



a xylem brand

---

# Standard Drain Box

INSTRUCTION MANUAL

---

CE


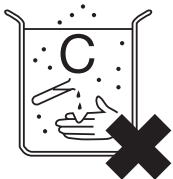
# rule

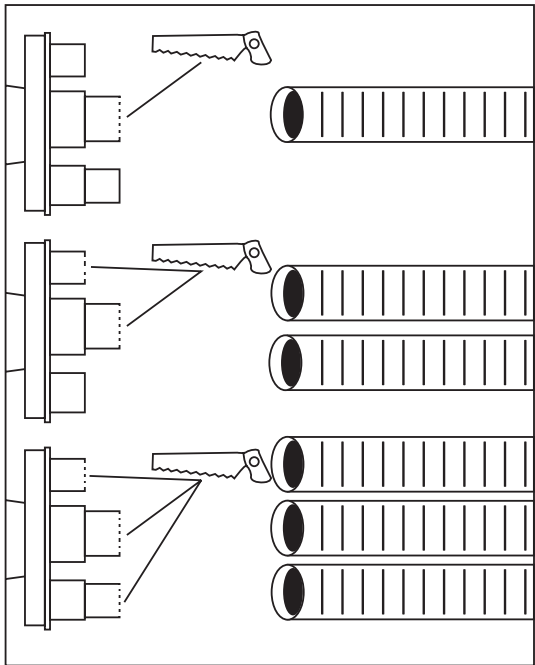
a xylem brand

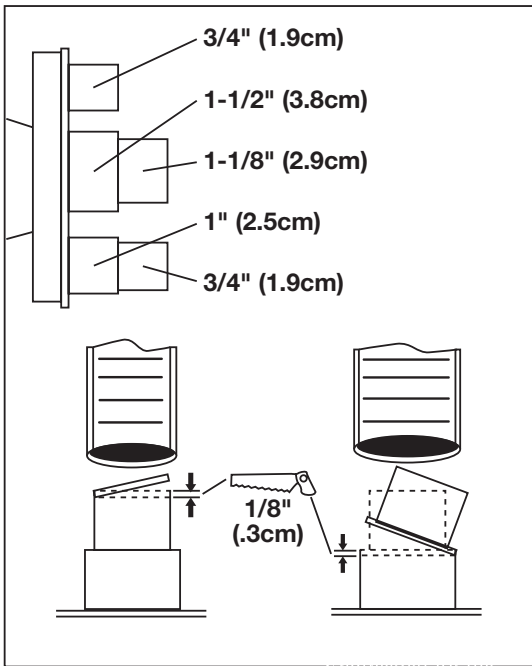
 **WARNING**



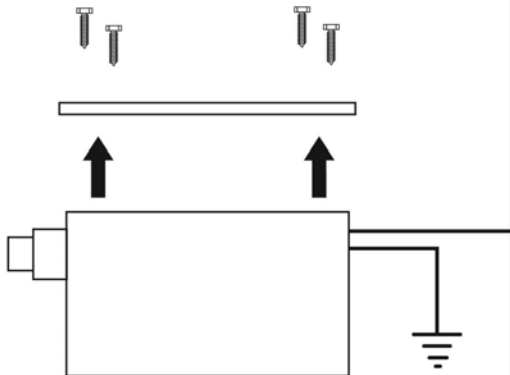
This unit is designed for use with fresh water and salt water **ONLY**. Use with any other hazardous, caustic, or corrosive material could result in damage to the pump and the surrounding environment, possible exposure to hazardous substances and injury.

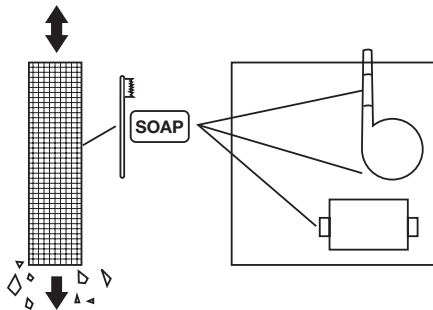
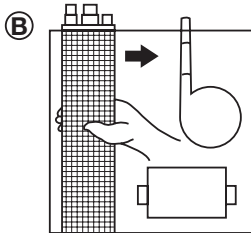
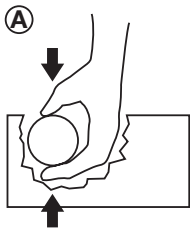







• CLEANING









All mounting holes must be sealed with a marine grade sealant to prevent water intrusion.



**ABYC**  
*Setting Standards for Safer Boating*

Install to ABYC standards  
H-2 and E11



CE Logo

When this product carries a CE mark,  
it conforms to one or more of the  
following standards: EN 61000-6-1:2001

EN 61000-6-3:2007

Following the Provisions of the  
Electromagnetic Compatibility  
Directive 2004/108/EC

ISO 8846 / Electrical Devices Protection  
Against Ignition of Surrounding  
Flammable Gases

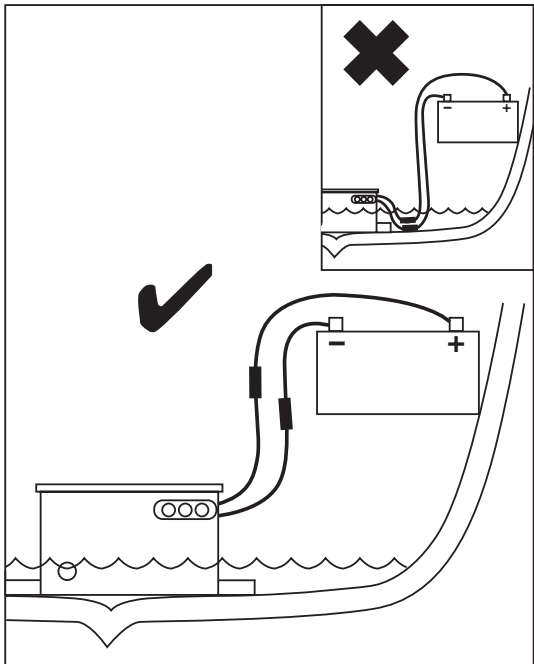
ISO 10133:2000 / Electrical Systems - Extra  
Low

Voltage D.C. Installations Following  
the Provisions of the Recreation Craft  
Directive 94/25/EEC

 CAUTION



Keep all wire connections above the highest water level.  
Wires must be joined with butt connectors and a marine grade sealant to prevent wire corrosion.



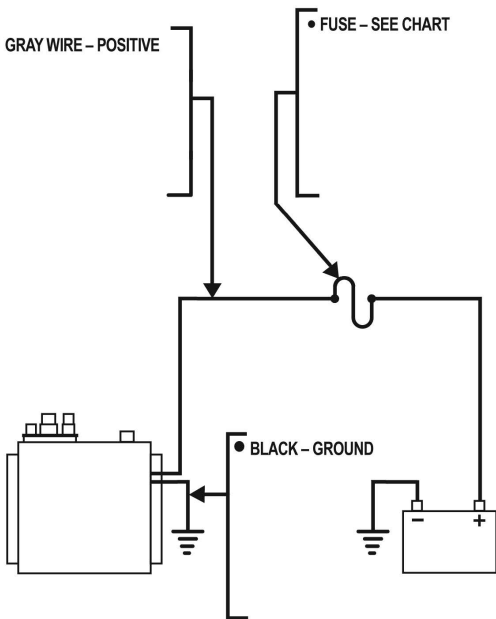
**CAUTION**



Always install proper fuse size to prevent damage to product should a short occur. Failure to install proper fuse could increase risk of pump malfunction potentially resulting in personal injury and/or fire hazard.

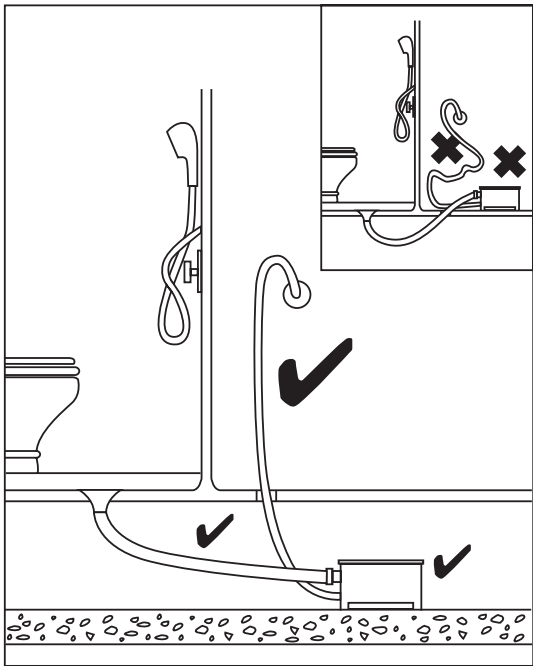
● GRAY WIRE – POSITIVE




● FUSE – SEE CHART



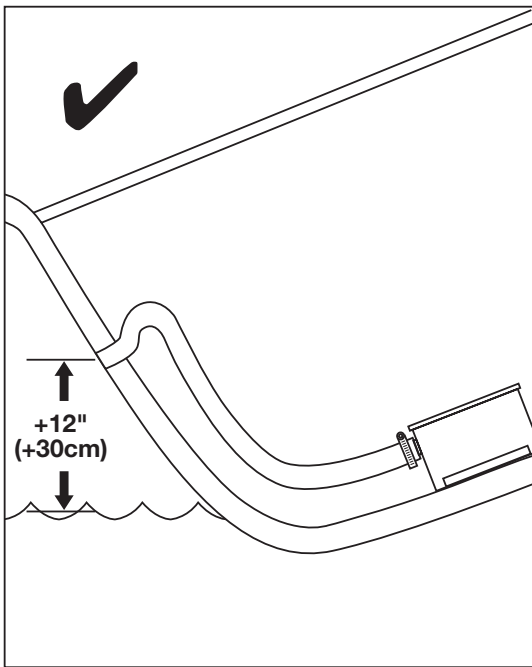


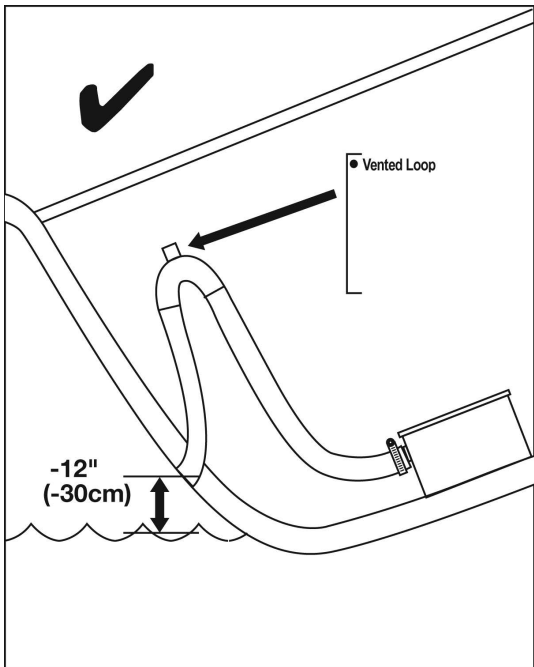
Disconnect power from the system before working on the unit to avoid personal injury, damage to the surrounding environment and/or damage to the unit.











A	B	C	D	E
Model	Discharge	Voltage	Amp Draw	Fuse Size

A	B	C	D	E
97A	3/4" (19mm)	12V	2.0A	3.0A
97A-24	3/4" (19mm)	24V	1.3A	1.5A
98A	3/4" (19mm)	12V	4.0A	5.0A
98A-24	3/4" (19mm)	24V	2.0A	3.0A



**rule**  
a xylem brand