


4 ROW HARVESTER MODEL #5640

OWNER'S / OPERATOR'S MANUAL

PART # 290026



Spudnik
EQUIPMENT COMPANY LLC

P.O. Box 1045 - Blackfoot, Idaho 83221

(208)785-0480 - Fax (208)785-1497

E-mail: spudnik@spudnik.com - Web Site: www.spudnik.com



"Potatoes
Handled
Like Babies"

Service Centers

SPUDNIK



Phone: (208)785-0480-Fax: (208)785-1497

E-Mail: spudnik@spudnik.com

Web Site : www.spudnik.com

BLACKFOOT

584 West 100 North
P.O. Box 1045
Blackfoot, ID 83221
Phone (208)785-0480
Fax (208)785-1497

PASCO

5802 North Industrial Way
Pasco, Wa. 99301
Phone (509) 543-7166
Fax (509) 543-7169

GRAFTON

1410 12th St. West
Grafton, Nd. 58237
Phone (701) 352-9603
Fax (701) 352-9610

HEYBURN

300 Centennial Dr.
Heyburn, ID 83336
Phone (208)436-8052
Fax (208) 436-9170

PRESQUE ISLE

110 Airport Dr.
Presque Isle, Me. 04769
Phone (207) 764-4686
Fax (207) 764-4674

TABLE OF CONTENTS

	PAGE
Introduction	3
Warranty	4
Safety	5
Safety Practices	9
Safety Decals	10
Lubrication and Maintenance.....	11
Tractor power take-off and draw bar requirements	12
Machine parts breakdown Table Of Contents	13
Electrical Schematics	102

INTRODUCTION

Welcome to the SPUDNIK line of potato handling equipment. We appreciate your decision to make our equipment a part of your operation, and look forward to a long-term partnership. We strive to put the best quality and workmanship into each of our machines, and hope as you use your **MODEL #5640 HARVESTER**, that you will find this to be true. This owner's / operators manual has been prepared to aid you in safe operation and service of your Harvester.

Read this manual carefully to learn how to operate your machine safely and within design limits of machine. Failure to do so could result in personal injury and/or damage to machine.

This manual is an important part of this machine and should accompany it when moved from location to location.

Warranty is provided as part of the SPUDNIK EQUIPMENT COMPANY LLC service program for customers who operate and maintain their equipment as outlined in this manual.

OWNER REGISTRATION

Name _____

Address _____

City _____

State / Province _____

Country _____

Model Number _____ Serial Number _____

Purchase Date _____

WARRANTY POLICY

- 1- Warranty on all normal maintenance items such as, rollers, sprockets, roller chain, belt lacing, bearing, etc. will be for one season (Not to exceed vendors warranty). A season being 720 Hr. not to exceed 183 days. All other materials and workmanship will be warranted for one full year from date of purchase. (Some components carry more than a one-year warranty from the vendor; this will be passed on to the customer where applicable.)
- 2- No warranty payment will be made for failure of the customer to operate and maintain the machine according to proper procedures, written or customary. Machines must be used within reasonable limits.
- 3- All warranty must be completed within one year of purchase unless an agreement is made with Spudnik Equipment Company LLC to do otherwise, prior to the end of the year.
- 4- No warranty payments will be made without a REQUEST FOR WARRANTY PAYMENT signed by the customer, and all faulty parts are returned to Spudnik Equipment Company LLC.
- 5- All paint will be warranted for one year only. Paint warranty must be done within the first twelve months of purchase. Rock chips and other abuse to the painted surface will not be considered for warranty payment. When warranting workmanship or paint on equipment Spudnik reserves the right to determine whether whole or part of the machine will be warranted. Items paint will be warranted for:
 - a- Insufficient coverage.
 - b- Failure of the paint, due to the use of incorrect product or incorrect application of product.
 - c- Excessive runs and imperfections. Runs will not be sufficient to constitute warranty unless they affect more than 15% of the paint on the machine.
- 6- No warranty on motors or electrical components, unless:
 - a- Approved by vendor (our source of supply).
 - b- Spudnik installed incorrect components.
 - c- Spudnik incorrectly installed components.
- 7- Spudnik Equipment Company LLC must approve all exceptions to this policy.



SAFETY



You are responsible for the **safe** operation and maintenance of your SPUDNIK Harvester. All operators and anyone doing work or maintenance on Harvester must be trained in the operation, maintenance procedures and related **SAFETY** information contained in this manual. All operators and maintenance personnel must receive this training at least annually to be in compliance with OSHA regulation 1928.57. This manual is a guide to good safety practices that should be followed while operating Harvester.

The operator is the most important safety device on the Harvester. It is the operator's responsibly to read and understand **ALL** operating and safety instructions in manual.

ANY UNAUTHORIZED MODIFICATIONS TO MACHINE IS CONSIDERED A BREACH OF CONTRACT AND REMOVES ALL LIABILITY FROM THE MANUFACTURER. Unauthorized modification may impair function of machine and/or safety and could affect the life and warranty of the Harvester.

THINK SAFETY!

WORK SAFELY!

THE LIFE YOU SAVE MAY BE YOUR OWN!



SAFETY



SAFETY ALERT SYMBOL



THE SAFETY ALERT SYMBOL MEANS: ATTENTION! BECOME ALERT! YOUR SAFETY IS INVOLVED!

The **SAFETY ALERT SYMBOL** identifies important safety information on the safety decals and in this manual. When you see this symbol be alert to the possibility of personal injury or death.

SIGNAL WORDS:

DANGER, WARNING, and CAUTION are signal words with messages:

DANGER: An immediate and specific hazard, which **WILL** result in severe injury or death if proper precautions are not taken.

WARNING: A specific hazard or unsafe practice, which **COULD** result in severe injury or death.

CAUTION: Unsafe practices, which **COULD** result in personal injury if proper precautions are not taken.



SAFETY PRACTICES

GENERAL SAFETY PRACTICES

- The primary responsibility for safe operation of the Spudnik Harvester lies with the owner/operator.
- OSHA (Occupational Safety and Health Administration) requires that all operators be trained at the time of initial assignment, and annually thereafter by the employer, in the safe operation of the Harvester.
- Read and understand the operator manual before operating, maintaining, or adjusting Harvester.
- Untrained individuals and children should not be allowed on or around Harvester at anytime.
- Keep hands, feet, long hair, and clothing away from moving and/or rotating parts.
- Never wear ill-fitting baggy, or frayed clothing when working around or on any drive system component.
- Do not attempt to service, lubricate, clean or adjust Harvester while it is running.
- Inspect all mechanisms before starting Harvester and replace all worn or damaged parts.
- Make sure all guards and shields are properly installed and secured before operating Harvester.
- Replace all worn or missing bolts with SAE Grade 5 or better unless specifically stated otherwise.

HYDRAULIC SAFETY PRACTICES

- Before applying pressure to the system make sure all components, fittings, steel lines, and hoses are tight and undamaged.



SAFETY PRACTICES

- Remove or safely block all loads that are supported by hydraulic cylinders before loosening any hydraulic line fitting or hose.
- Wear proper eye and hand protection and use wood or cardboard as a backstop when looking for hydraulic leaks.
- A high-pressure hydraulic leak can ignite if exposed to an open flame or spark.
- Seek immediate medical attention if hydraulic fluid pierces the skin, or a serious toxic reaction or infection could result.

PTO (POWER TAKE-OFF) SAFETY PRACTICES

- Do not remove or modify protective shields or guards.
- Do not step across PTO shaft or drive line or use it as a step.
- Replace all damaged or missing parts or shields with the correct original manufacturer parts.
- Grease, clean, and maintain PTO's as per original manufacturer specifications.

TRANSPORTING SAFETY PRACTICES

- Towing speed should not exceed 20 MPH due to farm rated tires and wheels.
- Towing vehicle should weigh no less than half the weight of the towed Harvester.
- The slow moving vehicle sign along with any other lights and reflectors required by the local highway and transport authority, must be in place.
- Lights must be clean and visible by overtaking and oncoming traffic.
- Keep the towing vehicle and the Harvester under control when going down long and/or steep grades.
- Do not allow riders on Harvester during transportation.



SAFETY PRACTICES



OPERATING SAFETY PRACTICES

- Do not allow riders on Harvester during field operation except on approved workers platforms.
- Be careful when operating Harvester on uneven terrain, hillsides, or near ditches to avoid the potential of overturning the Harvester.
- Use only recommended tractor sizes with proper weight and equipment for operating the Harvester.
- Never stand between the tractor and the Harvester when tractor is backing up for hook-up.
- Hitch pin should be the correct size and equipped with a retainer to prevent unhitching.
- Shut the tractor off when connecting the Harvester PTO and hydraulics.
- Make certain the tractor PTO is off before starting the tractor with the Harvester hooked up.
- Engage the PTO slowly with the tractor at the lowest RPM that it can operate and still start the load. After engaging the PTO bring the RPMs up to the recommended speed.
- Make sure that all persons are away from the rear of the Harvester when backing up.



SAFETY LABEL



- Keep safety labels and signs clean and legible at all times.
- Replace safety labels and signs that are missing or have become illegible.
- When replacing a part that displays a safety sign, make sure that the new parts also display the safety sign.
- Safety labels or signs are available from your dealer parts dept.

HOW TO INSTALL SAFETY LABELS

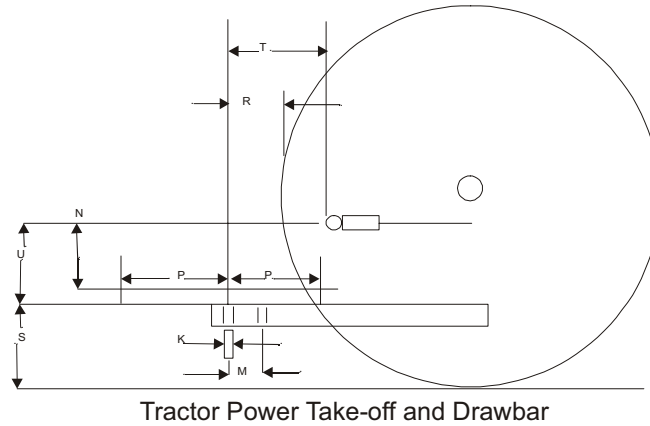
1. Be sure the installation area is clean and dry.
2. Decide on the exact position before you remove the backing paper.
3. Remove the smallest portion of the split backing paper.
4. Align the label over the specified area and carefully position the small portion with the exposed sticky backing in place.
5. Slowly peel back the remaining paper and carefully smooth the remaining portion of the label in place.
6. Small air pockets can be pierced with a pin and smoothed using the piece of label backing paper.

LUBRICATION AND MAINTENANCE

- All wheel bearings and wheel hubs should be greased and packed at least once a year.
- Check wheel lug nuts daily.
- Check tire pressure daily (for 14.00-24 16 PLY tire - 54 P.S.I.)
(for 12.5L-16 12 PLY support wheel - 56 P.S.I.)
- Oil in gearboxes must be checked every hundred hours of operation.
- Oil should be changed when it becomes dirty and/or contaminated.
- To avoid contamination of product all hydraulic fittings must be checked daily for leaks and replaced or tightened as necessary.
- All bearings are of sealed type and are lubricated by manufacturer. Bearings will only need to be greased at start of season. Over greasing sealed bearings will result in seal being broken and rapid failure of bearing. If seal is broken, bearing should be greased daily until replaced. One pump of grease at start of season is sufficient.
- PTO Drive shaft slip tube should be greased daily or every 10 (Ten) hours of operation.
- PTO Drive shaft U-joint & other U-joints should be greased every other day or every 20 (Twenty) hours of operation.
- Blower bearings should be greased weekly or every 60 (Sixty) hours of operation.
- Check the Blower Power Band Belt daily for cuts, fraying, or any other damage or wear.
- Blower overrunning clutch and king pins should be greased daily

TRACTOR POWER TAKE-OFF AND DRAWBAR REQUIREMENTS

The harvester has been engineered to meet the ASAE Standard S203.12 for TYPE 3 Tractors. Refer to the illustration below for specific measurements.



Dimensions Associated with Drawbar and Power Take-off*

Nominal Diameter	1-3/4 in (45 mm)
Standard Operating Speed - r/min.	1000(+ -) 25

K.	Hitch pin hole diameter, min.....	1.31 (33.1)
L.	Auxiliary hole diameter.....	0.68 (17.3)
M.	Auxiliary hole spacing.....	4.0 (102) (+-) 0.03 (0.8)
N.	Hitch pin and clevis clearance plane below PTO shaft center line, min.....	6.5 (165)
P.	Hitch pin and clevis clearance plane from hitch pin centerline, min.....	8.0 (203)
R	Horizontal distance from hitch pin to tire OD***	
	Preferred Min.....	1.0 (25)
	Permissible forward of tire OD.....	1.0 (25)
S.	Height of drawbar with popular tires	
	Maximum PTO power	
	Up to 160 hp (119 KW).....	13.0 (330) to 20.0 (598)
	Over 125 hp (93 KW).....	15.0 (381) to 22.0 (599)
T.	End of PTO shaft to hitch pin hole.....	20.0(598)
U	Top drawbar to PTO centerline:	
	Preferred.....	10.0 (254)
	Minimum.....	8.0 (203)
	Maximum.....	12.0 (305)

*Dimensions are in inches (mm)

*** largest code R 1 tire specified for use by the tractor manufacture.

TABLE OF CONTENTS**SECTION** **PAGE**

BELTED CHAIN OPTIONS	B-1	15-18
BLOWER HOUSING & PLENUM ASSEMBLY (OPTION)	H-44	83
BLOWER HOUSING FRONT & DRIVE ASSEMBLY	H-45	84
BLOWER OVERRUNNING CLUTCH ASSEMBLY	H-46	85
BLOWER OVERRUNNING CLUTCH REMOVAL & REPLACEMENT	H-47	86
BLOWER DODGE BEARING REMOVAL & REPLACEMENT	H-48	87
BLOWER HOUSING BACK & FAN ASSEMBLY	H-49	88
BLOWER BELT TIGHTENER ASSEMBLY	H-50	89
BOOM & PICKING TABLE DRIVE ASSEMBLY	H-35	73
BOOM & PICKING TABLE ROLLER ASSEMBLY	H-36	74
BOOM HYDRAULIC CYLINDER ASSEMBLY	HYD-6	104
BOOM HYDRAULIC DRIVE ASSEMBLY (PER 1999)	HYD-7	105
BOOM HYDRAULIC DRIVE ASSEMBLY (1999)	HYD-8A	106
BOOM HYDRAULIC DRIVE ASSEMBLY (2000)	HYD-8B	107
BOOM LIFT ASSEMBLY	H-37	75
CONTROL BOX ASSEMBLY	EW-1	111
COULTER HUB ASSEMBLY & BLADE OPTIONS	H-38	76
COULTER HYDRAULIC CYLINDER ASSEMBLY	HYD-4	10
COULTER NARROW ASSEMBLY	H-39-B	78
COULTER WIDE ASSEMBLY	H-39-A	77
DIGGER NOSE BELTED CHAIN DRIVE SHAFT ASSEMBLIES	H-10	44
DIGGER NOSE BLADE ASSEMBLY DOG TONGUE-BHL	H-3	33
DIGGER NOSE BLADE ASSEMBLY ROCK POINT	H-4	34
DIGGER NOSE BLADE ASSEMBLY SAND POINT, WIDE	H-1	31
DIGGER NOSE BLADE ASSEMBLY SAND POINT, NARROW	H-2	32
DIGGER NOSE BLADE ASSEMBLY CLOD/HALF CLOD	H-5	35-36
DIGGER NOSE DEPTH GAGE ASSEMBLY	H-56	95
DIGGER NOSE EURO DIGGER NOSE ASSEMBLIES	H-9	41-43
DIGGER NOSE HYDRAULIC CYLINDER ASSEMBLY	HYD-3	101
DIGGER NOSE HYDRAULIC ROLLER SHAKER ASSEMBLIES	H-12	46
DIGGER NOSE MECHANICAL SHAKER ASSEMBLIES	H-11	45
DIGGER NOSE ROLLER & WEAR PLATE ASSEMBLIES	H-5	37
DIGGER NOSE STD 2- CHAIN ROLLER ASSEMBLIES	H-6	38
DIGGER NOSE STD 2- CHAIN CARRY BACK SHAFT ASSEMBLIES	H-7	39
DIGGER NOSE STD 4- CHAIN ROLLER ASSEMBLIES	H-8	40
DIVINER BRUSH HYDRAULIC DRIVE ASSEMBLY	HYD-8	108
ELECTRICAL BOX ASSEMBLY	EW-2	112
ELECTRICAL SCHEMATICS		113
ELIMINATOR FINGER SHAFT ADJUSTMENT ASSEMBLY	H-34	72

TABLE OF CONTENTS**SECTION** **PAGE**

ELIMINATOR TABLE DRIVE ASSEMBLY, LEFT SIDE	H-30	67
ELIMINATOR TABLE DRIVE ASSEMBLY, RIGHT SIDE	H-31	68
ELIMINATOR TABLE ASSEMBLY	H-32	69
ELIMINATOR SHAFTS ASSEMBLY (FINGER ROLL)	H-33	70
ELIMINATOR SHAFTS ASSEMBLY (EURO ROLL)	H-33	71
HUB & SPINDLE ASSEMBLY	H-41	80
HYDRAULIC MANIFOLD DIAGRAM	HYD-0	98
HYDRAULIC CONTROL MANIFOLD ASSEMBLY	HYD-1	99
MAIN GEARBOX ASSEMBLY	H-14	48
MAIN GEARBOX U-JOINTS & ELEVATOR GEARBOX ASSEMBLIES	H-15	49
PRIMARY CHAIN DRIVE	H-16	50
REAR CROSS DRIVE ASSEMBLY	H-22	56
REAR CROSS & SPREADER ROLLER DRIVE ASSEMBLY	H-23	57-58
REAR CROSS SPREADER ROLLER ASSEMBLY (FINGER ROLL)	H-24	59-60
REAR CROSS SPREADER ROLLER ASSEMBLY (EURO ROLL)	H-24	61
REAR CROSS CONVEYOR & SPREADER ROLLER ASSEMBLY	H-25	62
REAR CROSS CONVEYOR ROLLERS ASSEMBLY	H-26	63
SAFETY LABELS	SL-1-4	21-24
SAFETY LABELS PLACEMENT	SL-5-8	25-28
SECONDARY CHAIN DRIVE	H-17	51
SECONDARY CHAIN ROLLERS ASSEMBLY, QUARTER BOARD	H-19	53
SECONDARY CHAIN ROLLERS ASSEMBLY, CENTER BOARD	H-20	54
SECONDARY CHAIN ROLLERS SIDES ASSEMBLY	H-18	52
SECONDARY DRIVE SHAFT ASSEMBLY	H-21	54
SHIELDS PLACEMENT	SH-1-4	29-32
SHAKER HYDRAULIC CYLINDER ASSEMBLY	HYD-2	100
SHAKER HYDRAULIC ROLLER DRIVE ASSEMBLY	HYD-9	109
SIDE ELEVATOR ADJUSTMENT & SUPPORT ASSEMBLY	H-28	65
SIDE ELEVATOR CHAIN EXTENSION (OPTION)	H-58	97
SIDE ELEVATOR DRIVE ASSEMBLY	H-27	64
SIDE ELEVATOR & ROLLER ASSEMBLY	H-29	66
SNAPPER ROLLER ASSEMBLY (OPTION)	H-55	92
STEERING AXLE ASSEMBLY	H-42	81
STEERING CONTROL GAGE ASSEMBLY	H-57	96
STEERING & SUPPORT ARM HYD CYLINDER ASSEMBLY	HYD-5	103
SUPPORT ARM ASSEMBLY (OFFSET TOW HITCH ONLY)	H-43	82
TOW HITCH & DRIVE LINE ASSEMBLY	H-13	47
VINE CHAIN DRIVE ASSEMBLY (OPTION)	H-51	90
VINE ROLLER & SHAFT ASSEMBLY	H-52	91
VINE TRASH CONVEYOR ASSEMBLY (OPTION)	H-53	92
VINE BRUSH ASSEMBLY (OPTION)	H-54	93
WHEEL & AXLE ASSEMBLY	H-40	79

B-1

BELTED CHAIN OPTIONS

1. **PRIMARY, DIGGER NOSE, 4-CHAIN (NARROW)**
 - # 351429 - ASSY,BLTD,CHN,30" x 12MM x 42MM,STR ROD 16'-6"
 - # 351430 - ASSY,BLTD,CHN,30" x 12MM x 45MM,STR ROD 16'-6"
 - # 351431 - ASSY,BLTD,CHN,30" x 12MM x 50MM,STR ROD 16'-6"
 - # 351432 - ASSY,BLTD,CHN,30" x 12MM x 56MM,STR ROD 16'-6"
 - # 351333 - ASSY,BLTD,CHN,30" x 12MM x 42MM,2D1S 16'-6"
 - # 351358 - ASSY,BLTD,CHN,30" x 12MM x 45MM,2D1S 16'-6"
 - # 351320 - ASSY,BLTD,CHN,30" x 12MM x 50MM,2D1S 16'-6"
 - # 351364 - ASSY,BLTD,CHN,30" x 12MM x 56MM,2D1S 16'-6"

2. **PRIMARY, DIGGER NOSE, 4-CHAIN (WIDE)**
 - # 351433 - ASSY,BLTD,CHN,33" x 12MM x 42MM,STR ROD 16'-6"
 - # 351434 - ASSY,BLTD,CHN,33" x 12MM x 45MM,STR ROD 16'-6"
 - # 351435 - ASSY,BLTD,CHN,33" x 12MM x 50MM,STR ROD 16'-6"
 - # 351436 - ASSY,BLTD,CHN,33" x 12MM x 56MM,STR ROD 16'-6"
 - # 351334 - ASSY,BLTD,CHN,33" x 12MM x 42MM,2D1S 16'-6"
 - # 351357 - ASSY,BLTD,CHN,33" x 12MM x 45MM,2D1S 16'-6"
 - # 351319 - ASSY,BLTD,CHN,33" x 12MM x 50MM,2D1S 16'-6"
 - # 351363 - ASSY,BLTD,CHN,33" x 12MM x 56MM,2D1S 16'-6"

3. **PRIMARY, DIGGER NOSE, 2-CHAIN (NARROW)**
 - # 351437 - ASSY,BLTD,CHN,66" x 13MM x 42MM,STR ROD 16'-6"
 - # 351438 - ASSY,BLTD,CHN,66" x 13MM x 45MM,STR ROD 16'-6"
 - # 351439 - ASSY,BLTD,CHN,66" x 13MM x 50MM,STR ROD 16'-6"
 - # 351440 - ASSY,BLTD,CHN,66" x 13MM x 56MM,STR ROD 16'-6"
 - # 351445 - ASSY,BLTD,CHN,66" x 13MM x 42MM,2D1SROD 16'-6"
 - # 351446 - ASSY,BLTD,CHN,66" x 13MM x 45MM,2D1SROD 16'-6"
 - # 351447 - ASSY,BLTD,CHN,66" x 13MM x 50MM,2D1SROD 16'-6"
 - # 351448 - ASSY,BLTD,CHN,66" x 13MM x 56MM,2D1SROD 16'-6"

4. **PRIMARY, DIGGER NOSE, 2-CHAIN (WIDE)**
 - # 351441 - ASSY,BLTD,CHN,69" x 13MM x 42MM,STR ROD 16'-6"
 - # 351442 - ASSY,BLTD,CHN,69" x 13MM x 45MM,STR ROD 16'-6"
 - # 351443 - ASSY,BLTD,CHN,69" x 13MM x 50MM,STR ROD 16'-6"
 - # 351444 - ASSY,BLTD,CHN,69" x 13MM x 56MM,STR ROD 16'-6"
 - # 351449 - ASSY,BLTD,CHN,69" x 13MM x 42MM,2D1SROD 16'-6"
 - # 351450 - ASSY,BLTD,CHN,69" x 13MM x 45MM,2D1SROD 16'-6"
 - # 351451 - ASSY,BLTD,CHN,69" x 13MM x 50MM,2D1SROD 16'-6"
 - # 351452 - ASSY,BLTD,CHN,69" x 13MM x 56MM,2D1SROD 16'-6"
 - # 351360 - ASSY,BLTD,CHN,69" x 12MM x 42MM,STR FLEX 16'-6"
 - # 351346 - ASSY,BLTD,CHN,69" x 12MM x 50MM,STR FLEX 16'-6"

5. **SECONDARY CHAIN, WITH VINE CHAIN**
 - # 351510 - ASSY,BLTD,CHN,69" x 11MM x 42MM,5DCU2PG 18'-7"

B-1

BELTED CHAIN OPTIONS

- # 351369 - ASSY,BLTD,CHN,69" x 11MM x 45MM,5DCU2PG 18'-7"
- # 351373 - ASSY,BLTD,CHN,69" x 11MM x 50MM,5DCU2PG 18'-7"
- # 351511 - ASSY,BLTD,CHN,69" x 11MM x 56MM,5DCU2PG 18'-7"
- # 351512 - ASSY,BLTD,CHN,69" x 11MM x 42MM,5DAC2PG 18'-7"
- # 351513 - ASSY,BLTD,CHN,69" x 11MM x 45MM,5DAC2PG 18'-7"
- # 351324 - ASSY,BLTD,CHN,69" x 11MM x 50MM,5DAC2PG 18'-7"
- # 351514 - ASSY,BLTD,CHN,69" x 11MM x 56MM, 5DAC2PG 18'-7"
- # 351515 - ASSY,BLTD,CHN,69" x 11MM x 42MM, 5DPIL2PG 18'-7"
- # 351516 - ASSY,BLTD,CHN,69" x 11MM x 45MM, 5DPIL2PG 18'-7"
- # 351517 - ASSY,BLTD,CHN,69" x 11MM x 50MM, 5DPIL2PG 18'-7"
- # 351518 - ASSY,BLTD,CHN,69" x 11MM x 56MM, 5DPIL2PG 18'-7"
- # 351519 - ASSY,BLTD,CHN,69" x 11MM x 42MM, 5DCFL2PG 18'-7"
- # 351520 - ASSY,BLTD,CHN,69" x 11MM x 45MM, 5DCFL2PG 18'-7"
- # 351521 - ASSY,BLTD,CHN,69" x 11MM x 50MM, 5DCFL2PG 18'-7"
- # 351522 - ASSY,BLTD,CHN,69" x 11MM x 56MM, 5DCFL2PG 18'-7"

6. SECONDARY CHAIN, WITH BRUSH OR TRASH CONVAYOR

- # 351483 - ASSY,BLTD,CHN,69" x 11MM x 42MM,5DCU2PG 19'-11"
- # 351339 - ASSY,BLTD,CHN,69" x 11MM x 45MM,5DCU2PG 19'-11"
- # 351375 - ASSY,BLTD,CHN,69" x 11MM x 50MM,5DCU2PG 19'-11"
- # 351389 - ASSY,BLTD,CHN,69" x 11MM x 56MM,5DCU2PG 19'-11"
- # 351484 - ASSY,BLTD,CHN,69" x 11MM x 42MM,5D2UCFL 19'-11"
- # 351485 - ASSY,BLTD,CHN,69" x 11MM x 45MM,5D2UCFL 19'-11"
- # 351486 - ASSY,BLTD,CHN,69" x 11MM x 50MM,5D2UCFL 19'-11"
- # 351487 - ASSY,BLTD,CHN,69" x 11MM x 56MM,5D2UCFL 19'-11"
- # 351488 - ASSY,BLTD,CHN,69" x 11MM x 42MM,5D2UPIPIL 19'-11"
- # 351435 - ASSY,BLTD,CHN,69" x 11MM x 45MM,5D2UPIPIL 19'-11"
- # 351490 - ASSY,BLTD,CHN,69" x 11MM x 50MM,5D2UPIPIL 19'-11"
- # 351491 - ASSY,BLTD,CHN,69" x 11MM x 56MM,5D2UPIPIL 19'-11"
- # 351492 - ASSY,BLTD,CHN,69" x 11MM x 42MM,5D2UAIR 19'-11"
- # 351493 - ASSY,BLTD,CHN,69" x 11MM x 45MM,5D2UAIR 19'-11"
- # 351494 - ASSY,BLTD,CHN,69" x 11MM x 50MM,5D2UAIR 19'-11"
- # 351495 - ASSY,BLTD,CHN,69" x 11MM x 56MM,5D2UAIR 19'-11"

7. REAR CROSS, (1999)

- # 351504 - ASSY,BLTD,CHN,42" x 11MM x 42MM,STR CRUSH 31'-2"
- # 351481 - ASSY,BLTD,CHN,42" x 11MM x 45MM,STR CRUSH 31'-2"
- # 351480 - ASSY,BLTD,CHN,42" x 11MM x 50MM,STR CRUSH 31'-2"
- # 351505 - ASSY,BLTD,CHN,42" x 11MM x 56MM,STR CRUSH 31'-2"
- # 351496 - ASSY,BLTD,CHN,42" x 11MM x 42MM,5D2UPIPIL 31'-2"
- # 351497 - ASSY,BLTD,CHN,42" x 11MM x 45MM,5D2UPIPIL 31'-2"
- # 351498 - ASSY,BLTD,CHN,42" x 11MM x 50MM,5D2UPIPIL 31'-2"
- # 351499 - ASSY,BLTD,CHN,42" x 11MM x 56MM,5D2UPIPIL 31'-2"
- # 351500 - ASSY,BLTD,CHN,42" x 11MM x 42MM,5D2UAIR 31'-2"

B-1

BELTED CHAIN OPTIONS

- # 351501 - ASSY,BLTD,CHN,42" x 11MM x 45MM,5D2UAIR 31'-2"
- # 351502 - ASSY,BLTD,CHN,42" x 11MM x 50MM,5D2UAIR 31'-2"
- # 351503 - ASSY,BLTD,CHN,42" x 11MM x 56MM,5D2UAIR 31'-2"
- # 351506 - ASSY,BLTD,CHN,42" x 11MM x 42MM,5D2UCFLX 31'-2"
- # 351507 - ASSY,BLTD,CHN,42" x 11MM x 45MM,5D2UCFLX 31'-2"
- # 351508 - ASSY,BLTD,CHN,42" x 11MM x 50MM,5D2UCFLX 31'-2"
- # 351509 - ASSY,BLTD,CHN,42" x 11MM x 56MM,5D2UCFLX 31'-2"

8. SIDE ELEVATOR WITH FINGER TABLE

- # 351523 - ASSY,BLTD,CHN,42" x 11MM x 42MM,5DCU2PG 37'-3"
- # 351341 - ASSY,BLTD,CHN,42" x 11MM x 45MM,5DCU2PG 37'-3"
- # 351371 - ASSY,BLTD,CHN,42" x 11MM x 50MM,5DCU2PG 37'-3"
- # 351524 - ASSY,BLTD,CHN,42" x 11MM x 42MM,5DCFL2PG 37'-3"
- # 351525 - ASSY,BLTD,CHN,42" x 11MM x 45MM,5DCFL2PG 37'-3"
- # 351526 - ASSY,BLTD,CHN,42" x 11MM x 50MM,5DCFL2PG 37'-3"
- # 351527 - ASSY,BLTD,CHN,42" x 11MM x 42MM,5DPIL2PG 37'-3"
- # 351528 - ASSY,BLTD,CHN,42" x 11MM x 45MM,5DPIL2PG 37'-3"
- # 351529 - ASSY,BLTD,CHN,42" x 11MM x 50MM,5DPIL2PG 37'-3"
- # 351530 - ASSY,BLTD,CHN,42" x 11MM x 42MM,5DAIR2PG 37'-3"
- # 351531 - ASSY,BLTD,CHN,42" x 11MM x 45MM,5DAIR2PG 37'-3"
- # 351323 - ASSY,BLTD,CHN,42" x 11MM x 50MM,5DAIR2PG 37'-3"

9. SIDE ELEVATOR WITH CHAIN EXTENSION

- # 351788 - ASSY,BLTD,CHN,42" x 11MM x 42MM,5DCU2PG 44'-3"
- # 351789 - ASSY,BLTD,CHN,42" x 11MM x 45MM,5DCU2PG 44'-3"
- # 351890 - ASSY,BLTD,CHN,42" x 11MM x 50MM,5DCU2PG 44'-3"
- # 351835 - ASSY,BLTD,CHN,42" x 11MM x 42MM,5DCFL2PG 44'-3"
- # 351836 - ASSY,BLTD,CHN,42" x 11MM x 45MM,5DCFL2PG 44'-3"
- # 351837 - ASSY,BLTD,CHN,42" x 11MM x 50MM,5DCFL2PG 44'-3"
- # 351838 - ASSY,BLTD,CHN,42" x 11MM x 42MM,5DPILPG 44'-3"
- # 351839 - ASSY,BLTD,CHN,42" x 11MM x 45MM,5DPILPG 44'-3"
- # 351840 - ASSY,BLTD,CHN,42" x 11MM x 50MM,5DPILPG 44'-3"
- # 351841 - ASSY,BLTD,CHN,42" x 11MM x 42MM,5DAIRPG 44'-3"
- # 351842 - ASSY,BLTD,CHN,42" x 11MM x 45MM,5DPILPG 44'-3"
- # 351843 - ASSY,BLTD,CHN,42" x 11MM x 50MM,5DPILPG 44'-3"

10. PICKING TABLE AND BOOM WITH CHAIN EXTENSION

- # 351532 - ASSY,BLTD,CHN,36" x 11MM x 42MM,5DCU2PG 59'-4"
- # 351342 - ASSY,BLTD,CHN,36" x 11MM x 45MM,5DCU2PG 59'-4"
- # 351372 - ASSY,BLTD,CHN,36" x 11MM x 50MM,5DCU2PG 59'-4"
- # 351533 - ASSY,BLTD,CHN,36" x 11MM x 42MM,5DCFL2PG 59'-4"
- # 351534 - ASSY,BLTD,CHN,36" x 11MM x 45MM,5DCFL2PG 59'-4"

B-1

BELTED CHAIN OPTIONS

- # 351535 - ASSY,BLTD,CHN,36" x 11MM x 50MM,5DCFL2PG 59'-4"
- # 351536 - ASSY,BLTD,CHN,36" x 11MM x 42MM,5DPIL2PG 59'-4"
- # 351537 - ASSY,BLTD,CHN,36" x 11MM x 45MM,5DPIL2PG 59'-4"
- # 351538 - ASSY,BLTD,CHN,36" x 11MM x 50MM,5DPIL2PG 59'-4"
- # 351539 - ASSY,BLTD,CHN,36" x 11MM x 42MM,5DAIR2PG 59'-4"
- # 351540 - ASSY,BLTD,CHN,36" x 11MM x 45MM,5DAIR2PG 59'-4"
- # 351321 - ASSY,BLTD,CHN,36" x 11MM x 50MM,5DAC2PG 59'-4"

11. PICKING TABLE WITH ELIMANATOR TABLE

- # 351847 - ASSY,BLTD,CHN,36" x 11MM x 42MM,5DCU2PG 52'-8"
- # 351848 - ASSY,BLTD,CHN,36" x 11MM x 45MM,5DCU2PG 52'-8"
- # 351849 - ASSY,BLTD,CHN,36" x 11MM x 50MM,5DCU2PG 52'-8"
- # 351844 - ASSY,BLTD,CHN,36" x 11MM x 42MM,5DCFL2PG 52'-8"
- # 351845 - ASSY,BLTD,CHN,36" x 11MM x 45MM,5DCFL2PG 52'-8"
- # 351846 - ASSY,BLTD,CHN,36" x 11MM x 50MM,5DCFL2PG 52'-8"
- # 351850 - ASSY,BLTD,CHN,36" x 11MM x 42MM,5DAIR2PG 52'-8"
- # 351851 - ASSY,BLTD,CHN,36" x 11MM x 45MM,5DAIR2PG 52'-8"
- # 351852 - ASSY,BLTD,CHN,36" x 11MM x 50MM,5DAIR2PG 52'-8"
- # 351853 - ASSY,BLTD,CHN,36" x 11MM x 42MM,5DPIL2PG 52'-8"
- # 351854 - ASSY,BLTD,CHN,36" x 11MM x 45MM,5DPIL2PG 52'-8"
- # 351855 - ASSY,BLTD,CHN,36" x 11MM x 42MM,5DPIL2PG 52'-8"



SL - 1



SAFETY LABELS

KEEP ALL LABELS IN GOOD, CLEAN CONDITION!

ITEM #1

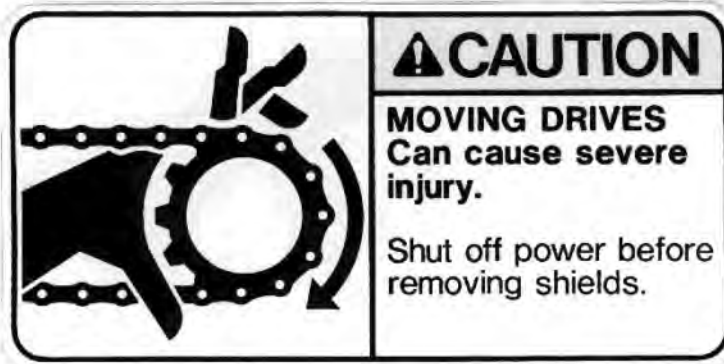
THIS DECAL IS LOCATED ON THE OUTSIDE OF ALL SHIELDS.



300087

ITEM #2

THIS DECAL IS LOCATED NEXT TO DRIVE UNDER SHIELDS.



300086

ITEM #3



300092

SL-1

SAFETY LABELS

ITEM #	PART #	DESCRIPTION	QTY
1	300087	LABEL,WARNING,EXPOSED,DRIVE,CAN CAUSE	14
2	300086	LABEL,CAUTION,MOVING,DRIVE,CAN CAUSE	16
3	300092	LABEL,DANGER,ROTATING,DRIVELINES,(HORZ)	1




SL - 2

SAFETY LABELS



KEEP ALL LABELS IN GOOD, CLEAN CONDITION!

ITEM #4

	<p>⚠ WARNING</p>
	<p>HEAVY TONGUE WEIGHT Can cause severe injury or death.</p> <p>Support jack and tongue securely. Min. jack rating 10,000 lbs.</p>

300096

300096

ITEM #7

	<p>Agricultural Implement Drivelines</p>
	

290043

ITEM #6

	<p>⚠ CAUTION</p>
	<p>LOW SPEED TIRE Can cause severe injury or machine damage.</p> <p>Do not exceed 20 m.p.h.</p>

300089

300089

ITEM #5

<p>⚠ DANGER</p>

<p>ROTATING DRIVELINES Can cause severe injury or death.</p> <p>Keep all driveline shields in place. Securely attach both ends of driveline.</p>

300091

300091

SL-2

SAFETY LABELS

ITEM #	PART #	DESCRIPTION	QTY
4	300096	LABEL,WARNING,HEAVY,TONGUE,WEIGHT,CAN	2
5	300091	LABEL,DANGER,ROTATING,DRIVELINES(VERT)	3
6	300089	LABEL,CAUTION,LOW,SPEED,TIRE,CAN,CAUSE	1
7	290043	MANUAL,ADMA SAFTY #54-15123	1



SL - 3

SAFETY LABELS



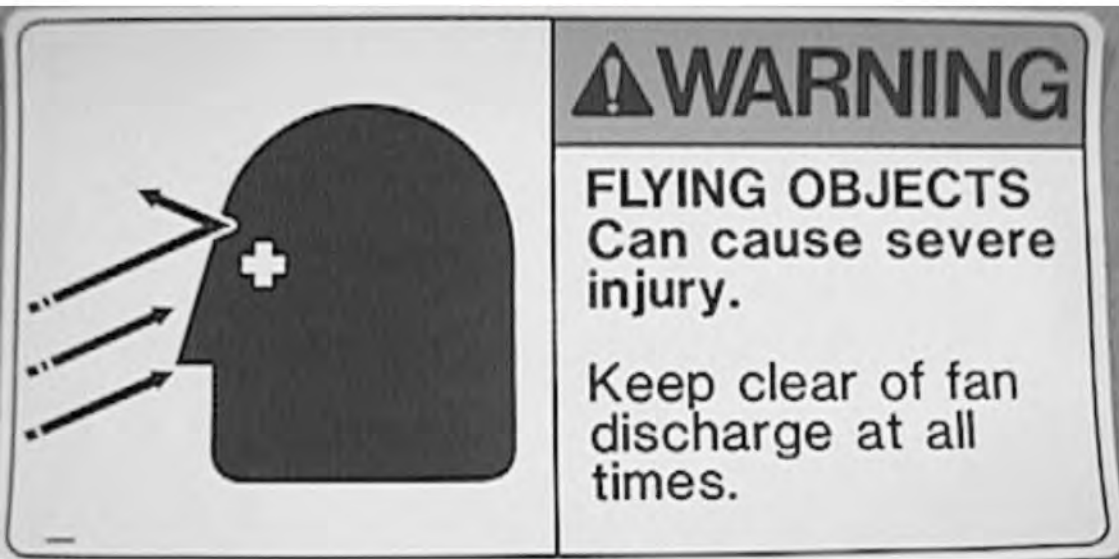
KEEP ALL LABELS IN GOOD, CLEAN CONDITION!

ITEM #8



300106

ITEM #9



300090

SL-3

SAFETY LABELS

ITEM #	PART #	DESCRIPTION	QTY
8	300106	SIGN,SLOW,MOVING,VEHICLE (COMPLETE KIT)	1
9	300090	LABEL,WARNING,FLYING,OBJECTS,CAN,CAUSE	2



SL - 4



SAFETY LABELS

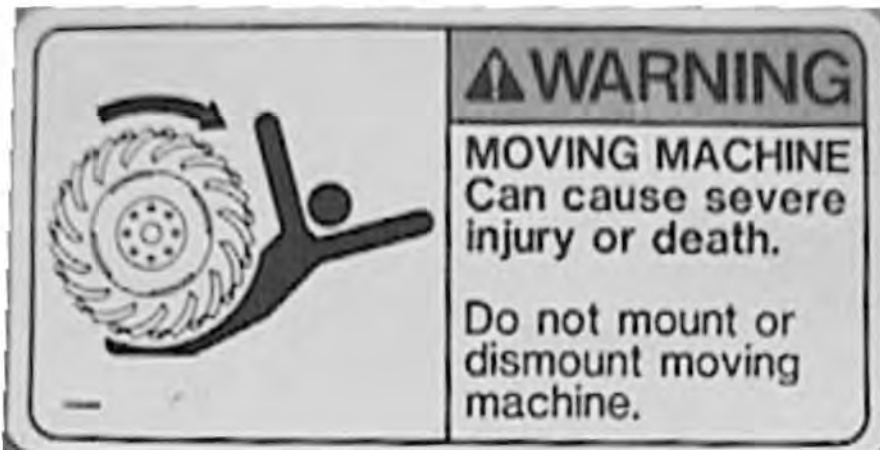
KEEP ALL LABELS IN GOOD, CLEAN CONDITION!

ITEM #10



300093

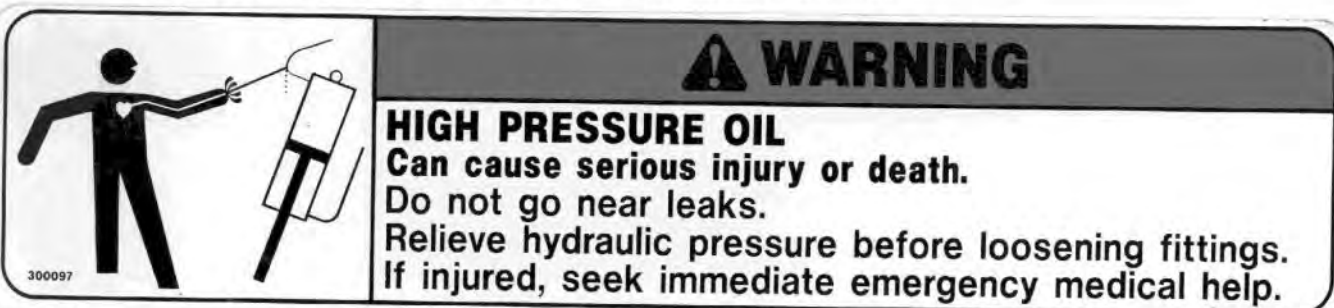
ITEM #11



300088

ITEM #11

THIS DECAL IS ON ALL HYDRAULIC CYLINDERS,
HYDRAULIC MOTORS AND VALVES.



300097

SL-4

SAFETY LABELS

ITEM #	PART #	DESCRIPTION	QTY
10	300093	LABEL,CAUTION,SLIPPERY,SURFACES,CAN	2
11	300088	LABEL,WARNING,MOVING,MACHINE,CAN,CAUSE	2
12	300097	LABEL,WARNING,HIGH,PRESSURE,OIL,CAN	12



SL - 5

SAFETY LABELS PLACEMENT



KEEP ALL LABELS IN GOOD, CLEAN CONDITION!

ITEM #1


THIS DECAL IS LOCATED NEXT TO DRIVE UNDER SHIELDS.




300087

ITEM #2

THIS DECAL IS LOCATED ON THE OUTSIDE OF ALL SHIELDS.



300086

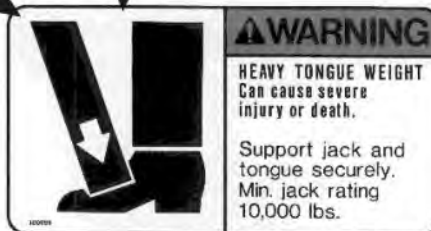


ITEM #3



300092

ITEM #4



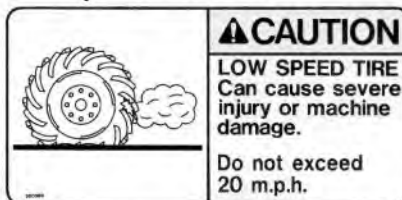
300096

ITEM #5



300091

ITEM #6



300089

SL-5

SAFETY LABELS PLACEMENT

ITEM #	PART #	DESCRIPTION	QTY
1	300087	LABEL,WARNING,EXPOSED,DRIVE,CAN CAUSE	14
2	300086	LABEL,CAUTION,MOVING,DRIVE,CAN CAUSE	16
3	300092	LABEL,DANGER,ROTATING,DRIVELINES,(HORZ)	1
4	300096	LABEL,WARNING,HEAVY,TONGUE,WEIGHT,CAN	2
5	300091	LABEL,DANGER,ROTATING,DRIVELINES(VERT)	3
6	300089	LABEL,CAUTION,LOW,SPEED,TIRE,CAN,CAUSE	1




SL-6



SAFETY LABELS PLACEMENT

KEEP ALL LABELS IN GOOD, CLEAN CONDITION!



ITEM #1

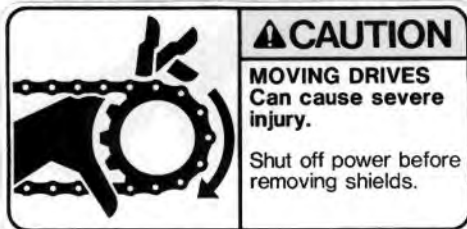
THIS DECAL IS LOCATED NEXT TO DRIVE UNDER SHIELDS



300087

ITEM #2

THIS DECAL IS LOCATED ON THE OUTSIDE OF ALL SHIELDS.




300086



ITEM #7



300106



SL-6

SAFETY LABELS PLACEMENT

ITEM #	PART #	DESCRIPTION	QTY
1	300087	LABEL,WARNING,EXPOSED,DRIVE,CAN CAUSE	14
2	300086	LABEL,CAUTION,MOVING,DRIVE,CAN CAUSE	16
7	300106	SIGN,SLOW,MOVING,VEHICLE (COMPLETE KIT)	1



SL - 7 SAFETY LABELS PLACEMENT



KEEP ALL LABELS IN GOOD, CLEAN CONDITION!

Item #8



300090



ITEM #1

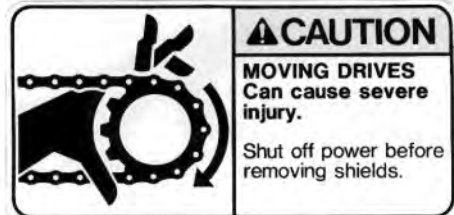
ITEM #2

THIS DECAL IS LOCATED NEXT TO DRIVE UNDER SHIELDS.

THIS DECAL IS LOCATED ON THE OUTSIDE OF ALL SHIELDS.



300087



300086

SL-7

SAFETY LABELS PLACEMENT

ITEM #	PART #	DESCRIPTION	QTY
1	300087	LABEL,WARNING,EXPOSED,DRIVE,CAN CAUSE	14
2	300086	LABEL,CAUTION,MOVING,DRIVE,CAN CAUSE	16
8	300090	LABEL,WARNING,FLYING,OBJECTS,CAN,CAUSE	2



SL - 8

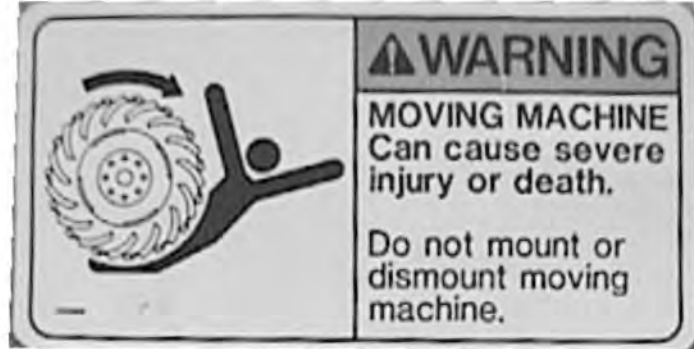
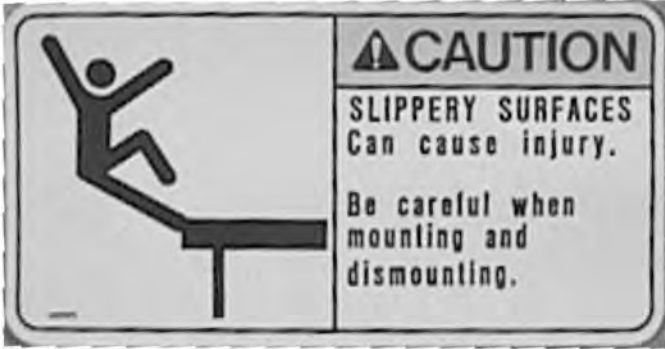


SAFETY LABELS PLACEMENT

KEEP ALL LABELS IN GOOD, CLEAN CONDITION!

ITEM #9

ITEM #10



300093


300088

ITEM #11

THIS DECAL IS ON ALL HYDRAULIC CYLINDERS, HYDRAULIC MOTORS AND VALVES



300097

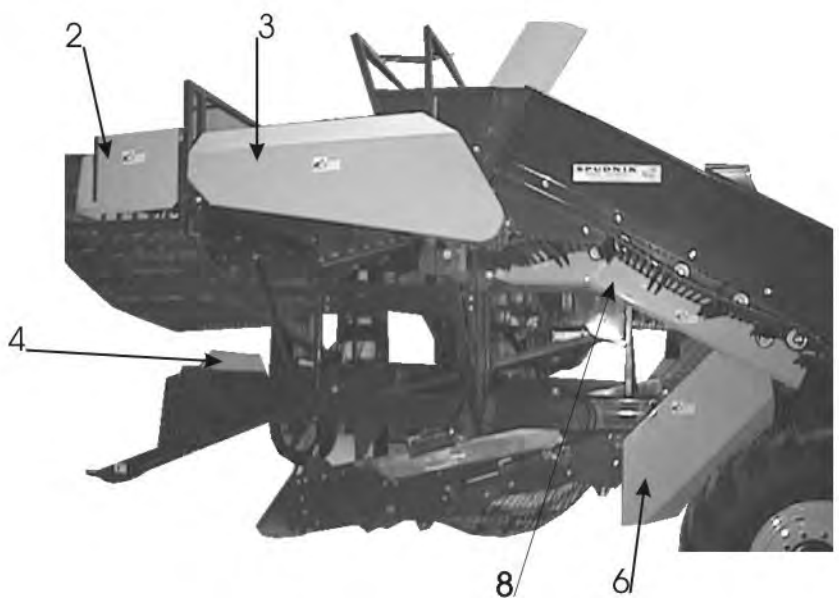
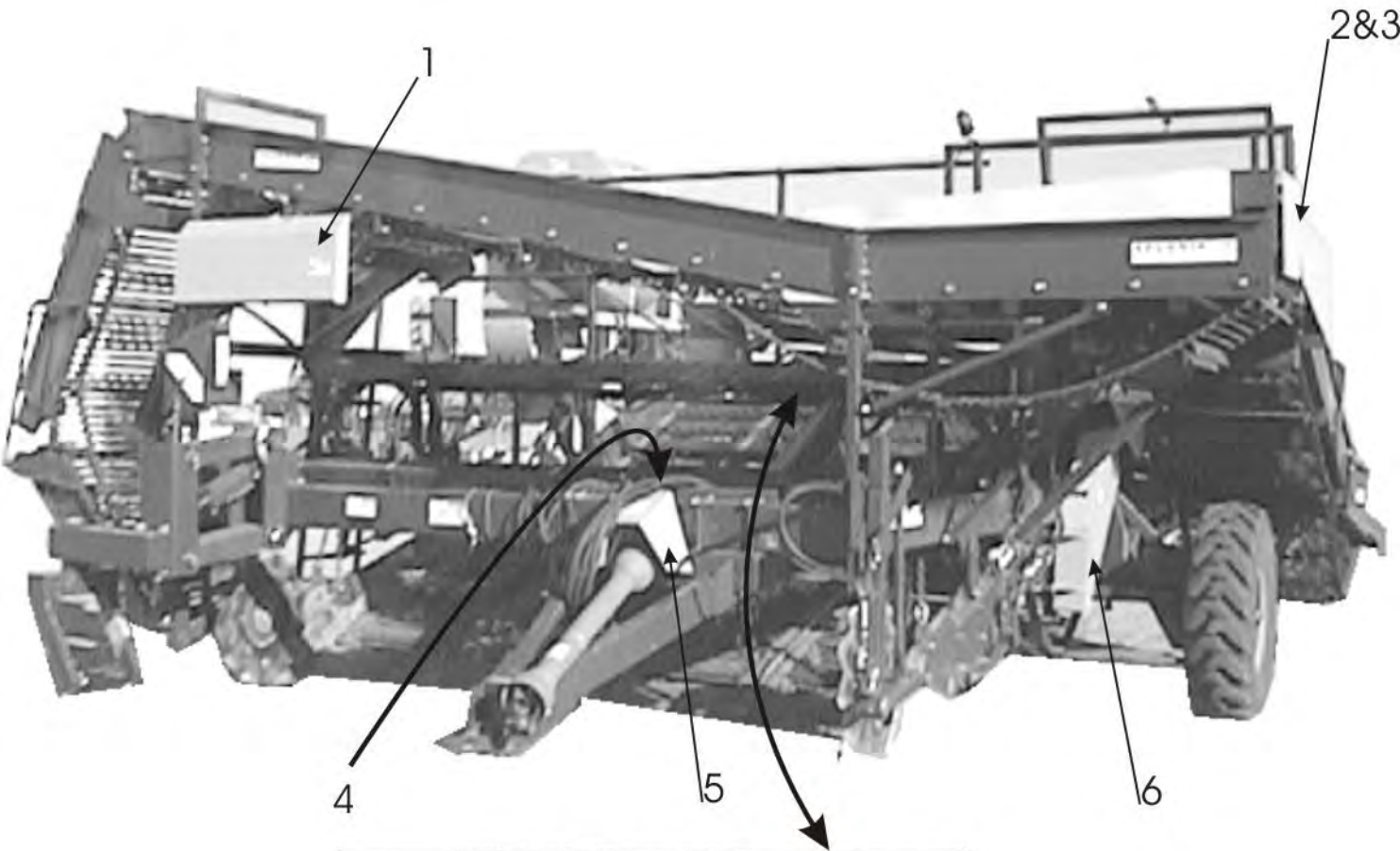


SL-8

SAFETY LABELS PLACEMENT

ITEM #	PART #	DESCRIPTION	QTY
9	300093	LABEL,CAUTION,SLIPPERY,SURFACES,CAN	2
10	300088	LABEL,WARNING,MOVING,MACHINE,CAN,CAUSE	2
11	300097	LABEL,WARNING,HIGH,PRESSURE,OIL,CAN	12

SH-1 SHIELDS PLACEMENT



SH-1



SHIELDS PLACEMENT

ITEM #	PART #	DESCRIPTION	QTY
1	841167	SHLD,DRIVE,PICKING TABLE 5600	1
2	841172	SHLD,ELIM,SPREADER,ROLL 5600	1
3	841173	SHLD,ELIM,TABLE,ROLL,OUTER 5600	1
4	841157	SHLD,PTO,REAR,DRIVE 5600	1
5	841134	5600 SHLD,PTO,DRIVE,FRONT,HINGED 14GA	1
6	841160	SHLD,PRIMARY,DRIVE,LEFT,SIDE 5600	1
7	841144	SHLD,MAIN,GEARBOX, 36" x 24" 12GA	1
8	841165	SHLD,DRIVE,SIDE,ELEVATOR,OUTER 5600	1

SH - 2

SHIELDS PLACEMENT

LEFT SIDE & REAR CROSS



SH-2


SHIELDS PLACEMENT

ITEM #	PART #	DESCRIPTION	QTY
1	841162	SHLD,SEC,DRIVE,LH	1
2	841171	SHLD,SECONDARY,DRIVE,GUARD 5600	1
3	261616	RUBBERIZE,ELEV,DEFLECTOR 20"x15"LONG	1
4	171857	DEFLECTOR,R-CROSS 5600	1
5	981351	UHMW,SPRDR ROLL BOX 1/4"x15"x57-1/2"WHT	1
6	841145	SHLD,DRIVE,SHAFT,5640 2" TO 4" x 54-3/4"	1
7	841170	SHLD,DISCHARGE,REAR,CROSS,CONV LH 5600	1
8	841169	SHLD,DISCHARGE,REAR,CROSS,CONV RH 5600	1
9	171466	DEFLECTOR,AIR,HOOD 5640	1

SH - 3

SHIELDS PLACEMENT

RIGHT SIDE



SH-3

SHIELDS PLACEMENT

ITEM #	PART #	DESCRIPTION	QTY
1	841159	SHLD,PRIMARY,DRIVE,RIGHT,SIDE 5600	1
2	841161	SHLD,SEC,DRIVE RH	1
3	841175	SHLD,VINE,CHAIN,DRIVE 5600 (DIVINER CHAIN OPTION ONLY)	1
4	841179	SHLD,VINE,CHAIN, INNER 5600 (DIVINER CHAIN OPTION ONLY)	1

SH - 4

SHIELDS PLACEMENT

SIDE ELEVATOR DRIVE & ELIMINATOR



1



1

3

4

2

PICKING TABLE & BOOM



5

6

7

SH-4

SHIELDS PLACEMENT





ITEM #	PART #	DESCRIPTION	QTY
1	841164	SHLD,SIDE,ELEV DRIVE	1
2	841174	SHLD,ELIM,TABLE,ROLL,INNER 5600	1
3	171427	MOUNT,BRACKET,SIDE,ELEV,DRV/GRBX	1
4	841163	SHLD,GRBX,SIDE,ELEV INNER	1
5	841166	SHLD,BOOM/PICK TABLE	1
6	171423	CHUTE,TRASH,PICKING,TABLE 5600	1
7	841167	SHLD,BOOM/PICK TABLE DRIVE	1

H-1





DIGGER NOSE BLADE ASSEMBLY

SAND POINT, WIDE

RIGHT SIDE



LEFT SIDE



H-1

DIGGER NOSE BLADE ASSEMBLY SAND POINT, WIDE


ITEM #	PART #	DESCRIPTION	QTY
1	210005	MOUNT,BAR,SAND,POINT,WIDE DIGGER NOSE	2
2	210009	BLADE,SAND,POINT,CENTER,WIDE DIGGER NOSE	2
3	210008	BLADE,SAND,POINT,RH,WIDE DIGGER NOSE	1
4	210010	BLADE,SAND,POINT,SOLID,QRTR COVER WIDE	2
5	210011	BLADE,SAND,POINT,SPLIT,CNTR COVER WIDE	1
6	210007	BLADE,SAND,POINT,LH,WIDE DIGGER NOSE	1

H-2

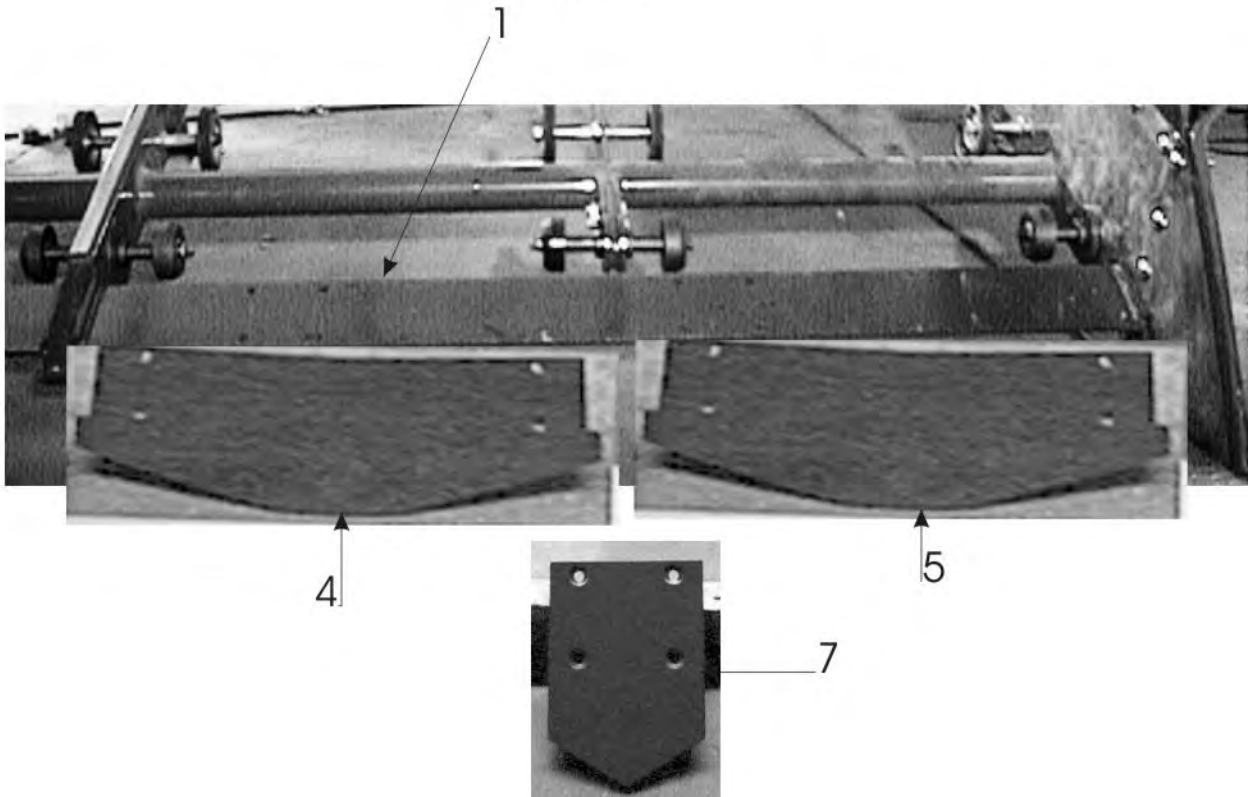
DIGGER NOSE BLADE ASSEMBLY

SAND POINT, NARROW

RIGHT SIDE



LEFT SIDE



H-2



DIGGER NOSE BLADE ASSEMBLY SAND POINT, NARROW

ITEM #	PART #	DESCRIPTION	QTY
1	210004	MOUNT,BAR,SAND,POINT,NARROW DIGGER NOSE	2
2	210023	BLADE,SAND,POINT,NARROW,RH,OUTSIDE DIGGER NOSE	1
3	210024	BLADE,SAND,POINT,NARROW,RH,INSIDE DIGGER NOSE	1
4	210006	BLADE,SAND,POINT,NARROW,LH,INSIDE DIGGER NOSE	1
5	210014	BLADE,SAND,POINT,NARROW,LH,OUTSIDE DIGGER NOSE	1
6	210017	BLADE,SAND,POINT,SPLIT CNTR COVER NARROW	1
7	210016	BLADE,SAND,POINT,SOLID QRTR COVER NARROW	2

H-3

DIGGER NOSE BLADE ASSEMBLY

DOGS TONGUE-BHL



H-3


DIGGER NOSE BLADE ASSEMBLY

DOG TONGUE-BHL

ITEM #	PART #	DESCRIPTION	QTY
1-N	210021	BLADE,DOG,TONGUE-BHL,RH, NARROW DIGGER NOSE	1
2-N	210020	BLADE,DOG,TONGUE-BHL,LH, NARROW DIGGER NOSE	1
1-W	210051	BLADE,DOG,TONGUE-BHL,RH, WIDE DIGGER NOSE	1
2-W	210022	BLADE,DOG,TONGUE-BHL,LH WIDE DIGGER NOSE	1

H-4 DIGGER NOSE BLADE ASSEMBLY ROCK POINT

RIGHT SIDE



2

LEFT SIDE



1

H-4
DIGGER NOSE BLADE ASSEMBLY
ROCK POINT

ITEM #	PART #	DESCRIPTION	QTY
1-N	210028	BLADE,ROCK,POINT,LH,NARROW DIGGER NOSE	1
2-N	210026	BLADE,ROCK,POINT,RH,NARROW DIGGER NOSE	1
1-W	210029	BLADE,ROCK,POINT,LH,WIDE DIGGER NOSE	1
2-W	210027	BLADE,ROCK,POINT,RH,WIDE DIGGER NOSE	1

H-5

DIGGER NOSE BLADE ASSEMBLY

CLOD BLADE

1

LEFT HAND



2

RIGHT HAND



3



NOTE:
FOR 4 CHAIN
CLOD BLADE
ASSEMBLY ONLY

H-5

DIGGER NOSE CLOD BLADE ASSEMBLY

ITEM #	PART #	DESCRIPTION	QTY
--------	--------	-------------	-----

WIDE NOSE

1-W	210066	BLADE,CLOD,WIDE R.H. 36"/38" 5140/5640	1
2-W	210067	BLADE,CLOD,WIDE L.H. 36"/38" 5140/5640	1

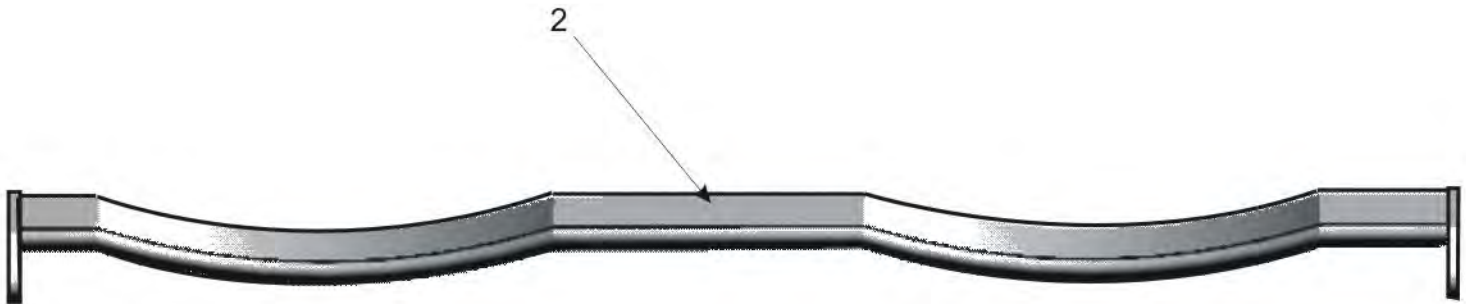

NARROW NOSE

1-N	210068	BLADE,CLOD,NARROW R.H. 32/34 5140/5640	1
2-N	210069	BLADE,CLOD,NARROW L.H. 32/34 5140/5640	1

3	171722	ARM,NOSE,RLR,DOUBLE,PRIM,4CHN CLOD BLD	1
---	--------	--	---

H-5

DIGGER NOSE HALF CLOD BLADE ASSEMBLY



H-5

DIGGER NOSE HALF CLOD BLADE ASSEMBLY

ITEM #	PART #	DESCRIPTION	QTY
--------	--------	-------------	-----

WIDE NOSE

1	131829	BLADE,HALF CLOD 36/38 LH WIDE 4-ROW	1
2	131828	BLADE,HALF CLOD 36/38 RH WIDE 4-ROW	1

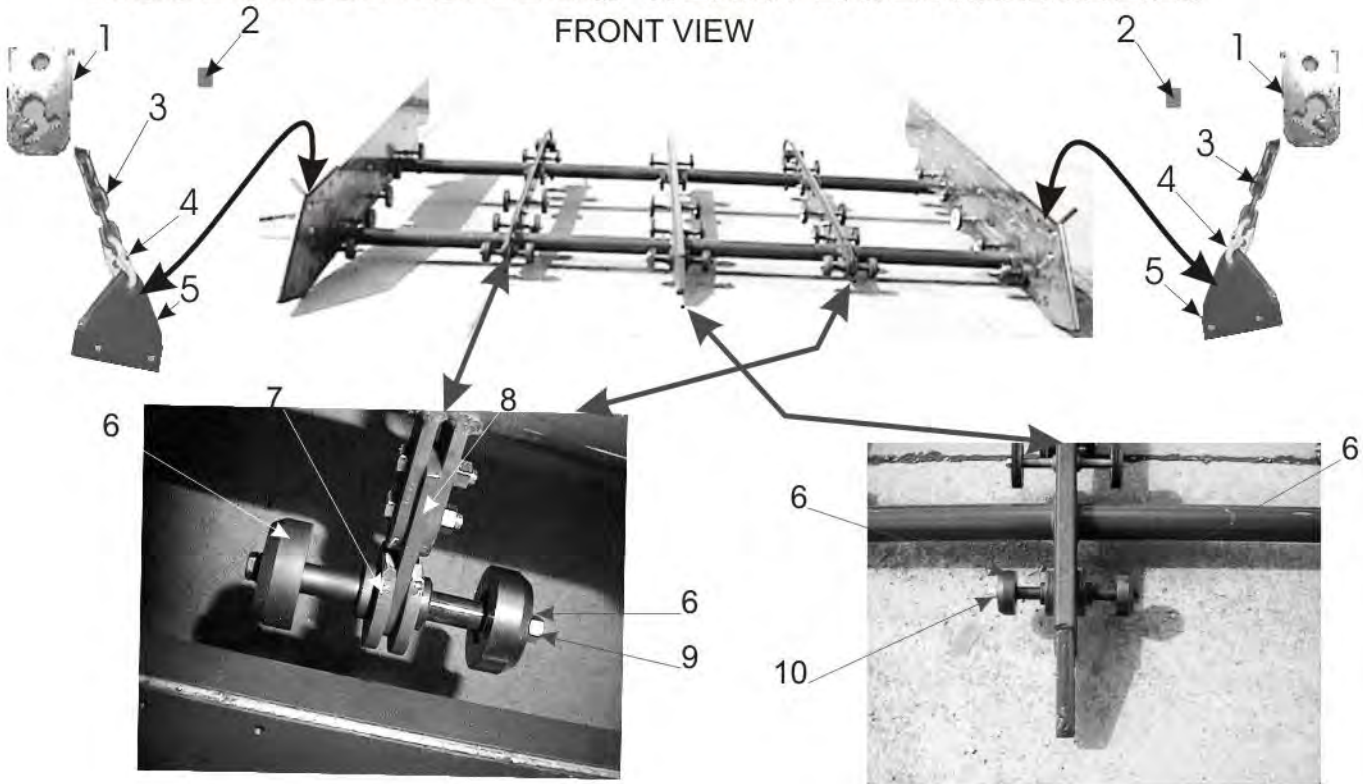
NARROW NOSE

1	131826	BLADE,HALF CLOD 32/34 LH WIDE 4-ROW	1
2	131827	BLADE,HALF CLOD 32/34 RH WIDE 4-ROW	1


H-5

DIGGER NOSE ROLLER & WEAR PLATE ASSEMBLIES



FRONT VIEW



RIGHT SIDE



LEFT SIDE



NOTE: #8

#8 is used with 2 chains in digger nose. #8-A is used when 4 chains are used in digger nose

NOTE: #7

Nose rollers may require a spacer or spacers to make the proper fit of chain to digger nose.

<u>1/8"</u>	<u>1/4"</u>	<u>3/8"</u>	<u>1/2"</u>
#171308	#171309	#171310	#171311







H-5

DIGGER NOSE ROLLER & WEAR PLATE ASSEMBLIES

ITEM #	PART #	DESCRIPTION	QTY
1	171353	NOSE,LIFT,CHAIN,HOOK PLATE 1/2" x 4" x 6.92"	2
2	181586	BUSHING,.64" BORE x .56" LONG x 1"OD NOSE LIFT	2
3	351329	LINK,COUPLING,3/8" ALLOY,CHAIN,G-10-8	2
4	351330	CHN,LINK,3/8",GR80,ALLOY 530660 (36") (32 LINKS)	2
5	171352	NOSE,LIFT,PLATE 1/2" x 7.88 x 9.07"	2
6	351315	RLR,BLTD,CHN,5/8" x 3-15/16"STEEL TEROG	8
7	-----	SPACER,NOSE,ROLLER x 3" OD x 11/16" ID (SEE NOTE)	
8	171223	ARM,NOSE,RLR,QUARTER,BOARD, 2 CHAIN	2
	OR		
8-A	171284	ARM,NOSE,RLR,QUARTER,BOARD, 4 CHAIN	2
9	502308	BOLT,HEX,HD,5/8"-11UNC x 12" *GR 8*BLACK	2
10	502309	BOLT,HEX,HD,5/8"-11UNC x 13" *GR 8* BLK	1
11	171350	NOSE,WING,RIGHT,HAND DIGGER NOSE	1
12	502307	BOLT,HEX,HD,5/8"-11UNC x 7-1/2" *GR 8* BLACK	2
13	171228	WEAR,PLATE,SIDES,RH,DIGGER NOSE SS	1
14	171227	WEAR,PLATE,SIDES,LH,DIGGER NOSE SS	1
15	171351	NOSE,WING,LEFT,HAND DIGGER NOSE	1

H-6

2- CHAIN DIGGER NOSE ROLLER ASSEMBLIES






H-6

2- CHAIN DIGGER NOSE ROLLER ASSEMBLIES

ITEM #	PART #	DESCRIPTION	QTY
1	351313	RLR,BLTD,CHN,5/8" x 5"TIECORD AGPARTS#821T	24
2	351310	STANDOFF,RLR,BLTD,CHN,5/8" x 3-5/8" #410	24
3	351314	RLR,BLTD,CHN,5/8" x 4"TIECORD AGPARTS#813T	16
4	351309	STANDOFF,RLR,BLTD,CHN,5/8" x 1-1/4" #750	16
5	351316	RLR,BLTD,CHN,5/8" x 3-1/2" RUBBER TEROG	8
6	351308	SCRAPER,RH,BLTD,CHN,RLR 3-1/2" STR BLADE	2
7	351306	RLR,BLTD,CHN,5/8" x 5" FLNG SMOOTH TEROG	4
8	351307	SCRAPER,LH,BLTD,CHN,RLR 3-1/2" STR BLADE	2

H-7

2- CHAIN DIGGER NOSE CARRY BACK SHAFT ASSEMBLIES




H-7

2- CHAIN DIGGER NOSE CARRY BACK SHAFT ASSEMBLIES (PER 1999)

ITEM #	PART #	DESCRIPTION	QTY
1	231117	HOUSING,BRNG,4HOLE,85MM,FLANGETTE PLATED	4
2	231114	BRNG,INSERT,1-3/4",ECC,LOCK/SPHR TRI PLY	4
3	821412	SHFT,SK,1-3/4" x 68-1/2" (4) 3/8" KEY	2
4	502331	COLLAR,SHAFT,SET,SCREW,1-3/4"	4
5	951202	WHL,6" x 2.5" x 1-3/4" BORE 3/8" KEYWAY	2

H-8

4 - CHAIN DIGGER NOSE ROLLER ASSEMBLIES (PER 1999)



1&2


3&4

1&2

5

3&4

3&4




6

7

8&9

8




6




1

2



4


3



7

8

9



6

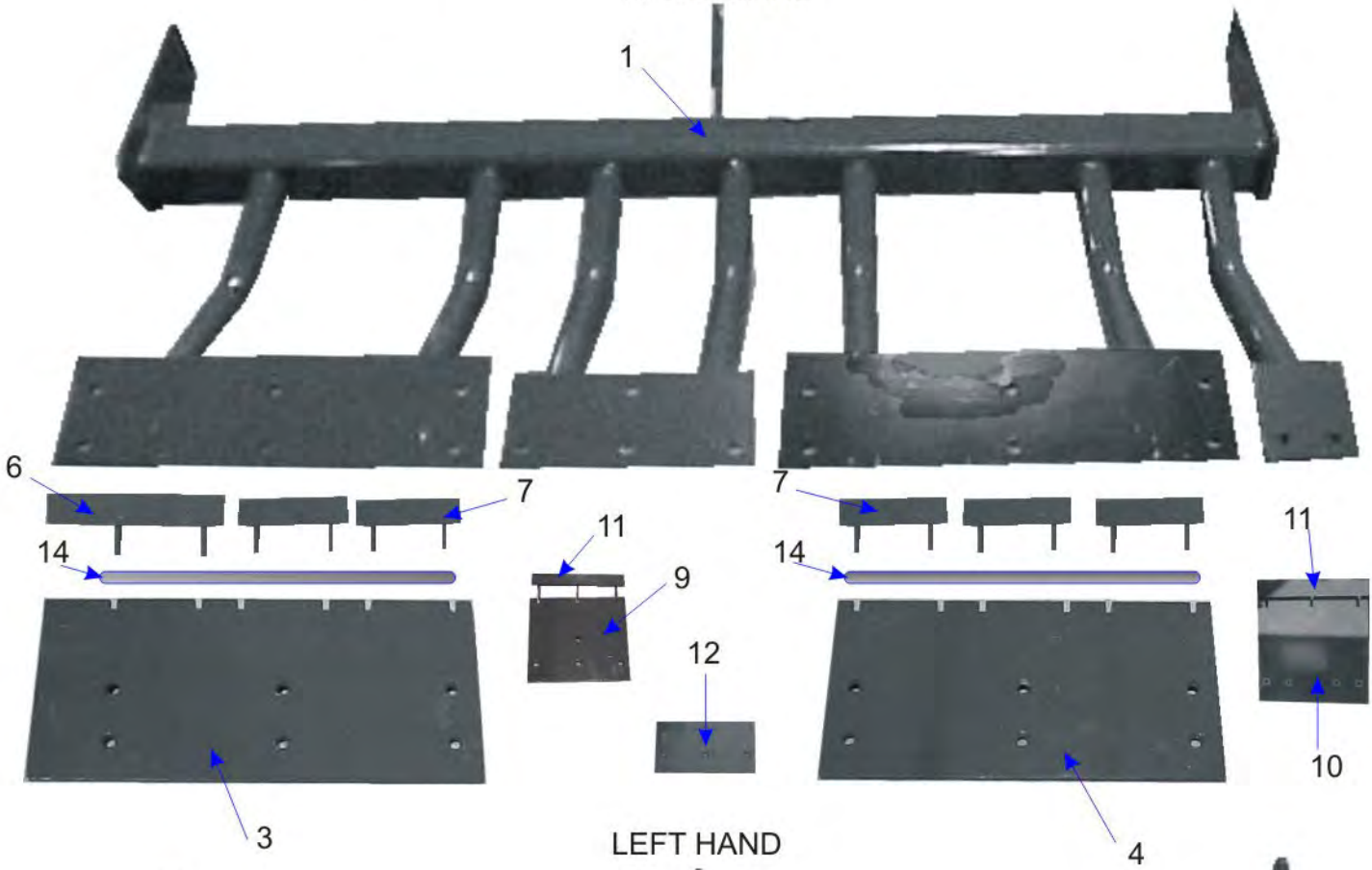
H-8

4 - CHAIN DIGGER NOSE ROLLER ASSEMBLIES

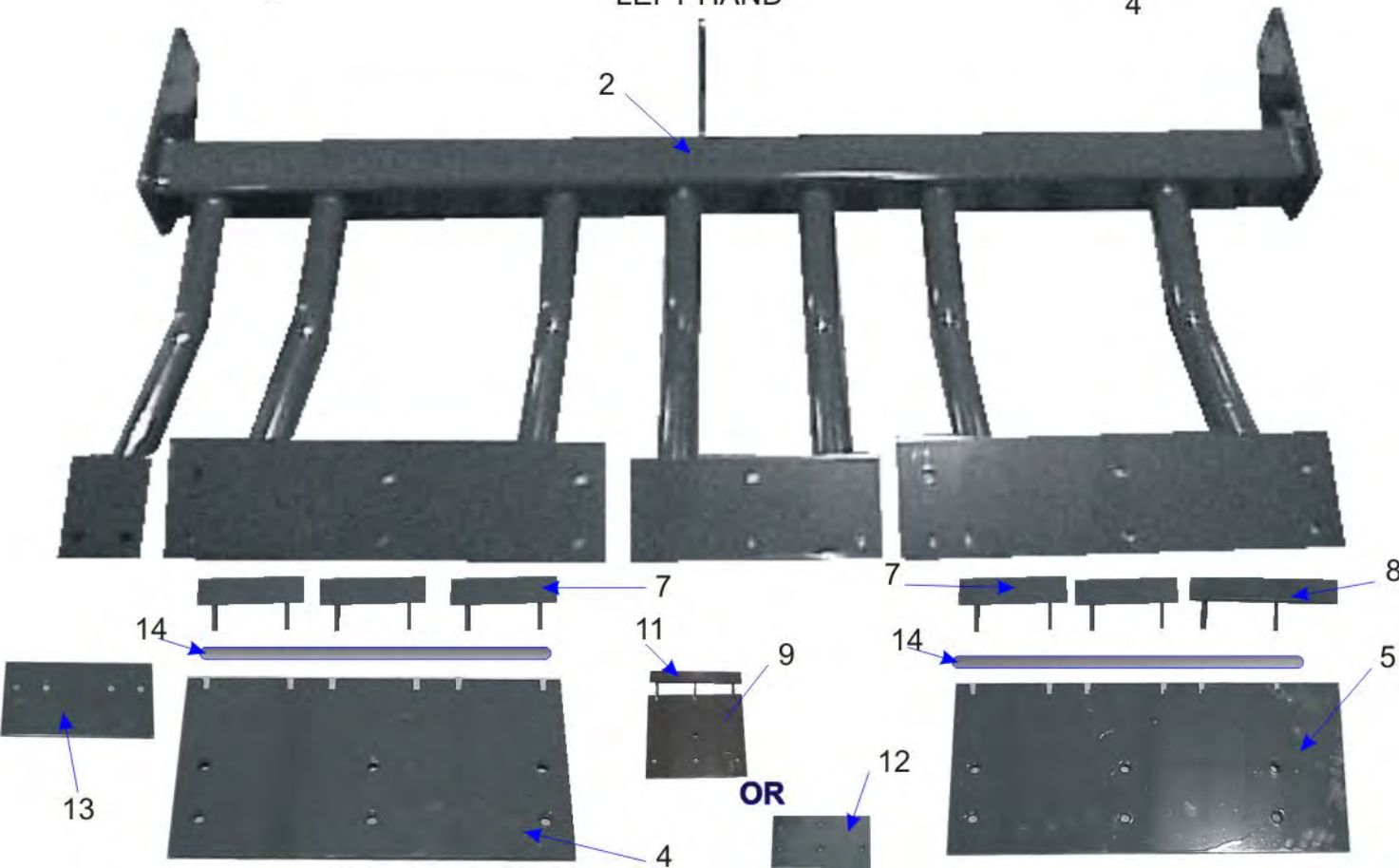
ITEM #	PART #	DESCRIPTION	QTY
1	351313	RLR,BLTD,CHN,5/8" x 5" TIECORD AGPARTS#821T	24
2	351310	STANDOFF,RLR,BLTD,CHN,5/8" x 3-5/8" #410	24
3	351314	RLR,BLTD,CHN,5/8" x 4" TIECORD AGPARTS#813T	24
4	351309	STANDOFF,RLR,BLTD,CHN,5/8" x 1-1/4" #750	24
5	171230	QUARTER,BOARD,FILLER,DIGGER NOSE	2
6	351316	RLR,BLTD,CHN,5/8" x 3-1/2" RUBBER TEROG	8
7	351307	SCRAPER,LH,BLTD,CHN,RLR 3-1/2" STR BLADE	2
8	351306	RLR,BLTD,CHN,5/8" x 5" FLNG SMOOTH TEROG	4
9	351308	SCRAPER,RH,BLTD,CHN,RLR 3-1/2" STR BLADE	2

H-9 EURO NOSE BLADE ASSEMBLY

RIGHT HAND



LEFT HAND



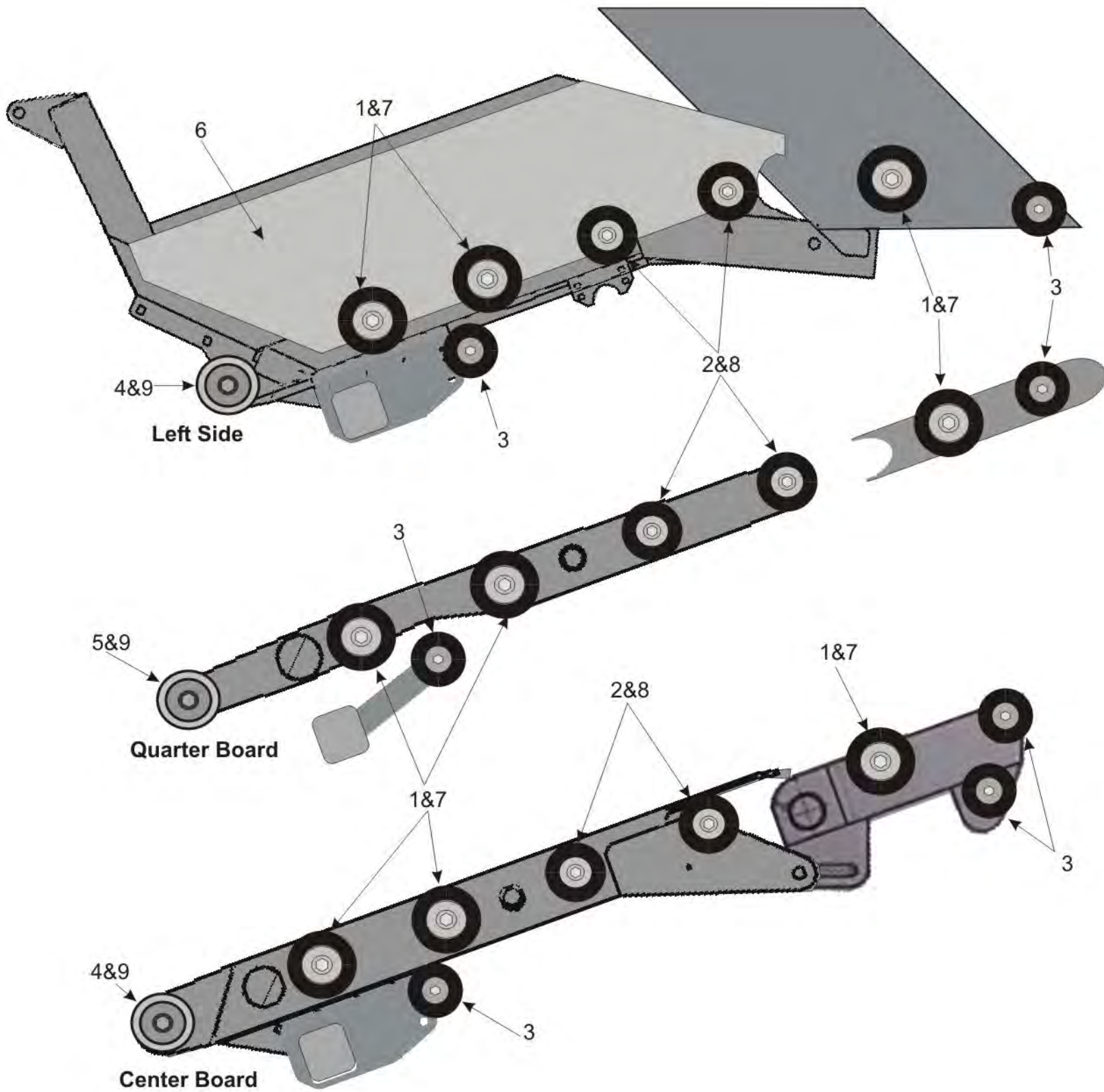
H-9

EURO NOSE BLADE ASSEMBLY

ITEM #	PART #	DESCRIPTION	QTY
1	131572	FRAME,MOUNT RH EURO NOSE BLADE 36/38"	1
OR	131575	FRAME,MOUNT LH EURO NOSE BLADE 32/34"	1
2	131571	FRAME,MOUNT LH EURO NOSE BLADE 36/38"	1
OR	131576	FRAME,MOUNT RH EURO NOSE BLADE 32/34"	1
3	210080	BLADE,RH OUTER EURO NOSE	1
4	210072	BLADE,EURO NOSE	2
5	210078	BLADE,LH OUTER EURO NOSE	1
6	210081	GATE,ROCK RH OUTER EURO NOSE	1
7	210073	GATE,ROCK STD EURO NOSE	10
8	210079	GATE,ROCK LH OUTER EURO NOSE	1
9	210076	BLADE,QUARTER FILLER WIDE EURO NOSE HARV	2
OR	210088	BLADE,QUARTER FILLER NRRW EURO NOSE HARV	2
10	210075	BLADE,CENTER FILLER WIDE EURO NOSE HARV	1
OR	210088	BLADE,QUARTER FILLER NRRW EURO NOSE HARV	1
11	210077	GATE,ROCK WIDE EURO NOSE	3
AND	181655	PIN,HINGE EURO NOSE 3/8"x11-1/2"	3
OR	210089	GATE,ROCK NARROW EURO NOSE	3
AND	181656	PIN,HINGE EURO NOSE 3/8"x8-1/2"	3
12	210085	BLADE,QUARTER FLLR EURO WIDE NOSE STD	2
OR	210084	BLADE,QUARTER FLLR EURO NRRW NOSE STD	2
13	210083	BLADE,CENTER FILLER EURO WIDE NOSE STD	1
OR	210086	BLADE,CENTER FILLER EURO NRRW NOSE STD	1
14	181654	PIN,HINGE EURO NOSE 3/8"x21-1/2"	4

H-9

EURO NOSE 2-CHAIN ASSEMBLY



H-9

EURO NOSE 2-CHAIN ROLLER ASSEMBLY

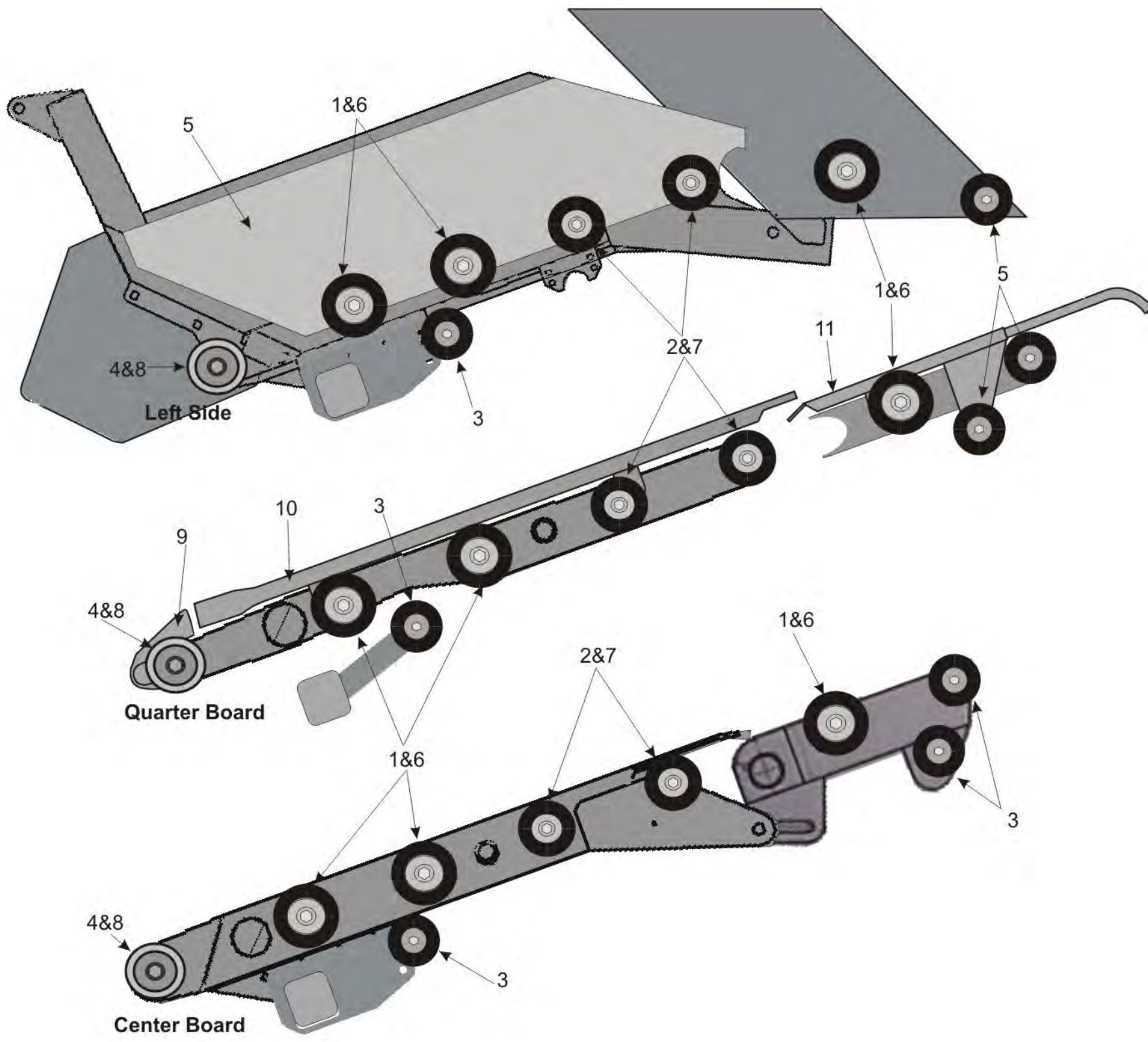
ITEM #	PART #	DESCRIPTION	QTY
1	351313	RLR,BLTD,CHN,5/8"x5" RUBBER 821R	24
2	351314	RLR,BLTD,CHN,5/8"x4" RUBBER #813R	16
3	351316	RLR,BLTD,CHN,5/8"x3-1/2" RUBBER TEROG	20
4	351315	RLR,BLTD,CHN,5/8"x3-15/16"STEEL TEROG	4
5	351702	RLR,BLTD,CHN,5/8"x3-9/32" STEEL TEROG	4
6	E00139	WEAR,PLATE SIDE LOWER EURO NOSE SS	2
7	351310	STANDOFF,RLR,BLTD,CHN,5/8"x3-5/8" #410	24
8	351309	STANDOFF,RLR,BLTD,CHN,5/8"x1-1/4" #750	16

9	NOTE:	Nose rollers may require a spacer or spacers to make the proper fit of the chain to the digger nose	
	171308	SPACER,NOSE,ROLLER,1/8"x3"ODx11/16"ID	
OR	171309	SPACER,NOSE,ROLLER,1/4"x3"ODx11/16"ID	
OR	171310	SPACER,NOSE,ROLLER,3/8"x3"ODx11/16"ID	
OR	171311	SPACER,NOSE,ROLLER,1/2"x3"ODx11/16"ID	

NOTE: QUAUNITY REFLECTS BOLTH LEFT & RIGHT HAND SIDES

H-9

EURO NOSE4-CHAIN ROLLER ASSEMBLY



H-9





EURO NOSE 4-CHAIN ROLER ASSEMBLY

ITEM #	PART #	DESCRIPTION	QTY
1	351313	RLR,BLTD,CHN,5/8"x5" RUBBER 821R	24
2	351314	RLR,BLTD,CHN,5/8"x4" RUBBER #813R	16
3	351316	RLR,BLTD,CHN,5/8"x3-1/2" RUBBER TEROG	24
4	351315	RLR,BLTD,CHN,5/8"x3-15/16"STEEL TEROG	8
5	E00139	WEAR,PLATE SIDE LOWER EURO NOSE SS	2
6	351310	STANDOFF,RLR,BLTD,CHN,5/8"x3-5/8" #410	24
7	351309	STANDOFF,RLR,BLTD,CHN,5/8"x1-1/4" #750	16
8		REFER TO SECTION E-3 PAGE 39 ITEM # 9	
9	171757	FILLER,POINT EURO	2
10	171758	FILLER,LOWER EURO NOSE	2
11	171759	FILLER,UPPER EURO NOSE	2

NOTE: QUAUNITY REFLECTS BOLTH LEFT & RIGHT HAND SIDES

H-10

DIGGER BELTED CHAIN DRIVE SHAFT ASSEMBLIES



H-10

DIGGER BELTED CHAIN DRIVE SHAFT ASSEMBLY



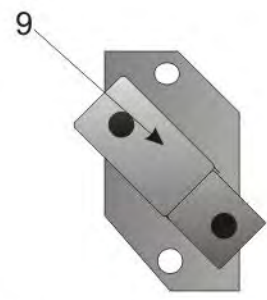
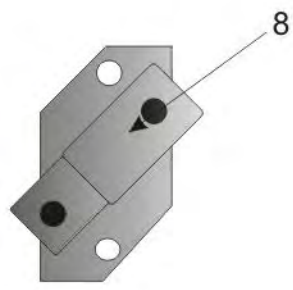

ITEM #	PART #	DESCRIPTION	QTY
1-42-10	321574	SPRCKT,CAST,10T 42MM 2" BORE 1/2" KEYWAY	6 or 8
	OR		
1-42-12	321573	SPRCKT,CAST,12T 42MM 2" BORE 1/2" KEYWAY	
	OR		
1-45-10	321568	SPRCKT,CAST,10T 45MM 2" BORE W/1/2" KEY	
	OR		
1-45-12	321576	SPRCKT,CAST,12T 45MM 2" BORE 1/2" KEYWAY	
	OR		
1-50-8	321577	SPRCKT,CAST,8T 50MM 2" BORE 1/2" KEYWAY	
	OR		
1-50-10	321570	SPRCKT,CAST,10T 50MM 2" BORE 1/2" KEYWAY	
	OR		
1-56-8	321585	SPRCKT,CAST,8T 56MM 2" BORE 1/2" KEYWAY	
	OR		
1-56-10	321584	SPRCKT,CAST,10T 56MM 2" BORE 1/2" KEYWAY	

NOTE: QTY for a 4 (four) chain digger is 8 (eight), QTY for a 2 (two) chain is 6 (six).

2	821400	SHFT,QK,2" x 80" (4.5-12.5-6-7) 1/2" KEY	2
3	171230	QUARTER,BOARD,FILLER,DIGGER NOSE	2
4	231115	BRNG,INSERT,2",ECC,LOCK/SPHR TRIPLY SEAL	2
5	321572	HOUSING,BRNG,100MM,STL,TEARDROP, BHTD100	2
6	171229	TRASH,GUARD& DEFLECTOR,DIGGER NOSE	1

H-11

DIGGER NOSE MECHANICAL SHAKER ASSEMBLIES



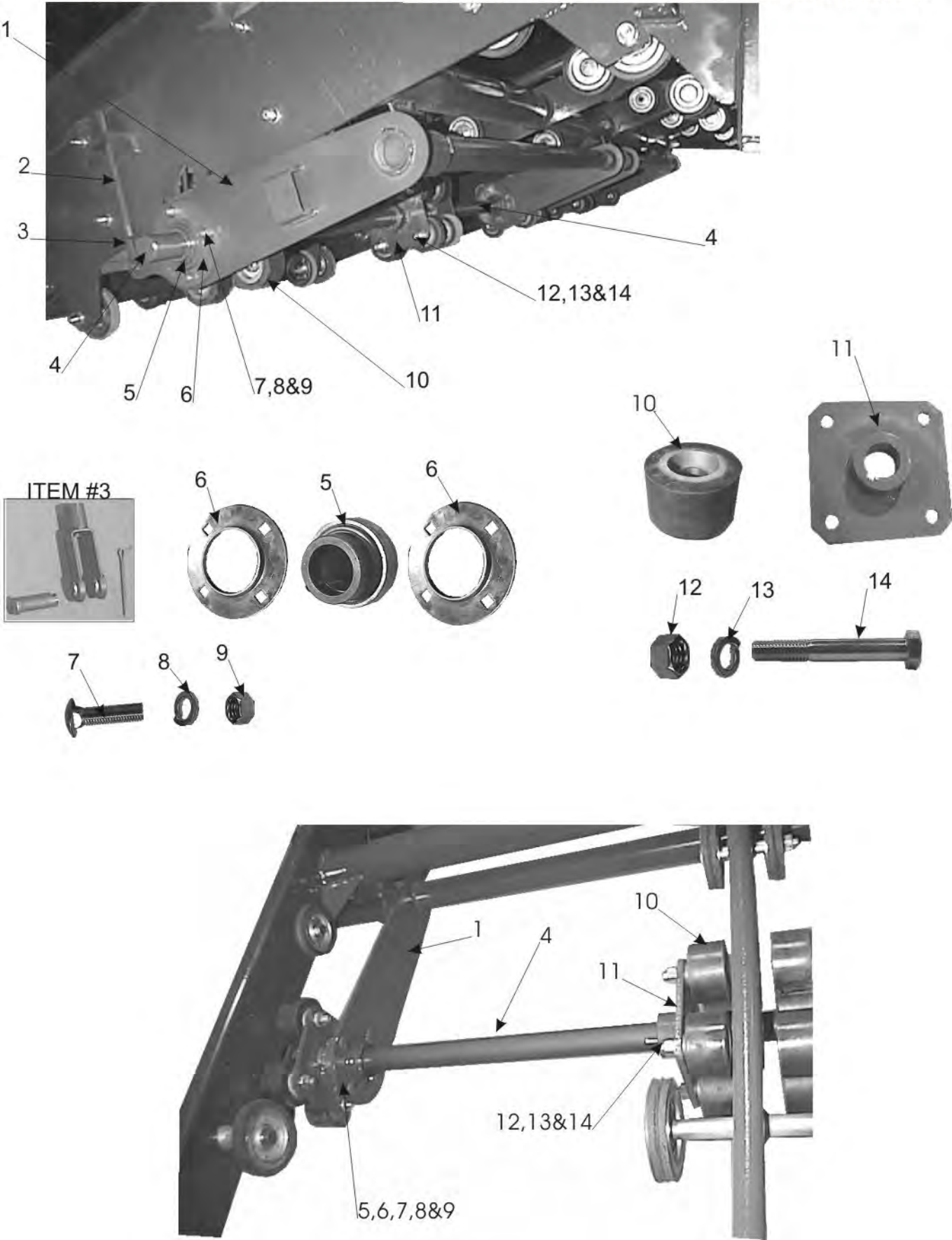
H-11

DIGGER NOSE MECHANICAL SHAKER ASSEMBLIES

ITEM #	PART #	DESCRIPTION	QTY
1	171232	SHAKER,WELDMENT,MECHANICAL,WIDE DIGGER NOSE	1
2	321588	SHAKER,TRI,UNIVERSAL 5/8" BORE W/2 BRNG	4
3	601382	CYLNDR,TIE,ROD,2" x 8" ASAE 20-1/4"	2
4	601460	PIN,CLEVIS,1" x 3-1/2" TIE,ROD,CYLNDR W/HP	4
5	601333	CPLG,HYD,90DEG,2501-6-4 (6MJ-4MP)	4
6	601034	HOSE,ASSEM,3/8" x 108" (9 FT) 6FJS-6FJS 3000PSI	2
7	601035	HOSE,ASSEM,3/8"x 120" (10 FT) 6FJS-6FJS 3000PSI	2
8	171287	MOUNT,BRKT SHAKER LH	1
9	171288	MOUNT,BRKT SHAKER RH	1

H-12

DIGGER NOSE HYDRAULIC ROLLER SHAKER ASSEMBLIES



H-12

DIGGER NOSE HYDRAULIC ROLLER SHAKER ASSEMBLIES

ITEM#	PART#	DESCRIPTION	QTY
-------	-------	-------------	-----

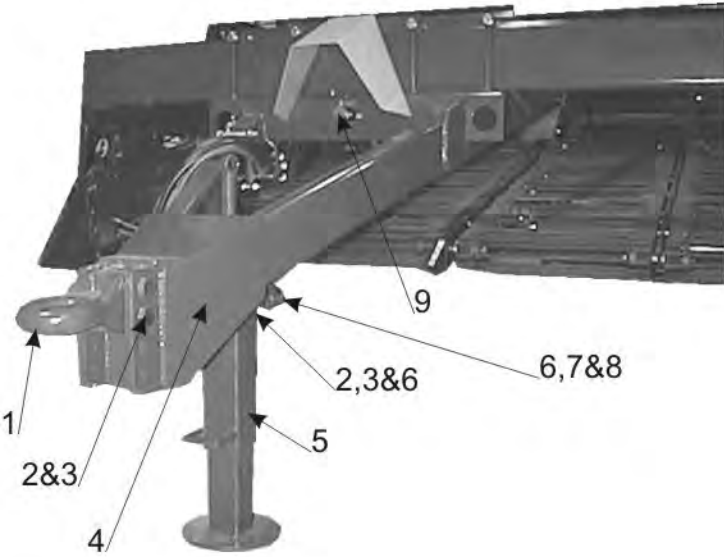
COMPLETE ASSEMBLIES

131407	ASSY, HYDRAULIC, SHAKER, WIDE 5140/5640	1
OR		
131408	ASSY, HYDRAULIC, SHAKER, NARROW 5140/5640	


1	171234	SHAKER, WELDMENT, HYDRAULIC, WIDE NOSE	1
	OR		
	171233	SHAKER, WELDMENT, HYDRAULIC, NARROW NOSE	
2	901132	ROD, ALL, THREAD, 1/2" PLATED x 10 FT (9-1/2" LG)	2
3	571163	YOKE, END, ADJUSTABLE, 1/2"-13UNC x 1/2" PIN	2
4	821474	SHFT, QT, 1-3/4" x 72" (2.75-3, 6-3, 6-3, 6-2.7)	2
	OR	WIDE	
	821475	SHFT, QT, 1-3/4" x 69" (2.75-3, 6-3, 6-3, 6-2.7)	
		NARROW	
5	231114	BRNG, INSERT, 1-3/4", ECC, LOCK/SPHR TRI PLY	4
6	231117	HOUSING, BRNG, 4HOLE, 85MM, FLANGETTE PLATED	8
7	501262	BOLT, CARRIAGE, 1/2"-13UNC x 1-1/2" GR 2	16
8	501934	WASHER, LOCK, SPLIT, 1/2"	16
9	501812	NUT, HEX, 1/2-13UNC	16
10	351316	RLR, BLTD, CHN, 5/8" x 3-1/2" RUBBER TEROG	32
11	171440	MOUNT, SHAKER, ROLLER, HYD, OPT, 3/8" x 7" x 7"	8
12	501814	NUT, HEX, 5/8-11UNC	32
13	501935	WASHER, LOCK, SPLIT, 5/8"	32
14	501131	BOLT, HEX, HD, 5/8"-11UNC x 3-1/2" GR 5	32

H-13

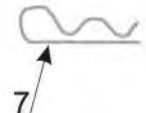
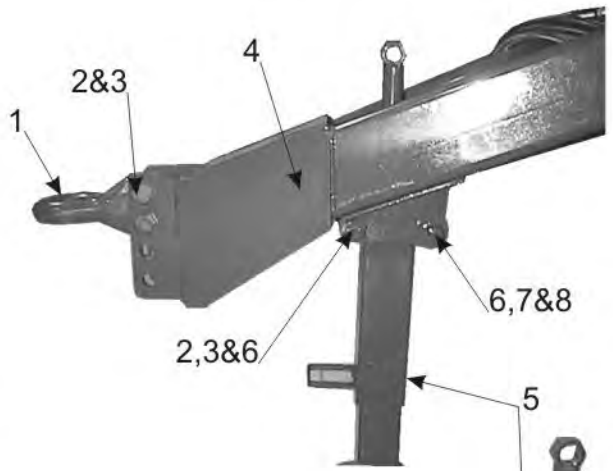

TOW HITCH & DRIVE LINE ASSEMBLY




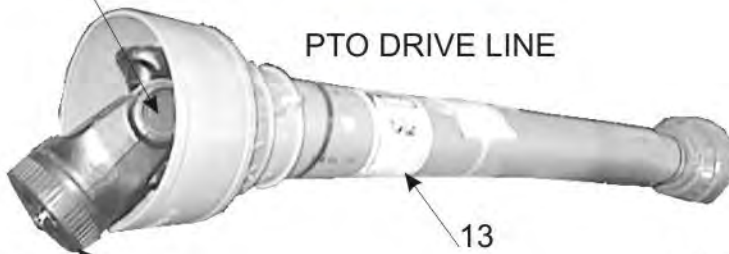
UNDER TONGUE



MAIN GEAR BOX ASSEMBLY H-14



PTO DRIVE LINE






H-13

TOW HITCH & DRIVE LINE ASSEMBLY

ITEM#	PART#	DESCRIPTION	QTY
1	981281	HITCH,PINTLE,30K FOR BDB125015 DRAW BAR	1
2	501355	BOLT,HEX,HD,1"-8UNC x 7" GR 5	3
3	501713	NUT,LOCK,HEX,1"-8UNC NYLON INSERT	3
4	171376	HITCH,TOW,HARVESTER 5600 BARE	1
5	951212	JACK,HITCH,WELDMENT 5600	1
5-A	571184	PIN,KEEPER,JACK HANDLE 5/16" x 2"	1
6	501910	WASHER,FLAT,1" USS ZINC PLT	3
7	501220	HAIRPIN,COTTER,3/16" x 3-3/4"	1
8	171455	PIN,CYLNR, THIRD COULTER 5100/5600	
9	821397	SHFT,DK,1-3/4" x 21-1/2" (3-3) 3/8"KEY	1
10	231122	BRNG,PB,1-3/4",ECC LOCK "R" SEAL RAK WIDE	2
DRIVE LINE			
11	571160	DRIVELINE,SIZE,8,110.5"L,4" x 0.083",W/YOKE	1
11-A	571185	YOKE,U-JOINT,1-3/4" BORE 3/8" KEY	2
12	571169	CROSS,PTO,DRIVE,LINE,YOKE SIZE 8 #3-0188	2
PTO DRIVE LINE			
13	571219	PTO,2500S,1-3/4"x 20 SPLINE TWIST ASSY	1
	OR		
	571218	PTO,2500S,1-3/8" x 21 SPLINE TWIST ASSY	
11-A	571214	YOKE,U-JOINT,1-3/4" BORE 3/8" KEY	1
12	571217	CROSS,PTO,DRIVE,LINE,YOKE SIZE 2500S	2
13-A	571215	YOKE,TRACTOR,2500S,1-3/8"x21,SPLN TWST LCK	1
	OR		
	571216	YOKE,TRACTOR,2500S,1-3/4"x20,SPLN TWST LCK	
14	290043	MANUAL,ADMA SAFTY #54-15123	1

H-14

MAIN GEAR BOX ASSEMBLY



H-14


MAIN GEAR BOX ASSEMBLY

ITEM #	PART #	DESCRIPTION	QTY
1	821395	SHFT,DK,1-3/8" x 82-1/2" (5.75-3.25) 5/16"	1
2	261565	BLT,POWER,BAND,4/8240	1
3	841144	SHLD, MAIN, GEARBOX 36" x 24" 12GA.	1
4	781281	SHEAVE,4 GROOVE,B,18.4" x QD BUSHING BORE	1
5	781057	BUSHING,Q1 x 1-3/4" BORE SPLIT TAPER	1
6	231122	BRNG,PB,1-3/4",ECC LOCK "R" SEAL RAK WIDE	1
7	571151	GRBX,BEVEL,3WAY,1.875:1,121HP @1000 RPM	1
8	821390	SHFT,DK,1-3/8" x 46" (3.25-10.5) 5/16"	1
9	571160	DRIVELINE,SIZE,8,110.5"L,4" x .083,W/YOKES	2
10	321583	HUB,FLEX,COUPLING,1-3/4" BORE 3 LEG	2
11	821396	SHFT,DK,1-3/4" x 14" (14) 3/8" KEYWAY	1
12	781291	COUPLING,FLEX,DRIVE,REPAIR,KIT 19-33303	1
12-A	-----	SPACER,UHMW,6-HOLLE	3
12-B	-----	BOLT,HEX,HD,5/8"x2-3/4 FINE THRD	6
12-C	-----	NUT,HEX,HD,5/8" FRICTION LOCK	6
12-D	-----	WASHER,COMPRETION	12


H-15

MAIN GEARBOX U-JOINTS & ELEVATOR GEARBOX ASSEMBLIES



LEFT CENTER VIEW FROM REAR




RIGHT CENTER VIEW FROM REAR



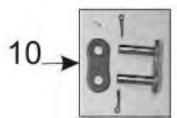
ITEM #2



DRIVE TO ELEVATOR AND REAR CROSS GEAR BOX



NOTE: #4, 5, 6, 7, 8, 9,10, 11 & 12 LEFT SIDE ONLY.



H-15


MAIN GEARBOX U-JOINTS & ELEVATOR GEARBOX ASSEMBLIES

ITEM #	PART #	DESCRIPTION	QTY
1	821395	SHFT,DK,1-3/8" x 82-1/2" (5.75-3.25) 5/16"	1
2	571220	ASSY,YOKE,2500S,1.75"x1.375 3/8"x5/16"K	2
2-A	571221	YOKE,U-JOINT,1-3/8"BORE,2500S,5/16"KEY	1
2-B	571217	CROSS,PTO,DRIVE,LINE,YOKE 2500S	1
2-C	571214	YOKE,U-JOINT,1-3/4"BORE 3/8"KEYWAY 2500S	1
3	571151	GRBX,BEVEL,3WAY 1.075:1,121HP @1000 RPM	1
4	821390	SHFT,DK,1-3/8" x 46" (3.25-10.5) 5/16"	1
5	881182	SPRCKT,H80BS30 x 1-3/8" BORE 5/16" KEYWAY	1
6	571152	GRBX,BEVEL,3WAY,1:1,71HP @540 RPM	1
7	881172	SPRCKT,H80BS16 x 1-3/8" BORE 5/16" KEYWAY	1
8	881164	SPRCKT,H80BS12 x 1-3/8" BORE 5/16" KEYWAY	1
9	351818	ASSY,#80R RLR CHN x115" SE GRBX 5600	1
10	351367	LINK,CHN,RLR,MASTER,80 PITCH *HEAVY DUTY	1
11	881140	IDLER,80.PITCH,5/8" BORE, 12 TOOTH #704	2
12	881140 OR 881196	IDLER,80.PITCH,5/8" BORE, 12 TOOTH #704 (PER 1999) IDLER,CHAIN,60/80 PITCH ASSY 2868BD2X (FROM 1999 ON)	1


H-16

DRIVE FOR PRIMARY CHAIN

RIGHT OUTSIDE VIEW FROM FRONT

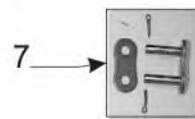




LEFT SIDE VIEW FROM FRONT



NOTE: Right side is shown,
Left has the same parts,
Except for the shaft.
(Parts #1 & #5)

RIGHT SIDE



H-16

DRIVE FOR PRIMARY CHAIN


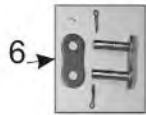

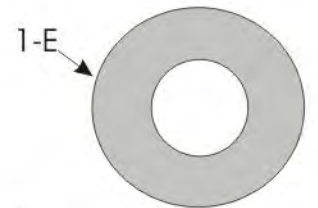
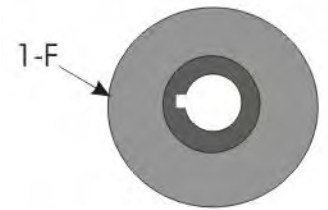
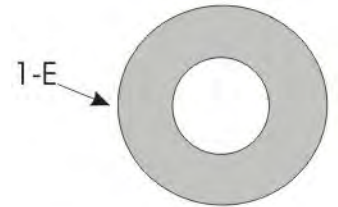

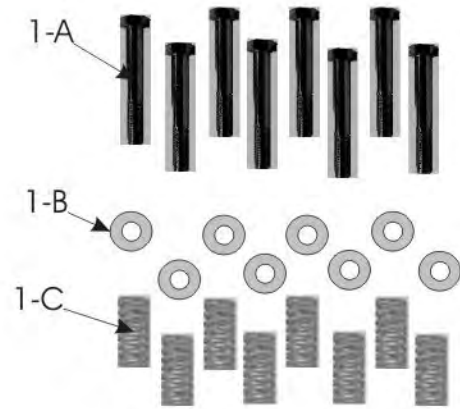

ITEM #	PART #	DESCRIPTION	QTY
1	821395	SHFT,DK,1-3/8" x 82-1/2" (5.75-3.25) 5/16"	1
2	881168	SPRCKT,H80BS14 x 1-3/8" BORE 5/16" KEYWAY (SECONDARY DRIVE SPROCKET)	2
3	881166	SPRCKT,H80BS13 x 1-3/8" BORE 5/16" KEYWAY (PRIMARY DRIVE SPROCKET)	2
4	231119	BRNG,4BOLT,FLNG,RCJ 1-3/8" ECC LOCK "R"	2
5	821390	SHFT,DK,1-3/8" x 46" (3.25 - 10.5) 5/16"	1
6	351812	ASSY,#80R RLR CHN x129" PRIM DRV 5600/5100	2
7	351367	LINK.CHN,RLR,MASTER, 80 PITCH *HEAVY DUTY	4
8	351816	ASSY,#80R RLR CHN x105" PRIM 5600	2
9	881140	IDLER,80 PITCH, 5/8" BORE, 12 TOOTH #704	2
10	881184	SLIPCLUTCH,ASSY,80P48T x 2" BORE, 8 BOLT (REFER TO SECTION H-17, PAGE #50 ITEM #1)	2
11	821400	SHFT,TK,2" x 80"LG,(4.5 -16.5-19.37) 1/2" KEYWAY	2
12	231120	BRNG,4BOLT,FLNG,TCJ 2" ECC LOCK TRI PLY	2

NOTE:
QTY REFLECTS BOTH RIGHT AND LEFT SIDES

H-17

DRIVE FOR SECONDARY CHAIN

TOP VIEW



H-17

DRIVE FOR SECONDARY CHAIN

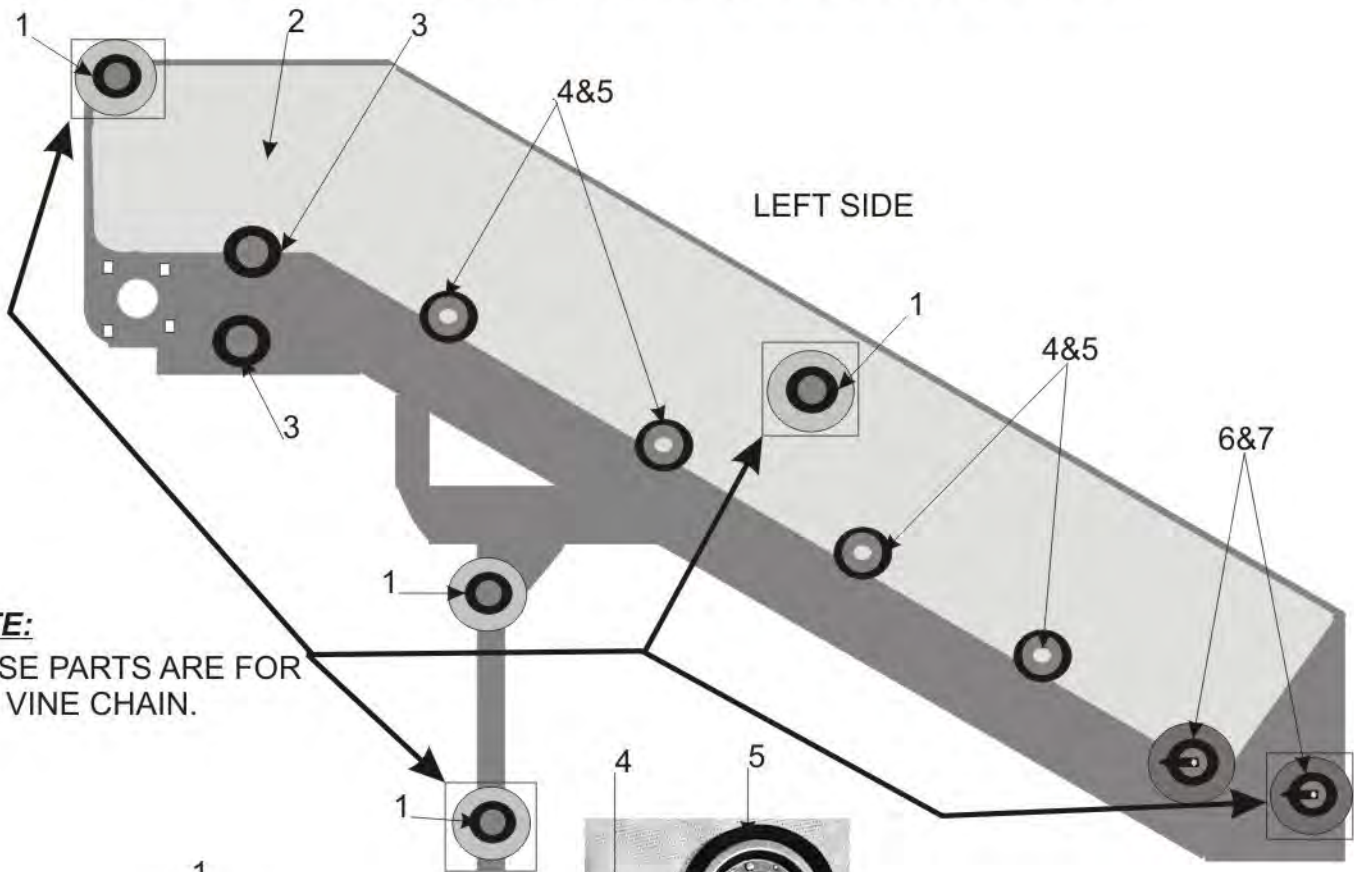
ITEM #	PART #	DESCRIPTION	QTY
1	881184	SLIPCLUTCH,ASSY,80P48T x 2" BORE, 8 BOLT	2
1-A	501095	BOLT,HEX,HD,1/2"-13UNC x 3-1/2" GR 5	8
1-B	501269	WASHER,FLAT,1/2" (SAE)	8
1-C	781306	SPRING,SLIPCLUTCH,1-3/4" LONG 6 COIL	8
1-D	781309	PLATE,SLIPCLUTCH,80P48T 11" OD x 4.365" ID	1
1-E	781307	DISC,FRICITION,FIBER,9.010" OD x 4.27" ID CF92	2
1-F	781308	HUB,SLIPCLUTCH,80P48T,9.10" OD x 2" ID	1
1-G	881199	SPRCKT,80A48 x 4.265 BORE SLIPCLUTCH	1
2	881173	SPRCKT,H80BS16 x 2" BORE, 1/2" KEYWAY	4
3	231120	BRNG,4BOLT,FLNG,TCJ, 2" ECC LOCK TRI PLY	6
4	821400	SHFT,TK,2" x 80"LG, (4.5-16.5-19.37) 1/2" KEYWAY	2
5	351817	ASSY,#80R RLR CHN x79" SEC 5600	2
6	351367	LINK,CHN,RLR,MASTER,80 PITCH *HEAVY DUTY	4
7	881140	IDLER,80 PITCH, 5/8" BORE, 12 TOOTH #704	4
8	821398	SHFT,SK,2" x 20-1/2"LG, (7.5) 1/2" KEYWAY	2
9	351812	ASSY,#80R RLR CHN x129" 5600/5100	2

NOTE


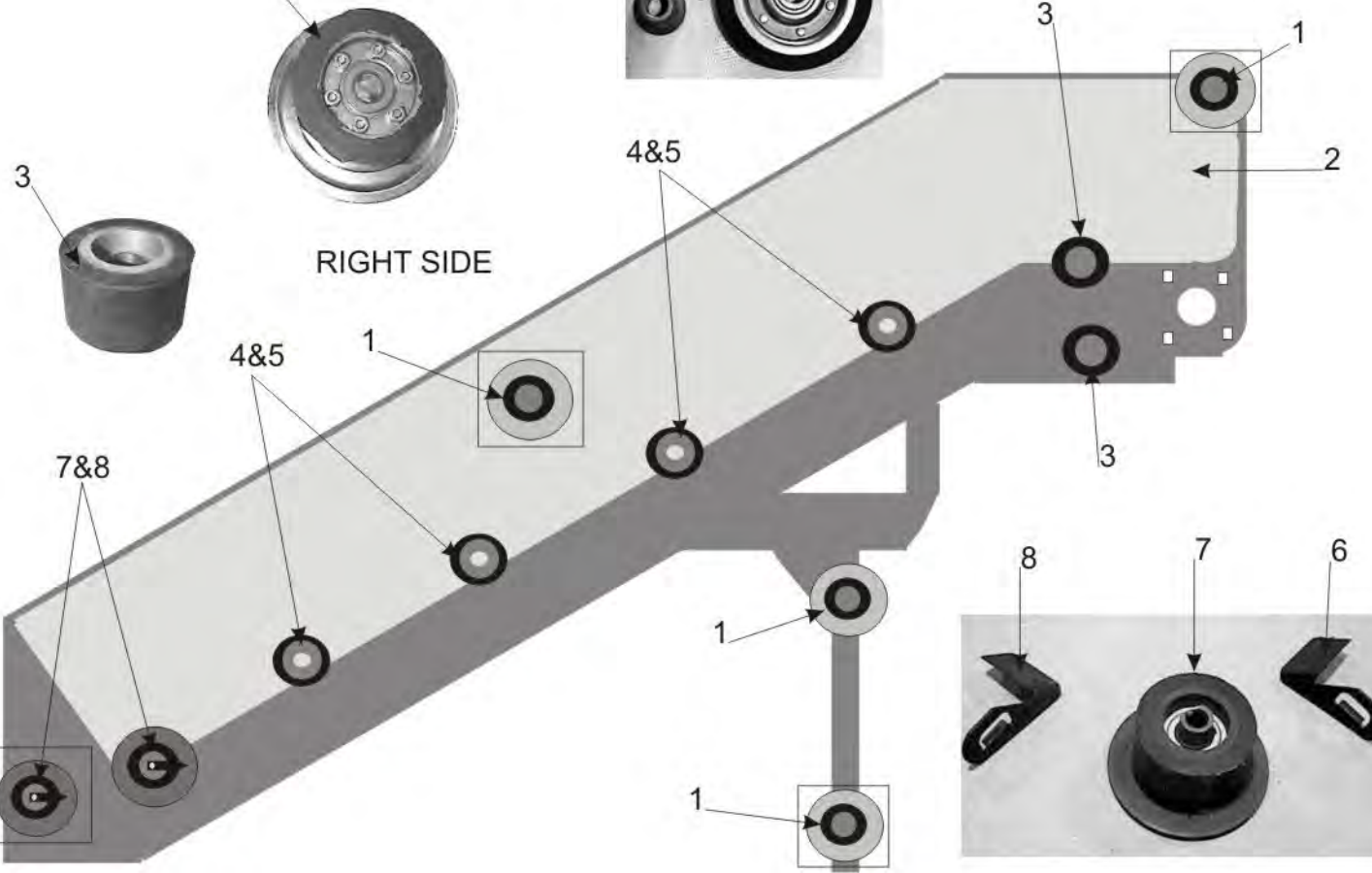

QTY REFLECTS BOTH RIGHT AND LEFT SIDES

H-18

SECONDARY CHAIN ROLLERS SIDES ASSEMBLY



NOTE:
THESE PARTS ARE FOR
THE VINE CHAIN.



H-18

SECONDARY CHAIN ROLLERS SIDES ASSEMBLY

ITEM #	PART #	DESCRIPTION	QTY
1	351311	RLR,BLTD,CHN,5/8" x 5"FLNG AGPARTS#200	2
2	171381	WEAR,PLATE,SECONDARY,SIDES,SS,5640	2
3	351316	RLR,BLTD,CHN,5/8" x 3-1/2" RUBBER TEROG	4
4	351310	STANDOFF,RLR,BLTD,CHN,5/8"x3-5/8" #410	8
5	351313	RLR,BLTD,CHN,5/8"x5" RUBBER 821R	8
6	351308	SCRAPER,RH,BLTD,CHN,RLR 3-1/2" STD BLADE	1
7	351306	RLR,BLTD,CHN,5/8" x 5"FLNG SMOOTH TEROG	2
8	351307	SCAPER,LH,BLTD,CHN,RLR,3-1/2" STR BLADE	1


FOR VINE CHAIN

1	351311	RLR,BLTD,CHN,5/8" x 5"FLNG AGPARTS#200	6
6	351308	SCRAPER,RH,BLTD,CHN,RLR 3-1/2" STD BLADE	1
7	351306	RLR,BLTD,CHN,5/8" x 5"FLNG SMOOTH TEROG	2
8	351307	SCAPER,LH,BLTD,CHN,RLR,3-1/2" STR BLADE	1



H-19

SECONDARY CHAIN ROLLERS ASSEMBLY, QUARTER BOARD

LOWER END



UPPER END



H-19

SECONDARY CHAIN ROLLERS ASSEMBLY, QUARTER BOARD

ITEM #	PART #	DESCRIPTION	QTY
1	351316	RLR,BLTD,CHN,5/8" x 3-1/2" RUBBER TEROG	2
2	351313	RLR,BLTD,CHN,5/8"x5" RUBBER 821R	5
3	351310	STANDOFF,RLR,BLTD,CHN,5/8"x3-5/8" #410	5

NOTE: ALL ITEM #, PART #, DESCRIPTION, AND QTY
REMAIN THE SAME FOR THE RIGHT SIDE.

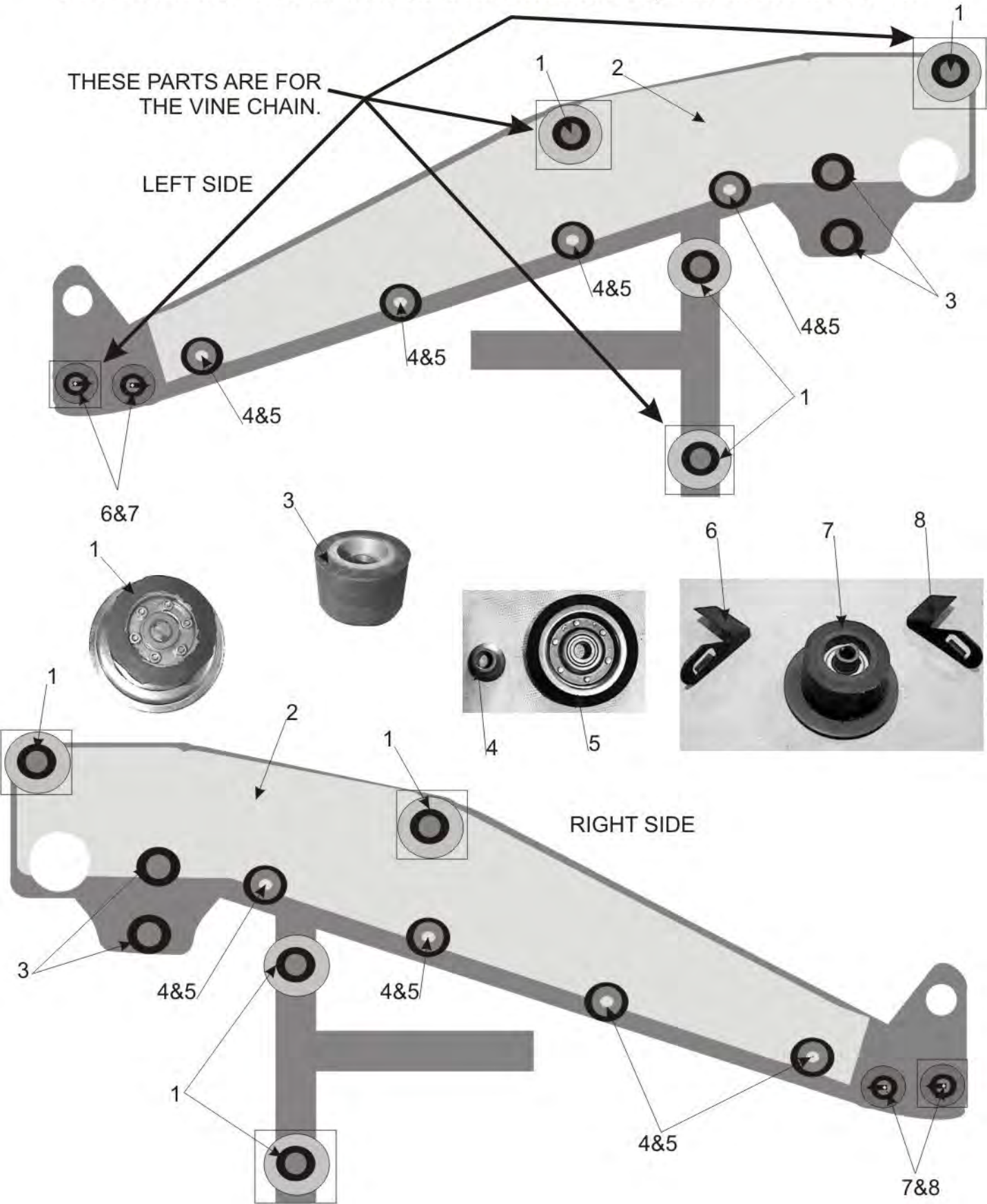
H-20

SECONDARY CHAIN ROLLERS ASSEMBLY, CENTER BOARD

THESE PARTS ARE FOR THE VINE CHAIN.

LEFT SIDE

RIGHT SIDE



H-20

SECONDARY CHAIN ROLLERS ASSEMBLY, CENTER BOARD

ITEM #	PART #	DESCRIPTION	QTY
1	351311	RLR,BLTD,CHN,5/8" x 5"FLNG AGPARTS#200	2
2	171382	WEAR,PLATE,SECONDARY,CENTER BOARD 5600	2
3	351316	RLR,BLTD,CHN,5/8" x 3-1/2" RUBBER TEROG	4
4	351310	STANDOFF,RLR,BLTD,CHN,5/8"x3-5/8" #410	8
5	351313	RLR,BLTD,CHN,5/8"x5" RUBBER 821R	8
6	351307	SCRAPER,LH,BLTD,CHN,RLR 3-1/2" STR BLADE	1
7	351306	RLR,BLTD,CHN,5/8" x 5"FLNG SMOOTH TEROG	2
8	351308	SCRAPER,RH,BLTD,CHN,RLR, 3-1/2" STR BLADE	1

FOR VINE CHAIN



1	351311	RLR,BLTD,CHN,5/8" x 5"FLNG AGPARTS#200	6
6	351307	SCRAPER,LH,BLTD,CHN,RLR 3-1/2" STR BLADE	1
7	351306	RLR,BLTD,CHN,5/8" x 5"FLNG SMOOTH TEROG	2
8	351308	SCRAPER,RH,BLTD,CHN,RLR, 3-1/2" STR BLADE	1

1	881173	SPRCKT,H80BS16 x 2" BORE, 1/2" KEYWAY	2
---	--------	---------------------------------------	---


H-21

SECONDARY DRIVE SHAFT ASSEMBLY

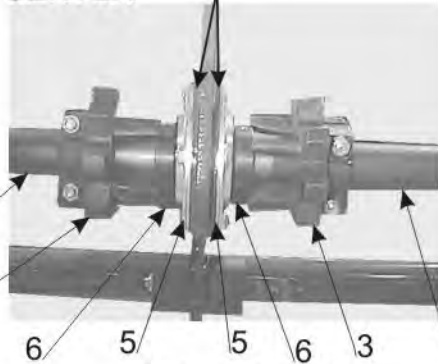
LEFT SIDE



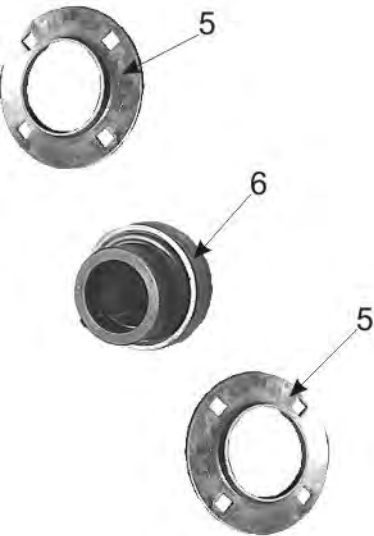

LEFT SIDE CENTER



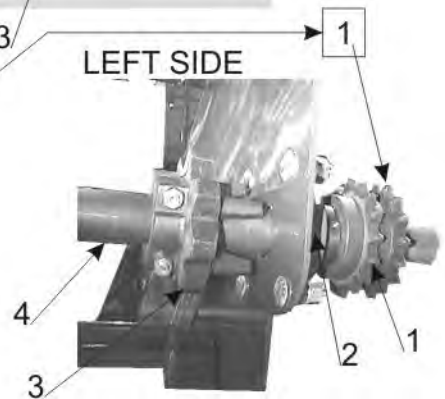
CENTER



RIGHT CENTER



LEFT SIDE



THIS SPROCKET IS FOR VINE ONLY..
ONE RIGHT SIDE ONLY


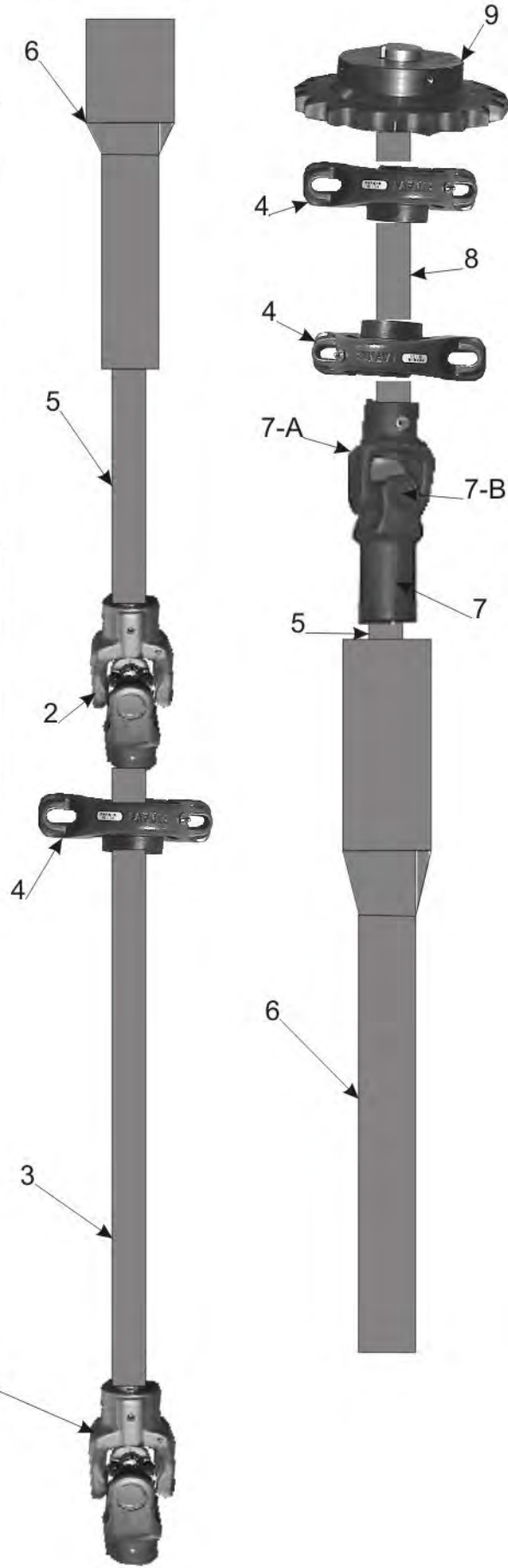

H-21

SECONDARY DRIVE SHAFT ASSEMBLY

ITEM#	PART#	DESCRIPTION	QTY
2	231120	BRNG,4BOLT,FLNG,TCJ 2",ECC LOCK TRI PLY	2
3-42-10	321574	SPRCKT,CAST,10T 42MM 2"BORE 1/2" KEYWAY	6
	OR		
3-42-12	321573	SPRCKT,CAST,12T 42MM 2"BORE 1/2" KEYWAY	6
	OR		
3-45-10	321568	SPRCKT,CAST,10T 45MM 2" BORE W/1/2" KEY	6
	OR		
3-45-12	321576	SPRCKT,CAST,12T 45MM 2"BORE 1/2" KEYWAY	6
	OR		
3-50-8	321577	SPRCKT,CAST,8T 50MM 2"BORE 1/2" KEYWAY	6
	OR		
3-50-10	321570	SPRCKT,CAST,10T 50MM 2"BORE 1/2" KEYWAY	6
	OR		
3-56-8	321585	SPRCKT,CAST,8T 56MM 2"BORE 1/2" KEYWAY	6
	OR		
3-56-10	321584	SPRCKT,CAST,10T 56MM 2"BORE 1/2" KEYWAY	6
4	821400	SHFT,TK,2" x 80"LG,(4.5-16.5-19.37) 1/2" KEYWAY	2
5	231118	HOUSING,BRNG,4HOLE,100MM,FLANGETTE PLATED	2 PR
6	231127	BRNG,INSERT,2 ",ECC,LOCK/SPHR OD AG	2
7	171470	SPACER,CENTER,BRNG, 7"ODx5"ID.	2
FOR VINE CHAIN			
1	881173	SPRCKT,H80BS16 x 2" BORE, 1/2" KEYWAY	1

H-22

REAR CROSS DRIVE LINE ASSEMBLY



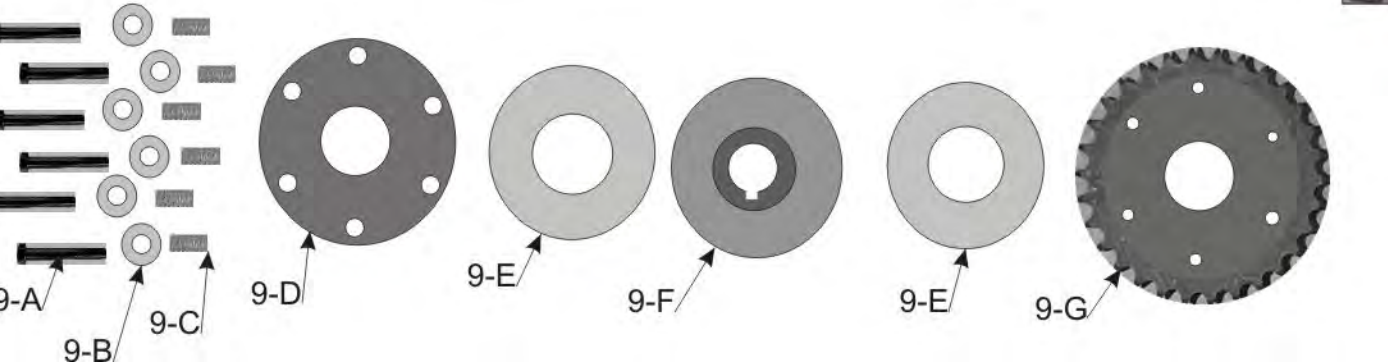
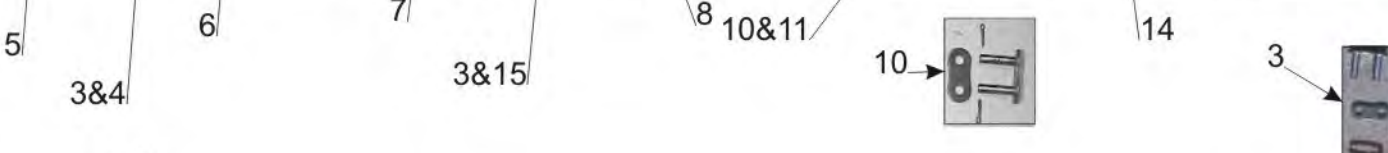


H-22

REAR CROSS DRIVE ASSEMBLY

ITEM #	PART #	DESCRIPTION	QTY
1	571152	GRBX,BEVEL,3WAY,1:1,71HP @540 RPM	1
2	571180	YOKE,ASSY,1200S,1-3/8"x 1-3/8", 5/16" KEYWAY	2
2-A	571156	YOKE,U-JOINT,1-3/8" BORE, 5/16" KEYWAY	4
2-B	571155	CROSS,U-JOINT,W/BRNG,1200S	2
3	821394	SHFT,DK,1-3/8" x 65-1/2" (2.5-2.5) 5/16"	1
4	231121	BRNG,PB,1-3/8",ECC LOCK "R" SEAL RAK WIDE	3
5	821393	SHFT,DK,1-3/8" x 59-1/2"(2.5-2.5),5/16" @90 DEG	1
6	841145	SHLD,DRIVE,SHAFT,5640 2" TO 4" x 54-3/4"	1
7	571179	YOKE,ASSY,1-3/8"x1-3/8" SLIP 5/16"KEY	1
7-A	571156	YOKE,U-JOINT,1-3/8" BORE, 5/16" KEYWAY	1
7-B	571178	YOKE,U-JOINT,SLIP,1-3/8" x 5/16"KEY	1
8	821388	SHFT,DK,1-3/8" x 13" (2-2), 5/16"	1
9	881181	SPRCKT,H80BS22 x 1-3/8" BORE, 5/16" KEYWAY	1

H-23A

REAR CROSS & SPREADER ROLLER DRIVE ASSY PER 2000




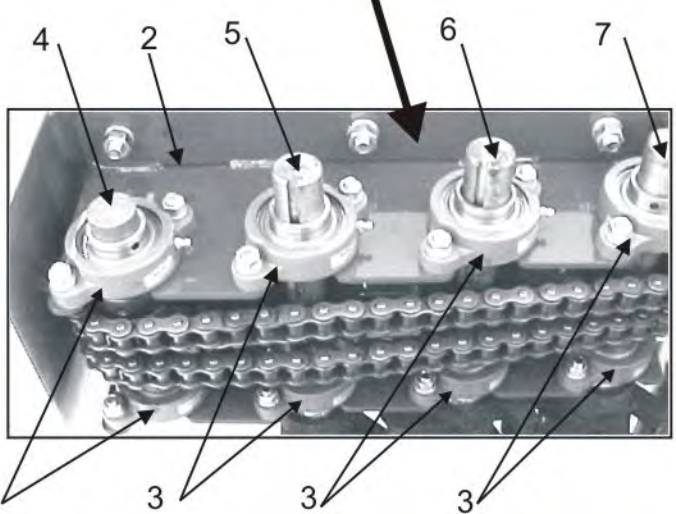

H-23A

REAR CROSS & SPREADER ROLLER DRIVE (PER 2000)

ITEM#	PART#	DESCRIPTION	QTY
1	131664	FRAME,REAR,CROSS,SPREADER ROLL 5600	1
2	881079	IDLER,60,PITCH,5/8"BORE,15 TOOTH	1
3	351010	LINK,CHN,RLR,MASTER,60 PITCH	2
4	351825	ASSY,#60 RLR CHN x57-3/4" RC SPRD 5600	1
5	H-24 A	STUB SHAFT ASSEMBLY	1
6	821492	SHFT,HARV,19-1/2",FNGR,W/O BRG&SPK (SECTION H-24, PAGE #58, DIAGRAM - A)	1
7	821493	SHFT,HARV,31-1/4",FNGR,W/O BRG&SPK (SECTION H-24, PAGE #58, DIAGRAM - B)	1
8	821494	SHFT,HARV,40-1/2",FNGR,W/O BRG&SPK (SECTION H-24, PAGE #58, DIAGRAM - C)	1
9	881183	SLIPCLUTCH,ASSY,80P30T x 1-3/8"BORE 6 BOLT	1
9-A	502355	BOLT,HEX,HD,1/2"-13UNC x 3-1/4" GR 5	6
9-B	501269	WASHER,FLAT,1/2" (SAE)	6
9-C	781306	SPRING,SLIPCLUTCH,1-3/4" LONG 6 COIL	6
9-D	781305	PLATE,SLIPCLUTCH,80P30T 8" OD x 3.050" ID	1
9-E	781303	DISC,FRICITION,FIBER,6-5/8" OD x 3" ID CF66	2
9-F	781304	HUB,SLIPCLUTCH,80P30T,6.6" OD x 1-3/8" ID	1
9-G	881198	SPRCKT,80A30 x 3.010" BORE SLIPCLUTCH	1
10	351819	ASSY,#80R RLR CHN x65" R-CROSS 5600	2
11	351367	LINK,CHN,RLR,MASTER,80 PITCH *HEAVY DUTY	1
12	881140	IDLER,80,PITCH,5/8" BORE 12 TOOTH #704	1
13	881181	SPRCKT,H80BS22 x 1-3/8" BORE 5/16" KEYWAY	1
14	402382	SENSOR,SHFT,SINGLE,POS 46152-0210AS1	1
15	351005	CHN,RLR,60 PITCH (38-1/4" LG.)	1

H-23B

REAR CROSS & SPREADER ROLLER DRIVE ASSY AFTER 2000



H-23B

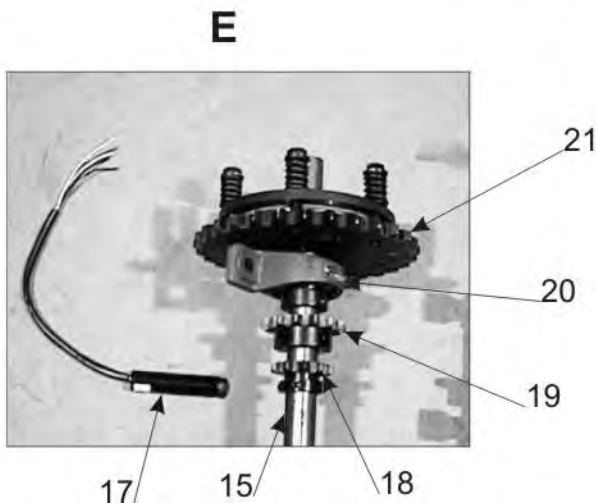
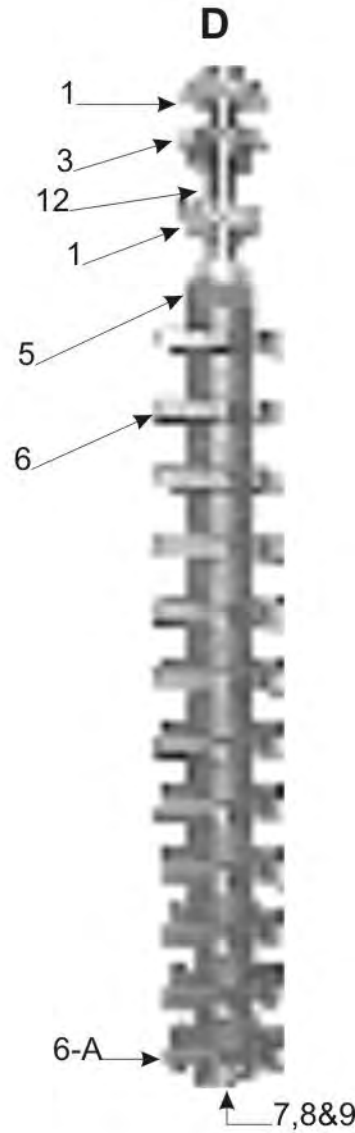


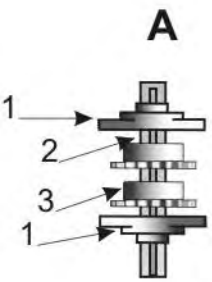

REAR CROSS & SPREADER ROLLER DRIVE (AFTER 2000)

ITEM#	PART#	DESCRIPTION	QTY
1	131664	FRAME,REAR CROSS SPREADER ROLL 5600/6400	1
2	171846	MOUNT,BREARING BRACKET R/C SPRDR BOX 5600/6400	1
3	231135	BRNG,2-BOLT,FLNG 1-1/4"BORE DOGE 124649	8
4	821387	SHFT,SK,1-1/4" x 8" (5"BLIND) 1/4"KEY	1
5	821492	SHFT,HARV,19-1/2",FNDR,W/O BRG&SPK (SECTION H-24, PAGE #58, DIAGRAM - B)	1
6	821493	SHFT,HARV,31-1/4",FNDR,W/O BRG&SPK (SECTION H-24, PAGE #58, DIAGRAM - C)	1
7	821494	SHFT,HARV,40-1/2",FNDR,W/O BRG&SPK (SECTION H-24, PAGE #59, DIAGRAM - D)	1

NOTE: ALL OTHER PARTS ARE SAME AS PER 2000

H-24

REAR CROSS SPREADER ROLLER ASSEMBLY



H-24

REAR CROSS SPREADER ROLLER ASSEMBLY

ITEM #	PART #	DESCRIPTION	QTY
--------	--------	-------------	-----

SHAFT A

1	231085	BRNG,PB,1-1/4"BORE TAPER BASE VT-220	2
2	821387	SHFT,SK,1-1/4" x 8" (5 BLIND) 1/4"KEY	1
3	881107	SPRCT,H60BS14 x 1-1/4"BORE	2

SHAFT B

1	231085	BRNG,PB,1-1/4"BORE TAPPED BASE VT-220	2
3	881107	SPRCT,H60BS14 x 1-1/4"BORE	1

4	821492	SHFT,REAR,CROSS,19-1/2",FNGR W/O BRG&SPK	1
4-A	821383	SHFT,SQ,,HARV,1-3/8"SQ,x 19-1/2" FNGR STB	1
5	981229	ROLL,RUBBER,SPACER,1/2" x 1-1/4" SQ BORE	2
6	981091	ROLL,RUBBER,FINGER,1-1/4"BR STD2-3/4"HUB	3
6-A	981292	ROLL,RUBBER,FNGR,1-1/4"BR RECESSED RH	1
7	501935	WASHER,LOCK,SPLIT,5/8"	1
8	501908	WASHER,FLAT,3/4" USS ZINC PLT	1
9	502342	SCREW,FLAT,SCKT,HD,1/2"-13 x 1-1/2"	1

SHAFT C

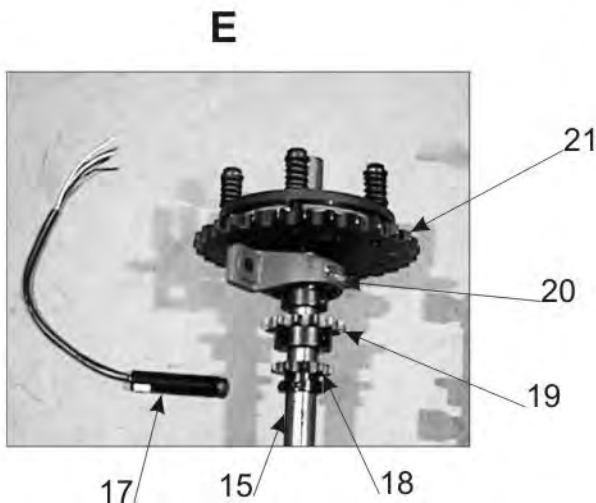
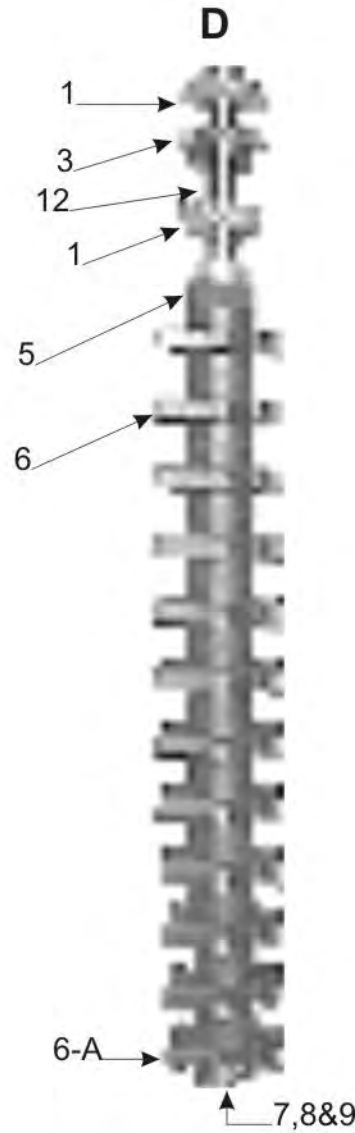


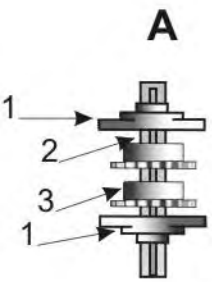

1	231085	BRNG,PB,1-1/4"BORE TAPER BASE VT-220	2
3	881107	SPRCT,H60BS14 x 1-1/4"BORE	1

10	821493	SHFT,REAR,CROSS,31-1/2",FNGR W/O BRG&SPK	1
10-A	821384	SHFT,SQ,HARV,1-3/8" x 31-1/4" FNGR STB	1
6	981091	ROLL,RUBBER,FINGER,1-1/4"BR STD2-3/4"HUB	7
6-A	981292	ROLL,RUBBER,FNGR,1-1/4"BR RECESSED RH	1
7	501935	WASHER,LOCK,SPLIT,5/8"	1
8	501908	WASHER,FLAT,3/4" USS ZINC PLT	1
9	502342	SCREW,FLAT,SCKT,HD,1/2"-13 x 1-1/2"	1
11	981236	ROLL,RUBBER,FINGER,LH,1-1/4"BR 2-3/4"HUB	1

CONTINUED ON NEXT PAGE
SHAFT D

H-24

REAR CROSS SPREADER ROLLER ASSEMBLY



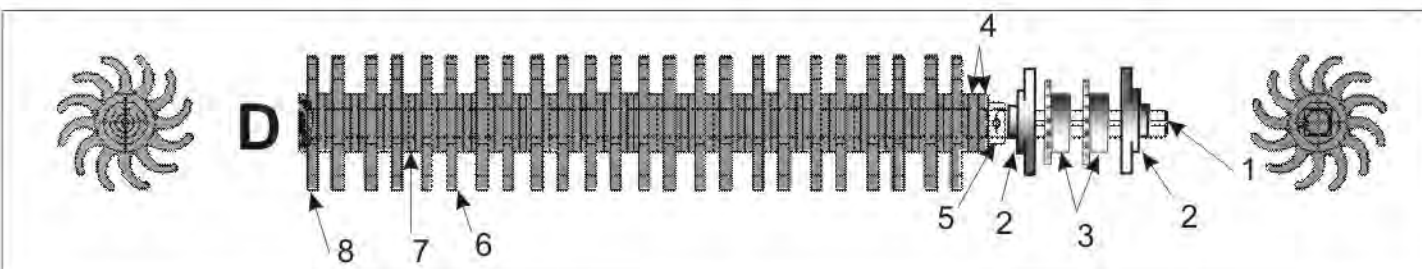
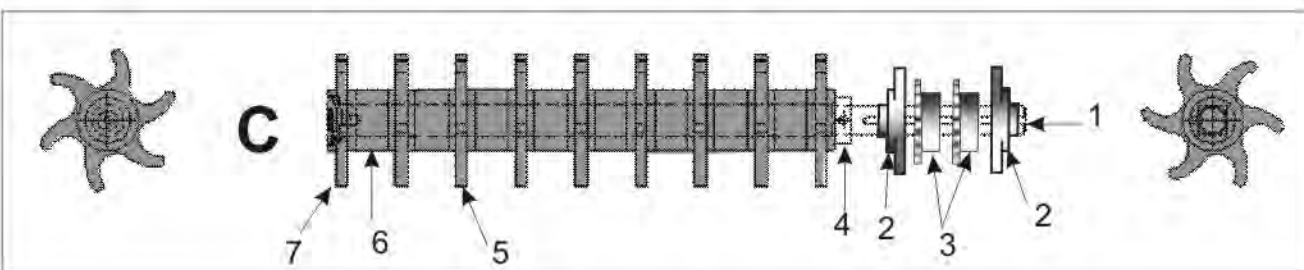
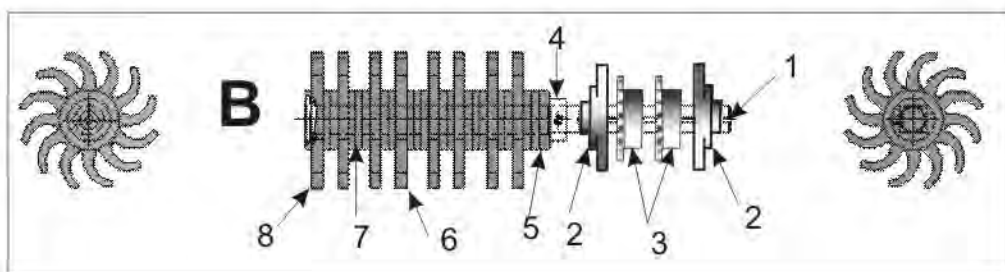
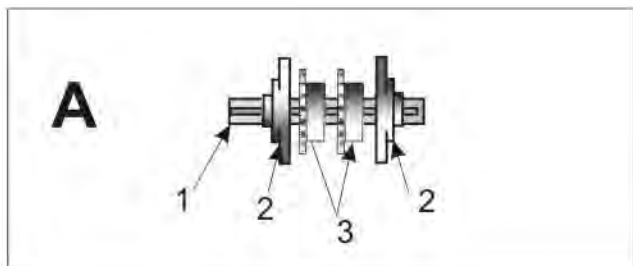
H-24

REAR CROSS SPREADER ROLLER ASSEMBLY

ITEM #	PART #	DESCRIPTION	QTY
1	231085	BRNG,PB,1-1/4"BORE TAPER BASE VT-220	2
3	881107	SPRCT,H60BS14 x 1-1/4"BORE	1
12	821494	SHFT,REAR,CROSS,40-1/2",FNGR W/O BRG&SPK	1
12-A	821385	SHFT,SQ,HARV,1-3/8" x 40-1/2"FNGR STB	1
5	981229	ROLL,RUBBER,SPACER,1/2" x 1-1/4" SQ BORE	2
6	981091	ROLL,RUBBER,FINGER,1-1/4"BR STD2-3/4"HUB	11
6-A	981292	ROLL,RUBBER,FNGR,1-1/4"BR RECESSED RH	1
7	501935	WASHER,LOCK,SPLIT,5/8"	1
8	501908	WASHER,FLAT,3/4" USS ZINC PLT	1
9	502342	SCREW,FLAT,SCKT,HD,1/2"-13 x 1-1/2"	1
13	-----	DRIVE LINE ASSEMBLY (REFER TO SECTION H-22, PAGE #54)	
14	171321	SUPPORT,BRNG,MNT,REAR,CROSS CONV	1
15	821391	SHFT,QK,1-3/8" x 51"(2.5-4.5-4.5-2.5) 5/16" KEYWAY	1
16	231113	BRNG,INSERT,1-3/8",ECC,LOCK/SPHR 1106KPP	1
17	402382	SENSOR,SHAFT,SINGLE,POS 46152-0210AS1	1
18	881187	SPRCKT,H60BS10 x 1-3/8" BORE 5/16" KEYWAY	1
19	881189	SPRCKT,H60BS14 x 1-3/8" BORE 5/16" KEYWAY	1
20	231121	BRNG,PB,1-3/8"ECC LOCK "R" SEAL RAK WIDE	1
21	881183	SLIPCLUTCH,ASSY,80P30T x 1-3/8" BORE 6 BOLT (REFER TO SECTION H-23, PAGE #57)	1
22	321571	HOUSING,BRNG,72MM,STEEL,TEARDROP BH7D720	1

H-24

REAR CROSS SPREADER ROLLER ASSY(EURO)



H-24

EURO ROLL SPREADER ROLLER ASSEMBLY

ITEM # PART # DESCRIPTION QTY

SHAFT A

REFER TO PAGE 55

SHAFT B

	821561	SHFT,HARV,20-1/2" EURO FNGR W/O BRG&SPK	1
1	821383	SHFT,SQ,HARV,1-3/8"SQ x 20-1/2" FNGR STB	1
2	231035	BRNG,2BOLT,FLNG,1-1/4" BORE DODGE 124649	2
3	881107	SPRCKT,H60BS14x1-1/4" BORE	2
4	501950	COLLAR,SHAFT,SET,SCREW,1-1/4"	1
5	981229	ROLL,RUBBER,SPACER,1/2" x 1-1/4" SQ BORE	2
6	981294	ROLL,RUBBER,FINGER,12,POINT,1-1/4"BORE	7
7	981296	ROLL,RUBBER,SPACER,3/8" x 1-1/4" SQ BORE	3
8	981311	ROLL,RUBBER,12 POINT,1-1/4"B RECESSED RH	1

SHAFT C


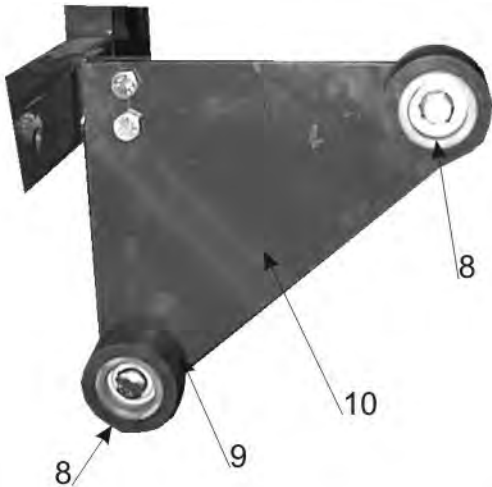
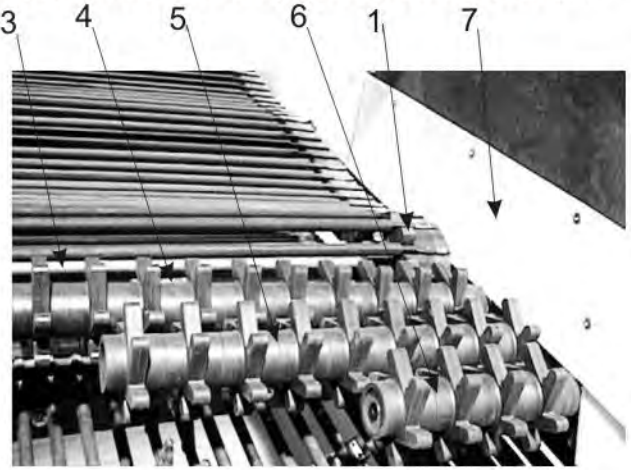

	C 821562	SHFT,HARV,32" EURO FNGR W/O BRG&SPK	1
1	821384	SHFT,SQ,HARV,1-3/8"SQ x 32" FNGR STB	1
2	231035	BRNG,2BOLT,FLNG,1-1/4" BORE DODGE 124649	2
3	881107	SPRCKT,H60BS14x1-1/4" BORE	2
4	501950	COLLAR,SHAFT,SET,SCREW,1-1/4"	1
5	981295	ROLL,RUBBER,FINGER,6,POINT,1-1/4"BORE	8
6	981297	ROLL,RUBBER,SPACER,1-1/2"x1-1/4"SQ BORE	8
7	981312	ROLL,RUBBER,6 POINT,1-1/4"B RECESSED RH	1

SHAFT D

	D 821563	SHFT,HARV,41-1/2" EURO FNGR W/O BRG&SPK	1
1	821385	SHFT,SQ,HARV,1-3/8"SQ x 41-1/2" FNGR STB	1
2	231035	BRNG,2BOLT,FLNG,1-1/4" BORE DODGE 124649	2
3	881107	SPRCKT,H60BS14x1-1/4" BORE	2
4	981229	ROLL,RUBBER,SPACER,1/2" x 1-1/4" SQ BORE	2
5	501950	COLLAR,SHAFT,SET,SCREW,1-1/4"	1
6	981294	ROLL,RUBBER,FINGER,12,POINT,1-1/4"BORE	23
7	981296	ROLL,RUBBER,SPACER,3/8" x 1-1/4" SQ BORE	11
8	981311	ROLL,RUBBER,12 POINT,1-1/4"B RECESSED RH	1

H-25

REAR CROSS CONVEYOR AND SPREADER ROLLER ASSEMBLY



NOTE: ITEM #9

Rollers may require a spacer or spacers to make proper fit of chain to rear cross.

	<u>1/8"</u>	<u>1/4"</u>	<u>3/8"</u>	<u>1/2"</u>
3" OD.	#171308	#171309	#171310	#171311



11

H-25

REAR CROSS CONVEYOR & SPREADER ROLLER ASSEMBLY

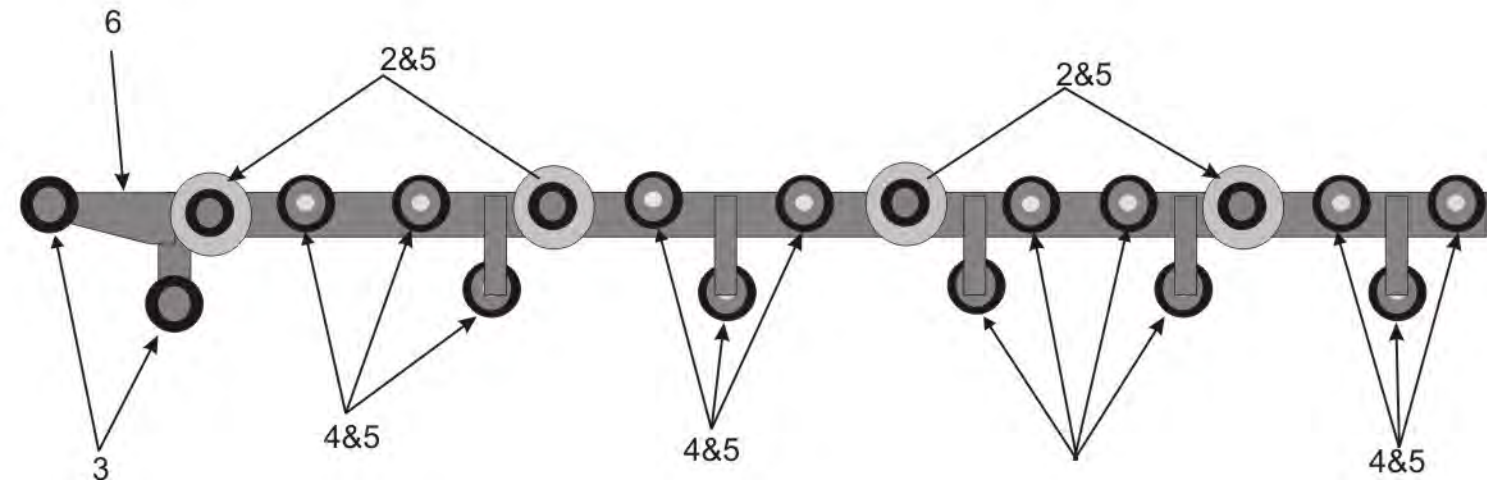
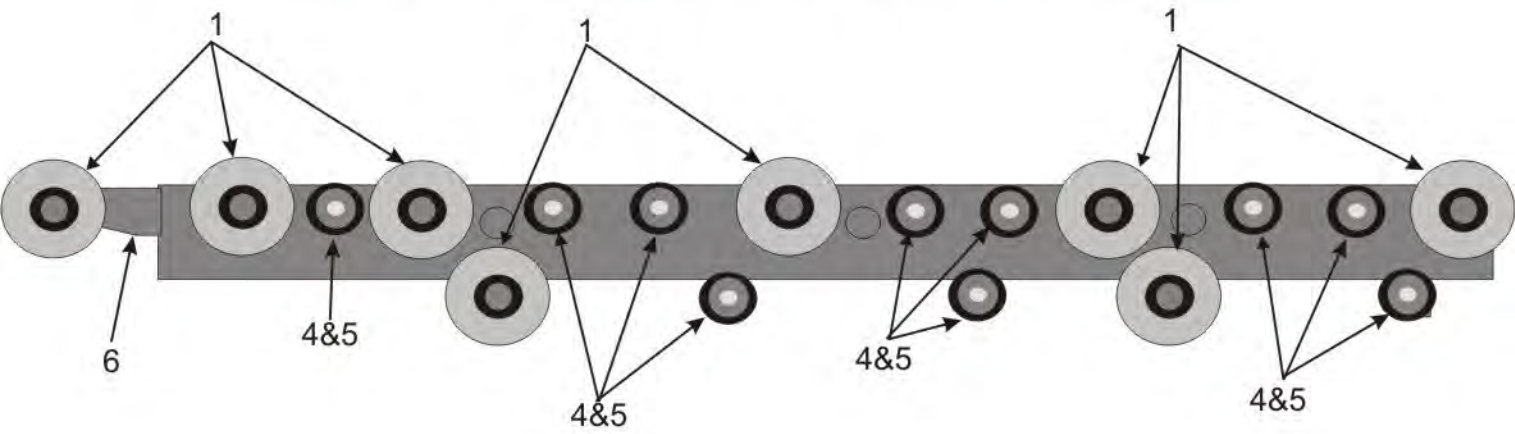
ITEM #	PART #	DESCRIPTION	QTY
--------	--------	-------------	-----

1-42-10	321575	SPRCKT,CAST,10T 42MM 1-3/8" BORE 5/16" KEY	2
	OR		
1-45-10	321567	SPRCKT,CAST,10T 45MM 1-3/8" BORE 5/16" KEY	2
	OR		
1-50-8	321569	SPRCKT,CAST,8T 50MM 1-3/8" BORE 5/16" KEY	2
	OR		
1-56-8	321586	SPRCKT,CAST,8T 56MM 1-3/8" BORE 5/16" KEY	2

2	171321	SUPPORT,BEARING,MNT,REAR,CROSS CONV,72MM	1
3	821391	SHFT,QK,1-3/8" x 51" (2.5-4.5-4.5-2.5)5/16" KEYWAY	1
4	H-24 B	SHORT FINGER SHAFT ASSEMBLY (SECTION H-24, PAGE #59, DIAGRAM B)	1
5	H-24 C	MIDDLE FINGER SHAFT ASSEMBLY (SECTION H-24, PAGE #59, DIAGRAM C)	1
6	H-24 D	LONG FINGER SHAFT ASSEMBLY (SECTION H-24, PAGE #60, DIAGRAM D)	1
7	981265	UHMW,1/8" x 48",WHITE,HIGH DENSITY (ROLL)	
8	351316	RLR,BLTD,CHN.5/8" C 3-1/2"RUBBER TEROG	2
9	-----	SPACER,NOSE,ROLLER (SEE NOTE)	
10	171319	MOUNT,PLATE,BLTD,CHN,RLR,1/4" x 7" x 12-1/8"	1
11	351312	RLR,BLTD,CHN,5/8" x 8"FLNG AGPARTS#204	1
12	171320	MOUNT,PLATE,BLTD,CHN,RLR,1/2" x 5" x 13-3/8"	1

H-26

REAR CROSS CONVEYOR ROLLERS ASSEMBLY



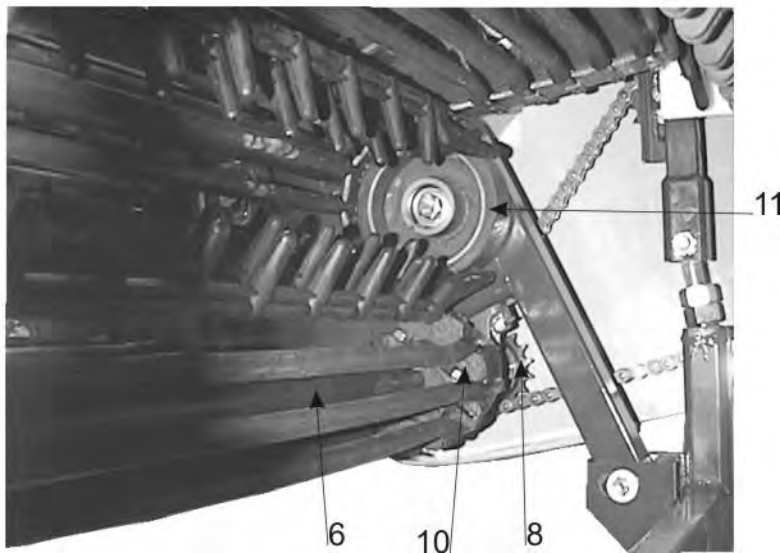



H-26

REAR CROSS CONVEYOR ROLLERS ASSEMBLY

ITEM #	PART #	DESCRIPTION	QTY
1	351312	RLR,BLTD,CHN,5/8" x 8"FLNG AGPARTS#204	8
2	351311	RLR,BLTD,CHN,5/8" x 5" FLNG AGPARTS#200	4
3	351316	RLR,BLTD,CHN,5/8" x 3-1/2" RUBBER TEROG	2
4	351314	RLR,BLTD,CHN,5/8"x4" RUBBER #813R	24
5	351309	STANDOFF,RLR,BLTD,CHN,5/8"x1-1/4" #750	28
6	171320	MOUNT,BAR,BLTD,CHN,RLR,1/2"x5"x15-5/8"	2

H-27

SIDE ELEVATOR DRIVE ASSEMBLY





H-27

SIDE ELEVATOR DRIVE ASSEMBLY

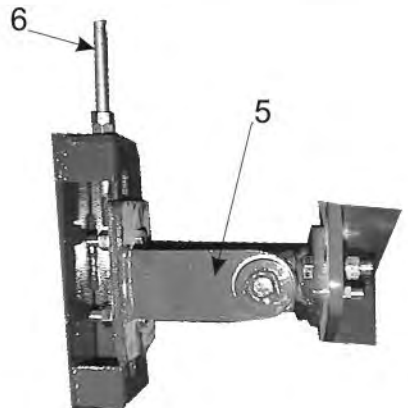
ITEM #	PART #	DESCRIPTION	QTY
1	571152	GRBX,BEVEL,3WAY,1:1,71HP @540 RPM	1
2	881172	SPRCKT,H80BS16 x 1-3/8" BORE 5/16" KEYWAY	1
3	881100	IDLER,80 PITCH,5/8" BORE, 12 TOOTH #704	1
4	351811	ASSY,#80R RLR CHN x75" 5600/5100	1
5	351367	LINK,CHN,RLR,MASTER,80 PITCH *HEAVY DUTY	1
6	821392	SHFT,QK,1-3/8" x 56" (3-4.5-4.5-6) 5/16"	1
7	881183	SLIPCLUTCH,ASSY,80P30T x 1-3/8" BORE (REFER TO SECTION H-23, PAGE #56)	1
8	881186	SPRCKT,H60BS16 x 1-3/8" BORE 5/16" KEYWAY	1
9	231121	BRNG,PB,1-3/8"ECC LOCK "R" SEAL RAK WIDE	2
10-42-10	321575	SPRCKT,CAST,10T 42MM 1-3/8" BORE 5/16" KEY	2
	OR		
10-42-10	321567	SPRCKT,CAST,10T 45MM 1-3/8" BORE 5/16" KEY	2
	OR		
10-50-10	321569	SPRCKT,CAST, 8T 50MM 1-3/8"BORE 5/16"KEY	2
11	351318	RLR,BLTD,CHN,5/8" x 6-9/16"OD x 2-1/4"W RBBR	2

H-28


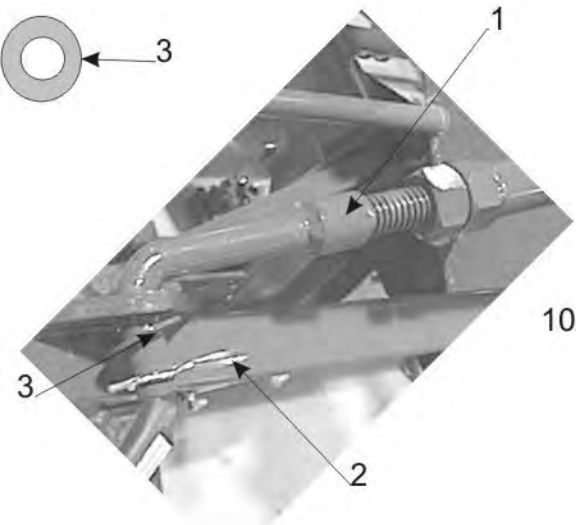
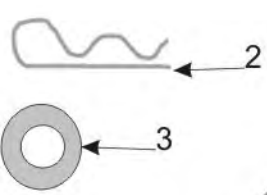
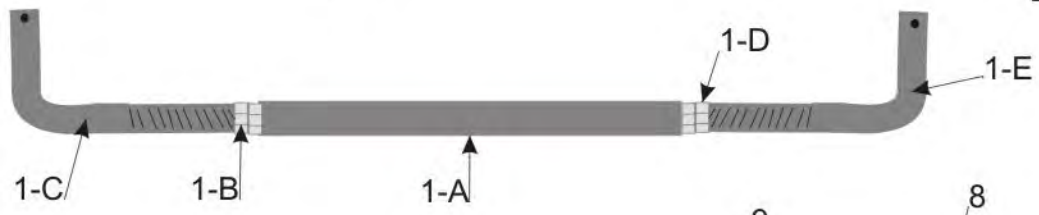
SIDE ELEVATOR ADJUSTMENT & SUPPORT ASSEMBLY



ELEVATOR TIP DOWN



5&6

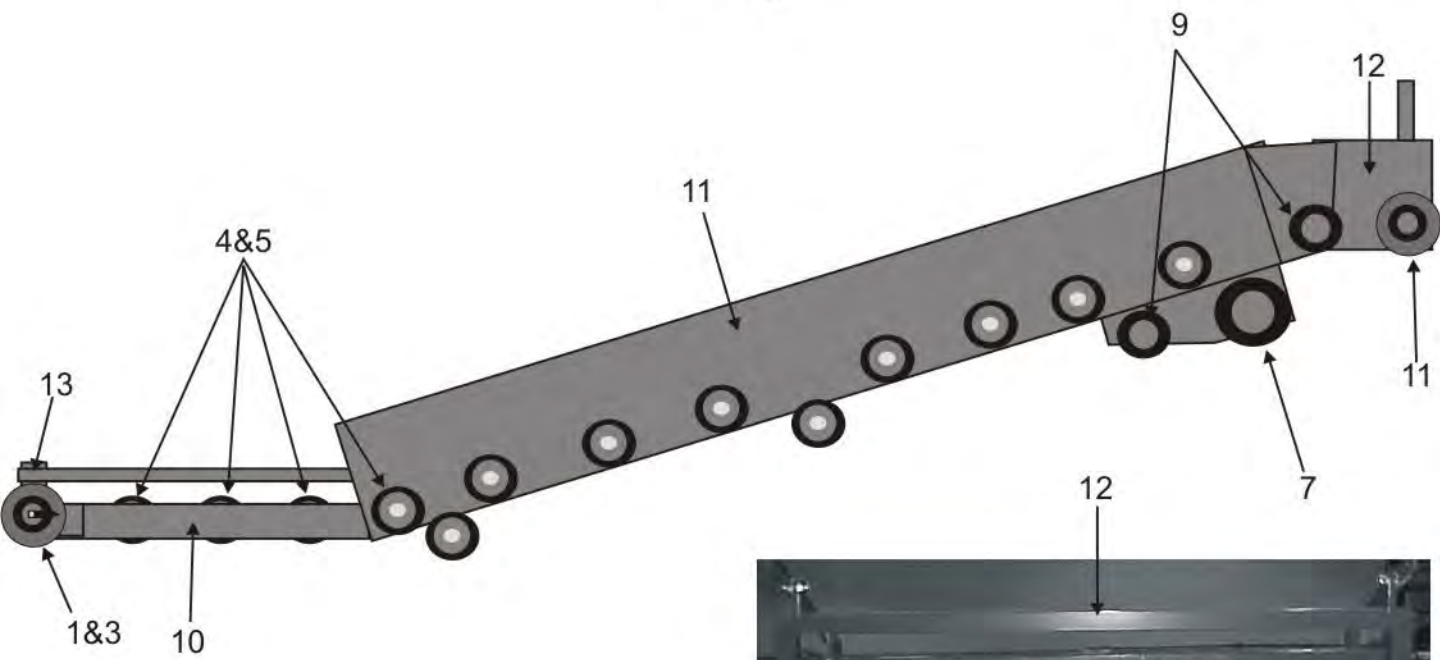
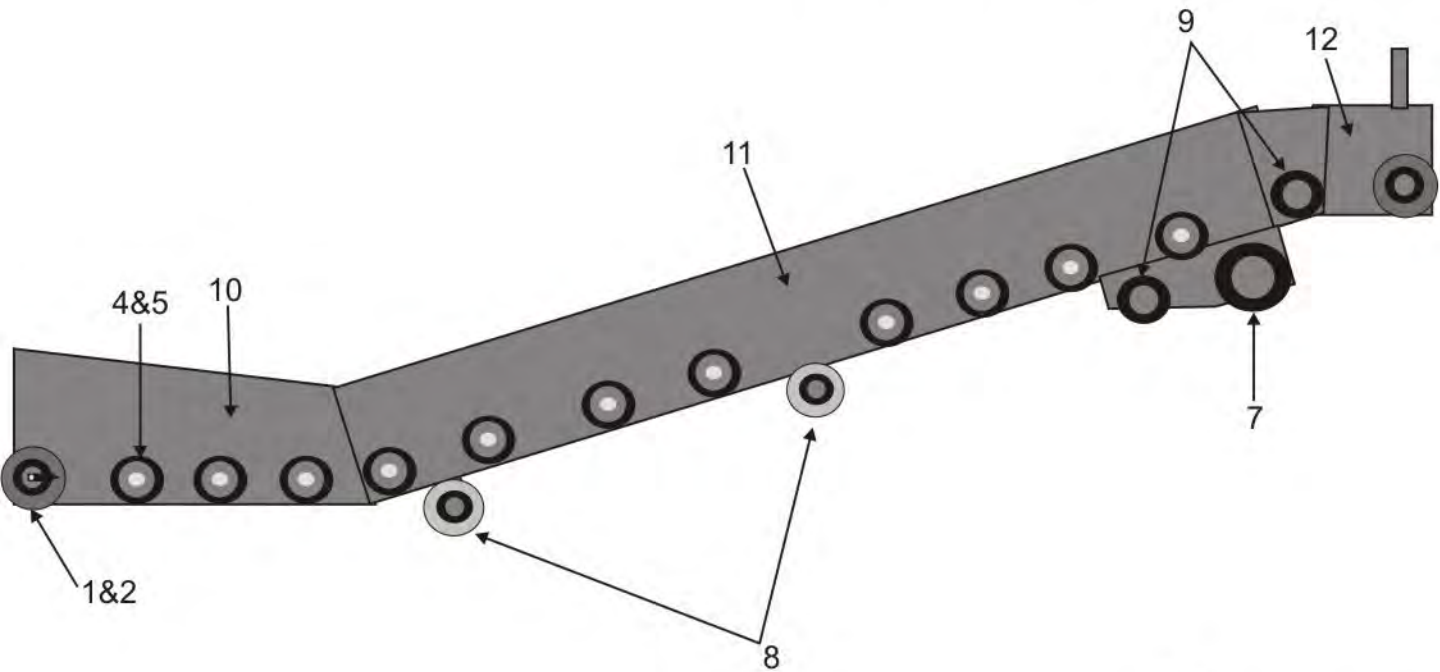


H-28

SIDE ELEVATOR ADJUSTMENT & SUPPORT ASSEMBLY

ITEM #	PART #	DESCRIPTION	QTY
1	171322	TURNBUCKLE,ASSY,1-1/8"ACME x 48" TO 60"	1
1-A	171323	TURNBUCKLE,BODY,1-1/8"ACME x 38-1/2"	1
1-B	502208	NUT,ACME,1-1/8"-5,RH,THREAD HEAVY HEX CS	1
1-C	171325	TURNBUCKLE,END,1-1/8"AMCE,RH THREAD	1
1-D	171324	TURNBUCKLE,END,1-1/8"AMCE,LH THREAD	1
1-E	502316	NUT,ACME,1-1/8"-5,LH,THREAD HEAVY HEX CS	1
2	501220	HAIRPIN,COTTER,3/16" x 3-3/4"	2
3	502326	WASHER,FLAT,1" USS CUT **PLAIN**(5/LB)	2
4	171624	BRACKET,CONNECTING,SIDE ELEV TIP OUT	2
5	171318	SUPPORT,SIDE,ELEV,BOTTOM,YOKE ASSY	1
6	171383	MOUNT,BRACKET,SIDE,ELEVATOR,ADJ 5600	1
7	171400	TIPOUT,SIDE,ELEVATOR 5600 BARE	1
8	981355	UHMW,SRDR,ROLL BOX	1
9	981355	UHMW,SIDE ELEV HOPPER 1/4"x16-1/2"x48" WHT	1
10	841156	SHLD,STOP,SIDE,ELEV,HOPPER 5600	1

H-29 SIDE ELEVATOR ROLLER ASSEMBLY



14

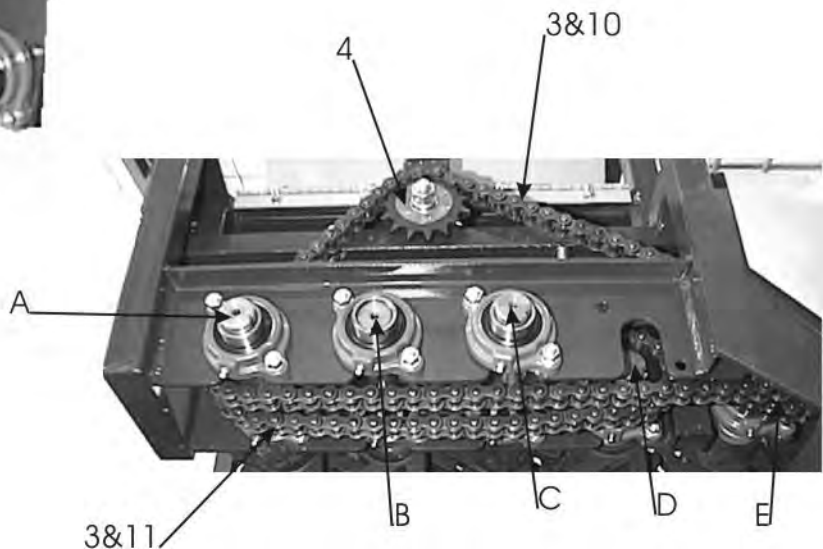
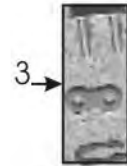
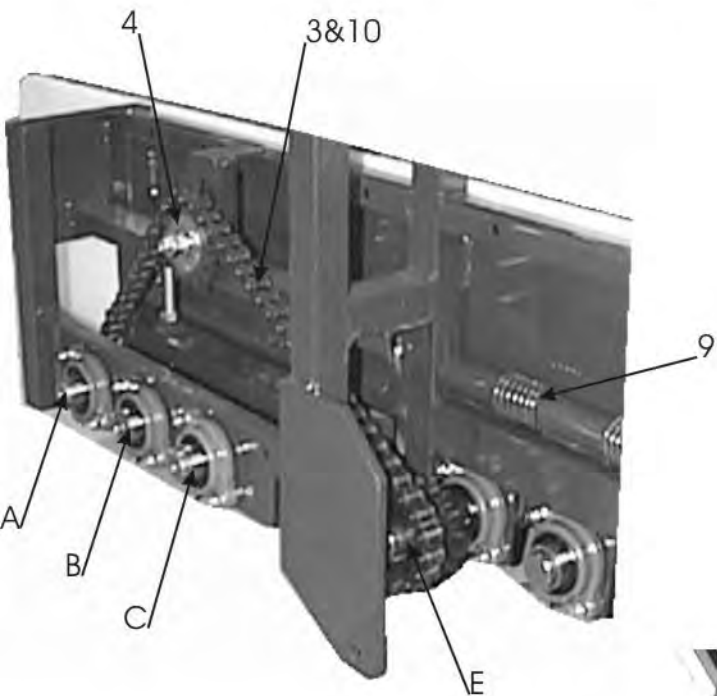

H-29

SIDE ELEVATOR ROLLER ASSEMBLY

ITEM #	PART #	DESCRIPTION	QTY
1	351306	RLR,BLTD,CHN,5/8" x 5"FLNG SMOOTH TEROG	1
2	351307	SCAPER,LH,BLTD,CHN,RLR,3-1/2"STR BLADE	1
3	351308	SCAPER,RH,BLTD,CHN,RLR,3-1/2" STR BLADE	1
4	351309	STANDOFF,RLR,BLTD,CHN,5/8" x 1-1/4" #750	24
5	351314	RLR,BLTD,CHN,5/8" x 4"TIECORD AGPARTS#831T	24
6	191340	STOP,ROLL,BACK,REAR,CROSS TO SIDE ELEV	1
7	351318	RLR,BLTD,CHN,5/8"x6-9/16"ODx2-1/4"W RBBR	2
8	351306	RLR,BLTD,CHN,5/8"x5" FLNG SMOOTH TEROG	2
9	351316	RLR,BLTD,CHN,5/8"x3-1/2" RUBBER TEROG	4
10	131392	HOPPER,FRAME,SIDE,ELEVATOR BARE 5600	1
11	131728	FRAME,SIDE,ELEV,CONV,42"x10' 6400	1
12	171400	TIPOUT,SIDE,ELEVATOR 5600 BARE	1
13	191340	STOP,ROLL,BACK,REAR COSS TO SIDE ELEV	1
14	821477	SHFT,DT,1-1/4"x37-3/8" DT 5/8"	1

H-30

ELIMINATOR TABLE DRIVE ASSEMBLY, LEFT SIDE



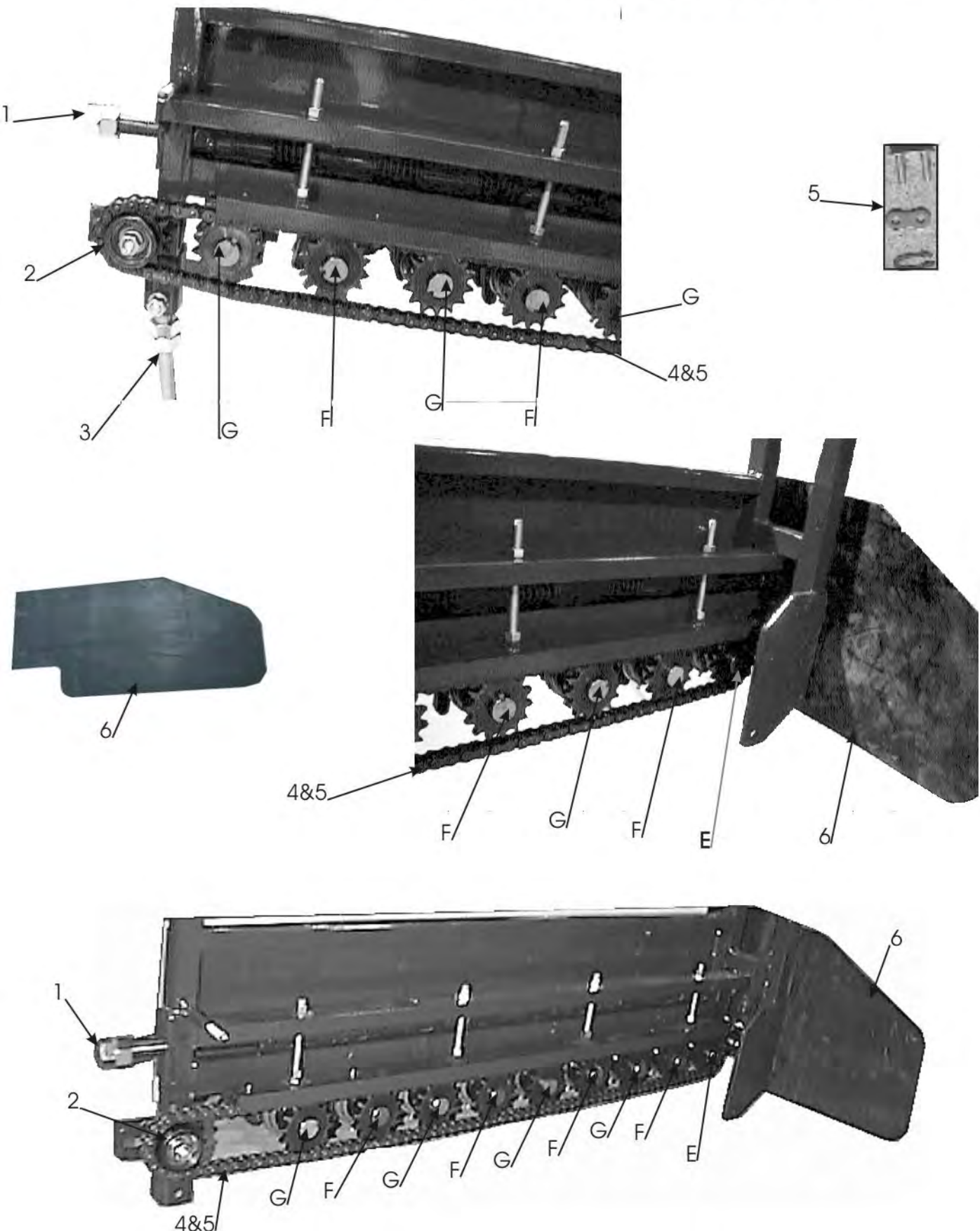
H-30

ELIMINATOR TABLE DRIVE ASSEMBLY, LEFT SIDE

ITEM #	PART #	DESCRIPTION	QTY
A	821492	SHFT,REAR,CROSS,19-1/2",FNGR W/O BRG&SPK (SECTION H-34, PAGE #68, DIAGRAM A)	1
B	821493	SHFT,REAR,CROSS,31-1/2",FNGR W/O BRG&SPK (SECTION H-34, PAGE #68, DIAGRAM B)	1
C	821494	SHFT,REAR,CROSS,40-1/2",FNGR W/O BRG&SPK (SECTION H-34, PAGE #68, DIAGRAM C)	1
D	821385	SHFT,SQ,HAVR,1-3/8"SQ x 40-1/2" FNGR STB (SECTION H-34, PAGE #69, DIAGRAM D)	1
E	821172	SHFT,SQ,48"ELIM,1-1/4" x 46-1/4" FITS ALL (SECTION H-34, PAGE #69, DIAGRAM E)	1
1	881195	IDLER,CHAIN,50/60 PITCH ASSY	1
2	351822	ASSY,#60 RLR CHN x135-3/4" ELIM TBL 5600	1
3	351010	LINK,CHN,RLR,MASTER,60 PITCH	3
4	881079	IDLER,60 PITCH,5/8" BORE 15 TOOTH #709	3
5	191341	SUPPORT,ADJ,ELIM,SECTION,1"-8UNC X 6 LONG	2
6	881186	SPRCKT,H60BS16 x 1-3/8" BORE 5/16" KEYWAY	1
7	821392	SHFT,QK,1-3/8" x 57-1/4" (3-4.5-4.5-6) 5/16"	1
8	231121	BRNG,PB,1-3/8"ECC LOCK "R" SEAL RAK WIDE	2
9	821448	SHFT,DT,1"x55" DT1/2" W/COLLAR & 12"THRD	2
10	351826	CHN,RLR,60 PITCH (56-1/4" LG.) ASSY,#60 RLR	1
11	351827	ASSY,#60 RLR CHN x38-1/4"SPDR ROLLS 5600	1
12	171554	ADJUSTER,IDLER,5600	1

H-31

ELIMINATOR TABLE DRIVE ASSEMBLY, RIGHT SIDE

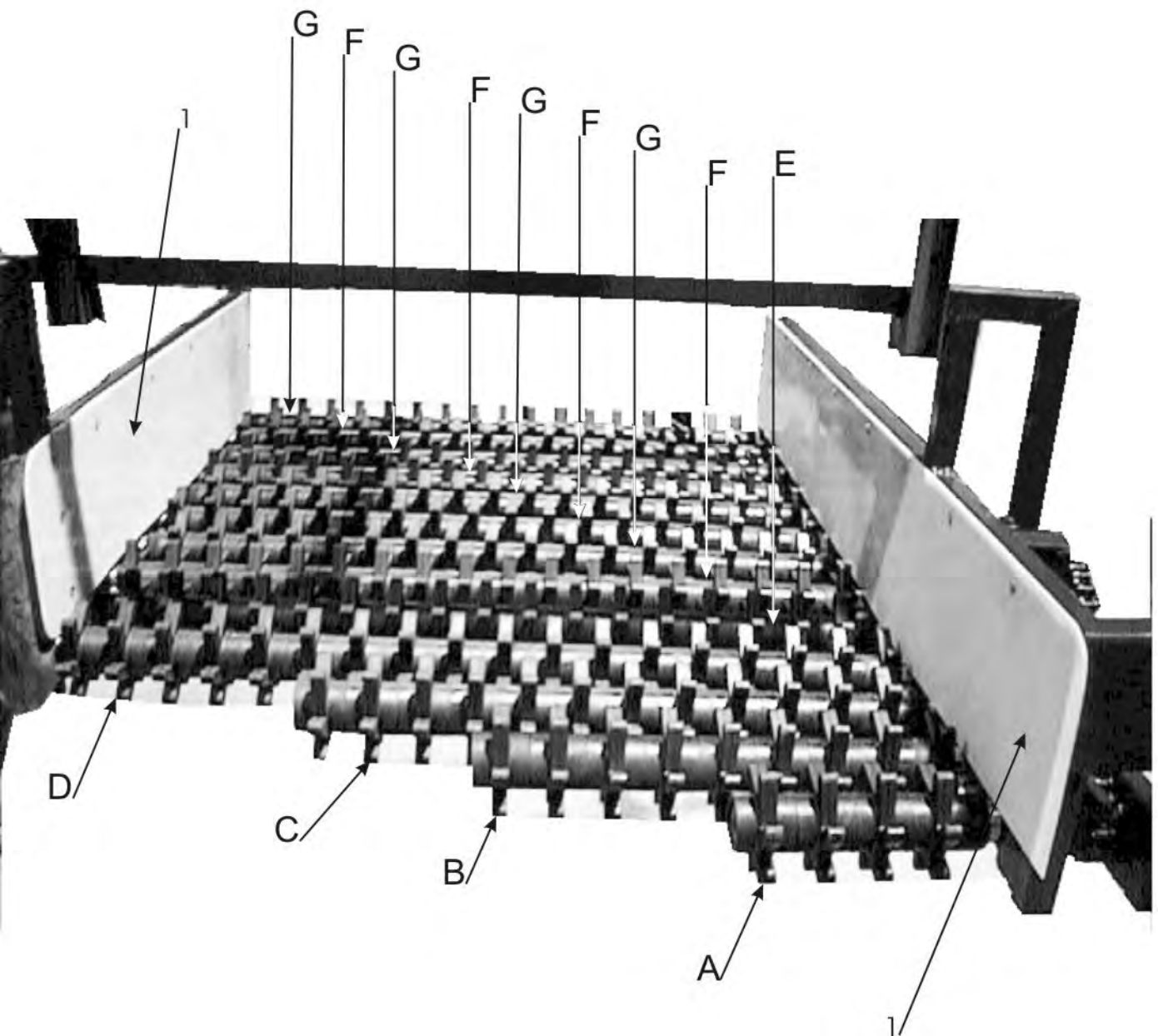


H-31

ELIMINATOR TABLE DRIVE ASSEMBLY, RIGHT SIDE

ITEM #	PART #	DESCRIPTION	QTY
G	821172	SHFT,SQ,48"ELIM,1-1/4" x 46-1/4" FITS ALL (SECTION H-34, PAGE #69, DIAGRAM G)	4
F	821172	SHFT,SQ,48"ELIM,1-1/4" x 46-1/4" FITS ALL (SECTION H-34, PAGE #69, DIAGRAM F)	4
E	821449	SHFT,SQ,48"ELIM,1-1/4" x 46-1/4" JACK SHAFT (SECTION H-34, PAGE #69, DIAGRAM E)	1
1	-----	ELIMINATOR FINGER SHAFT ADJUSTMENT ROD (SECTION H-35, PAGE #70)	2
2	881081	IDLER,60 PITCH,HEAVY DUTY 5/8" BORE	1
3	191389	SUPPORT,ADJ,ELIM,SECTION,1"-8UNCx12"LONG	2
4	351823	ASSY,#60 RLR CHN x104-1/4" ELIM TBL RLR	1
5	351010	LINK,CHN,RLR,MASTER,60 PITCH	1
6	261577	RUBBERIZE,HARV,ELIM/PICK TABLE 14" x 30"	1

H-32 ELIMINATOR TABLE ASSEMBLY



H-32


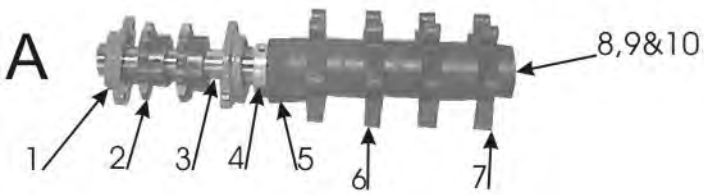
ELIMINATOR TABLE ASSEMBLY

ITEM #	PART #	DESCRIPTION	QTY
FINGER ROLLS			
1	981265	UHMW,1/8" x 48",WHITE,HIGH DENSITY (ROLL)	
B	821492	SHFT,REAR,CROSS,19-1/2",FNGR W/O BRG&SPK (SECTION H-24, PAGE #57, DIAGRAM B)	1
C	821493	SHFT,REAR,CROSS,31-1/2",FNGR W/O BRG&SPK (SECTION H-24, PAGE #57, DIAGRAM C)	1
D	821494	SHFT,REAR,CROSS,40-1/2",FNGR W/O BRG&SPK (SECTION H-24, PAGE #58, DIAGRAM D)	1
E	821557	SHFT,HARV,DRIVE FNGR ROLL W/O BRNG&SPKT (SECTION H-34, PAGE #68, DIAGRAM D)	1
F	821558	SHFT,HARV,JACK FNGR ROLL W/O BRNG&SPKT (SECTION H-34, PAGE #68, DIAGRAM E)	1
G	821559	SHFT,HARV,HALF FNGR ROLL W/O BRNG&SPKT (SECTION H-34, PAGE #68, DIAGRAM F)	4
H	821560	SHFT,HARV,WHOLE FNGR ROLL W/O BRNG&SPK (SECTION H-34, PAGE #68, DIAGRAM G)	4
EURO ROLLS			
B	821561	SHFT,HARV,20-1/2" EURO FNGR W/O BRG&SPK (SECTION H-24, PAGE #59, DIAGRAM B)	1
C	821562	SHFT,HARV,32" EURO FNGR W/O BRG&SPK (SECTION H-24, PAGE #59, DIAGRAM C)	1
D	821563	SHFT,HARV,41-1/2" EURO FNGR W/O BRG&SPK (SECTION H-24, PAGE #59, DIAGRAM D)	1
E	821564	SHFT,HARV,48" DRV EURO FNGR W/O BRG&SPK (SECTION H-34, PAGE #69, DIAGRAM E)	1
F	821565	SHFT,HARV,48"JACK EURO FNGR W/O BRG&SPK (SECTION H-34, PAGE #69, DIAGRAM F)	1
G	821566	SHFT,HARV,48"EURO 6 FNGR W/O BRG&SPK (SECTION H-34, PAGE #69, DIAGRAM G)	4
H	821567	SHFT,HARV,48" EURO 12 FNGR W/O BRG&SPK (SECTION H-34, PAGE #69, DIAGRAM H)	4

H-33

ELIMINATOR SHAFTS ASSEMBLY

NOTE: Need 4 (four) shafts each of "F" and "G". And only 1 (one) each of the other shafts. Finger rollers and shaft is reversed on Assy "D", as compared to Assy "F".



H-33

FINGER ROLL ELIMINATOR SHAFT ASSEMBLY

ITEM # PART # DESCRIPTION QTY

SHAFT E

	821557	SHFT,HARV,48" DRV FNGR ROLL W/O BRG&SPK	1
1	231082	BRNG,2BOLT,FLNG,1-1/4" BORE VF2S-120	2
2	881107	SPRCT,H60BS14 x 1-1/4"BORE	1
4	501950	COLLAR,SHAFT,SET,SCREW,1-1/4"	2
6	981091	ROLL,RUBBER,FINGER,1-1/4"BR STD2-3/4"HUB	16
12	981236	ROLL,RUBBER,FINGER,LH,1-1/4" BR 2-1/4" HUB	1
14	821172	SHFT,SQ,48"ELIM,1-1/4" x 46-1/4" FIT ALL	1
15	981235	ROLL,RUBBER,FINGER,RH,1-1/4" BR 2-1/4" HUB	1

SHAFT F

	821558	SHFT,HARV,48" JCK FNGR ROLL W/O BRG&SPK	1
1	231082	BRNG,2BOLT,FLNG,1-1/4" BORE VF2S-120	2
2	881107	SPRCT,H60BS14 x 1-1/4"BORE	2
4	501950	COLLAR,SHAFT,SET,SCREW,1-1/4"	2
5	981229	ROLL,RUBBER,SPACER,1/2" x 1-1/4" SQ BORE	4
6	981091	ROLL,RUBBER,FINGER,1-1/4"BR STD2-3/4"HUB	17
16	821449	SHFT,SQ,48"ELIM,1-1/4" x 46-1/4" JACK SHAFT	1

SHAFT G

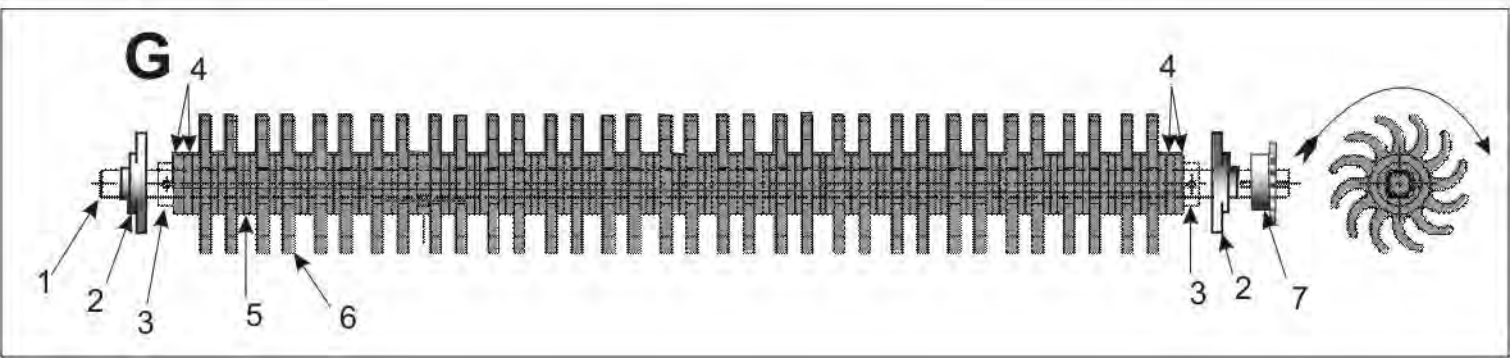
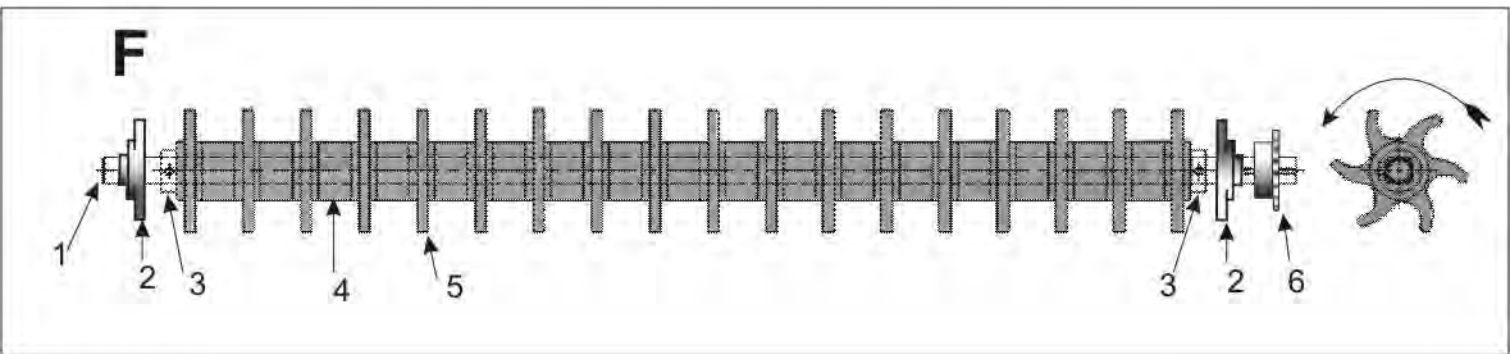
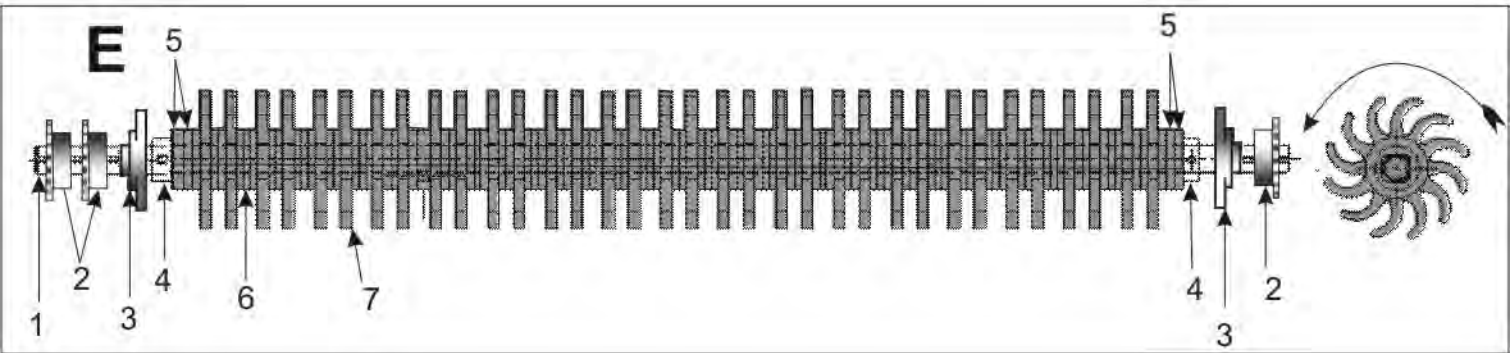
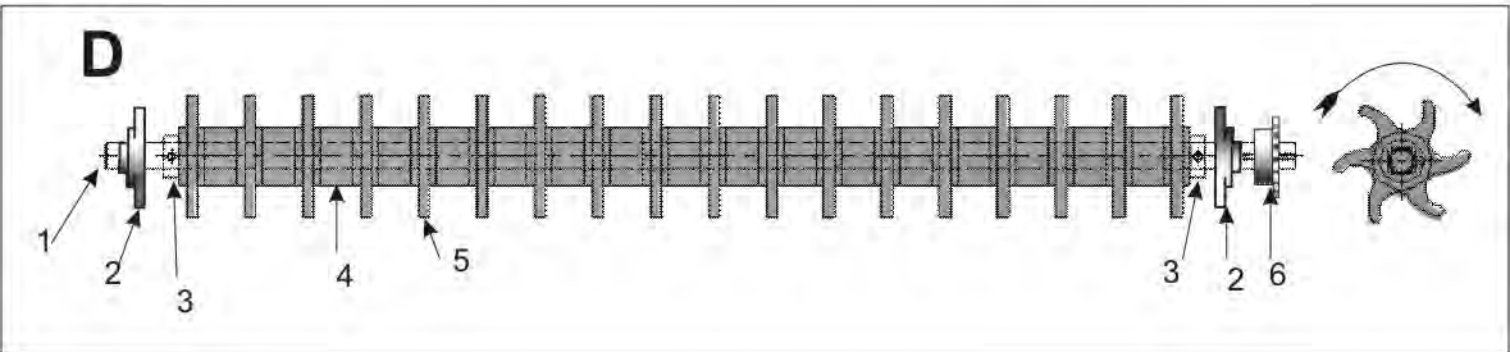
	821559	SHFT,HARV,48" HLF FNGR ROLL W/O BRG&SPK	4
1	231082	BRNG,2BOLT,FLNG,1-1/4" BORE VF2S-120	2
2	881107	SPRCT,H60BS14 x 1-1/4"BORE	1
4	501950	COLLAR,SHAFT,SET,SCREW,1-1/4"	2
6	981091	ROLL,RUBBER,FINGER,1-1/4"BR STD2-3/4"HUB	16
12	981236	ROLL,RUBBER,FINGER,LH,1-1/4" BR 2-1/4" HUB	1
14	821172	SHFT,SQ,48"ELIM,1-1/4" x 46-1/4" FIT ALL	1
15	981235	ROLL,RUBBER,FINGER,RH,1-1/4" BR 2-1/4" HUB	1

SHAFT H

	821560	SHFT,HARV,48" WHOLE FNGR RLL W/O BRG&SPK	1
1	231082	BRNG,2BOLT,FLNG,1-1/4" BORE VF2S-120	2
2	881107	SPRCT,H60BS14 x 1-1/4"BORE	1
4	501950	COLLAR,SHAFT,SET,SCREW,1-1/4"	2
5	981229	ROLL,RUBBER,SPACER,1/2" x 1-1/4" SQ BORE	4
6	981091	ROLL,RUBBER,FINGER,1-1/4"BR STD2-3/4"HUB	16
14	821172	SHFT,SQ,48"ELIM,1-1/4" x 46-1/4" FIT ALL	1

H-33

EURO ELEMATOR SHAFTS ASSEMBLY



H-33

EURO ROLL ELIMINATOR SHAFT ASSEMBLY

ITEM # PART # DESCRIPTION QTY

SHAFT E

	821564	SHFT,HARV,48" DRV EURO FNGR W/O BRG&SPK	1
1	821172	SHFT,SQ,48",ELIM,1-1/4"x46-1/4" FITS ALL	1
2	231035	BRNG,2BOLT,FLNG,1-1/4" BORE DODGE 124649	2
3	501950	COLLAR,SHAFT,SET,SCREW,1-1/4"	2
4	981297	ROLL,RUBBER,SPACER,1-1/2"x1-1/4"SQ BORE	18
5	981295	ROLL,RUBBER,FINGER,6,POINT,1-1/4"BORE	17
6	881107	SPRCKT,H60BS14x1-1/4" BORE	1

SHAFT F

	821665	SHFT,HARV,48"JCK EURO FNGR W/O BRG&SPK	1
1	821380	SHFT,SQ,48",ELIM,1-1/2"x46-1/4"JACK SHFT	1
2	881107	SPRCKT,H60BS14x1-1/4" BORE	3
3	231035	BRNG,2BOLT,FLNG,1-1/4" BORE DODGE 124649	2
4	501950	COLLAR,SHAFT,SET,SCREW,1-1/4"	2
5	981229	ROLL,RUBBER,SPACER,1/2" x 1-1/4" SQ BORE	4
6	981296	ROLL,RUBBER,SPACER,3/8" x 1-1/4" SQ BORE	16
7	981294	ROLL,RUBBER,FINGER,12,POINT,1-1/4"BORE	34

SHAFT G

	821566	SHFT,HARV,48"EURO 6 FNGR W/O BRG&SPK	4
1	821172	SHFT,SQ,48",ELIM,1-1/4"x46-1/4" FITS ALL	1
2	231035	BRNG,2BOLT,FLNG,1-1/4" BORE DODGE 124649	2
3	501950	COLLAR,SHAFT,SET,SCREW,1-1/4"	2
4	981297	ROLL,RUBBER,SPACER,1-1/2"x1-1/4"SQ BORE	18
5	981295	ROLL,RUBBER,FINGER,6,POINT,1-1/4"BORE	17
6	881107	SPRCKT,H60BS14x1-1/4" BORE	1

SHAFT H

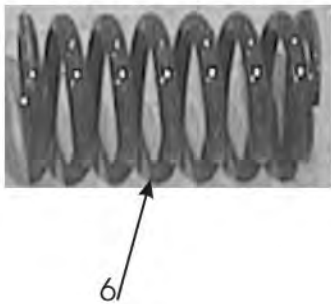
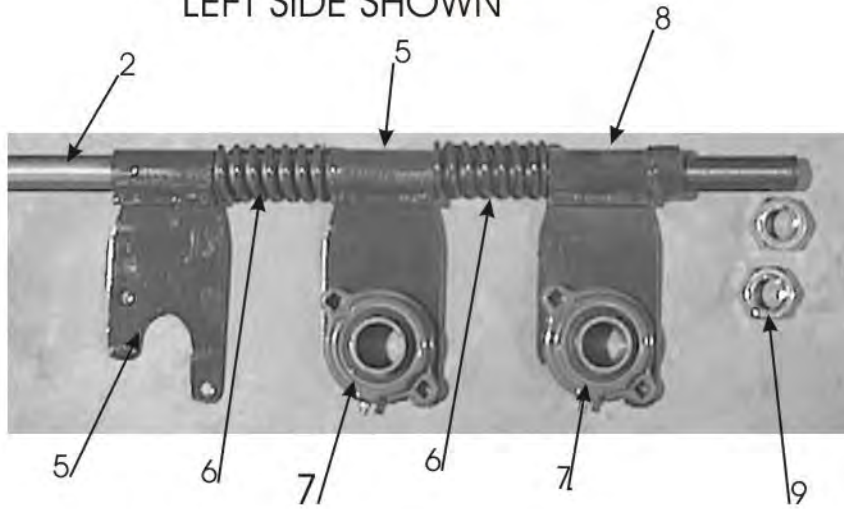

	821567	SHFT,HARV,48" EURO 12 FNGR W/O BRG&SPK	4
1	821380	SHFT,SQ,48",ELIM,1-1/2"x46-1/4"JACK SHFT	1
2	881107	SPRCKT,H60BS14x1-1/4" BORE	3
3	231035	BRNG,2BOLT,FLNG,1-1/4" BORE DODGE 124649	2
4	501950	COLLAR,SHAFT,SET,SCREW,1-1/4"	2
5	981229	ROLL,RUBBER,SPACER,1/2" x 1-1/4" SQ BORE	4
6	981296	ROLL,RUBBER,SPACER,3/8" x 1-1/4" SQ BORE	16
7	981294	ROLL,RUBBER,FINGER,12,POINT,1-1/4"BORE	34

H-34

ELIMINATOR FINGER SHAFTS ADJUSTMENT ASSEMBLY



LEFT SIDE SHOWN



NOTE: All Parts are the same for the RIGHT SIDE except for ITEM #10.

H-34




ELIMINATOR FINGER SHAFT ADJUSTMENT ASSEMBLY

ITEM #	PART #	DESCRIPTION	QTY
1	821448	SHFT,DT,1" x 55" DT 1/2" ONE END/12" THREAD	2
2	171326	MOUNT,ELIM,BEARING, UNIVERSAL	16
3	981270	SPRING,ELIM,3.1"L x 1.64"D .218 7.75COIL	16
4	231082	BRNG,2BOLT,FLNG,1-1/4"BORE VF2S-120	18
5	171327	MOUNT,ELIM,BEARING WITH NUT LEFT HAND	1
6	501817	NUT,HEX,1"-8UNC	4
7	171328	MOUNT,ELIM,BEARING WITH NUT RIGHT HAND	1
8	171327	MOUNT,ELIM,BEARING WITH NUT LEFT HAND	1
9	501817	NUT,HEX,1"-8UNC	4
10	171328	MOUNT,ELIM,BEARING WITH NUT RIGHT HAND	1

NOTE: QTY Reflects both LEFT and RIGHT side.

H-35

BOOM & PICKING TABLE DRIVE ASSEMBLY

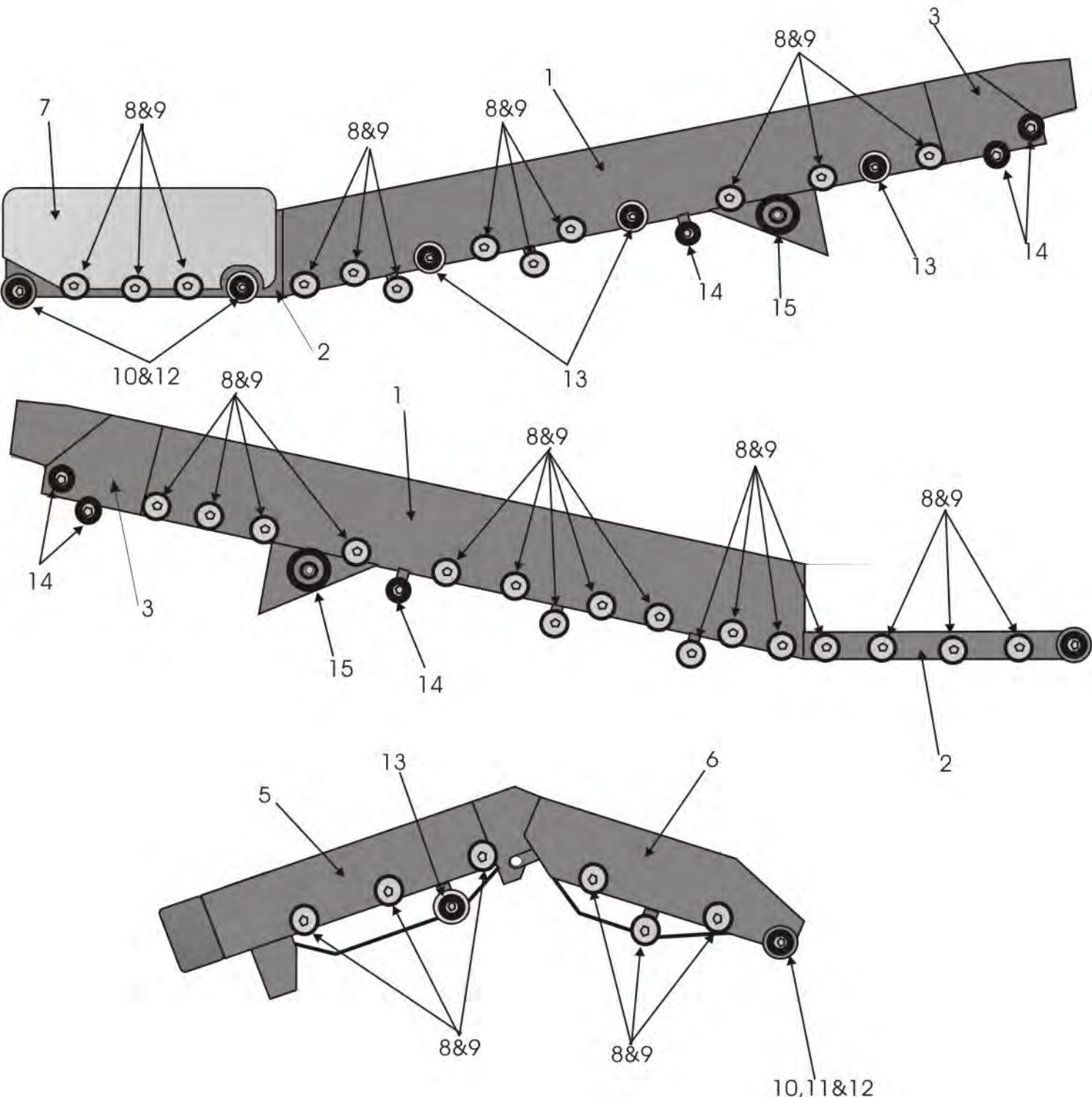


H-35

BOOM & PICKING TABLE DRIVE ASSEMBLY

ITEM #	PART #	DESCRIPTION	QTY
1	881188	SPRCKT,H80BS14 x 1" BORE 1/4" KEYWAY	1
2	601656	MTR,HYD,10,CU,IN,MG,1"DIA SHORT WOODUFF	1
3	351821	ASSY,#80R RLR CHN x77" VC ROLLER 5600	1
4	351367	LNIK,CHN,RLR,MASTER,80 PITCH *HEAVY DUTY	1
5	881140	IDLER,80 PITCH,5/8" BORE 12 TOOTH #704	1
6	881172	SPRCKT,H80BS18 x 1-3/8" BORE 5/16" KEYWAY	1
7	821389	SHFT,TK,1-3/8" x 45-1/4" (3-4.5-4.5) 5/16" KEYWAY	1
8	231121	BRNG,PB,1-3/8",ECC LOCK "R" SEAL RAK WIDE	2
9-42-10	321575	SPRCKT,CAST,10T 42MM 1-3/8" BORE 5/16" KEY	2
	OR		
9-45-10	321567	SPRCKT,CAST,10T 45MM 1-3/8" BORE 5/16" KEY	2
	OR		
9-50-8	321569	SPRCKT,CAST,8T 50MM 1-3/8" BORE 5/16" KEY	2

H-36 PICKING TABLE ROLLER ASSEMBLY



H-36


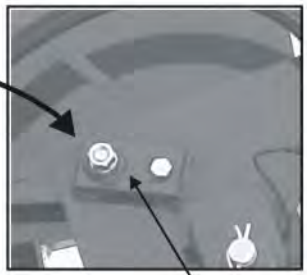
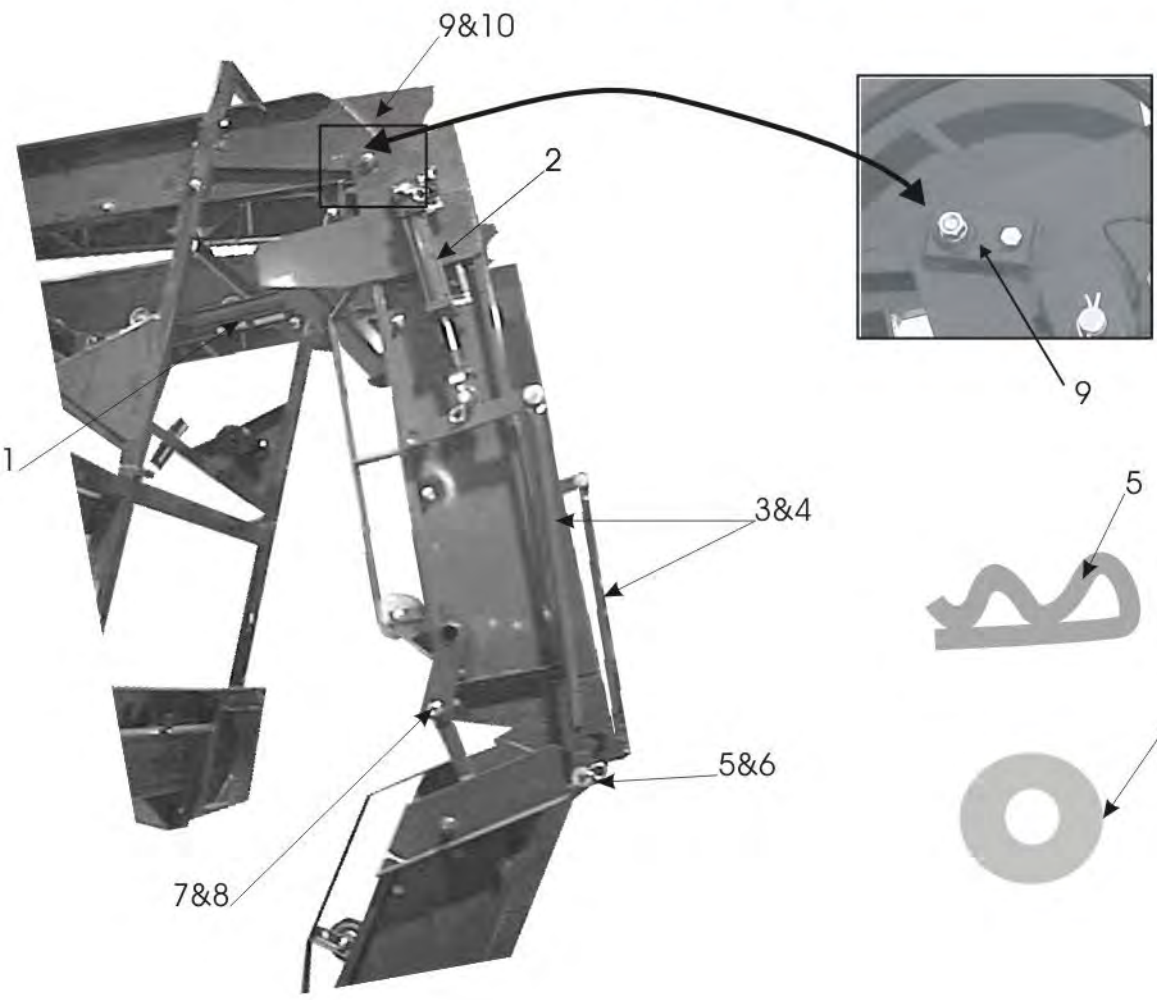
PICKING TABLE & BOOM ROLLER ASSEMBLY

ITEM #	PART #	DESCRIPTION	QTY
1	131395	FRAME,PICKING,TABLE 4 ROW HARVESTER	1
2	171429	HOPPER,PICKING,TABLE,37"x66" 5600	1
3	131396	EXTENSION,PICKING,TABLE,LH,TO BOOM 5600	1
4	131397	EXTENSION,PICKING,TABLE,RH,TO BOOM 5600	1
5	171398	BOOM,INNER,WELDMENT 5600 HARVESTER BARE	1
6	171399	BOOM,OUTER,WELDMENT 5600 HARV BARE	1
7	981352	UHMW,PICKING TABLE 1/4"x15"x72"WHT	1
8	351314	RLR,BLTD,CHN,5/8"x4" RUBBER #813R	34
9	351309	STANDOFF,RLR,BLTD,CHN,5/8" x 1-1/4" #750	34
10	351307	SCAPER,LH,BLTD,CHN,RLR,3-1/2" STR BLADE	2
11	351308	SCAPER,RH,BLTD,CHN,RLR,3-1/2" STR BLADE	2
12	351306	RLR,BTLD,CHN,5/8" x 5" FLNG SMOOTH TEROG	4
13	351311	RLR,BLTD,CHN,5/8" x 5" FLNG AGPARTS#200	5
14	351316	RLR,BLTD,CHN,5/8" x 3-1/2" RUBBER TEROG	6
15	351318	RLR,BLTD,CHN,5/8" x 6-9/16"OD x 2-1/4"W RBBR	2

9 Rollers may require a spacer or spacers to make proper fit of chain to hopper.

5" OD. #171312 1/8" 1/4" 3/8" 1/2"
 #171313 #171314 #171315

H-37 BOOM LIFT ASSEMBLY



H-37




BOOM LIFT ASSEMBLY

ITEM #	PART #	DESCRIPTION	QTY
1	601654	CYLNDR,TIE,ROD,3" x 24" SAE 34-1/4"	1
2	601202	CYLNDR,TIE,ROD,2" x 10" SAE 20-1/4"	1
3	171402	TIEROD,TUBE,OUTER,BOOM 5600 HARVESTER	2
4	171403	TIEROD,END,OUTER,BOOM 5600 HARVESTER	2
5	501220	HAIRPIN,COTTER,3/16" x 3-3/4"	2
6	501371	WASHER,FLAT 5/8" (SAE)	2
7	501190	BOLT,HEX,HD,1"-8UNC x 4" GR 5	2
8	501713	NUT,LOCK,1"-8UNC NYLON INSERT	2
9	131397	EXTENSION,PICKING, TABLE,RH,TO BOOM 5600	1
10	131396	EXTENSION,PICKING, TABLE,LH,TO BOOM 5600	1

H-38

COULTER HUB ASSEMBLY & BLADE OPTIONS

ITEM #1



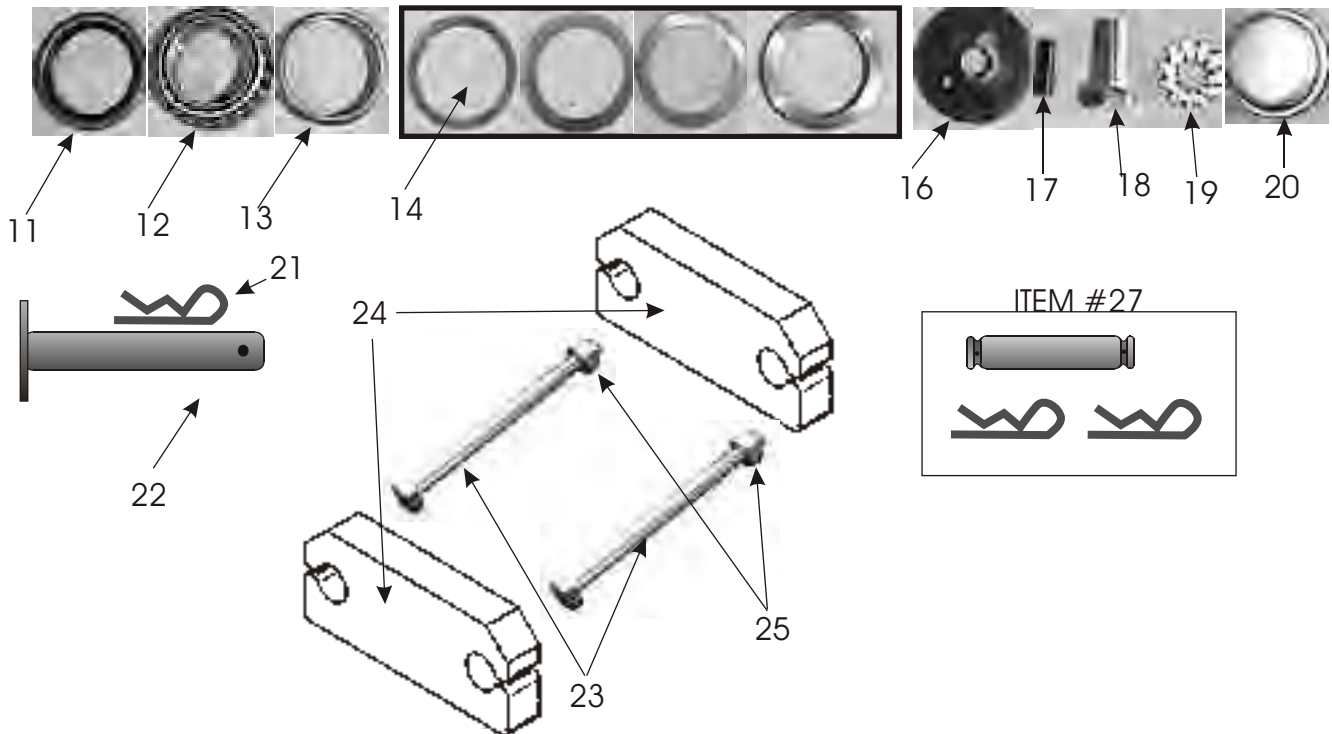
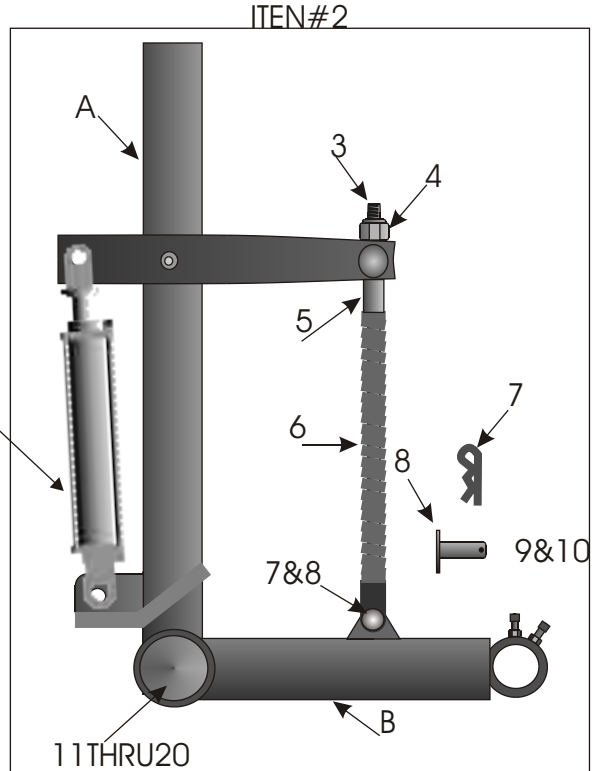
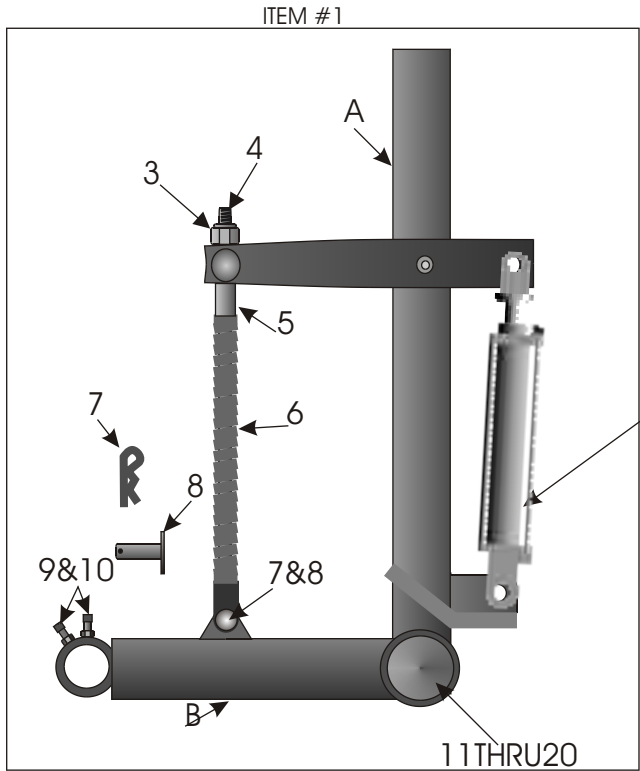
H-38

COULTER HUB ASSEMBLY & BLADE OPTIONS

ITEM #	PART #	DESCRIPTION	QTY
1	171615	ASSEMBLY,COULTER,HUB/SPINDLE 5100/5600	2
A	571079	CAP,DUST,WHL,DRV,GRBX FOR #710 (3.255")	1
B	501085	BOLT,HEX,HD,1/2"-13UNC x 1" GR 5	1
C	502292	PIN,ROLL,1/4" x 1"	1
D	502237	WASHER,LOCK,STAR,1/2" INTERNAL/EXTERNAL	1
E	951187	WASHER,LOCK,PIN,.546" ID x 2.38" OD. x 1/4" THICK	1
F	951186	SHIM,KIT,2" ID x 2.650 OD INCLUDES	1
		1/4" SPACER 2.650 OD x 2"ID x .250" THICK	1
		SPACER 2.650 OD x 2"ID x .010" THICK	2
		SPACER 2.650 OD x 2"ID x .020" THICK	1
G	231125	BRNG,WHEEL,2",TAPERED ROLLER(WHEEL CONE)	2
H	951172	RACE,TAPERED,2",BEARING,WHEEL CUP	2
I	781297	HUB,CLTER,4" OD 2.9" ID x 3" L,6 HOLE,5.25BC	1
J	501251	BOLT,HEX,HD,1/2"-13UNC x 1-1/4" GR 5	6
K	501934	WASHER,LOCK,SPLIT,1/2"	6
L	310035	HUB,COULTER,4"ODx2.9"IDx3"L,6HOLE,5.25BC	1
M	201050	SPINDLE,COULTER,ARM 2" x 12"	1
2	210032	PLATE,CLDR,REINFORCEMENT,1/4"x4-1/16"IDx 11"OD	2
3	210001	COULTER,28",WAVY,3/8"T1,6 HOLE 6" BC	2
4	210003	COULTER,28",NOTCHED,5/16"S1080,6 HL,6" BC	2
5	210002	COULTER,28",STRAIGHT,3/8"T1,6 HOLE,6" BC	2

REVISED: Added Item #1, Part # 171615 Coultter Hub Assembly.

H-39-A WIDE COULTER ASSEMBLIES

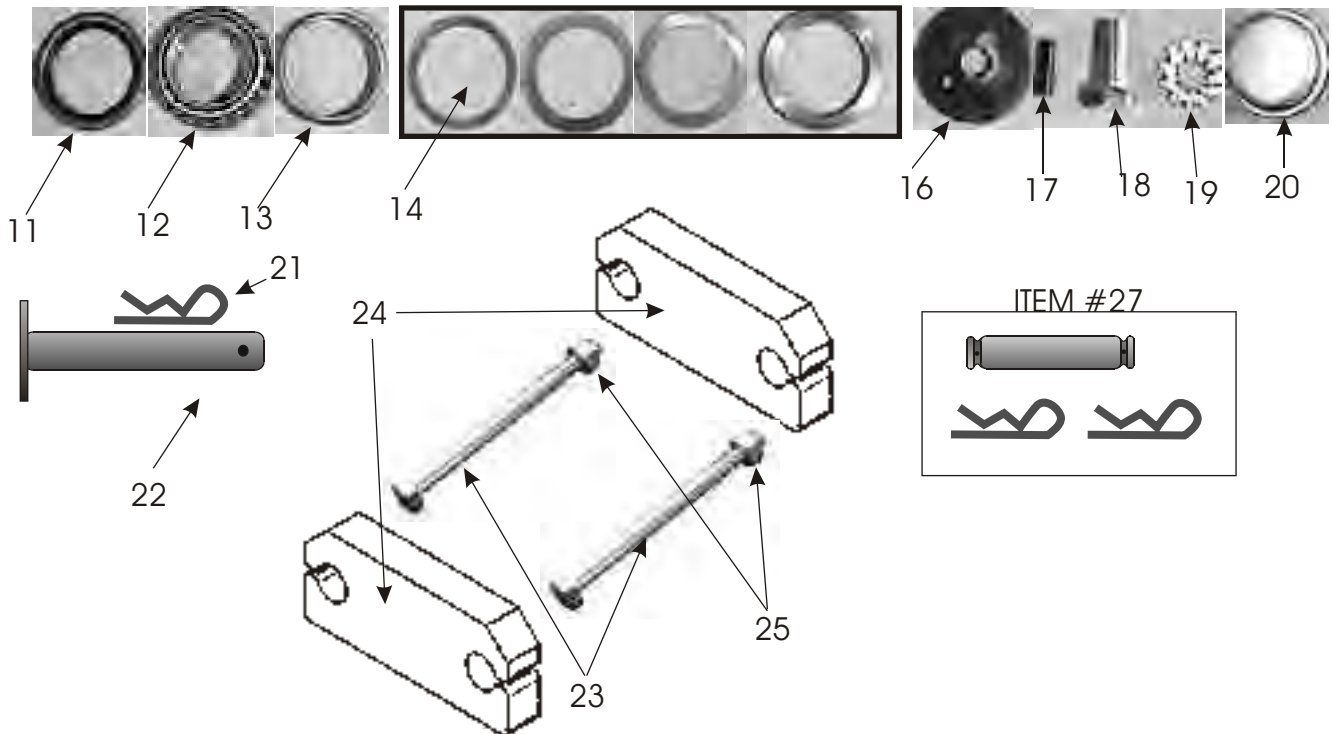
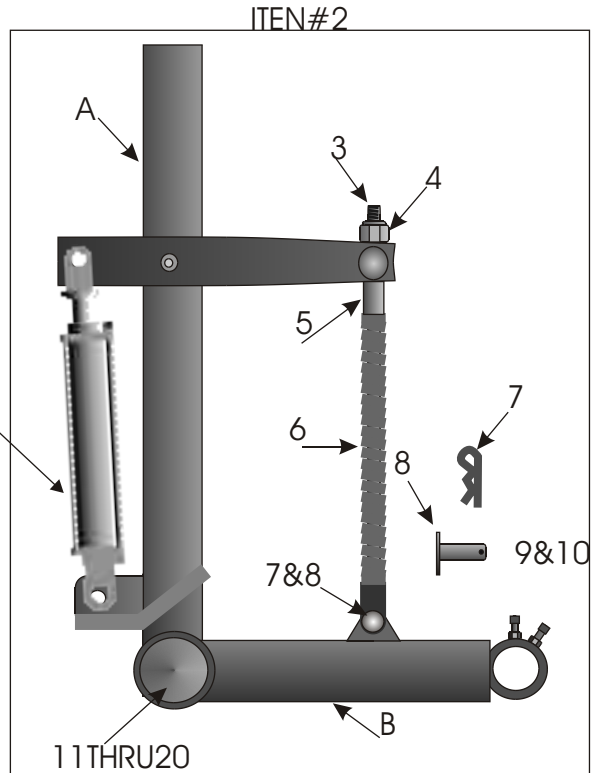
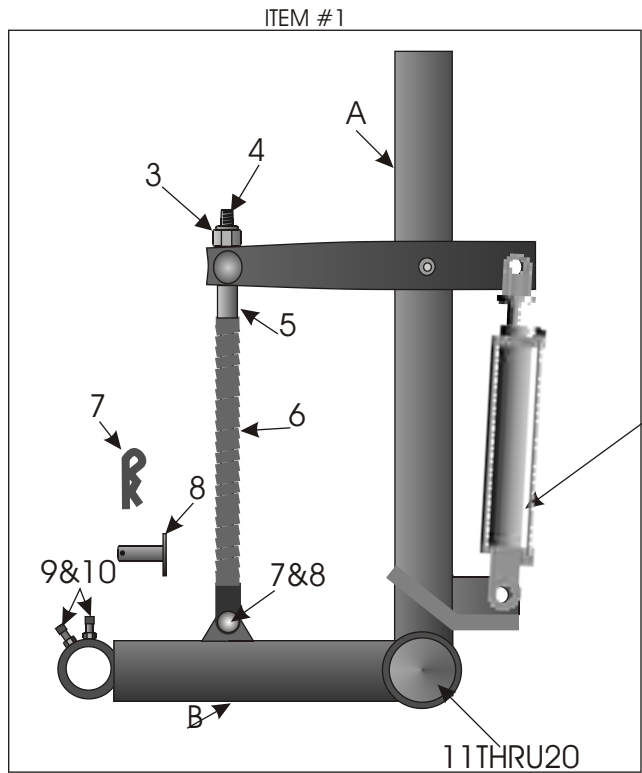


H-39-A

WIDE COULTER ASSEMBLIES

ITEM #	PART #	DESCRIPTION	QTY
1	171613	COULTER,ASSY,LH,WIDE W/O SPDL 5100/5600	1
A	171263	ARM,SIDE,COULTER,LH	1
B	171262	ARM,SWING,COULTER LEFT HAND WIDE BARE	1
2	171614	COULTER,ASSY,LH,WIDE W/O SPDL 5100/5600	1
A	171264	ARM,SIDE,COULTER,RH WIDE BARE	1
B	171248	ARM,SWING,COULTER,RH WIDE BARE	1
NOTE:ALL OTHER PARTS ARE THE SAME			
QTY REFLECTS BOLTH RIGHT AND LEFT SIDES			
3	171265	ROD,SPRING,TENSION,COULTER	2
4	501713	NUT,LOCK,HEX,1"8-UNC NYLON INSERT	2
5	171367	SPACER,COULTER,TENSION,ROD,1.5"ODx1.5"LG	2
6	981267	SPRING,24" x 2" COMPRESSION .437"DIA WIRE	2
7	501220	HAIRPIN,COTTER,3/16"x3-3/4" #21-08	2
8	171368	PIN,COULTER,TENSION,ROD,1"x2.31"LONG	2
9	502257	SCREW,SET,SCKT,HD,3/8"-16 x 1" KNURLED	6
10	501809	NUT,HEX,3/8-16UNC	6
11	951171	SEAL,WHEEL,BEARING,2.625"x3.500"x.375"	2
12	231125	BRNG,WHEEL,2",TAPERED RLR (WHEEL CONE)	4
13	951172	RACE,TAPERED,2",BEARING,WHEEL CUP	4
14	951186	SHIM,KIT,2" ID x 2.650 OD INCLUDES	2
		1/4" SPACER 2.650 OD x 2"ID x .250" THICK	1
		SPACER 2.650 OD x 2"ID x .010" THICK	2
		SPACER 2.650 OD x 2"ID x .020" THICK	1
16	951187	WASHER,LOCK,PIN,.546"ID x 2.38"OD x 1/4"THICK	2
17	502292	PIN,ROLL,1/4" x 1"	2
18	501085	BOLT,HEX,HD,1/2"-13UNC x 1" GR 5	2
19	502237	WASHER,LOCK,STAR,1/2" INTERNAL/EXTERNAL	2
20	571079	CAP,DUST,WHL,DRV,GRBX FOR #710 (3.255")	2
21	501220	HAIRPIN,COTTER,3/16"x3-3/4" #21-08	2
22	171369	PIN,COULTER,CYLINDER,1"x4.63"LONG	2
23	502624	BOLT,HEX,HD,1/2"-13 UNC x 6" GR8	8
24	172820	SPACER,COULTER,ARM,MOUNT,3/4"x2"x4-3/4"	8
25	501812	NUT,HEX,1/2"-13UNC	8
26	601382	CYLNDR,TIE,ROD,2"x8" ASAE 20-1/4"	2
27	601460	PIN,CLEVIS,1"x3-1/2" TIE,ROD,CYLNDR W/HP	2

H-39-B NARROW COULTER ASSEMBLIES



H-39-B

NARROW COULTER ASSEMBLIES

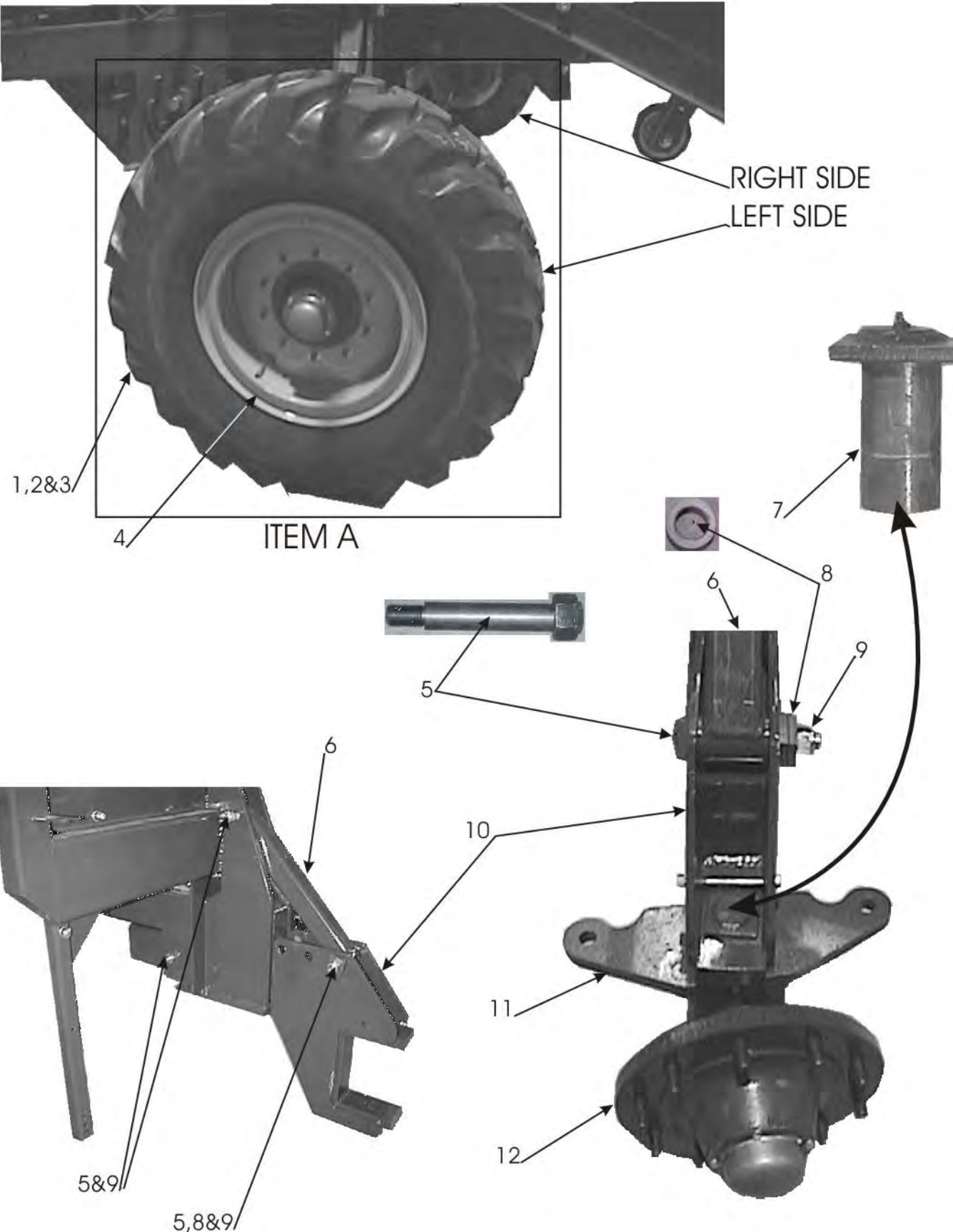
ITEM #	PART #	DESCRIPTION	QTY
1	171861	COULTER,ASSY,LH TRLNG W/O SPNDL NRRW	1
A	171766	ARM,SIDE,COULTER LH BARE NRRW NOSE	1
B	171768	ARM,SWING,COULTER LH BARE NRRW NOSE	1
2	171860	COULTER,ASSY,RH TRLNG W/O SPNDL NRRW	1
A	171765	ARM,SIDE,COULTER RH BARE NRRW NOSE	1
B	171767	ARM,SWING,COUTER RH BARE NRRW NOSE	1

NOTE:FOR ITEMS 3 TRU 27 REFER BACK TO

PAGE 75

H-40

WHEEL & AXLE ASSEMBLY



H-40

WHEEL & AXLE ASSEMBLY

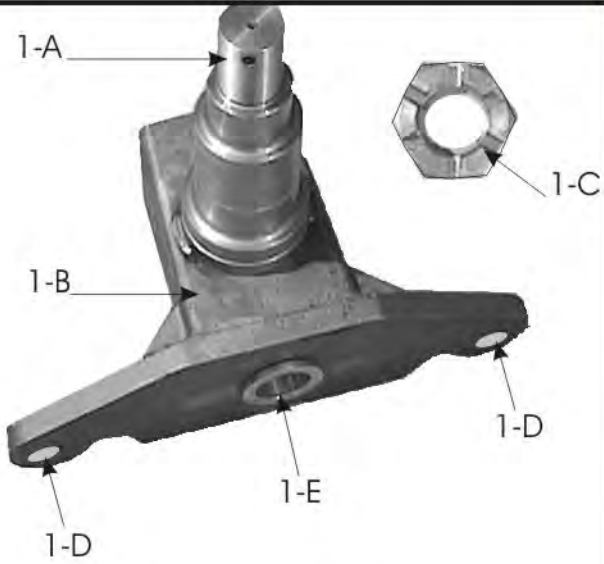
ITEM #	PART #	DESCRIPTION	QTY
A	951271	TIRE,&,RIM,14x25" 16PLY GRADER TIRE 5640	2
1	951176	TIRE,14 x 24" 16PLY TUBELESS GRADER TIRE	1
2	951185	TUBE,RADIAL,TRUCK,(FOR 14"x24"HARVESTER)	1
3	951201	TUBE,FLAP,GRADER,1300/1400-24 (W/951185)	1
4	951178	RIM,24",10HOLE,3 PIECE,TUBELESS 13.187"BC	1
5	181576	PIN,AXLE,PLACEMENT 1-1/4" x 7-1/4" x 1"- 8 UNC	3
6	171406	BRACE,SLIDE,AXLE,22.63" LONG 5640 HARV	2
7	171340	PIN,KING,STEERING,2" x 4-3/8" W/KEEPER	2
8	181588	SPACER,AXLE,2" OD x 1.28" ID x .5" LONG	3
9	501713	NUT,LOCK,HEX,1"-UNC NYLON INSERT	3
10	171405	AXLE,SLIDE,5640 HARVESTER 4 ROW	2
11	321582	SPINDLE,STEERING,10HOLE,4-1/2" x 21" AXLE (REFER TO SECTION H-43, PAGE #78)	1
12	951175	HUB,COMPLETE,10HOLE,13.187"BC,11"PILOT (REFER TO SECTION H-43, PAGE #78)	1

NOTE: The right side tire is to be mounted on rim opposite of left side.
Left side shown. (QTY Reflects Left side only)

H-41


HUB & SPINDLE ASSEMBLY

Item #1

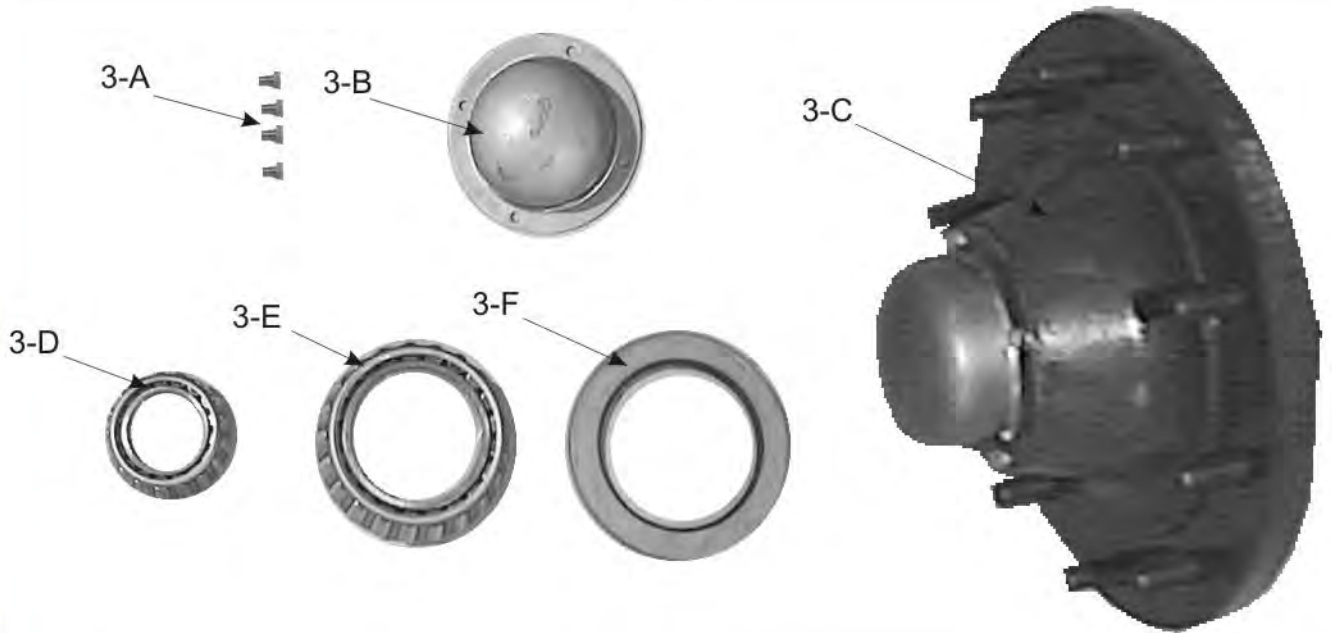


6

Item #2



Item #3



H-41

HUB & SPINDLE ASSEMBLY

ITEM #	PART #	DESCRIPTION	QTY
ITEM # 1			
1	321582	SPINDLE,STEERING,10HOLE,4-1/2" x 21" AXLE	1
1-A	201044	AXLE,10 HOLE,4-1/2" x 21" S5301-P-10 HARV	1
1-B	321599	SPINDLE,BLOCK,LARGE 2 DEGREE MACHINED	1
1-C	951200	NUT,SLOTTED,2"-12UNF x 1-1/8" THICK	1
1-D	231155	BUSHING,TENSION 1"ID x 1/8"WALL x 1"L	2
1-E	181544	BUSHING,BRONZE,KING,2" BORE x 1-5/16" LONG	2
ITEM # 2			
2	951217	HUB,ONLY,10 HOLE W/STUDS,RACES& LUG NUTS	1
2-A	951220	STUD,BOLT,3/4"-16UNF 10 HOLE HUB P201630	10
2-B	951222	NUT,LUG,3/4"-16UNF WITH FLANGE	10
2-C	951218	RACE,OUTER,BRNG HM212011 TIMKEN	1
2-D	951221	RACE,INNER,BRNG,HM218210 TIMKEN	1
ITEM # 3			
3	951175	HUB,COMPLETE,10HOLE,13.187"BC,11"PILOT	1
3-A	502354	BOLT,HEX,HD,5/16"-18UNC x 1/2" GR5	4
3-B	951213	CAP,DUST,10HOLE	1
3-C	951217	HUB,ONLY,10 HOLE W/STUDS,RACES& LUG NUTS	1
3-D	231140	BRNG,GREASE,OUTER,10 HOLE L12049	1
3-E	231108	BRNG,WHEEL,10 HOLE,INNER HM218-248	1
3-F	951153	SEAL,GREASE,INNTER,10 HOLE CR43771	1
4	502336	PIN,COTTER,5/16" x 5"	1
5	502328	WASHER,AXLE,2.06"ID x 4.00"OD x .250 THICK	1

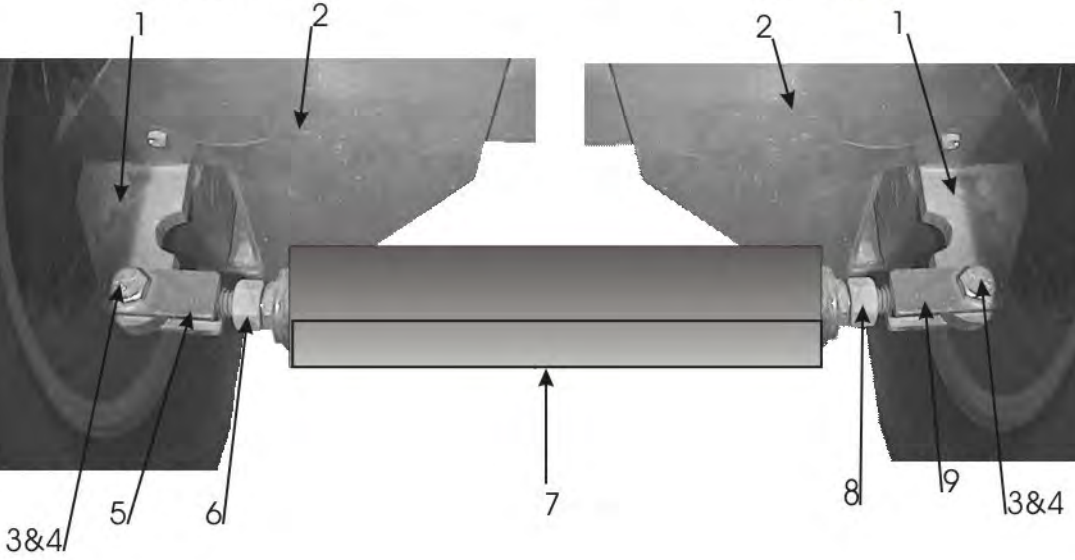
H-42

STEERING AXLE ASSEMBLY


FRONT

RIGHT SIDE

LEFT SIDE



BACK LEFT SIDE



H-42

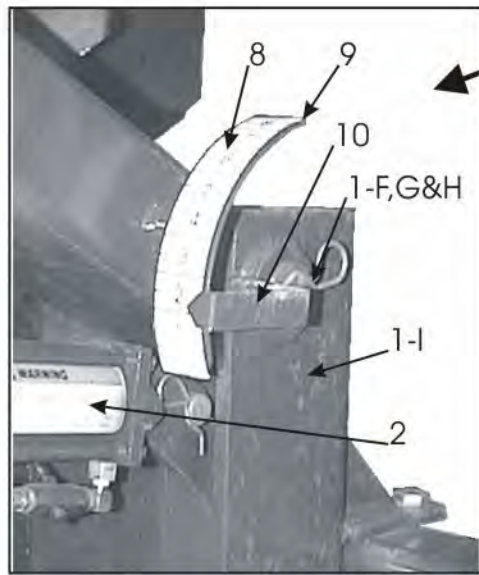
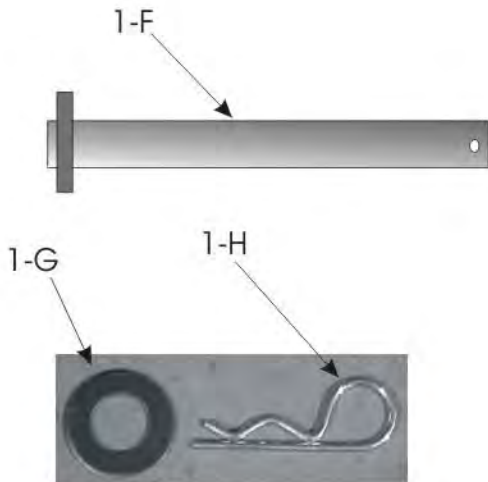
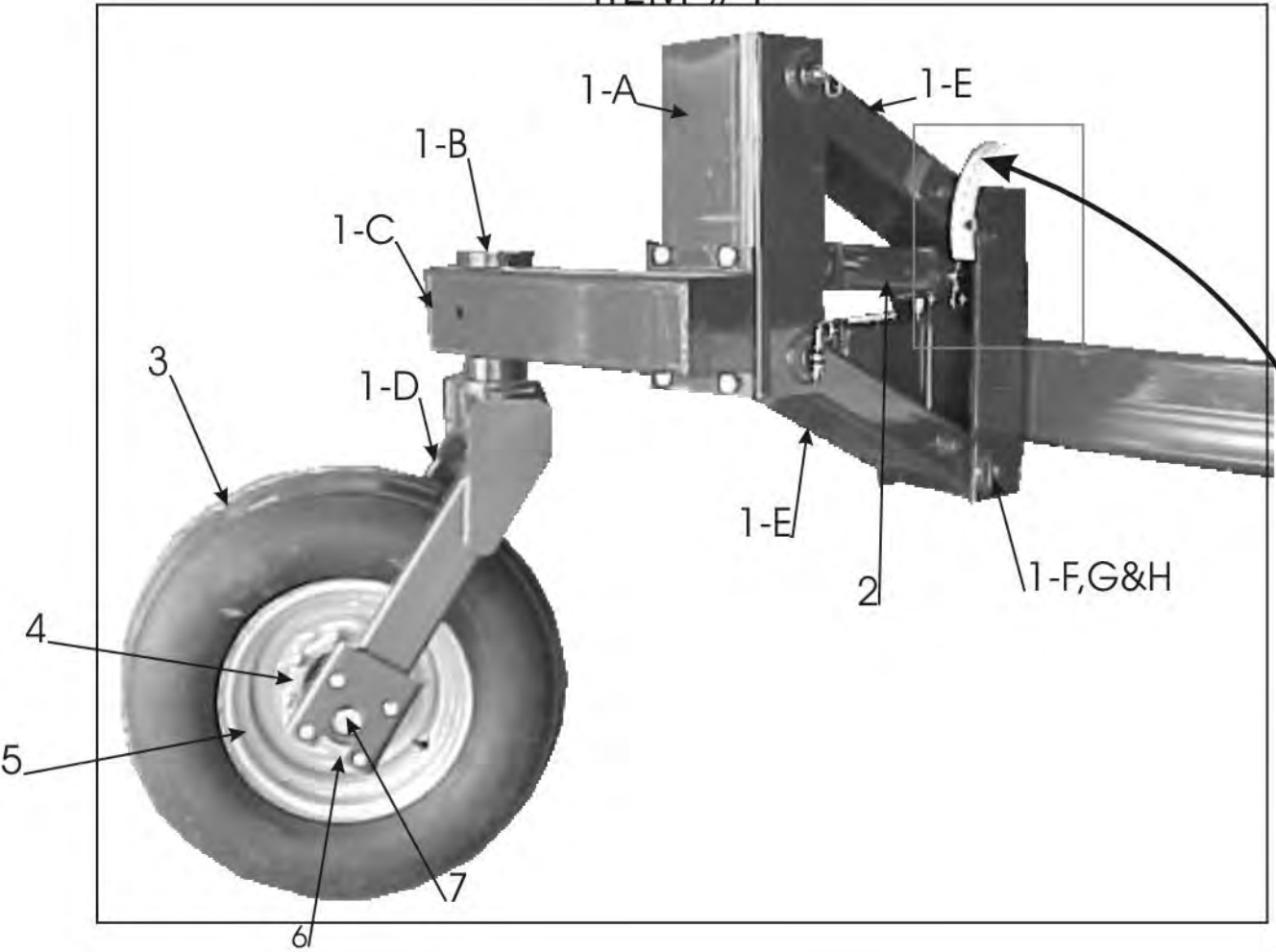
STEERING AXLE ASSEMBLY

ITEM #	PART #	DESCRIPTION	QTY
1	951289	ASSY,SPINDLE STEERING 10HOLE 2DEGREE	2
2	171405	AXLE,SLIDE,5640 HARVESTER 4 ROW	2
3	501190	BOLT,HEX,HD,1"-8UNC x 4" GR 5	2
4	501713	NUT,LOCK,1"-8UNC NYLON INSERT	2
5	171430	TIEROD,END,RH,STEERING 5600	1
6	502208	NUT,ACME,1-1/8"-5,RH,THREAD HEAVY HEX CS	1
7	171428	TIE,ROD,TUBE 38" ROW SPACING 5640	1
	171481	TIR,ROD,TUBE 36" ROW SPACING 5640	1
	171480	TIE,ROD,TUBE 34" ROW SPACING 5640	1
NOTE:TIE ROD DEPENDENT ON ROW SPACING			
8	502316	NUT,ACME,1-1/8"-5,THREAD HEAVY HEX CS	1
9	171431	TIEROD,END,LH,STEERING 5600	1
10	601475	CPLG,HYD,90DEG,2501-6-8(6MJ-8MP)	2
11	601583	CYLNDR,TIE,ROD,3" x 8" SAE 20-1/4"	1
12	601666	HOSE,ASSEM,3/8" x 324"(27 FT) 6FJS-6FJS 6M3K 3000PSI	1
13	601665	HOSE,ASSEM,3/8" x 312"(26 FT) 6FJS-6FJS 6M3K 3000PSI	1
14	171407	MOUNT,PLATE,STEERING,CYL 5640	1

H-43

SUPPORT WHEEL ASSEMBLY (OFFSET TOW HITCH ONLY)

ITEM #1




H-43

SUPPORT WHEEL ASSEMBLY (OFFSET TOW HITCH ONLY)

ITEM #	PART #	DESCRIPTION	QTY
1	131401	ASSEMBLY,SUPPROT,WHEEL,WELDMENT 5640	1
1-A	171449	MOUNT,SUPPORT,WHEEL,HINGE,OUTER,5640	1
1-B	171447	CAP,SUPPORT,WHEEL 5640	1
1-C	172140	ARM,CRAZY,WHEEL,SUPPORT	1
1-D	171822	BRACKET,CRZY,WHL,16" BARE HARV RETROFIT	1
1-E	171448	HINGE,SUPPORT,WHEEL,COMPLETE 5640	2
1-F	181604	PIN,SUPPORT,WHEEL,HINGE 1" x 12" LONG	4
1-G	501910	WASHER,FLAT,1" USS ZINC PLT	4
1-H	501220	HAIRPIN,COTTER,3/16" x 3-3/4"	4
1-I	171450	MOUNT,SUPPORT,WHEEL,HINGE,INNER 5640	1
2	601583	CYLNDR,TIE,ROD,3" x 8" ASAE 20-1/4"	1
3	951177	TIRE,19L x 16.1" IMPLEMENT RIB	1
4	951207	HUB,ONLY,8 HOLE,1-3/4" BORE CRZY WHL	1
4-A	951198	NUT,LUG,WHEEL,5/8"-18UNF (8 HOLE HUB)	8
4-B	951197	STUB,BOLT,5/8"-18UNF (8 HOLE HUB)P151407	8
5	951179	RIM,16" x 16.1",8 HOLE,1,PIECE,TUBELESS	1
6	231163	BRNG,4BOLT,FLNG,1-3/4"BORE SET SCRW CLLR	2
7	821409	SHFT,SK,1-3/4" x 18" (4.25) 3/8" KEYWAY	1
8	300099	LABEL,DEPTH,INDICATOR (1 THRU 10)	1
9	171467	INDICATOR,DEPTH,PLATE,SUPPORT,WHEEL 5600	1
10	171469	INDICATOR,ARM,SUPPORT WHEEL 5600	1

H-44

BLOWER HOUSING & PLENUM ASSEMBLY (OPTION)



4 3




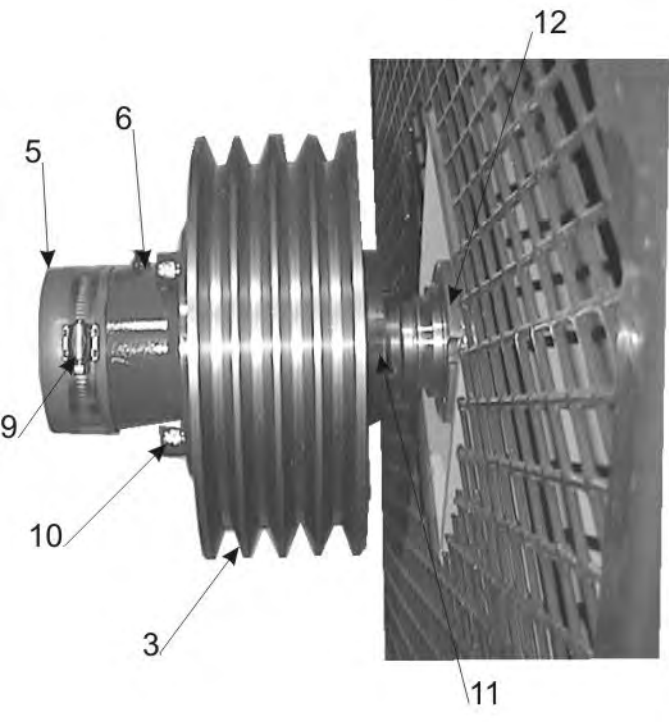

H-44

BLOWER HOUSING & PLENUM ASSEMBLY (OPTION)

ITEM #	PART #	DESCRIPTION	QTY
1	171419	HOUSING,BLOWER,WELDMENT	1
2	171410	PLENUM, TOP ELBOW,WELDMENT	1
3	171411	PLENUM,DUCT TRANS,WELDMENT	1
4	171412	PLENUM,WELDMENT	1

H-45

BLOWER HOUSING FRONT & DRIVE ASSEMBLY







H-45

BLOWER HOUSING FRONT & DRIVE ASSEMBLY

ITEM #	PART #	DESCRIPTION	QTY
1	171419	HOUSING,BLOWER,WELDMENT	1
2	841154	SHIELD,FRONT OPEN	1
3	781289	SHEAVE,4GROOVE,B,8.6"OD x 4"BORE (CLUTCH)	1
4	171418	MOUNT,BLOWER,END,BEARING 5640	1
5	601716	CAP,PLUG,3-1/2" DIA. #SL 3-1/2	1
6	781285	CLUTCH,OVERRUNNING EF5/2L	1
7	171410	PLENUM,TOP,ELBOW,WELDMENT	1
8	261565	BELT,POWER,BAND,4/B240	1
9	981269	CLAMP,HOSE,SS,3-1/16" TO 4" DIA. #56	1
10	502302	CAP,SCREW SOCKET HEAD 1/2"-20UNF x 1-1/4"	4
11	-----	INNER HUB ASSEMBLY (REFER TO SECTION H-48, PAGE #83)	1
12	231124	BRNG,4BOLT,2",FIXED DODGE 048257 (REFER TO SECTION H-50, PAGE #84)	1
13	901592	KEYSTOKE,3/8" SQUARE C4140	1
14	821399	SHFT,TK,2" x 43-1/4" (5-5-2.5) 3/8" & 1/2" KEYWAY	1

H-46

BLOWER OVERRUNNING CLUTCH ASSEMBLY



H-46

BLOWER OVERRUNNING CLUTCH ASSEMBLY

ITEM #	PART #	DESCRIPTION	QTY
1	781285	CLUTCH,OVERRUNNING EF5/2L	1
2	502302	SCREW,CAP,SCKT,HD,1/2"-20NF x 1-1/4"	4
3	502317	SCREW,CAP,SCKT,HD,1/2"-20NF x 2"ALLOY	4
4	781289	SHEAVE,4GROOVE,B,8.6"OD x 4"BORE(CLUTCH)	1
5	981269	CLAMP,HOSE,SS,3-1/16" TO 4" DIA. #56	1
6	601716	CAP,PLUG,3-1/2" DIA. #SL 3-1/2	1

PER 1999

7	502299	RING,SNAP,INTERNAL N1300-325	2
8	231126	BRNG,INSERT,1-3/4",ECC LOCK/FLAT OD AG	2
9	181540	ADAPTER,CLUTCH/SHEAVE 5.5"OD x 3.31"LONG	1
10	181541	SPACER,3.50"OD x .438"WALL x .700"LONG	1

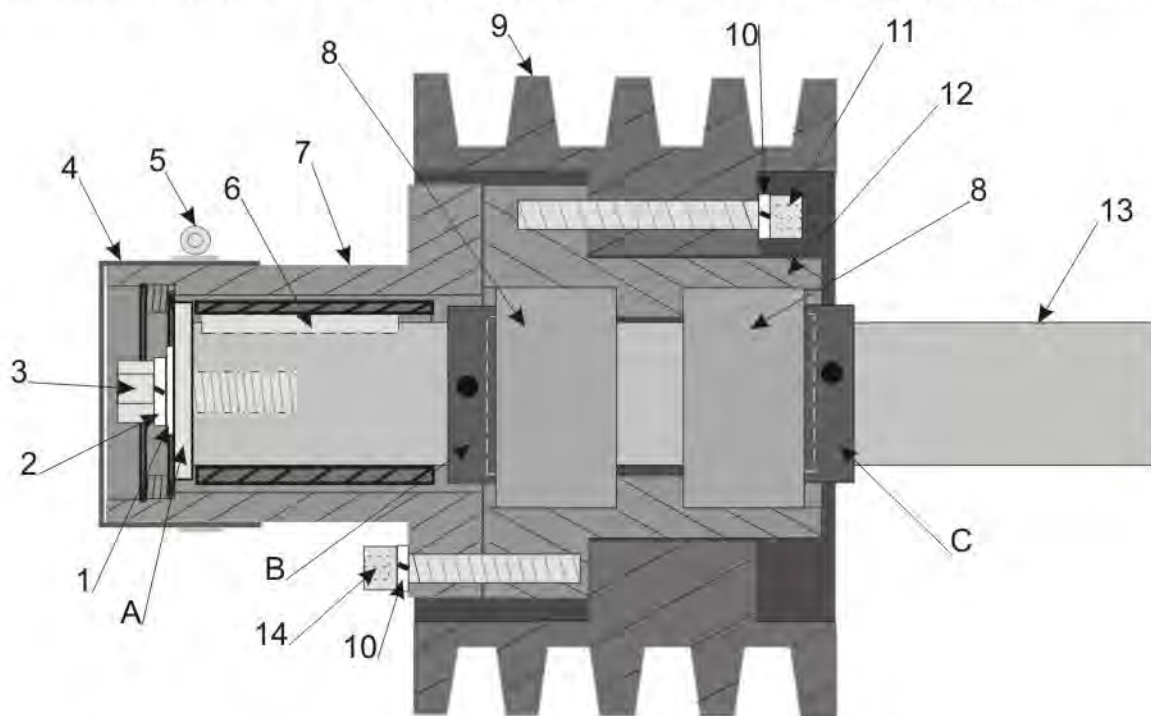
1999 AND ON

8	231126	BRNG,INSERT,1-3/4",ECC LOCK/FLAT OD AG	2
9	181540	ADAPTER,CLUTCH/SHEAVE 5.5"OD x 3.31"LONG	1

NOTE: Item #10 has been built into Item #9, and Items #7 have been deleted.

H-47

OVERRUNNING CLUTCH REMOVAL & REPLACEMENT PROCEDURE



ITEM #	PART #	DESCRIPTION	QTY
1	501907	WASHER,FLAT,5/8" USS ZINC PLT	1
2	501935	WASHER,LOCK,SPLIT,5/8"	1
3	501123	BOLT,HEX,HD,5/8" x 1-1/2" GR 5	1
4	601716	CAP,PLUG,3-1/2" DIA. #SL 3-1/2	1
5	981269	CLAMP,HOSE,SS,3-1/16" TO 4" DIA. #56	1
6	901592	KEY,3/8" SQUARE C4140	1
7	781285	CLUTCH,OVERRUNNING EF5/2L	1
8	231126	BRNG,INSERT,1-3/4",ECC LOCK/FLAT OD AG	2
9	781289	SHEAVE,4GROOVE,B,8.6OD" x 4"BORE(CLUTCH)	1
10	501934	WASHER,LOCK,SPLIT,1/2"	8
11	502317	SCREW,CAP,SCKT,HD,1/2"-20NF x 2" ALLOY	4
12	181540	ADAPTER,CLUTCH/SHEAVE 5.5"OD x 3.31" LONG	1
13	821399	SHFT,TK,2" x 43-1/4" (5-5-2.5) 3/8" x 1/2" KEY	1
14	502302	SCREW,CAP,SCKT,HD,1/2"-20NF x 1-1/4"	4

H-47

OVERRUNNING CLUTCH REMOVAL & REPLACEMENT PROCEDURE

TO REMOVE CLUTCH:

1. Remove dust cap #4 by loosening hose clamp #5.
2. Remove 5/8" bolt #3.
3. Remove (4) 1/2"-20 NF x 1-1/4" cap screw #14.
4. Remove clutch #7 by lightly tapping around the diameter of it's hub with a rubber mallet, while pulling outward on the snout.

TO REMOVE SHEAVE, CONTINUE AS FOLLOWS:

1. Loosen lock collar **(C)** in opposite direction of rotation of blower, on rear bearing.
2. Loosen lock collar **(B)** in opposite direction of rotation of blower, on front bearing.
3. Slide sheave #9, adapter #12 and bearings #8 off shaft.
4. Remove cap screws #11 and slide sheave #9 and adapter #12 apart.

TO INSTALL SHEAVE AND CLUTCH:

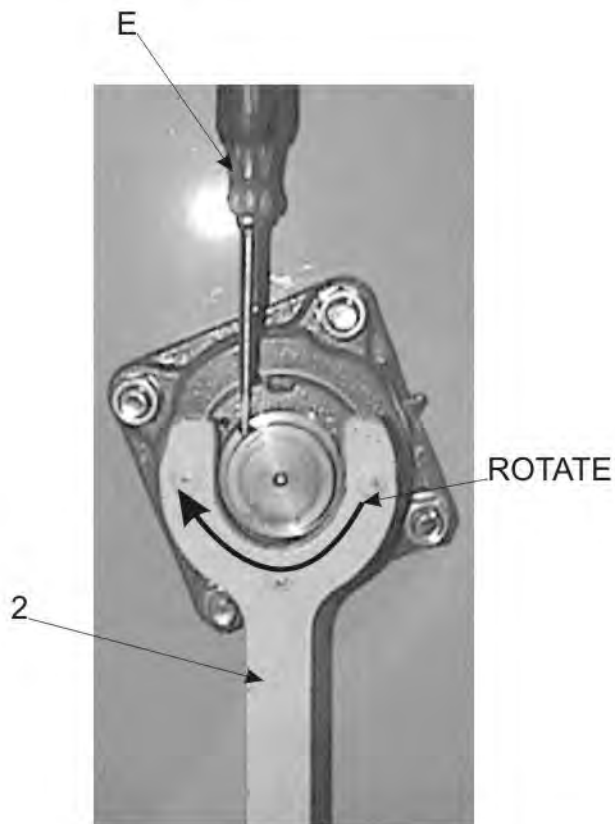
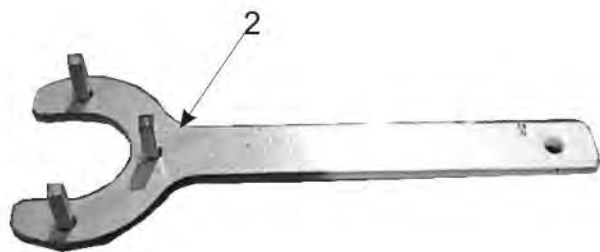
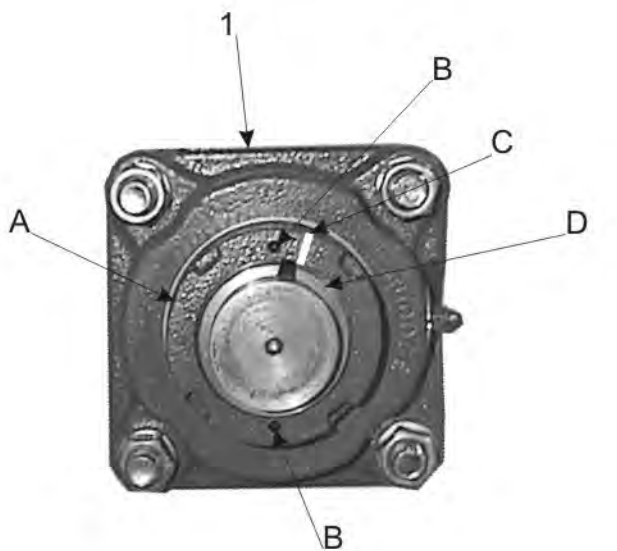
1. Insert one bearing #8 into each end of hub #12.
2. Assemble sheave #9 to hub #12 using 1/2"-20 NF x 2" #10 & 11. **NOTE:** *Shallow side of sheave must face blower and flange of hub must be on the opposite side.*
3. Slip lock collar **(C)** onto blower shaft, making sure eccentric lock is facing away from blower.
4. Assemble clutch #7 to hub #12 by *hand tightening only* #14 cap screws.
5. Slide the clutch, hub, sheave and bearing assembly onto the shaft until the flat washer **(A)** in the end of the clutch #7 comes in contact with the end of the shaft.
6. Insert bolt #3 in the end of the shaft and tighten.
7. Tighten bearing lock collar **(C)** in the direction of rotation of blower. Tighten set screw.
8. Remove bolt #3 & cap screws #14 and than slide clutch #7 off the shaft #13.
9. Slide lock collar **(B)** onto the shaft and tighten in the direction of rotation. Tighten set screw.
10. Slide the key #6 into shaft and than replace clutch #7.
11. Replace bolt & washer #3,2&1 and cap screws & washers #14&10 hand tight. *Tighten cap screw #14 completely first, than bolt #3.*
12. Install grease cap #4 using hose clamp #5.



CAUTION! Clutch should operate **FREELY** when turned in a clockwise direction.
If clutch does not operate freely, assembly procedure must be repeated.

H-48

DODGE BEARING REMOVAL & REPLACEMENT PROCEDURE



ITEM #	PART #	DESCRIPTION	QTY
1	231124	BRNG,4 BOLT,2",FIXED DODGE 048257 (REFER TO SECTION H-47, PAGE #77)	1
AND	231123	BRNG,4 BOLT,2",FLOATING DODGE 048269 (REFER TO SECTION H-51, PAGE #81)	1
2	981307	WRENCH,SPANNER,DODGE,BRNG,FOR BLWR 5600	1

H-48

DODGE BEARING REMOVAL & REPLACEMENT PROCEDURE

TO REMOVE BEARING:

1. Back-off the locking set screw **(B)** located on locknut.
2. Using a spanner wrench #2 turn the locknut **(A)** counter-clockwise until the bearing unit #1 is pushed off the adapter sleeve **(D)** sufficiently to permit the release of the adapter sleeve from the shaft.
3. If due to fretting corrosion the bearing unit #1 offers excessive resistance to dismounting impact the spanner wrench #2 with a rubber mallet.

TO REPLACE BEARING:


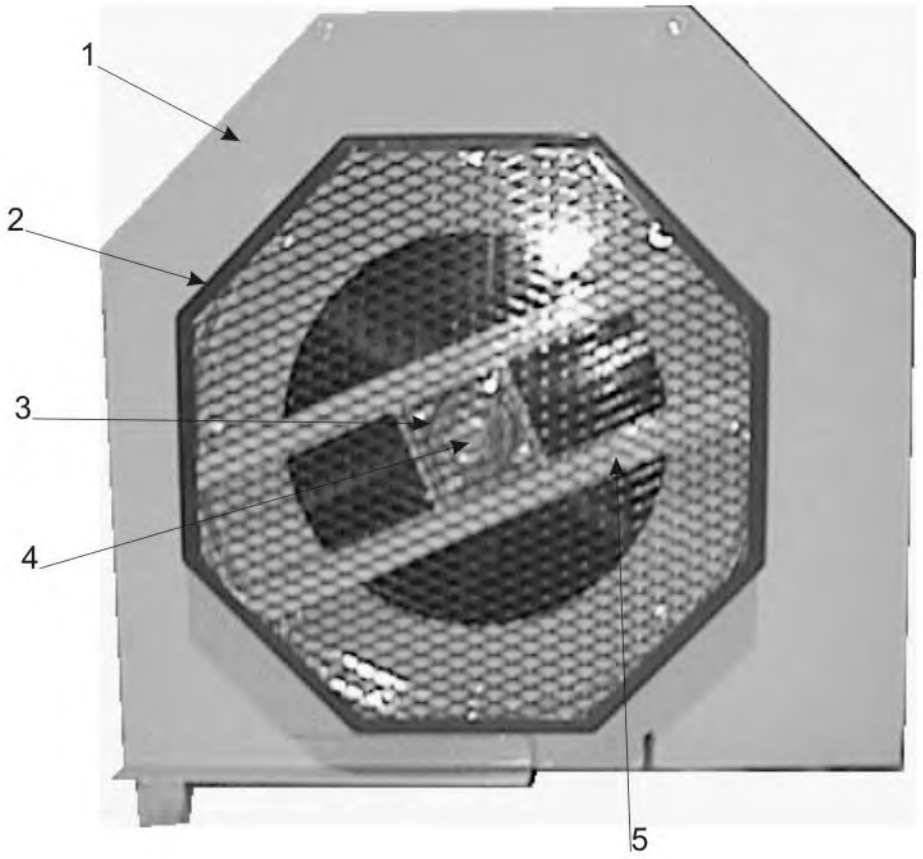
1. Apply coating of light oil or other rust inhibitor to the adapter area of the shaft. In very corrosive atmospheres, add a bead of silicone sealer to the slot of the adapter sleeve **(D)**.
2. The unit is shaft ready. Slide it on the shaft to the desired position. If it does not easily slide on the shaft, turn the locknut **(A)** counterclockwise one to two turns to move the bearing slightly off the adapter **(D)** allowing the adapter to expand fully. Retry mounting. Keep weight off bearing during mounting via a sling or jacks.
3. Proper locking of this unit to the shaft is based on turning the locking the locknut **(A)** clockwise 360 degrees from a "zero reference point". This "zero reference point," is defined as the point when the adapter sleeve **(D)** just stops turning on the shaft. To reach this "zero reference point," slowly turn the locknut **(A)** using a spanner wrench #2, while restraining the adapter sleeve from turning with a screw, punch or another tool **(E)**, by inserting it's point into the slot on the adapter sleeve **(D)**.
4. Once "zero reference point" is reached, scribe a line **(C)** through both locknut **(A)** face and adapter face. Then continue to tighten the locknut **(A)** by turning it clockwise. Proper mounting has been achieved when the scribed line **(C)** on the locknut **(A)** has rotated from the scribed line on the adapter face by 360 degrees (+ or - 40 degrees).
5. Tighten the locking setscrews **(B)** on the locknut to 78 INCH-LBS. torque. This locking setscrews **(B)** prevents loosening of the locknut **(A)** during operation.
6. Bolt down flange unit #1 to the structure.
7. Repeat steps 1 through 6 for the expansion bearing except immediately after Step 2 do as follows:

Flange Units (Locknut **(A)** facing outboard)

Slide flange unit against mounting plate. Tighten mounting bolts. With a sling or other means keep weight off bearing. Push insert as far as possible in the direction of the fixed bearing #1. (NOTE: This is necessary because in the process of mounting, bearing is being drawn outboard. Also remember to keep weight off bearing).

H-49

BLOWER HOUSING BACK & FAN ASSEMBLY



WORK STAND

H-49

BLOWER HOUSING BACK & FAN ASSEMBLY

ITEM #	PART #	DESCRIPTION	QTY
1	171419	HOUSING,BLOWER,WELDMENT	1
2	841155	SHIELD,BACK/CLOSED	1
3	231123	BRNG,4BOLT,2",FLOATING DODGE 048269 (REFER TO SECTION H-50, PAGE #80)	1
4	821399	SHFT,TK,2" x 43-1/4"(5-5-2.5) 3/8" & 1/2" KEYWAY	1
5	171418	MOUNT,BLOWER,END BEARING 5600	1
6	171417	BLOWER,IMPELLER,ASSEMBLY DOUBLE 5600	1
7	501366	KEY,SQUARE,1/2" x 2" C1018	2

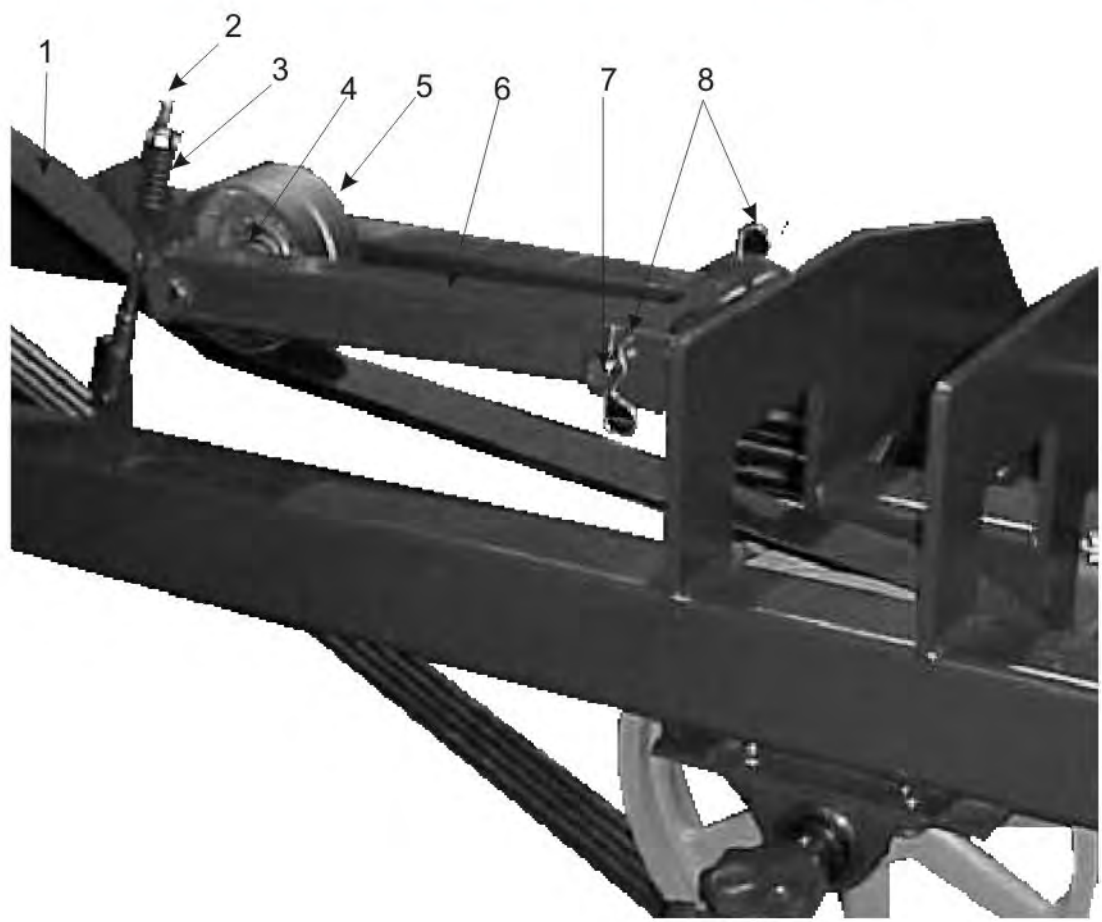


WARNING !

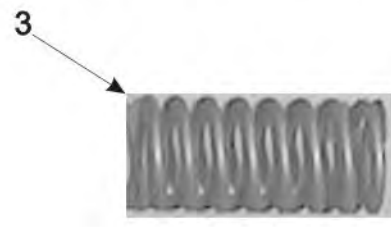
Fan (*Item #6*) has to be Balanced with shaft (*Item #7*) as a full assembly. If, for any reason, any Item is replaced, the Fan has to be Rebalanced.

H-50

BLOWER BELT TIGHTENER ASSEMBLY



5



ITEM #9



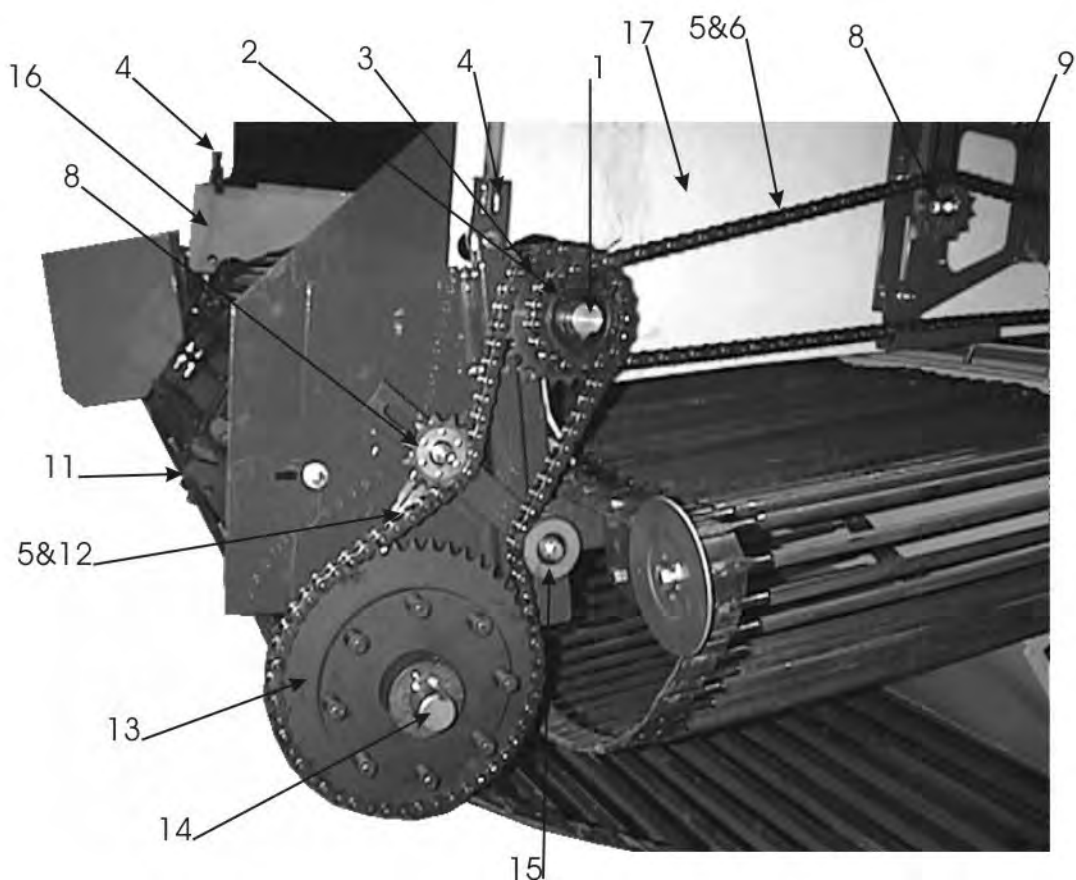
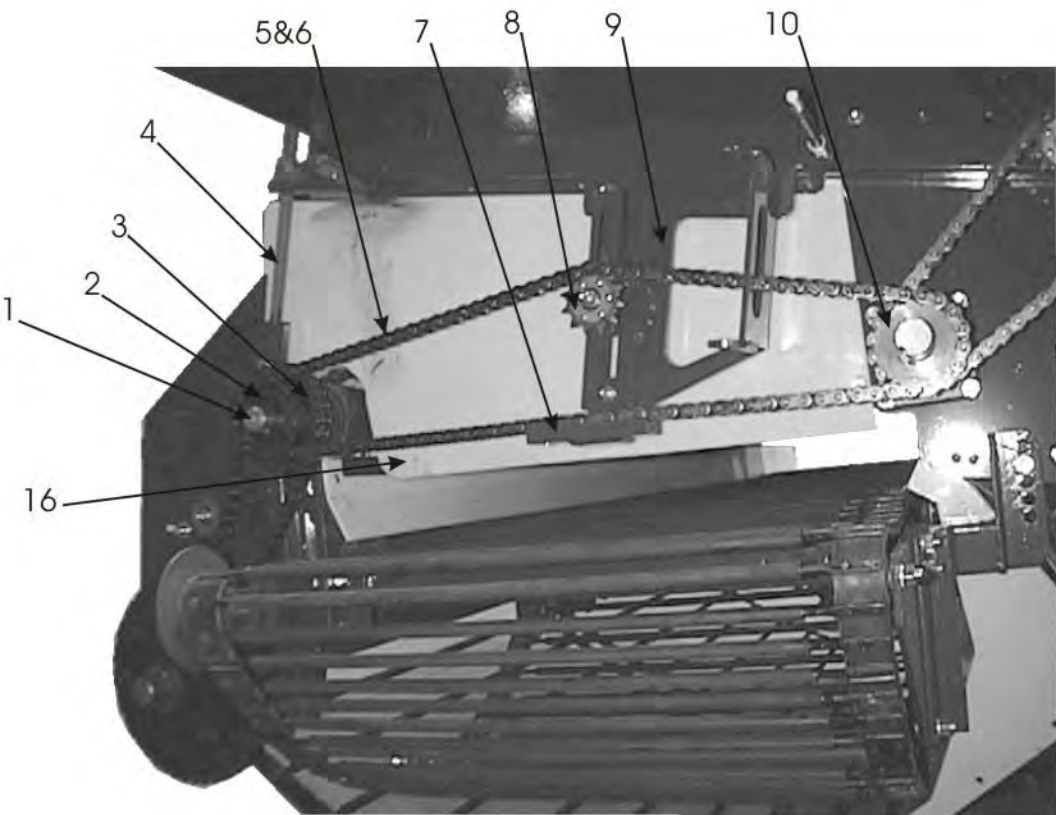
H-50

BLOWER BELT TIGHTENER ASSEMBLY

ITEM #	PART #	DESCRIPTION	QTY
1	261565	BELT,POWER,BAND,/B240	1
2	171452	ROD,SPRING,TENSION,BLWR BELT 1/2" x 10" LG	1
3	981242	SPRING,ELIM,2-3/4"L x 1.250"D .175 8 COIL	1
4	171453	SPACER,BLOWER,TIGHTNER,1-1/4" OD x 4" L 5600	1
5	781283	IDLER,PULLEY,FLAT,FACE,6.5"OD x 3.5"W x 5/8"	1
6	171415	ARM,TIGHTENER,BLOWER,BELT	1
7	501945	COLLAR,SHAFT,SET,SCREW,1"	2
8	171416	PIN,TIGHTNER,BLOWER BELT	1
9	571163	YOKE,END,ADJUSTABLE,1/2"-13UNC x 1/2" PIN	1
10	781281	SHEAVE,4 GROOVE,B,18.4" x QD BUSHING BORE	1

H-51

DIVINER CHAIN DRIVE ASSEMBLY (OPTION)



H-51


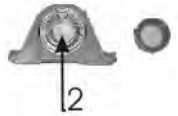
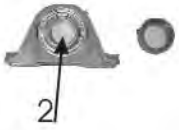
VINE CHAIN DRIVE ASSEMBLY (OPTION)

ITEM #	PART #	DESCRIPTION	QTY
1	171451	ROLLER,VINE,CHN,OVER,RIDE 152-1/4" L 5640 (REFER TO SECTION H-52, PAGE #89)	1
2	881190	SPRCKT,H80BS16 x 1-3/4"BORE 3/8"KEYWAY	1
3	881191	SPRCKT,H80BS23 x 1-3/4"BORE 3/8" KEYWAY	1
4	171380	SUPPORT,REAR,CROSS,1" ACME x 17" 5600 HARV	2
4-A	501373	NUT,ACME,1"-5,RH,THREAD HEAVY HEX CS	4
5	351367	LINK,CHN,RLR,MASTER 80 PITCH *HEAVY DUTY	2
6	351816	ASSY,#80R RLR CHN x105" PRIM 5600	1
7	171441	GUIDE,VINE,CHAIN,DRIVE 5600	1
8	881140	IDLER,80 PITCH,5/8" BORE 12 TOOTH #704	2
9	171443	MOUNT,VINE,CHAIN,DRIVE SHLD 5600	1
10	881173	SPRCKT,H80BS16 x 2" BORE 1/2" KEYWAY	1
11-150-12	321565	SPRCKT,STEEL,12T 150MM PITCH 2" BORE (REFER TO SECTION H-53, PAGE #89)	4
	OR		
11-180-10	321566	SPRCKT,STEEL,10T 180MM PITCH 2" BORE	4
12	351817	ASSY,#80R RLR CHN x79" SEC 5600	1
13	881184	SLIPCLUTCH,ASSY,80P48T x 2" BORE 8 BOLT (REFER TO SECTION H-17, PAGE #49 ITEM #1)	1
14	821401	SHFT,QK,2" x 155" (6.625-12.5-6-7-) 1/2" KEYWAY (REFER TO SECTION H-52, PAGE #88)	1
15	881196	IDLER,CHAIN,60/80 PITCH ASSY 2868BD2X	1
16	981358	UHMW,REAR CROSS DFLCTR 1/8"x16"x48" WHT HIGH DENSITY	1
17	981359	UHMW,REAR CROSS DFLCTR 1/8"x22"x48" WHT HIGH DENSITY	1


H-52

DIVINER ROLLER & SHAFT ASSEMBLY


OVER RIDE ROLLER



VINE CHAIN SHAFT



CENTER BRING



H-52




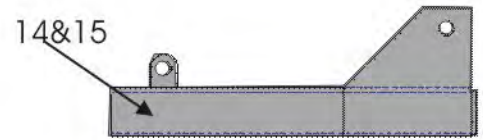
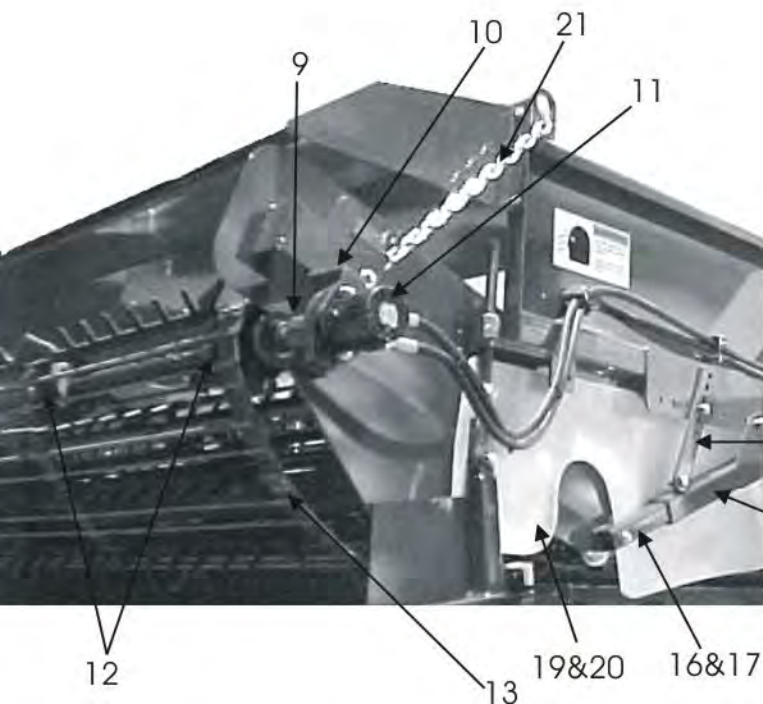
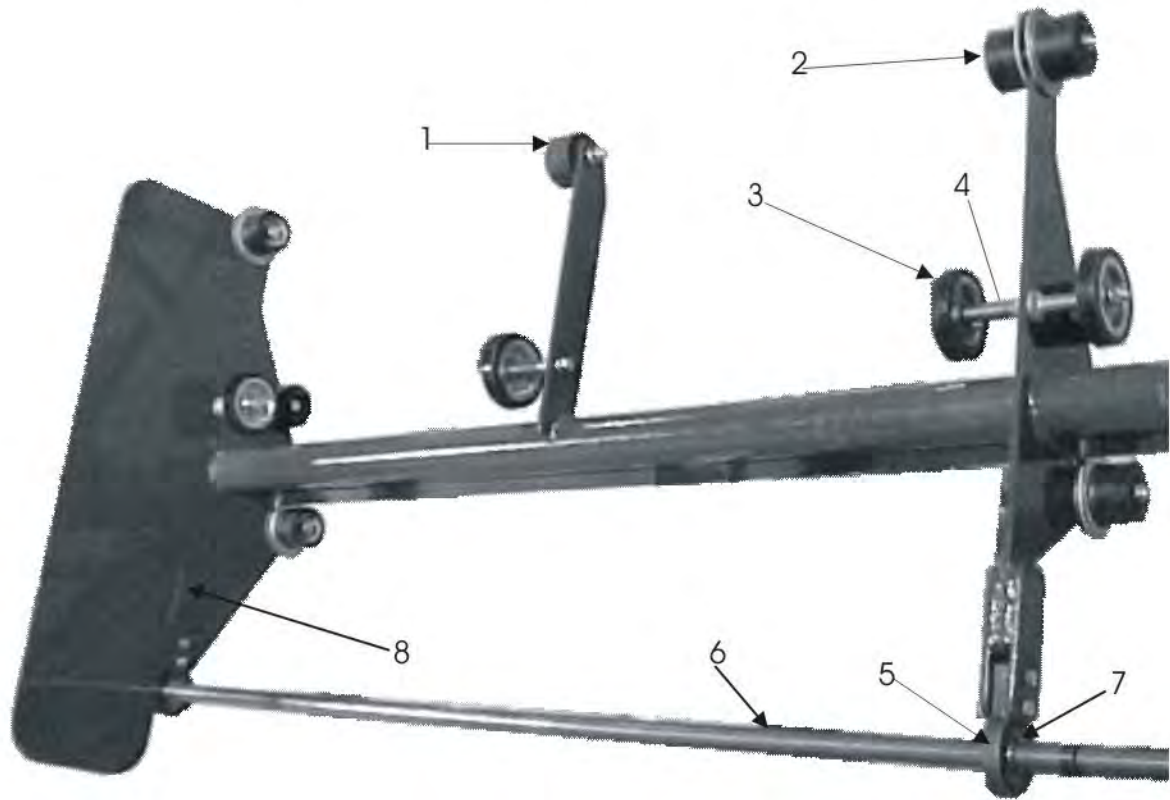
VINE CHAIN ROLLER & SHAFT ASSEMBLY

ITEM #	PART #	DESCRIPTION	QTY
1	171451	ROLLER,VINE,CHN,OVER,RIDE 152-1/4" L 5640	1
2	231122	BRNG,PB,1-3/4",ECC LOCK "R" SEAL RAK WIDE	2
3	231120	BRNG,4BOLT,FLNG,TCJ 2",ECC LOCK TRI PLY	2
4	821401	SHFT,QK,2" x 155" (6.625-12.5-6-7) 1/2" KEYWAY	1
5-150-12	321565	SPRCKT,STEEL,12T 150MM PITCH 2" BORE	4
	OR		
5-180-10	321566	SPRCKT,STEEL,10T 180MM PITCH 2" BORE	
6	231118	HOUSING,BRNG,4HOLE,100MM,FLANGETTE PLATED	1 PAIR
7	171470	SPACER,CENTER,BRNG,DIVINER 7" OD x 5" ID	1
8	231115	BRNG,INSERT,2",ECC LOCK/SPHR TRIPLY SEAL	1

NOTE: REFER BACK TO PAGE 50,51,&52 FOR BELTED CHAIN ROLLERS

H-53

TRASH CONVEYOR ASSEMBLY (OPTION)




H-53

VINE TRASH CONVEYOR ASSEMBLY (OPTION)

ITEM #	PART #	DESCRIPTION	QTY
1	351316	RLR,BLTD,CHN,5/8"x3-1/2" RUBBER TEROG	6
2	351311	RLR,BLTD,CHN,5/8"x5"FLNG AGPARTS#250	8
3	351313	RLR,BLTD,CHN,5/8"x5"FLNG AGPARTS#250	6
4	351310	STANDOFF,RLR,BLTD,CHN,5/8"x3-5/8" #410	6
5	321571	HOUSING,BRNG,72MM,STEEL,TEARDROP BHTD720	3
6	821520	SHFT,ST,1-3/8"x149-1/8" 4,4,4,4,4,4	1
7	231113	BRNG,INSERT,1-3/8",ECC,LOCK/SPHR	3
8	131736	FRAME,VINE,TRASH,CONVEYOR HARV 4-ROW	1
9	181606	COUPLING,1-3/8"x1"x3-3/4" 1/4"&5/16 KEY	1
10	171710	ARM,TORQUE,VINE CONVEYOR 3/8"x21-1/4"	1
11	601753	MTR,HYD,6.2 CU IN 1"SHAFT KEYED	1
12	321586	SPRCKT,CAST,8T 56MM 1-3/8"BORE 5/16"KEY	6
14	F01283	RECIEVER,RH,TRASH CONV HARV 4-ROW	1
15	F01284	RECIEVER,LH,TRASH CONV HARV 4-ROW	1
17	F01289	ROD,ADJUSTMENT	2
18	F01281	MOUNT,BAR,TRASH CONVEYOR HARV.	2
19	981370	UHMW,REAR,CROSS,DFLCTR 20"x48"TRASH	1
20	981372	UHMW,REAR,CROSS,DFLCTR 22"x48"TRASH	1
21	352017	CHAIN,TRASH CONV HANGER 3/8"x36"	2

H-54

VINE BRUSH ASSEMBLY (OPTION)



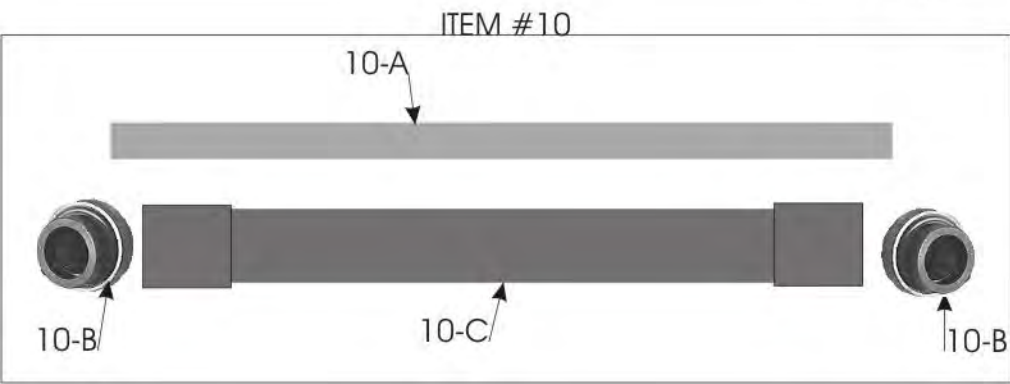
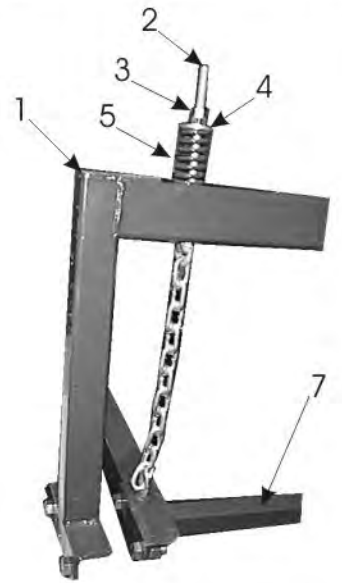


H-54

VINE BRUSH ASSEMBLY (OPTION)

ITEM #	PART #	DESCRIPTION	QTY
1	171380	SUPPORT,REAR,CROSS,1" ACME x17" 5600 HARV	2
1-A	501373	NUT,ACME,1"-5,RH,THREAD HEAVY HEX CS	4
2	131481	ASSEMBLY,BRUSH,ROLL,5640	1
2-A	171602	ROLLER,BRUSH,WELDMENT,5640	1
2-B	821471	SHFT,DK,1-3/4"x19-3/4"(3-4.75)3/8"KEY DT	1
2-C	821470	SHFT,DUMMY,1-3/4"x18-3/4" TAPERED END	1
2-D	171603	PLATE,BRUSH,ROLL,END 10GA x 17"DIA 5600	2
2-E	781057	BUSHING,Q1x1-3/4" BORE SPLIT TAPER	2
3	231122	BRNG,PB,1-3/4",ECC LOCK "R" SEAL RAK WIDE	2
4	181579	COUPLING,HYD,DRV,1-3/4" x 1"BR 3/8x1/4 KEY	1
5	901391	ARM,TORQUE,HYD,DRV,4 HOLE 1/2" x 19-3/4"	1
6	601238	MTR,HYD,6.2 CU IN WHEEL DRIVE 101-1011	1
7	171454	SUPPORT,BEARING,MNT,BRUSH ROLLER 5600	2

H-55

SNAPPER ROLLER ASSEMBLY (OPTION)






H-55

SNAPPER ROLLER ASSEMBLY (OPTION)

ITEM #	PART #	DESCRIPTION	QTY
1	171473	FRAME,SNAPPER,ROLLER 5640	1
2	171476	ADJUSTOR,SNAPPER,ROLLER,CHAIN 5100/5600	4
3	501812	NUT,HEX,1/2"-13UNC	8
4	501906	WASHER,FLAT,1/2" USS ZINC PLT	4
5	981242	SPRING,ELIM,2-3/4"L x 1.250"D .175 8 COIL	4
6	501284	NUT,LOCK,HEX,3/8"-16UNC NYLON INSERT	4
7	171585	ARM,SNAPPER,ROLLER 5640	2
8	171591	ROLLER,UPPER,SNAPPER 5640	2
9-A	171462	AXLE,SNAPPER,ROLLER,RH 5100/5600	2
9-B	171477	AXLE,SNAPPER,ROLLER,LH 5100/5600	2
10	171460	ROLLER,LOWER,SNAPPER 5140/5640	2
10-A	821476	SHFT,DT,1-3/8" x 70.56" DT 1/2"	1
10-B	181610	CAP,BORE,END,3.5" OD 1-3/8" BORE BALL BRNG	2
WITH	231131	BRNG,INSERT,1-3/8",ECC,LOCK/FLAT 1106KRRY	2
10-C	E00223	WELDMENT,TUBE #5600M22	1
11	231113	BRNG,INSERT,1-3/8",ECC,LOCK/SPHR 1106KPPY	4
12	231116	HOUSING,BRNG,3HOLE,72MM,FLANGETTE PLATE	4 PAIR

H-56

DIGGER NOSE DEPTH GAGE ASSEMBLY




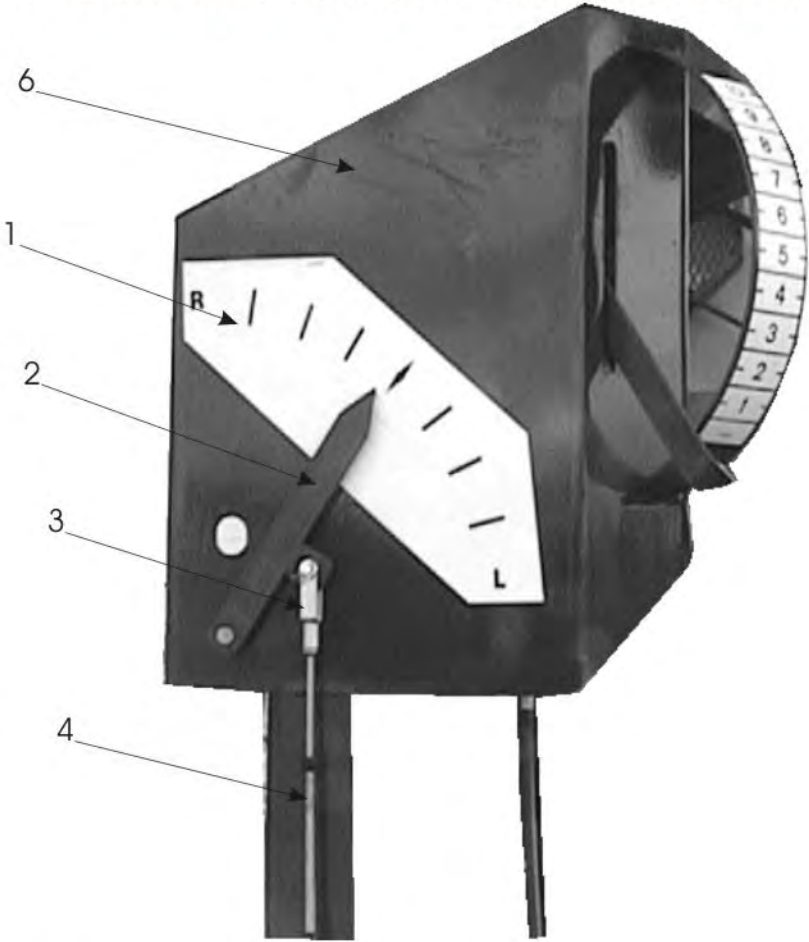
H-56

DIGGER NOSE DEPTH GAGE ASSEMBLY

ITEM #	PART #	DESCRIPTION	QTY
1	300099	LABEL,DEPTH,INDICATOR (1 THRU 10)	1
2	171277	INDICATOR,ARM,DEPTH	1
3	601635	CABLE,84",INDICATOR,PLAIN END ON HANDLE	1
4	601695	CLEVIS,CABLE,END,FELESTED 49003-02	2
5	171644	BRACKET,NOSE,INDICATOR 5600	1

H-57

STEERING CONTROL GAGE ASSEMBLY






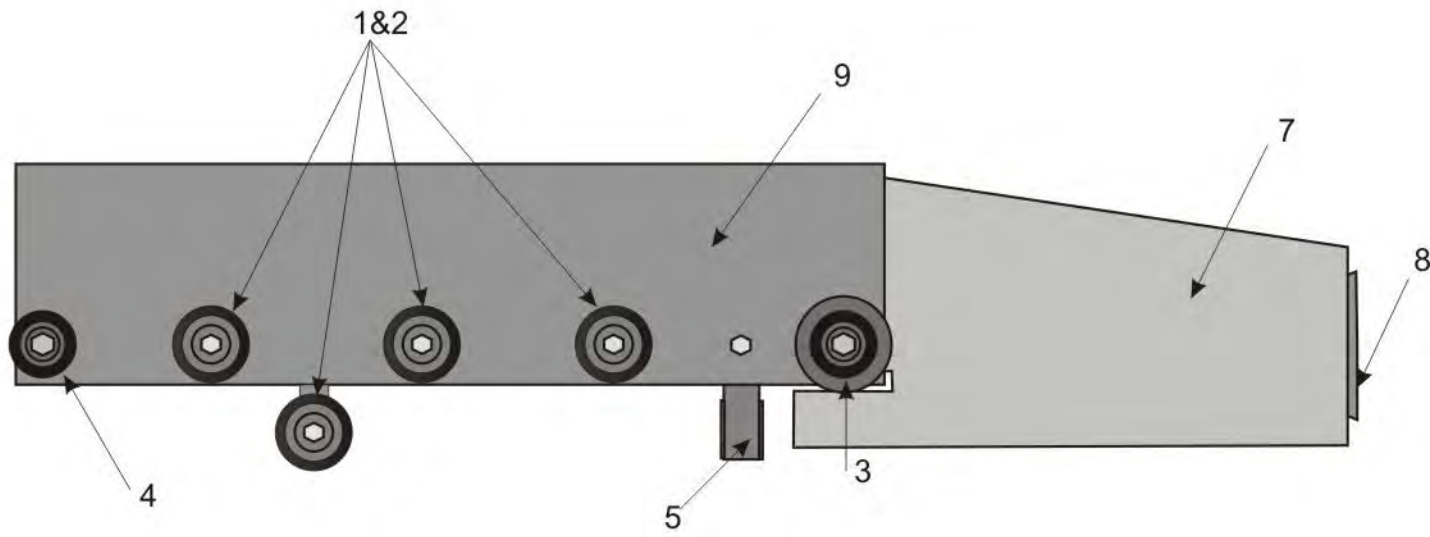
H-57

STEERING CONTROL GAGE ASSEMBLY

ITEM #	PART #	DESCRIPTION	QTY
1	300098	LABEL,STEERING,INDICATOR (RIGHT OR LEFT)	1
2	171279	INDICATOR,ARM,STEERING	1
3	601695	CLEVIS,CABLE,END,FELESTED 49003-02	2
4	601743	CABLE,324",INDICATOR,PLAIN END NO HANDLE	1
5	321582	SPINDLE,STEERING,10HOLE,4-1/2" x 21" AXLE	1
6	171551	PANEL,INDICATOR DEPTH/STEERING 5600	1

H-58

SIDE ELEVATOR CHAIN EXTENSION



H-58

SIDE ELEVATOR CHAIN EXTENSION (OPTION)

ITEM #	PART #	DESCRIPTION	QTY
1	351309	STANDOFF,RLR,BLTD,CHN,5/8"x1-1/4" #750	8
2	351314	RLR,BLTD,CHN,5/8"x4" RUBBER #813R	8
3	351603	RLR,BLTD,CHN,5/8"x5" FLNG SMOOTH TEROG	2
4	351316	RLR,BLTD,CHN,5/8"x3-1/2" RUBBER TEROG	2
5	171732	MOUNT,EXT SIDE ELEV FRAME	2
6	501950	COLLAR,SHAFT,SET,SCREW,1-1/4"	2
7	981378	UHMW,SIDE,ELEV,EXTENSION	1
8	841156	SHLD,STOP,SIDE,ELEV,HOPPER 5600	1
9	841243	SHLD,SIDE ELEVATOR DRIVE SHFT 5630,5640	1
10	131568	FRAME,EXT SIDE ELEV BOLT ON 5600	1
11	821477	SHFT,DT,1-1/4"x37-3/8" DT 5/8"	1

		Cylinder	Qty.
1	Digger Nose Rephasing	3 x 8	1
1	Digger Nose Rephasing	3-1/4 x 8	1
2	Right Coulter	2 x 8	1
3	Left Coulter	2 x 8	1
4	Steering	3 x 8	1
5	Inner Boom	3 x 24	1
6	Outer Boom	2 x 8	1
7	Shaker	2 x 8	2
8	Support Wheel	3 x 8	1

HOSE LENGTHS		MANIFOLD
LTF >	15'	B8 Down
	14'	A8 Up
18'		
7'	5'	B7 Down
17'		
6'	5'	A7 Up
LTF >	14'	B6 Down
LTF >	15'	A6 Up
	11'	B5 Down
LTF >	13'	A5 Up
	27'	B4 Left
	26'	A4 Right
	25'	B3 Down
	24'	A3 Up
	14'	B2 Down
	13'	A2 Up
	4'	B1 Down
20'	18'	A1 Up

HYD-1

HYDRAULIC CONTROL MANIFOLD ASSEMBLY

ITEM #	PART #	DESCRIPTION	QTY
1	601639	MANIFOLD,2,STATION,4" x 4"x 5-1/2" NO VALVES	1
2	601620	COVER,PLATE FOR D03 HYD MANIFOLD ADO3CPP	1
3	601651	VALVE,SOLENOID,12 VDC 4 WAY DIRECTIONAL	6,7,OR8
4	601640	MANIFOLD,ASSEMBLY,6,STATION,WITH VALVES	1
5	731123	PLUG,PIPE,SQUARE,HEAD,1/4"	1
6	601331	CPLG,HYD,45DEG,6802-6-6 (6MJ-6MB)	12
7	601649	CARTRIDGE,PRESSURE,REDUCING,VALVE CP230	1
8	601647	CARTRIDGE,P.O.,CHECK,VALVE CP450	14
9	601648	PLUG,P.O.,CHECK,VALVE,FOR CP450-1	2
10	601048	COUPLING,QUICK,1/2",MALE	2
11	601669	HOSE,ASSEM,1/2" x 120" (10 FT) 8MP-8FJS 8M3K 3000 PSI	2
12	601659	CPLG,HYD,STR,2403-8-8 (8MJ-8MJ)	2
13	601744	HOSE,ASSEM,1/2" x 150" (12'-6")8FJS-8FJS 8M3K 3000PSI	2
14	601749	CPLG,HYD,STR,6400-8-10 (8MJ-8MB)	2
15	601646	PLUG,SOLENOID,UNLOAD,VAVLE CP-B-2-B	1
16	601645	COIL,SOLENOID,UNLOAD,VALVE,12VDC-DIN	1
17	601644	CARTRIDGE,2-WAY,N.O.,WITH OUT COIL 8CP500	1
18	601694	PLUG,HYD,6408-H06(6MB-0) HEX HEAD O-RING	2
19	601718	O-RING,1-1/16"IDx1-1/4"Odx3/32"DIA .121	2

HYD-2

SHAKER HYDRAULIC CYLINDER ASSEMBLY

ITEM #	PART #	DESCRIPTION	QTY
1	601031	HOSE,ASSEM,3/8" x 60" (5 FT) 6FJS-6FJS 6M3K 3000 PSI	2
2	601322	CPLG,HYD,TEE,2603-6-6-6 (6MJ-6MJ-6MJ)	2
3	601027	HOSE,ASSEM,3/8" x 84"(7 FT) 6FJS-6FJS 6M3K 3000PSI	1
4	601032	HOSE,ASSEM,3/8" x 72"(6 FT) 6FJS-6FJS 6M3K 3000PSI	1
5	601662	HOSE,ASSEM,3/8" x 204"(17 FT)6FJS-6FJS 6M3K 3000 PSI	1
6	601663	HOSE,ASSEM,3/8" x 216"(18 FT) 6FJS-6FJS 6M3K 3000PSI	1
7	601382	CYLNDR,TIE,ROD,2" x 8" ASAE 20-1/4"	2
8	601323	CPLG,HYD,90DEG,6801-6-8 (6MJ-8MB)	4
9	601460	PIN,CLEVIS,1 "x 3-1/2" TIE,ROD,CYLNDR W/HP	4
10	601577	CPLG,HYD,45DEG,6802-6-8(6MJ-8MB)	2

HYD-3

DIGGER NOSE HYDRAULIC CYLINDER ASSEMBLY

ITEM #	PART #	DESCRIPTION	QTY
3	601030	HOSE,ASSEM,3/8"x48"(4FT) 6FJS-6FJS 6M3K	1
4	601736	HOSE,ASSEM,3/8"x216"(18FT)6FJS-6FJS 6M3K	1
5	601036	HOSE,ASSEM,3/8"x240"(20FT)6FJS-6FJS 6M3K	1
6	601577	CPLG,HYD,45DEG,6802-6-8 (6MJ-8MB)	2
7	601792	CYLNDR,TIE,ROD,3" x 8" 20-1/4" REPHASE	1
8	601793	CYLNDR,TIE,ROD,3-1/4" x 8" 20-1/4" REPHASE	1
9	601323	CPLG,HYD,90DEG,6801-6-8 (6MJ-8MB)	2
10	601460	PIN,CLEVIS,1" x 3-1/2" TIE,ROD,CYLNDR W/HP	4

HYD-4

SIDE COULTER HYDRAULIC CYLINDER ASSEMBLY

ITEM #	PART #	DESCRIPTION	QTY
1	601664	HOSE,ASSEM,3/8" x 300"(25 FT) 6FJS-6FJS 6M3K 3000PSI	1
2	601760	HOSE,ASSEM,3/8" x 288" (24 FT)6FJS-6FJS) 6M3K 3000PSI	1
3	601661	HOSE,ASSEM,3/8" x 168" (14 FT) 6FJS-6FJS 6M3K 3000PSI	1
4	601300	HOSE,ASSEM,3/8" x 156" (13 FT) 6FJS-6FJS 6M3K 3000PSI	1
5	601577	CPLG,HYD,45DEG,6802-6-8(6MJ-8MB)	4
6	601382	CYLNDR,TIE,ROD,2" x 8" ASAE 20-1/4"	2
7	601323	CPLG,HYD,90DEG,6801-6-8 (6MJ-8MB)	4

HYD-5

STEERING & SUPPORT ARM HYD CYLINDER ASSEMBLY

ITEM #	PART #	DESCRIPTION	QTY
1	601661	HOSE,ASSEM,3/8" x 168" (14 FT)6FJS-6FJS 6M3K 3000 PSI	2
2	601666	HOSE,ASSEM,3/8" x 324" (27 FT)6FJS-6FJS 6M3K 3000 PSI	1
3	601665	HOSE,ASSEM,3/8" x 312" (26 FT)6FJS-6FJS 6M3K 3000 PSI	1
4	601331	CPLG,HYD,45DEG,6802-6-6 (6MJ-6MB)	1
5	601504	VALVE,LINE,THROTTLE SETTING	1
6	601380	CPLG,HYD,90DEG,6806-6-4 (6MB-4MP)	1
7	601256	CPLG,HYD,STR,6405-8-4 (8MB-4FP)	1
8	601583	CYLINDER,TIE,ROD,3" x 8" ASAE 20-1/4"	2
9	601323	CPLG,HYD,90DEG,6801-6-8 (6MJ-8MB)	3

HYD-6

BOOM HYDRAULIC CYLINDER ASSEMBLY

ITEM #	PART #	DESCRIPTION	QTY
1	601661	HOSE,ASSEM,3/8" x 168" (14 FT) 6FJS-6FJS 6M3K 3000PSI	1
2	601301	HOSE,ASSEM,3/8" x 180" (15 FT) 6FJS-6FJS) 6M3K 3000PSI	1
3	601608	HOSE,ASSEM,3/8" x 132" (11 FT) 6FJS-6FJS) 6M3K 3000PSI	1
4	601300	HOSE,ASSEM,3/8" x 156" (13 FT) 6FJS-6FJS 6M3K 3000PSI	1
5	601654	CYLINDER,TIE,ROD,3" x 24" SAE 34-1/4"	1
6	601323	CPLG,HYD,90DEG,6801-6-8 (6MJ-8MB)	1
7	601331	CPLG,HYD,45 DEG,6802-6-6 (6MJ-6MB)	3
8	601504	VALVE,LINE,THROTTLE SETTING	3
9	601380	CPLG,HYD,90DEG,6806-6-4 (6MB-4MP)	3
10	601256	CPLG,HYD,STR,6405-8-4 (8MB-4FP)	3
11	601382	CYLINDER,TIE,ROD,2" x 8" ASAE 20-1/4"	1

HYD-7

BOOM HYDRAULIC DRIVE ASSEMBLY (PER 1999)

ITEM #	PART #	DESCRIPTION	QTY
1	601725	HOSE,ASSEM,1/2" x 144" (12 FT) 8FJS-8FJS 8M3K 3000PSI	2
2	601749	CPLG,HYD,STR,6400-8-10 (8MJ-10MB)	2
3	601659	CPLG,HYD,STR,2403-8-8 (8MJ-8MJ)	2
4	601657	MNT,HYD,10,CU,IN,MB 1"DIA LONG WOODRUFF	1
5	601669	HOSE,ASSEM,1/2" x 120" (10 FT) 8MP-8FJS 8M3K 3000PSI	2
6	601048	COUPLING,QUICK,1/2",MALE	2

HYD-8A

BOOM HYDRAULIC DRIVE ASSEMBLY (1999)

ITEM #	PART #	DESCRIPTION	QTY
1	601657	MNT,HYD,10,CU,IN,MB 1"DIA LONG WOODRUFF	1
2	601749	CLPG,HYD,STR,6400-8-10 (8MJ-10MB)	2
3	601745	HOSE,ASSEM,1/2" X 20" (1'-8") 8FJS-8FJS 8M3K 3000PSI	2
4	171521	MOUNT,PLATE,FLOW,CONTORL,5600	1
5	601768	CLPG,HYD,TEE,6600-8-8-8 (8MJ-8MJ-8FJS)	1
6	601744	HOSE,ASSEM,1/2" x 150" (12'-6") 8FJS-8FJS 8M3K 3000PSI	2
7	401087	CORD,16-3 SO (20 FT)	1
8	601406	CLPG,HYD,TEE,6803-8-8-8 (8MJ-8MJ-8MB)	1
9	601758	VALVE,SOLENOID,12VDC 2 WAY N.O.	1
10	601443	CLPG,HYD,90 DEG,6801-8-8 (8MJ-8MB)	1
11	601659	CPLG,HYD,STR,2403-8-8 (8MJ-8MJ)	2
12	601669	HOSE,ASSEM,1/2" x 120" (10 FT) 8MP-8FJS 8M3K	2
13	601048	COUPLING,QUICK,1/2",MALE	2

HYD-8B

BOOM HYDRAULIC DRIVE ASSEMBLY (2000)

ITEM #	PART #	DESCRIPTION	QTY
1	601758	VALVE,SOLENOID,12VDC 2WAY N.O.	1
2	601652	PLUG,DIN,CP500	1
3	601744	HOSE,ASSEM,1/2"x150"(12'6")8FJS 8FJS 8M3K	2
4	601745	HOSE,ASSEM,1/2"x20"(1'8")8FJS 8FJS 8M3K	1
5	601659	CLPG,HYD,STR,2408-8 (8MJ-8MJ)	2
6	601669	HOSE,ASSEM,1/2"x120"(10') 8FJS 8FJS 8M3K	2
7	601249	CLPG,HYD,STR,6400-8-10 (8MJ-10MB)	4
8	601048	CLPG,QUICK,1/2" MALE	2
9	601378	VALVE,CHECK,1/2",#CV 4P 05A	1

HYD-9

VINE BRUSH HYDRAULIC DRIVE ASSEMBLY

ITEM #	PART #	DESCRIPTION	QTY
1	601669	HOSE,ASSEM,1/2" x 120" (10 FT) 8MP-8FJS 8M3K 3000PSI	2
2	601048	COUPLING,QUICK,1/2",MALE	2
3	601659	CPLG,HYD,STR,2403-8-8 (8MJ-8M .J)	2
4	601754	HOSE,ASSEM,1/2" x 384" (32 FT) 8FJS-8FJS 8M3K 3000PSI	2
5	601390	CPLG,HYD,STR,2404-8-8 (8MJ-8MP)	4
6	601700	HOSE,ASSEM,1/2" x 48" (4 FT) 8FJS-8FJS 8M3K 3000PSI	2
7	601378	VALVE,CHECK,1/2",#CV 4P 05A	1
8	601424	CPLG,HYD,TEE,5604-8-8-8 (8FP-8FP-8MP)	2
9	601749	CLPG,HYD,STR,6400-8-10 (8MJ-10MB)	2
10	601238	MTR,HYD,6.2 CU IN WHEEL DRIVE 101-1011	1

HYD-10

HYDRAULIC ROLLER SHAKER DRIVE ASSEMBLY

ITEM #	PART #	DESCRIPTION	QTY
1	601707	HOSE,ASSEM,1/2" x 276" (23 FT) 8FJS-8FJS) 8M3K 3000PSI	2
2	601761	HOSE,ASSEM,1/2" x 396" (33 FT) 8FJS-8FJS 8M3K 3000PSI	1
3	601749	CPLG,HYD,STR,6400-8-10 (8MJ-10MB)	4
4	601655	MTR,HYD,3,CU,IN,MG,1" DIA SHORT WOORUFF	2
5	171456	ARM,TORQUE,HYD DRV 3/8" x 19-3/4"	2
6	181593	COUPLING,1-3/4" x 1" x 3-3/4" 1/4" & 3/8" KEY	2
7	601659	CPLG,HYD,STR,2403-8-8 (8MJ-8MJ)	2
8	601767	HOSE,ASSEM,1/2" x 48" (4 FT) 8MP-8FJS 8M3K 3000PSI	2
9	601048	COUPLING,QUICK,1/2" MALE	2

HYD-11

HYDRAULIC ROLLER ON / OFF SWITCH ASSY. (OPTION)

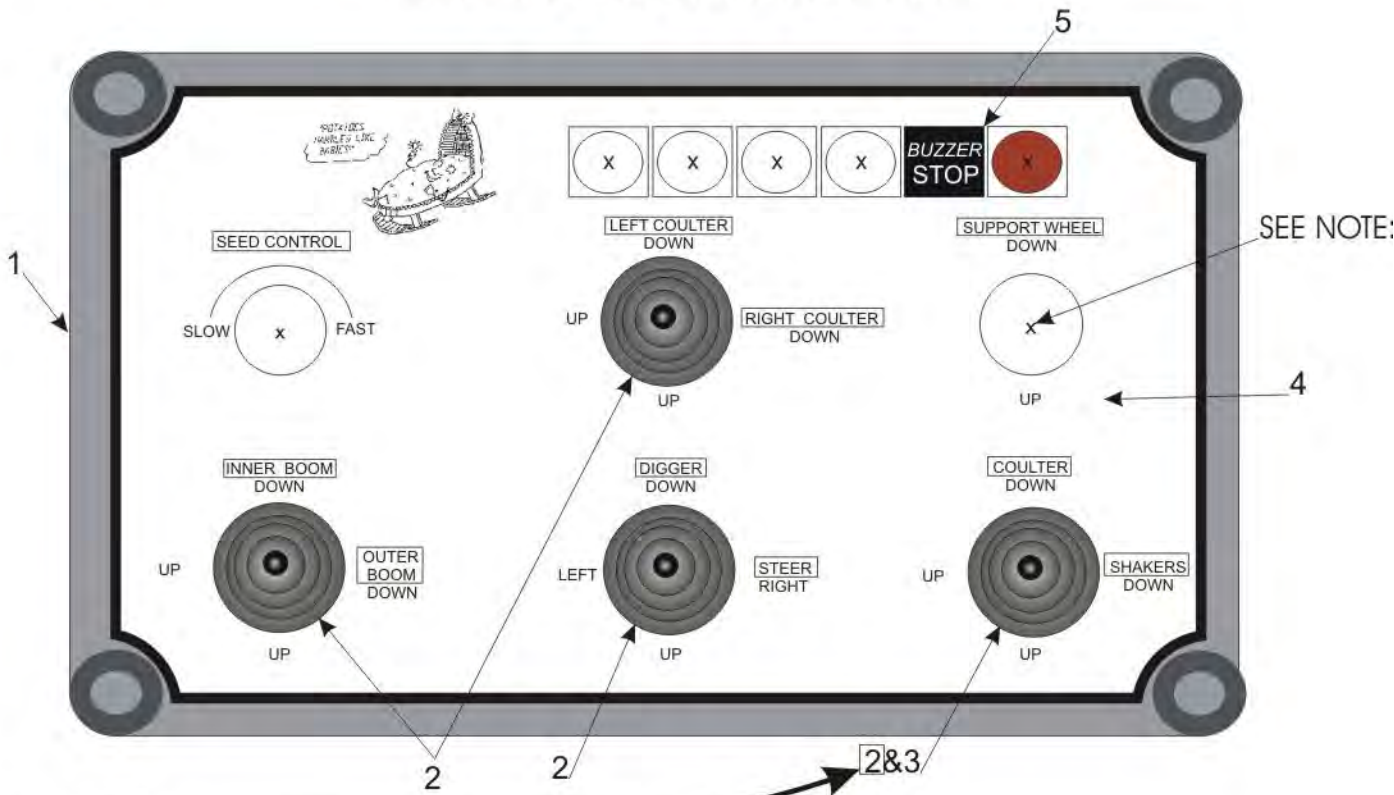
ITEM #	PART #	DESCRIPTION	QTY
1	601707	HOSE,ASSEM,1/2" x 276" (23 FT) 8FJS-8FJS) 8M3K 3000PSI	1
2	601761	HOSE,ASSEM,1/2" x 396" (33 FT) 8FJS-8FJS 8M3K 3000PSI	1
3	601700	HOSE,ASSEM,1/2"x48"(4FT) 8FJS-8FJS 8M3K	1
4	601748	HOSE,ASSEM,1/2"x240"(20FT)8FJS-8FJS 8M3K	1
5	601655	MTR,HYD,3,CU,IN,MG,1" DIA SHORT WOORUFF	2
6	171456	ARM,TORQUE,HYD DRV 3/8" x 19-3/4"	2
7	181593	COUPLING,1-3/4" x 1" x 3-3/4" 1/4" & 3/8" KEY	2
8	601767	HOSE,ASSEM,1/2" x 48" (4 FT) 8MP-8FJS 8M3K 3000PSI	2
9	601048	COUPLING,QUICK,1/2" MALE	2
10	601659	CPLG,HYD,STR,2403-8-8 (8MJ-8MJ)	2
11	601378	VALVE,CHECK,1/2",#CV 4P 05A	1
12	601749	CPLG,HYD,STR,6400-8-10 (8MJ-10MB)	8
13	601701	PLUG,DIN,FOR CP500 933653-100	1
14	601758	VALVE,SELONIOD ON/OFF	1

HYD-12


TRASH CONVEYOR HYDRAULIC DRIVE

ITEM #	PART #	DESCRIPTION	QTY
1	601749	CPLG,HYD,STR,6400-8-10 (8MJ-10MB)	2
2	601753	MTR,HYD,6.2 CU IN 1"SHAFT KEYED	1
3	181643	COUPLING,1-3/8"x1"x3-3/4" 1/4"&5/16 KEY	1
4	601739	HOSE,ASSEM,1/2"x252"(21'0")8FJS8FJS 8M3K	4
5	601659	CPLG,HYD,STR,2403-8-8 (8MJ-8MJ)	2
6	601390	CPLG,HYD,STR,2404-8-8 (8MJ-8MP)	2
7	601048	COUPLING,QUICK,1/2",MALE	2

EW-1 CONTROL BOX ASSEMBLY



NOTE: When hydraulic roller shaker option is ordered, this Item #2 will be replaced by Item #3. Another Item #3 will be placed at "SEE NOTE" when a offset tow hitch with a support arm is ordered. Picture shows control box for a mechanical shaker and center tow hitch.

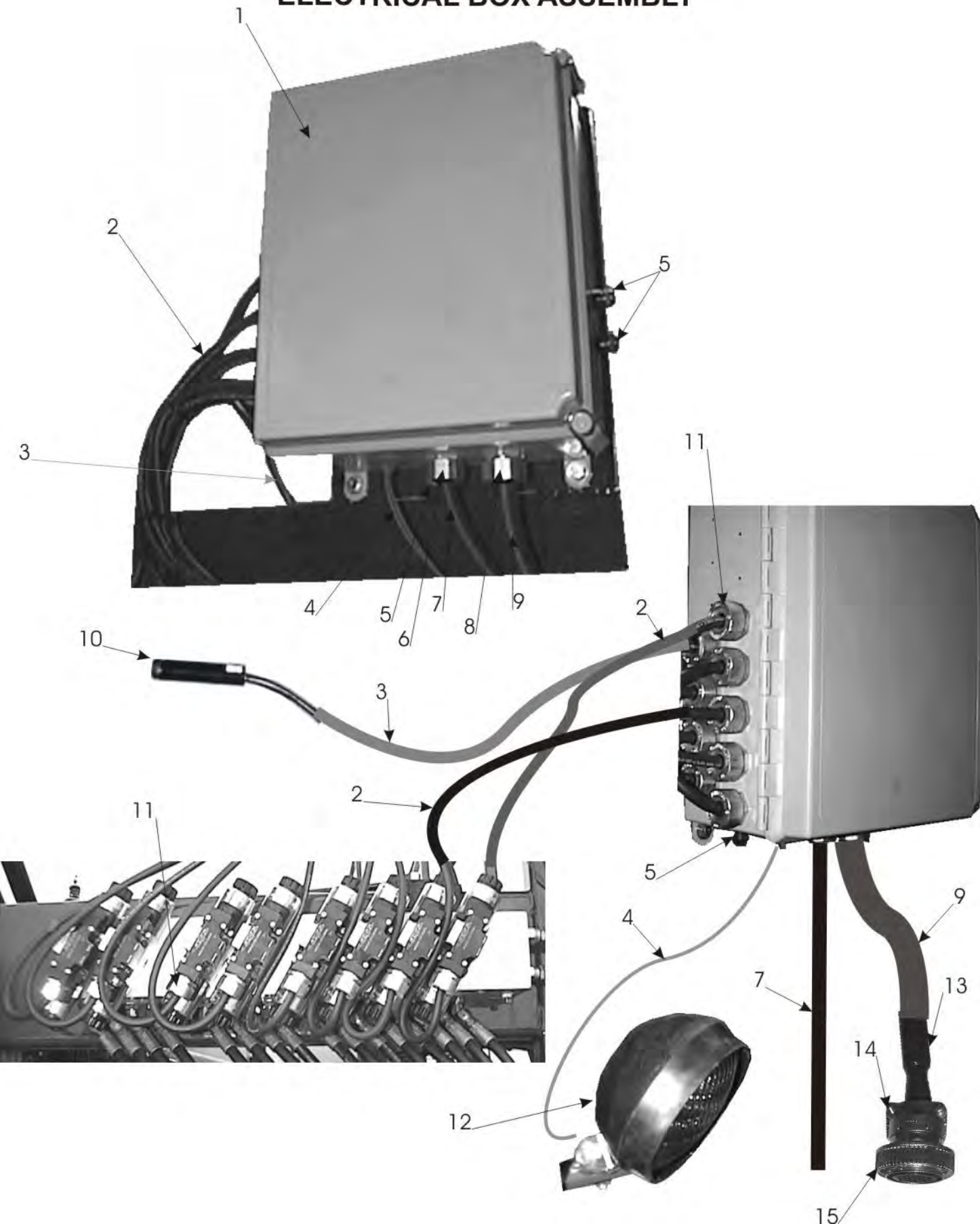


EW-1

CONTROL BOX ASSEMBLY

ITEM #	PART #	DESCRIPTION	QTY
1	402367	ENCL,B-LINE 1065-4XFOSC	1
2	402416	SWTCH,JOYSTICK,4 POS,SPRING HWIM-2222 (SEE NOTE)	3 OR 4
3	402415	SWTCH,JOYSTICK,2 POS,SPRING HWIM-2020 (SEE NOTE)	0 OR 2
4	-----	LABEL,CONTROL BOX	1
5	402371	SWTCH,PUSH,BTTM,MOMENTARY AB6Q-M2P-B	1
6	402377	CORD,18-30,CONTROL,CIRCUIT HAVR/WIND (35 FT)	1
7	981302	TUBE, SHRINK,.750-.220 (6 IN)	1
8	402356	CLAMP,CABLE 208945-8	1
9	402355	PLUG,CABLE,MOUNT,MALE 208470-1	1
10	402358	PIN,FEMALE,SOLDER TYPE 18-16G 66181-1	
11	-----	LABEL,MODEL # & BOX SERIAL #	1
12	402357	PIN,MALE,SOLDER TYPE 18-16G 66180-1	
13	402354	RECEPTACLE,12V,FEMALE,SQ FLANGE208471-1	1
14	402364	BUZZER,SONALERT SC628	1
15	402363	CONTROL,VOLUME,SCVC 854-9300	1
16	-----	LABEL, ON POWER OFF	1
17	402392	SWTCH,ROCKER,(ON-OFF),8006K43N1V2	1
18	402355	CABLE,ASSY,TRACTOR CONTROL (NOTE ASSEMBLY OF ITEMS 6,7,8,9,&10)	1

EW-2 ELECTRICAL BOX ASSEMBLY




EW-2

ELECTRICAL BOX ASSEMBLY

ITEM #	PART #	DESCRIPTION	QTY
1	402366	ENCL,12W x 10H x 6D A-12106CHQRFG	1
WITH	402365	BACKPLATE,12W x 10H ELEC ENCL A-12P10	1
2	401087	CORD,16-3 SO (5 FT)	7 OR 8
3	401087	CORD,16-3 SO (40 FT)	1
4	402185	WIRE,AUTOMOTIVE,#14 AWG RED (CUT TO FIT)	
5	402374	FUSE,BLOCK (HOLDER) HTB-46I	3
WITH	402372	FUSE,15,AMP,250V MDL-15	3
6	401145	STRN,RLF,1/2" .625-.750 ORANGE CG-6250S	1
7	401085	CORD,14-3 SO (30 FT)	1
8	401134	STRN,RLF,3/4" .625-.750 ORANGE CG-6275S	1
9	402377	CORD,18-30,CONTROL,CIRCUIT HAVR/WIND (35 FT)	1
10	402382	SENSOR,SHAFT,SINGLE,POS 46152-0210AS1	1
11	401675	STRN,RLF,1/2" .375-.500 PURPLE CG-3750S	14,15 OR 16
12	402353	LGHT,UTILITY,TRACTOR,12V,SEAL BEAM 64931	6
13	981302	TUBE, SHRINK,.750-.220 (6 IN)	1
14	402356	CLAMP,CABLE 208945-8	1
15	402355	PLUG,CABLE,MOUNT,MALE 208470-1	1

ELECTRICAL SCHEMATIC



NOTES: