

UROLIFT[®]

BPH Relief. In Sight.[™]



Not actual patient

Patient Information

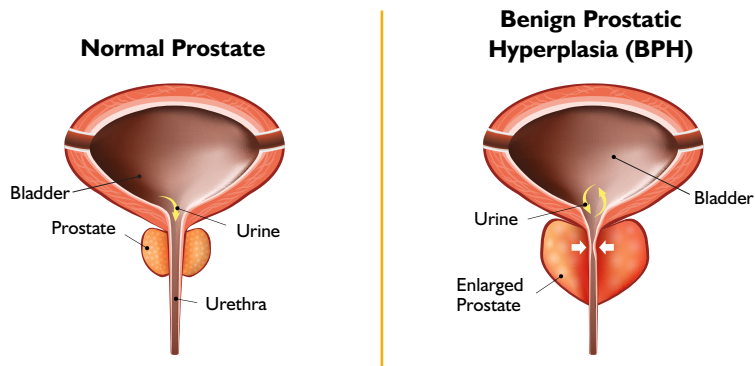
The UroLift[®] System is a proven approach to treating enlarged prostate without heating, cutting or removing tissue

What is an enlarged prostate?

Benign Prostatic Hyperplasia, or BPH, is a common condition in which the prostate enlarges as men get older. Over 40% of men in their 50s and over 70% of men in their 60s have BPH.¹ While BPH is a benign condition and unrelated to prostate cancer, it can greatly affect a man's quality of life.

As the prostate enlarges, it presses on and blocks the urethra, causing bothersome urinary symptoms such as:

- Frequent need to urinate both day and night
- Weak or slow urinary stream
- A sense that you cannot completely empty your bladder
- Difficulty or delay in starting urination
- Urgent feeling of needing to urinate
- A urinary stream that stops and starts





Not actual patient

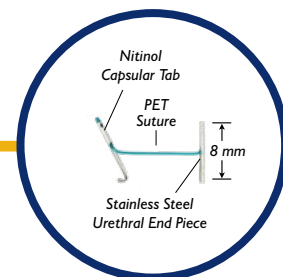
“The procedure has allowed me to **regain my quality of life**. I have no urgency, no frequency and I’m **thoroughly satisfied with the results.**”

Stephen Richardson, MD (patient)

*Results may vary

What is the UroLift® System?

The UroLift® System is a minimally invasive procedure to treat an enlarged prostate. It is a proven option for patients looking for an alternative to medications or major surgery. It is the only leading enlarged prostate procedure that does not require heating, cutting, or destruction of prostate tissue.¹⁻⁷



ACTUAL SIZE
of UroLift® implant

Advantages of the UroLift® System

- ✓ Safe and effective⁸
- ✓ Risk profile better than reported for surgical procedures such as TURP⁹
- ✓ Rapid symptom relief,¹⁰ better than reported for medications¹¹
- ✓ Only leading BPH procedure shown to not cause new and lasting sexual dysfunction*¹¹⁻¹⁴

*No instances of new, sustained erectile or ejaculatory dysfunction in the L.I.F.T. pivotal study

1. Lokeshwar, Transl Androl Urol 2019; 2. Miano, Med Sci Monit 2008; 3. Mirakhor, Can Assoc Rad J 2017; 4. Woo, BJUI 2011; 5. McVary, J Urol 2015; 6. Gilling, Can J Urol 2020; 7. Kadner, World J Urol 2020; 8. Roehrborn Urology Clinics 2016; 9. Sonksen, EU Urol, 2015; 10. Roehrborn, J Urology 2013; 11. AUA BPH Guidelines 2003, 2010, 2018, amended 2019; 12. Naspro, Eur Urol 2009; 13. Montorsi, J Urol 2008; 14. McVary, J Sex Med 2014

How the UroLift[®] System works



Step 1

The UroLift Delivery Device is placed through the obstructed urethra to access the enlarged prostate.




Step 2

Small UroLift implants are permanently placed to lift and hold the enlarged prostate tissue out of the way and increase the opening of the urethra. The permanent Implants are delivered through a small needle that comes out of the UroLift Delivery Device and into the prostate.



Step 3

The UroLift System treatment provides quick symptom relief by opening the obstructed urethra.



What to expect during the procedure

- If the UroLift® System is right for you, your doctor will provide you with detailed information relating to the procedure.
- The procedure may be performed under local or general anesthesia in a doctor's office or hospital.
- The doctor introduces a thin tube through the urethra and places implants into the prostate until a sufficient opening for urine to pass easily is achieved.



Urologist's view of obstructed prostate

What to expect after the procedure

Most patients do not require a catheter after having the UroLift System procedure. Most common side effects are temporary and include painful urination, blood in the urine, pelvic pain, urinary urgency and/or the inability to control the urge. Rare side effects, including bleeding and infection, may lead to serious outcomes and may require intervention. Most symptoms typically resolve within two to four weeks after the procedure.¹



*Unblocked urethra after UroLift System procedure**

*Results may vary
1. Roehrborn, J Urology 2013 LIFT Study



Not actual patient

**“There was a night-and-day difference
in symptom relief by the second week...
I’ve already recommended it to a friend!”**

David Brewer, Patient and Anesthesiologist

*Results may vary



FAQ'S

PROCEDURE

How do I determine if I may be a candidate for the UroLift® System procedure?

Speak to your doctor to determine if you are a candidate for the procedure. You may be a candidate if you are a male, 45 years of age or older, and have symptoms relating to BPH.

Where is the UroLift System procedure performed?

The UroLift System procedure can be performed in either an office, ambulatory surgical center, or hospital. Please speak with your doctor to understand your options and decide which one may be best for you.

How long will my results last?

The UroLift System procedure is intended to be a long-lasting solution for BPH/LUTS that utilizes a permanently placed implant. Clinical studies have proven durability out to five years.¹ Individual results may vary.

Will my prostate continue to grow even after I get a UroLift System procedure?

What if I need another procedure?

Your prostate may continue to grow after the procedure; however, receiving the UroLift System treatment does not preclude subsequent treatment with a UroLift System, laser or TURP procedure.

WHAT TO EXPECT?

How quickly can I expect to have symptom relief?

Patients can experience minimal downtime post-treatment and symptom relief as early as two weeks.²

When can I resume my usual activities?

Many men experience rapid recovery in days following the procedure.² Your doctor will discuss any restrictions and your specific situation after your procedure.

1. Roerhborn et al. Can J Urol 2017 5-Year LIFT Study;

2. Roerhborn, J Urology 2013 LIFT Study



Will I need to continue taking my BPH medications after the procedure?

The goal of the UroLift® System procedure is to provide the relief you need to discontinue your BPH medications. Your doctor will decide if continued use of BPH medication is necessary.

Will my sexual function be affected by the UroLift System procedure?

Clinical studies have shown the UroLift System procedure does not cause instances of new, sustained erectile or ejaculatory dysfunction.*² The same cannot always be said of other BPH therapies such as TURP, laser, and even medication.³

What happens if the implants need to be removed?

The implants are intended to be permanent. The implant is made up of standard surgical implantable materials: a nitinol capsular tab, a stainless steel urethral tab, and a polyethylene terephthalate suture that holds the two tabs together. Your doctor can remove the urethral tab, if needed. The suture can be cut and the urethral tab can be retrieved with a standard grasper. The capsular tab and part of the suture will remain in place inside your body.

I have read that many men don't need a catheter after the UroLift System procedure. Is this true?

Most patients do not require a catheter after having the UroLift System procedure. Your doctor will determine if you need a catheter. If a catheter is placed, it is typically only overnight and is removed the next morning.²

Is my prostate too large for this procedure?

The UroLift System is indicated for men with prostate sizes up to 100 grams. Your doctor can perform a test to determine your prostate size.

Can I have an MRI after the UroLift System procedure?

The UroLift implant is MR conditional and patients can be safely scanned after a UroLift System treatment provided that the specific MRI instructions are met, which can be found at UroLift.com/mri-information.

INSURANCE


Does my insurance cover the procedure?

The UroLift System procedure is covered by Medicare, national and commercial plans including all independent licenses of Blue Cross Blue Shield Association, when medical criteria are met. Contact your insurance provider for your specific coverage information.

*No instances of new, sustained erectile or ejaculatory dysfunction in the L.I.F.T. pivotal study

2. Roehrborn, J Urology 2013 LIFT Study;

3. AUA BPH Guidelines 2003



Now what?

Are you ready to take control of your BPH symptoms? Don't settle for frustrating urinary symptoms and daily medications. The UroLift® System procedure may be the right choice for you if you are seeking a treatment solution. So now what?

1. **Take the International Prostate Symptom Score questionnaire** to help determine the severity of your BPH symptoms
Access the survey at UroLift.com/patients/bph-symptom-score
2. **Talk to your doctor** to see if you are a candidate for the UroLift System procedure
3. **Coordinate** with your doctor's office to confirm your insurance coverage
4. **Your doctor** may recommend a series of diagnostic tests to evaluate your condition
5. **Schedule** your UroLift System procedure

Find a Physician at UroLift.com/find-a-physician



®

Not actual patient

“I’m extremely satisfied and eternally grateful for the great outcome.* It was absolutely worth it... I’d do it again in a heartbeat.”

Steve Kruschen, Patient

*Results may vary

UROLIFT®

**FOR MORE INFORMATION VISIT
UroLift.com**

Follow us on  @UroLift

Find us on  [facebook.com/UroLift](https://www.facebook.com/UroLift)

NeoTract, Inc. is dedicated to developing innovative, minimally invasive and clinically effective devices that address unmet needs in the field of urology. Our focus is to improve the standard of care for patients with Benign Prostatic Hyperplasia (BPH), a broadly underserved market.

As with any medical procedure, individual results may vary. Speak with your urologist to see if the UroLift® System procedure is right for you. Most common side effects are temporary and include painful urination, blood in the urine, pelvic pain, urinary urgency and/or the inability to control the urge. Rare side effects, including bleeding and infection, may lead to serious outcomes and may require intervention. Most symptoms typically resolve within two to four weeks after the procedure.¹

1. Roehrborn, J Urology 2013 LIFT Study

neotract | **Teleflex**®

INTERVENTIONAL UROLOGY

Pleasanton, CA 94588

Tel: 925.401.0700 • 877.408.9628

© 2020 NeoTract, Inc. All rights reserved. Printed in the USA. Teleflex, the Teleflex logo, NeoTract, UroLift, and the UroLift logo are trademarks or registered trademarks of Teleflex Incorporated or its affiliates, in the U.S. and/or other countries.

MAC00329-01 Rev E