

Pennsylvania Department of Transportation



# Trucker's Handbook



# CONTENTS

---

|  |    |
|--|----|
| Commercial Driver's License Program . . . . .                            | 3  |
| Physical Qualifications of Drivers . . . . .                             | 8  |
| Suspensions, Disqualifications, Cancellations and Restorations . . . . . | 8  |
| Point System . . . . .   | 9  |
| Titles . . . . .   | 10 |
| Insurance Certification . . . . .  | 12 |
| Registration . . . . .   | 14 |
| Apportioned Registration . . . . .                                       | 17 |
| Dual Registration . . . . .  | 21 |
| Maximum Sizes and Loads . . . . .  | 23 |
| Legal Wheel, Axle, & Gross Vehicle Weights . . . . .                     | 24 |
| Bridge Formula . . . . .   | 25 |
| Legal Axle Weights & Gross Vehicle Weights . . . . .                     | 27 |
| Farm Vehicles . . . . .  | 36 |
| Implements of Husbandry . . . . .  | 38 |
| Special Hauling Permits . . . . .  | 40 |
| Posted Highway Policies . . . . .  | 43 |
| Motor Carrier Safety Assistance Program . . . . .                        | 45 |
| Hazardous Materials . . . . .  | 46 |
| HAZMAT Spill - Notification Procedures . . . . .                         | 46 |
| Hazardous Waste . . . . .  | 47 |
| Hazardous Materials on the Turnpike . . . . .                            | 47 |
| Motor Carriers Road Tax Identification . . . . .                         | 47 |
| Weight Enforcement Program . . . . .                                     | 48 |
| Truck Access . . . . .   | 49 |
| Crash Reporting . . . . .  | 50 |
| Customer Call Center . . . . .   | 51 |
| Intrastate Carriers of Property and Household Goods . . . . .            | 51 |
| Unified Carrier Registration Act . . . . .                               | 53 |
| Definitions . . . . .  | 54 |
| Telephone List . . . . .   | 59 |



# COMMERCIAL DRIVER LICENSING PROGRAM

---

The Federal Commercial Motor Vehicle Safety Act of 1986, signed into law in October 1986, established a National Commercial Driver's Licensing Program. Although individual states are still responsible for issuing driver's licenses, their licensing standards must comply with the minimum Federal requirements.

The requirements apply to all drivers of intrastate or interstate commercial vehicles and their employers. The law affects anyone who drives a commercial vehicle that:

- has a gross vehicle weight rating over 26,000 lbs.;
- is designed to transport 16 or more passengers, including the driver;
- is a school bus; OR
- is used in the transportation of hazardous materials requiring placarding.

There are several requirements for commercial drivers and their employers. They are:

- **Single license requirement** - Commercial motor vehicle drivers may have only one license. A Pennsylvania resident holding a driver's license from another State is in violation of Federal and State law. If you have a license issued by another State, you must surrender it to the licensing agency of the new state of residence. Destroying a license does not satisfy this requirement.
- **Violations** - Commercial motor vehicle drivers must inform both the State licensing agency (Pennsylvania Department of Transportation), and their employer of any out-of-state moving traffic conviction(s) regardless of the type of vehicle in which the violation occurred. Drivers have 30 days following a conviction to notify both parties.

Pennsylvania Department of Transportation  
Bureau of Driver Licensing  
P.O. Box 68617  
Harrisburg, PA 17106-8617

- **Suspensions** - Commercial motor vehicle drivers must notify their employer if their driving privilege has been disqualified, suspended, revoked, or canceled. This notification must be made by the end of the business day following the day the driver received notice of their disqualification, suspension, revocation, or cancellation.
- **Disqualification** - The Federal act requires all states to record offenses that can disqualify commercial motor vehicle drivers for a specific period of time, depending on the violation, from operating a commercial motor vehicle. Upon receiving such notification, a commercial motor vehicle driver would then be unable to legally drive a commercial vehicle.
- **Employment** - Drivers applying for commercial driver employment must notify their employer of any prior commercial driver employment during the previous ten years.



- **Employers** - Employers may not knowingly allow an employee to operate a commercial motor vehicle if the employee's driving privilege is disqualified, suspended, revoked, or canceled, or if the employee has more than one driver's license.

Penalties for violating these provisions are severe. For each offense, commercial drivers and their employers could be fined up to \$2,500 in civil fines, additional criminal fines up to \$5,000 per violation, and/or a prison sentence of up to 90 days.

If you have any questions or need additional information regarding any of this information, please contact the Pennsylvania Department of Transportation at 1-800-932-4600.

## **Driver Classifications**

You must have a valid driver's license\* for the particular type of vehicle you wish to drive. Pennsylvania law specifies the following classifications:

**Class A:** Class **A** driver's licenses will be issued to persons 18 years of age or older. A Class **A** license will be required to operate any combination of vehicles with a gross vehicle weight rating of 26,001 pounds or more, provided the gross vehicle weight rating of the vehicle being towed is in excess of 10,000 pounds. \*\*

**Class B:** Class **B** driver's licenses will be issued to persons 18 years of age or older. A Class **B** license will be required to operate any single vehicle with a gross vehicle weight rating of 26,001 pounds or more, or any such vehicle towing a vehicle not in excess of 10,000 pounds. \*\*

**Class C:** A Class **C** driver's license will be issued to persons 18 years of age or older. A Class **C** license will be required to operate any single vehicle with a gross vehicle weight rating of less than 26,001 pounds if the vehicle is transporting hazardous materials requiring placarding \*\*\*, is designed to transport 16 or more passengers including the driver, or is a school bus. \*\*

\* Drivers of commercial motor vehicles over 10,000 pounds in interstate commerce or 17,000 pounds in intrastate commerce must also possess a valid medical examiners certificate.

\*\* Drivers must be 21 years of age to drive a commercial vehicle interstate.

\*\*\* Drivers of placarded hazardous materials must be 21 years of age.

In addition to the driver's license classes, if the vehicle is a commercial motor vehicle, the driver is required to possess a commercial driver's license (CDL) with appropriate endorsements and restrictions to operate specific vehicles. They are:

Q - Requires the driver to wear corrective lenses while driving a commercial motor vehicle.

Y - Requires the driver to wear a hearing aid(s) while driving a commercial motor vehicle.

A - Restricts the driver to only drive within an exempt intracity zone (49 CFR § 391.62).

- G - Indicates the driver is qualified medically by operation of 49 CFR § 391.62.
- V - Indicates the driver is qualified and has been issued a medical variance. (Medical variance documentation must be carried at all times when operating a commercial motor vehicle.)
- H - Required to drive a vehicle transporting hazardous materials requiring placards. (Must be 21 to qualify for this endorsement)
- N - Required to drive a tank vehicle.
- T - Required to drive double and triple trailers.
- P - Required to drive a vehicle carrying 16 or more passengers including the driver.
- S - Required to drive a school bus.
- L - Restricts the driver to vehicles not equipped with air brakes.
- X - Represents a combination of hazardous materials and tank vehicle endorsements. (Must be 21 to qualify for this endorsement)
- B - Passenger endorsement restriction-Cannot drive Class A buses.
- C - Passenger endorsement restriction-Cannot drive Class A or B buses.

### **Out-of-State CDL License Transfers**

All new residents with out-of-state CDL's must surrender them within 30 days of establishing Pennsylvania residency. To apply, a commercial driver must appear in person at one of our Driver License Centers. You will need to complete the necessary forms with the correct classification(s) and endorsements(s) and take a vision-screening test. The DL-180RCD will be provided at the Driver License Centers or you may download it at [www.dmv.state.pa.us](http://www.dmv.state.pa.us). You will need to bring your valid CDL from your prior state, your social security card as well as other identity and residency documents. When you are issued a Pennsylvania CDL, the CDL from your prior state must be surrendered to the examiner. Information regarding how to obtain an initial license is addressed in the Pennsylvania's Commercial Driver's Manual. Manuals are available at our Driver License Centers or you may get additional information on the internet at [www.dmv.state.pa.us](http://www.dmv.state.pa.us).

### **License Renewals**

You will receive your Invitation to Renew your commercial driving privilege approximately 60 days prior to the expiration date of your current driver's license.

The completed form and required fee should be returned to the Department of Transportation, Bureau of Driver Licensing, P.O. Box 68272, Harrisburg, PA 17106-8272. If, for any reason, you do not receive an application to renew your driving privilege before your current driver's license expires, you should contact the Department of Transportation and request a Commercial Driver's License Renewal Application (Form DL-143CD) or you may download this form at [www.dmv.state.pa.us](http://www.dmv.state.pa.us).

After you submit the renewal application, the Bureau will send you a camera card, which when signed and accompanied by your photo license, is valid as a temporary license for 60 days. During that time, you must have your picture taken at any of the Photo License Centers located throughout the State. (A list of Photo License Center locations and their hours of operation is available on PennDOT's website at [www.dmv.pa.us](http://www.dmv.pa.us).)

Remember to take another form of identification with you to the Photo Center. A list of acceptable forms of identification is contained on the Driver License Center flyer, mailed with your Commercial Driver's License Photo Card. After your picture is taken, the license will be produced within minutes.

Although the camera card will enable you to get a photo license beyond the specified 60-day period, the camera card is only valid as a temporary driver's license for the specified 60-day period.

If, for any medical reasons, you temporarily cannot travel to have your picture taken within the 60-day period, you may keep the camera card and have your photo taken anytime within the four-year validation period of the new license. Another licensed driver must take you to the Center, and after your license is validated, you may drive.

It is also possible to renew your license up to six months prior to its expiration date. This is particularly convenient for those traveling, attending college, or those who may be away from their permanent address at the time of renewal.

If you are interested in an early renewal, obtain and complete a renewal application (Form DL-143CD).

### **Hazardous Materials Renewal Test**

All commercial drivers who have the hazardous materials endorsement on their Commercial Driver's License will be required to take a Hazardous Materials Knowledge Test every time their CDL is up for renewal. To obtain a hazardous materials endorsement, the driver MUST be at least 21 years old and be able to read English.

Approximately six to seven months prior to the expiration date of a driver's CDL, a letter will be sent explaining that this test must be taken. The driver will be responsible for completing the test assessment prior to the driver's CDL renewal date. You will also be mailed information on renewing your security threat assessment (DL-288) and fingerprints.

Failure to do this will mean the renewed CDL will be sent out WITHOUT the hazardous materials endorsement. If, in the future, a driver wants to add the hazardous materials endorsement onto their CDL, they will have to obtain a Learner's Permit and take all required tests.



## **Lost Licenses**

If your learner's permit or driver's license has been lost, stolen, or destroyed, you may get a duplicate by submitting Form DL-80CD with PennDOT.

The completed form and required fee should be sent to the Department of Transportation, Bureau of Driver Licensing, P.O. Box 68272, Harrisburg, PA 17106-8272.

## **Moving Within Pennsylvania**

If you are a Pennsylvania resident and move to a new address, you must notify the Department of Transportation, within 15 days, of your change in residence. In order to change your address as a commercial driver, you will be required to obtain a duplicate license by sending Form DL-80CD and the required fee to the Pennsylvania Department of Transportation, Bureau of Driver Licensing, P.O. Box 68272, Harrisburg, PA 17106-8272.

## **What is a Self-Certification Form?**

The new Federal regulations require commercial drivers to self-certify the type of driving in which they operate or expect to operate, i.e., Non-excepted Interstate, Non-excepted Intrastate, Excepted Interstate, or Excepted Intrastate. The self-certification process will identify commercial drivers that operate in Non-excepted transportation, therefore identifying with drivers are required to submit a copy of their valid Medical Examiner's Certificate (DOT Physical Card) to PennDOT. Commercial drivers may use PennDOT's Self-Certification Form (DL-11CD), which can be obtained online by visiting the Commercial Driver Information Center at [www.dmv.state.pa.us](http://www.dmv.state.pa.us) or <http://www.dmv.state.pa.us/centers/commercialDriversCenter.shtml>.

## **What are the Self-Certification Driving Types?**

The Federal regulations categorize commercial driving into four groups: Non-excepted Interstate, Non-excepted Intrastate, Excepted Interstate, or Excepted Intrastate. For examples of each driving type, use PennDOT's Self-Certification/Medical Examiner's Certification Fact sheet at [www.dmv.state.pa.us](http://www.dmv.state.pa.us) or <http://www.dmv.state.pa.us/centers/commercialDriversCenter.shtml>.

## **Who must submit a Self-Certification Form?**

Every driver who currently has a commercial driver's license, as well as every driver applying for a commercial learner's permit, must submit a self-certification form. Those commercial drivers who engage in Non-excepted transportation are also required to submit a copy of their valid Medical Examiner's Certificate (DOT Physical Card) to PennDOT.

## **PHYSICAL QUALIFICATIONS OF DRIVERS**

---

---

**NI- Non-Excepted Interstate Drivers** operating a commercial motor vehicle with a GVWR – gross vehicle weight rating or GCWR – gross combination weight rating, gross vehicle weight, or gross combination weight of 10,001 pounds or greater must have on their person, a medical examiners certificate or photographic copy stating they are qualified to operate a commercial motor vehicle. The driver must have been medically certified within the previous 24 months.

**NA - Non-Excepted Intrastate Drivers** operating a commercial motor vehicle with a GVWR – gross vehicle weight rating or GCWR – gross combination weight rating, gross vehicle weight, or gross combination weight of 17,001 pounds or greater must have on their person, a medical examiners certificate or photographic copy stating they are qualified to operate a commercial motor vehicle. The driver must have been medically certified within the previous 24 months.

## **SUSPENSIONS, REVOCATIONS, DISQUALIFICATIONS, CANCELLATIONS & RESTORATIONS**

---

---

### **Pennsylvania Licensed Drivers**

If your privilege to drive a commercial motor vehicle is suspended, revoked, cancelled or disqualified you will receive a Suspension, Revocation, Cancellation or Disqualification notice listing the date the suspension, revocation, cancellation or disqualification will begin.

If your privilege to drive a commercial motor vehicle is to be disqualified, but not suspended or revoked, you may apply for a non-commercial Class C and/or M Driver's License. Once your period of disqualification has been served and the restoration fee(s) has been paid, you are eligible to reapply for restoration of your CDL.

You may appeal a driving privilege suspension, revocation, cancellation or disqualification to the Court of Common Pleas in your county of residence within 30 days of the mailing date on the notice.

You must surrender your driver's license by the effective suspension, revocation, cancellation or disqualification date listed on the form. Otherwise, the State and local police will be authorized by the Bureau of Driver Licensing to confiscate your license.

A restoration fee will be charged for the reinstatement of any suspended or revoked driver's license. There is also an additional CDL restoration fee. This payment should be made payable to the Pennsylvania Department of Transportation and must accompany the request for restoration. Individuals may also pay their restoration fee online at [www.dmv.state.pa.us](http://www.dmv.state.pa.us), under the more online services section.

## **Failure to Respond to Citations**

Your driving privilege will be suspended if you are issued a traffic citation and fail to respond. Your driving privilege suspension will remain in effect until you respond to the citation and obtain a payment receipt or discharge notice for the citation from the court. You must mail the receipt or the discharge notice, together with the restoration fee(s), to the Pennsylvania Department of Transportation, Restoration Section, P.O. Box 68693, Harrisburg, PA 17106-8693.

If you do not respond, make payment, or do not have the citation discharged before the effective date of suspension, you must return your current driver's license and/or learner's permit to the Pennsylvania Department of Transportation together with the restoration fee. Your driving privilege suspension will remain in effect until you respond to the citation. You will not be permitted to operate any motor vehicle until you have been advised in writing by the Bureau of Driver Licensing that your driving privilege has been reinstated.

There is no restoration fee required if you respond to the citation prior to the effective date listed on the notice.

# **POINT SYSTEM**

---

## **The Pennsylvania Point System and How It Works**

The Department of Transportation maintains a driving record for every driver licensed in Pennsylvania. Points are added to a driving record when a driver is found guilty of certain driving (moving) violations. These violations are printed in the Motor Vehicle Code.

The purpose of the point system is to help improve driving habits and to insure safe driving. The Department begins to take corrective actions when a driving record reaches six (6) or more points. The Pennsylvania Point System Fact Sheet provides an explanation of the point system for Pennsylvania licensed drivers and can be found at [www.dot.state.pa.us](http://www.dot.state.pa.us).

## **For Additional Information**

Information regarding driver and vehicle services is available 24 hours by using a touch-tone telephone. Service representatives are available between the hours of 8:00 a.m. and 5:00 p.m. – Monday to Friday for direct assistance except on major holidays.

**In-State**  
**1-800-932-4600**  
**TDD 1-800-228-0676**

**Out-of-State**  
**1-717-415-5300**  
**TDD 1-717-412-5380**

You can also visit us through the Pennsylvania Home Page at: [www.dot.state.pa.us](http://www.dot.state.pa.us) and click on "Driver and Vehicle Services".

# TITLES

---

---

## Titles For New Trucks

The following information and fees must be provided to title and/or register all new trucks:

1. application for Certificate of Title (Form MV-1);
2. manufacturer's statement of origin;
3. vehicle identification number tracing and a GVWR and GAWR tracing; or (verification by an authorized agent of PennDOT or certified Inspection mechanic)
4. six percent (6%) sales tax on the purchase price, 8% for Philadelphia and 7% for Allegheny Counties (exempt if carrier has ICC or PUC authority); AND,
5. Acceptable Proof of Identification (refer to the Acceptable Proof of Identification Fact Sheet found on PennDOT's Driver and Vehicle Services website at [www.dmv.state.pa.us](http://www.dmv.state.pa.us)).
6. \$50.00 title fee;
7. if applicable, a \$23.00 fee to record an encumbrance.
8. Odometer must be listed unless the GVWR (gross vehicle weight rating) is 16,000 pounds or higher.

**Notes:** If you are applying for a registration plate at the same time, the registration fee is required. Refer to the Registration Fee Schedule on (Form MV-70S) found on PennDOT's website at [www.dmv.state.pa.us](http://www.dmv.state.pa.us). If a registration plate is to be transferred from a currently registered vehicle, attach the \$9.00 transfer fee (non-apportioned vehicles).

## Title Transfers From Another State

You must complete an Application for Certificate of Title (Form MV-1) to transfer a vehicle title from another state. You must also provide appropriate proof of ownership from the last state in which the vehicle was titled or registered, whether it was in your name or assigned over to you. You will be required to provide acceptable proof of identification such as a Pennsylvania driver's license or identification card. (Please refer to the Acceptable Proof of Identification Fact Sheet found on PennDOT's Driver and Vehicle Services website at [www.dmv.state.pa.us](http://www.dmv.state.pa.us).)

If the vehicle has been titled in your name for at least six months, you are not required to show proof of sales tax paid. If it has been less than six months, you will need to provide your sales tax receipt, or remit PA sales tax. Note: Applicants exempt from Pennsylvania sales tax will list the appropriate Sales Tax Exemption reason code in Sections 1A and/or 1B. (See exemption codes on reverse side of MV-1 form.)

Generally, the Certificate of Title will meet the requirement. Any existing encumbrance or lien on your proof of ownership document must be satisfied and released by the lien holder, unless

the identical lien information is to be recorded on the new Pennsylvania title and is entered on the Form MV-1.

All out-of-state vehicles require a complete tracing or verification of the vehicle identification number, the gross vehicle weight rating (GVWR) and gross axle weight rating (GAWR). Only an authorized certified inspection mechanic is authorized to verify the GVWR. If you are also applying for a registration plate or transfer of a plate, the same procedure, forms, and fees will be required as for a new vehicle. Send the material to the Pennsylvania Department of Transportation, Bureau of Motor Vehicles, P.O. Box 68591, Harrisburg, PA 17106-8591.

### **Transfer of Title Upon Sale**

When you or your company owns a vehicle you want to sell, the reverse side of the Pennsylvania title must be completed.

The current owner (or owners) must sign Section A in the presence of an authorized PennDOT agent. If the vehicle is registered at 16,000 pounds or less, the odometer reading must be listed. The purchaser(s) will also hand-print and sign their name in the appropriate spaces in Section A.

The purchaser will provide the authorized agent with any encumbrance or lien information which will be recorded in Section D of the Pennsylvania Certificate of Title. The purchaser(s) will sign in Section D in the presence of an authorized PennDOT agent. This section must also be notarized.

The title transfer fee is \$50.00. If an encumbrance or lien is recorded, there is an additional \$23.00 fee. In addition, a fee is usually charged for the agent's services. The amount varies from one agent to another.

If applying for a new registration, the purchaser must provide proof of insurance information. See pages 12 and 13 for what is accepted as proof of insurance by PennDOT. For current registration fees, refer to Form MV-70S, "Schedule of Fees" found on PennDOT's Driver and Vehicle Services website at [www.dmv.state.pa.us](http://www.dmv.state.pa.us). The purchaser must also pay a six-percent (6%) sales tax on the purchase price, 8% in Philadelphia and 7% for Allegheny Counties, unless you have ICC or PUC authority.

The assigned title, along with the other necessary papers, must be forwarded within 20 days of the sale to the Pennsylvania Department of Transportation.

### **Encumbrances**

When you have borrowed funds and used your vehicle as collateral an encumbrance or lien must be recorded in these instances:

1. When you apply for a Pennsylvania title for a new vehicle or a vehicle purchased out-of-state, record the encumbrance on the Form MV-1 and on the proof of ownership document if applicable.
2. When you transfer ownership of a vehicle currently titled in Pennsylvania, record the encumbrance on the front of title in Section D.

When an encumbrance or lien is recorded, the lienholder will hold the title either in paper or electronic form.

When you want to record or renew a lien on a Pennsylvania title and no transfer of ownership is involved, use the Form MV-38L.

Once the lien has been satisfied by the lien holder, the individual may retain the title and need not apply for a clear title. If a clear title is desired, send Form MV-38O, the current title, and a \$50.00 fee to the Pennsylvania Department of Transportation using the address listed on the form.

### **Title Corrections**

**Error By The Pennsylvania Department of Transportation:** A title can be returned for correction without charge if an error was made by PennDOT. You must complete an Application for Correction or Change of Vehicle Record (Form MV-41). Attach the title and send the documents to the Pennsylvania Department of Transportation, Bureau of Motor Vehicles.

**Error By The Applicant:** You must complete a Form MV-41, attach the incorrect certificate of title, and include a \$50.00 title fee.

**Leased Vehicles:** Leasing companies can add, change, or delete lessee information for leased vehicles by using Form MV-1L, Application for Lessee Information. This form also gives the leasing company the option of indicating where renewal applications and credentials should be mailed. However, the title will always be in the name of the owner and mailed to the owner or lienholder.

### **Duplicate Title**

If your Certificate of Title is lost, destroyed, defaced, stolen, illegible, or never received, you can apply for a duplicate by completing an Application for Duplicate Certificate of Title (Form MV-38O). Follow the instructions for your particular case on the back of the form. The duplicate title fee is \$50.00, except when a title is never received. In this case, complete the notarized section of the Form MV-38O within 90 days of the original issuance and a free duplicate title will be issued.

The duplicate title will be mailed to the owner at the address shown. If there is a duplicate title being requested by the encumbrance holder, form MV-38L must be completed.

## **INSURANCE CERTIFICATION**

---

All motor vehicles registered and operated in Pennsylvania must be covered by financial responsibility in the form of a standard motor vehicle liability policy from an insurance company licensed to do business in the Commonwealth (unless the vehicles are self-insured in accordance with regulations of the PA Department of Insurance and the PA Department of Transportation). Minimum coverage is \$15,000 for bodily injury or death of one person, \$30,000 for injury or death of two or more persons, and \$5,000 property damage. You must maintain financial responsibility in order to retain your vehicle registration.

When you register a motor vehicle or renew your registration, you will be required to supply



PennDOT with acceptable proof of insurance that would include the effective and expiration dates of your automobile insurance policy, the name of your insurance company, and your policy number or you will have to self-certify that you are financially responsible and personally able to pay for damages that you may become liable for because of motor vehicle accidents. Your driving privilege may be suspended or your vehicle registration revoked for failure to show proof of financial responsibility as required by law. The following documents are acceptable proofs of insurance:

1. A copy of an insurance identification card.
2. A copy of the declaration page of an insurance policy.
3. A copy of an application for insurance to the Pennsylvania Automobile Insurance Plan signed by a licensed insurance agent or broker.
4. A copy of a certificate of self-insurance issued by PennDOT.
5. A copy of a valid binder of insurance issued by an insurance company licensed to sell motor vehicle liability insurance in Pennsylvania.

NOTE: The above copies must be the Official document issued by the insurance carrier.

In addition, you may be required to show proof of financial responsibility if:

1. you are involved in a motor vehicle accident;
2. you are convicted of a traffic offense other than a parking offense that requires a court appearance; AND/OR,
3. you are requested to do so by a police officer who believes you have committed a traffic offense.

If you are stopped and determined to be operating your vehicle without insurance, you could face the following penalties and expenses:

1. A minimum of \$300 fine for driving uninsured
2. A three-month suspension of your vehicle registration
3. A three-month suspension of your driver's license
4. \$50 restoration fee to restore your vehicle registration
5. \$50 restoration fee to restore your driver's license
6. That vehicle may not be driven by anyone while the registration is suspended.

Failure to show proof of financial responsibility will result in a three-month revocation of vehicle registration and a three-month suspension of the vehicle owner's driving privilege, if they were the driver at the time of an accident or violation.

You must provide PennDOT with evidence of financial responsibility when you request restoration of your operating privilege and/or registration privilege which was previously suspended or revoked.

A proposal of self-insurance will not be approved unless it is accompanied by collateral in the amount of \$50,000 for one secured vehicle, and \$10,000 for each additional vehicle, up to a maximum of \$1 million.

**Note:** Pennsylvania does not require any hazardous material insurance above and beyond the amounts required in the Federal Motor Carrier Safety Regulations 49 CFR, Part 387, Minimum Levels of Financial Responsibility for Motor Carriers under the Public Liability Limits.

## REGISTRATION

---

Pennsylvania residents are required to register their vehicles in Pennsylvania. A foreign corporation is considered a Pennsylvania resident if its principal place of business is in Pennsylvania. A resident's vehicle is exempt if it is based in another state, legally required to be registered there, and operated principally outside of Pennsylvania. A vehicle is based in the state from or in which the vehicle is most frequently dispatched, garaged, maintained, operated, and otherwise controlled.

Commercial vehicles of nonresidents are generally exempt from registration as long as they are properly registered in another jurisdiction and operated only in interstate transportation. Vehicles of all non-residents used in intrastate transportation within Pennsylvania are required to be registered in Pennsylvania. Intrastate transportation is basically the movement of freight between two points within Pennsylvania.

Vehicles weighing in excess of 26,000 lbs. that are nonapportioned registered vehicles requiring temporary interstate travel must; obtain a temporary trip permit or be apportioned registered. A 72-hour trip permit is required before operating an apportionable vehicle in Pennsylvania. Information on apportioned vehicles may be found later.

There are 25 classes of truck, truck-tractor, and combination registrations. Truck manufacturers and the state regulate the maximum weight a truck may safely carry. Based on these specifications and regulations, you must select one of these classes when registering your vehicle. A truck is registered according to its gross weight (the weight of the empty truck, plus the weight of the heaviest load and the occupants it will carry). If the truck is used to tow a full-trailer or semi-trailer registered in excess of 10,000 pounds, the truck must be required to be registered in combination. The weights of the empty towing-vehicle and the empty trailer, plus the heaviest load both vehicles will carry, would be included in figuring the combination gross weight required.

A truck-tractor is designed to be used in combination with a semi-trailer, and its registered combined gross weight always includes the gross weight of the vehicle it is towing.

No truck, truck-tractor or combination can be registered at a gross weight exceeding 80,000 pounds.

When registering a truck, truck-tractor, or combination, consider the following:

1. minimum registered gross weight;
2. maximum axle weight and maximum registered gross weight;
3. general provisions for trucks and truck-tractors; AND,
4. general provisions for combinations.

### **Minimum Registered Gross Weight**

- A. A truck cannot be registered at less than the total of the following:
  1. weight of the empty vehicle;
  2. maximum weight of the load to be carried;
  3. weight of the fuel capacity; AND,
  4. weight of any permanent or temporary attachments.
- B. Any truck-tractor, or a truck which will be used to tow trailers over 10,000 pounds cannot be registered at less than the total of the following:
  1. empty weight of both vehicles;
  2. maximum weight of the load to be carried by either or both vehicles;
  3. weight of the fuel capacity; AND,
  4. weight of any permanent or temporary attachments on both vehicles (or all three vehicles in case of a twin-trailer combination).
- C. A trailer cannot be registered at less than the total of the following:
  1. weight of the empty vehicle;
  2. maximum weight of the load to be carried; AND,
  3. weight of any permanent or temporary attachments.

### **Maximum Axle Weight and Maximum Registered Gross Weight**

The registered gross weight of a truck, truck-tractor, or trailer cannot exceed the lowest of the following:

1. manufacturer's gross vehicle weight rating;
2. sum of the manufacturer's gross axle weight ratings (except trailers); AND,
3. sum of the state's maximum allowable axle weights for the vehicle (except truck-tractor and trailers).

**General Provisions for Trucks**

No truck, when operated on a public highway, can exceed the maximum gross weights listed below.

| <b>Maximum Gross<br/>Type of Truck</b> | <b>Weight In Pounds</b> |
|--|-------------------------|
| Two-Axle . . . . .                     | 38,000                  |
| Three-Axle. . . . .                    | 58,400                  |
| Four-Axle . . . . .                    | 73,280                  |
| Five-Axle . . . . .                    | 73,280                  |
| Six-Axle. . . . .                      | 77,000                  |
| Seven-Axle . . . . .                   | 80,000                  |

**General Provisions for Combinations**

A combination registration is required for a towing vehicle when the trailer is registered in excess of 10,000 pounds and the cumulative weight of both vehicles exceeds the registered weight of the towing vehicle.

A truck towing a trailer does not need to be registered in combination or have a registered gross weight sufficient to cover the weight of the truck and the trailer if the trailer is registered for 10,000 pounds or less. However, each vehicle must be in compliance with its own registered weight.

No combination can exceed 80,000 pounds and the gross weight of the following combinations cannot exceed the maximum gross weights listed below.

| <b>Type of Truck</b>                                       | <b>Maximum Gross<br/>Weight In pounds</b> |
|--|---|
| Two-Axle truck-tractor and single axle semi-trailer .....  | 58,400                                    |
| Two-axle truck-tractor and two-axle semi-trailer .....     | 73,280                                    |
| Three-axle truck-tractor and single axle semi-trailer..... | 73,280                                    |
| Two-axle truck and two-axle trailer .....                  | 73,280                                    |

**Trailer Registration**

Although the gross weight of a trailer (over 10,000 pounds) is included in the registered gross weight of the towing vehicle, you must also register each trailer separately. Trailers fall into one of three registration classes, based on gross weight. You can register your trailer(s) for one year, five years, or lifetime.

**Registration Fees**

For a listing of the most current registration fees for trucks, truck tractors and farm vehicles, please refer to Form MV-70S, "Schedule of Fees," found on PennDOT's Driver and Vehicle Services website at [www.dmv.state.pa.us](http://www.dmv.state.pa.us).

# **APPORTIONED REGISTRATION**

---

Pennsylvania is a member of the International Registration Plan (IRP), which is an agreement providing for registration reciprocity among member Jurisdictions. Except for Alaska and Hawaii, all other states and the District of Columbia are members of the IRP. In addition, the Canadian Provinces of Alberta, British Columbia, Manitoba, New Brunswick, Nova Scotia, Ontario, Prince Edward Island, Quebec, Saskatchewan and Newfoundland & Labrador participate in the Plan.

The unique feature of the Plan is that, Pennsylvania collects the registration fees due to other jurisdictions then issues the registrant an apportioned plate, a cab card indicating the jurisdictions fees had been collected and an expiration sticker. The Plan provides for payment of apportionable fees on the basis of the proportion of total distance operated in all Jurisdictions by the fleet of which a vehicle is part. Pennsylvania distributes the registration fees collected to each affected jurisdiction monthly through the IRP Clearinghouse program.

To qualify as an apportionable vehicle, the power unit that is used or intended for use in two or more member jurisdictions for the transportation of persons for hire or designed, used, or maintained primarily for the transportation of property, and:

1. has two Axles and a gross Vehicle weight or registered gross Vehicle weight in excess of 26,000 pounds (11,793.401 kilograms), or
2. has three or more Axles, regardless of weight, or
3. is used in combination, when the gross Vehicle weight of such combination exceeds 26,000 pounds (11,793.401 kilograms).

## **Operating Authority and Other Taxes**

If you are a contract or common carrier, you are still required to obtain operating authority from the Public Utility Commission (and similar authorities in other states). The apportioned registration plan does not eliminate these requirements. Furthermore, payment of fuel taxes is still required separately and is not covered by the apportioned registration plan.

## **US DOT Number**

Companies that operate commercial vehicles transporting passengers or hauling cargo in interstate commerce must be registered with the FMCSA and must have a USDOT Number. Also, commercial intrastate hazardous materials carriers who haul quantities requiring a safety permit must register for a USDOT Number.

The USDOT Number serves as a unique identifier when collecting and monitoring a company's safety information acquired during audits, compliance reviews, crash investigations, and inspections.

You are required to obtain a USDOT number if you have a vehicle that:

- Has a gross vehicle weight rating or gross combination weight rating, or gross vehicle weight or gross combination weight, of 4,536 kg (10,001 pounds) or more, whichever is greater; or
- Is designed or used to transport more than 8 passengers (including the driver) for compensation; or
- Is designed or used to transport more than 15 passengers, including the driver, and is not used to transport passengers for compensation; or
- Is used in transporting material found by the Secretary of Transportation to be hazardous and transported in a quantity requiring placarding.

**AND is involved in Interstate commerce:**

Trade, traffic, or transportation in the United States—

- Between a place in a State and a place outside of such State (including a place outside of the United States);
- Between two places in a State through another State or a place outside of the United States; or
- Between two places in a State as part of trade, traffic, or transportation originating or terminating outside the State or the United States.

You are required by FMCSA to obtain USDOT Number and comply with the Federal Regulations.

It is the responsibility of motor carrier operators and drivers to know and comply with all applicable Federal Motor Carrier Safety Regulations.

**MC Number**

FMCSA operating authority is also referred to as an "MC," "FF," or "MX" number, depending on the type of authority that is granted. Unlike the USDOT number application process, a company may need to obtain multiple operating authorities to support its planned business operations. Operating authority dictates the type of operation a company may engage, the cargo it may carry, and the geographical area in which it may legally operate. Carriers not required to have operating authority include Private carriers, "for-hire" carriers that exclusively haul exempt commodities (cargo that is not federally regulated), or carriers that operate exclusively within a federally designated "commercial zone" that is exempt from interstate authority rules. Further information about obtaining interstate operating authority (MC number) can be found at [www.fmcsa.dot.gov](http://www.fmcsa.dot.gov).



## **MOTOR CARRIERS ROAD TAX / IFTA**

The IFTA program is administered by the Pennsylvania Department of Revenue. This agreement provides for base state reporting of fuel taxes for operators of qualified motor vehicles, most commonly truckers, used in interstate operations.

The motor carriers road tax / IFTA is imposed on fuel consumed by qualified motor vehicle operators within Pennsylvania, and qualified motor vehicles operated in Pennsylvania intrastate activities only are subject to fuel taxation under the motor carriers road tax. Credit is granted for tax paid on fuel purchases.

The tax rate is equivalent to the rate per gallon currently in effect on liquid fuels, or alternative fuels plus an oil company franchise tax component.

Annual decal fees indicating vehicle registration in Pennsylvania are also included in these taxes. The cost is \$5 per vehicle per calendar year, and the decals must be displayed on both sides of each qualified vehicle operated in Pennsylvania.

Payments and reports are due by the last day of April, July, October and January for the quarter ending the last day of the preceding month. Further information can be found at: [http://www.portal.state.pa.us/portal/server.pt/community/motor\\_fuel\\_taxes/14353](http://www.portal.state.pa.us/portal/server.pt/community/motor_fuel_taxes/14353)

## **UNIFIED CARRIER REGISTRATION (UCR)**

The UCR program is administered by the Pennsylvania Public Utility Commission. The UCR Act requires motor carriers (including for-hire, private and exempt motor carriers), leasing companies, freight forwarders, and brokers that operate in interstate commerce to register with the program and pay a fee. These fees will fund motor carrier safety and enforcement programs. The UCR Act is not applicable to businesses whose operations are wholly intrastate.

Motor carriers that operate in interstate commerce must pay a UCR annual fee based on the size of their fleet. For the purposes of the UCR Act, a commercial motor vehicle is defined as a self-propelled vehicle used on the highways in commerce principally to transport passengers or cargo, if the vehicle:

- A. has a gross vehicle weight rating of at least 10,001 pounds or more;
- B. is designed to transport 11 or more passengers (including the driver); or
- C. is used in transporting hazardous materials in a quantity requiring placards.

Interstate carriers that also hold operating authority from the Public Utility Commission and pay the UCR fee must still pay a PUC assessment on revenue earned from non-UCR operations. UCR operations are limited to:

- (1) group and party service in vehicles seating 16 or more passengers, including the driver; and
- (2) property service (does not include household goods).

Note that payment of the Commission assessment (based on non-UCR related operations) will not relieve a carrier from registering under the UCR Act and paying the appropriate UCR fee for that portion of its operations subject to the UCR program. Carriers must verify their interstate operations with the Commission on the annual Assessment Report. Carriers will be asked to provide their US DOT number, and if appropriate their MC number. Interstate carriers that also hold operating authority from the PUC are not required to display the PUC number on their vehicles, nor carry any credentials demonstrating PUC authority.

## **HEAVY VEHICLE USE TAX (HVUT)**

HVUT is an annual federal highway use tax paid to the federal Internal Revenue Service (IRS) on vehicles operating on public highways at a gross weight of 55,000 lbs. and greater. The federal government distributes revenues back to the states for highway construction and maintenance projects.

During the time of registration, the vehicle owner or registrant must provide PENNDOT proof of payment for each qualified vehicle. Compliance of this requirement is obtained when either of the documents below has been received and successfully processed:

1. Form 2290, schedule 1 indicating the correct vehicles has been dated and stamped paid by the IRS, or
2. An electronic receipt of Form 2290, schedule 1 showing the IRS dated e-file watermark

To be exempt from the tax, a highway motor vehicle must be used and actually operated by:

- The Federal Government,
- The District of Columbia,
- A state or local government,
- The American National Red Cross,
- A nonprofit volunteer fire department, ambulance association, or rescue squad,
- An Indian tribal government but only if the vehicle's use involves the exercise of an essential tribal government function, or
- A mass transportation authority if it is created under a statute that gives it certain powers normally exercised by the state.

**For vehicles exempted from the heavy vehicle use tax payment by the IRS, a stamped approved statement of exemption must be submitted along with the registration renewal.**

For additional information, you may visit the Internal Revenue Service website at: [www.irs.gov](http://www.irs.gov) and search for HVUT.

For additional information, you may also contact the agencies listed below;

### **PUC (Public Utility Commission)**

717- 787-3834

<http://www.puc.state.pa.us/Home.aspx>

### **FMCSA (Federal Motor Carrier Safety Administration)**

800-832-5660

<http://www.fmcsa.dot.gov/online-registration>

### **IFTA (PA Department of Revenue)**

1-800-482-4382

[http://www.portal.state.pa.us/portal/server.pt/community/motor\\_fuels\\_tax/14700/motor\\_carrier\\_road\\_tax\\_ifta/601624](http://www.portal.state.pa.us/portal/server.pt/community/motor_fuels_tax/14700/motor_carrier_road_tax_ifta/601624)

### **UCR (Unified Carrier Registration program)**

<http://ucr.in.gov/>

# DUAL REGISTRATION

---

## Overview

Dual Registration is a vehicle registration program designed to aid customers who are performing intrastate movement or are regularly carrying on business in Pennsylvania. Dual Registration is available for any vehicle 26,000 pounds and under or has less than 3 axles.

## Registration Requirements for Dual Registration

### Documents Needed:

1. Application for Certificate of Title (Form MV-1), (a title will not be issued. Only a record will be created). This form must be completed, signed, dated, and notarized.
2. A vehicle identification number tracing, including the vehicle weight ratings, must be attached to the Form MV-1. If a legible tracing cannot be secured, the Form MV-1 form must be signed and certified by an inspection mechanic or a notary public that is a full agent or is employed by a Pennsylvania dealer. The words "dual registration" must be indicated on the form, in the lien section. If the vehicle is a truck, the GVWR must be verified by an inspection mechanic if the tracing cannot be obtained. If the vehicle is a tractor the GCWR must be verified by an inspection mechanic.
3. Photocopy (front and back) of the out-of-state title in the applicant's name. (Since a Pennsylvania title will not be received by the registrant, the out-of-state title can still be maintained.)
4. Photocopy of insurance card or temporary insurance binder. This form must be submitted in order to prove the applicant is presently maintaining financial responsibility/insurance.
5. Proof of Payment of Sales Tax - Pennsylvania charges sales tax at the rate of six percent (6%) of the purchase price. Credit will be granted for state sales tax legally paid to another state provided such state grants similar tax credit to Pennsylvania. In instances where credit is allowed, the difference between the actual paid tax and Pennsylvania's six percent (6%) tax will be charged. This amount must be indicated on the Form MV-1. (Note: if the vehicle has been owned for over six months, Pennsylvania's tax rate is six percent (6%) of the fair market value of the vehicle.) If you have ICC or PUC common or contract authority, sales tax is exempt.

**Note:** Because the registration credentials are not issued until the paperwork is processed by the Bureau, the following procedures should be followed:

- a. For carriers who have access to Pennsylvania Tag Agents, all necessary applications to obtain Pennsylvania registration can be completed in their offices. In order to obtain authorization to issue a registration plate, the agent must call the Commercial Registration Section at (717) 787-4309.

- b. For carriers who do not have access to Pennsylvania Tag Agents, you may call the Commercial Registration Section at (717) 787-4309 and request that the necessary registration applications to register your vehicle be mailed to you. The applications must be completed and mailed to the address listed under "Application Process," along with the proper fees.

**Note:** The MV-1 is a restricted application and will not be mailed, it can only be obtained from a Pennsylvania Tag Agent. The pink copy of the Form MV-1 is valid only for 60 days from the date of issue or until the vehicle's credentials are received, whichever comes first.

6. Internal Revenue Service Form 2290, Schedule 1, Proof of Payment for the Heavy Vehicle Use Tax (HVUT). This form is needed for vehicles with a taxable gross weight or combination weight of 55,000 pounds and greater.

### **Application Process**

The above applicable forms should be mailed to:

Pennsylvania Department of Transportation Bureau of Motor Vehicles  
Commercial Registration Section  
P.O. Box 68612  
Harrisburg, PA 17106-8612

Further information can be obtained by writing to the above address or calling (717) 787-4309.

### **Penalty**

The fine for operating in Pennsylvania without the proper registration is double the Pennsylvania registration fee.

### **Additional Requirements**

**Inspections** - Vehicles bearing current registration plates issued by the Commonwealth shall not be moved on a highway unless the vehicle displays a currently valid certificate of inspection issued by a Pennsylvania official inspection station.

### **Operating Authority**

All vehicles must be correctly registered and equipped in accordance with the laws of their home state and/or Federal Highway Administration regulations. For additional information with regard to intrastate operating authority in Pennsylvania, contact the Public Utility Commission, North Office Building, P.O. Box 3265, Harrisburg, PA 17120, or telephone (717) 787-3834.

For interstate operating authority through Pennsylvania, contact:

Federal Motor Carrier Safety Administration (FMCSA)  
US DOT Number Application  
1200 New Jersey AVE SE  
Washington DC 20590  
or telephone 800-832-5660

**Schedule of Fees/Truck and Truck Tractor**

or the most current registration fees, please refer to Form MV-70S, "Schedule of Fees," found on PennDOT's Driver and Vehicle Services website at [www.dmv.state.pa.us](http://www.dmv.state.pa.us).

**MAXIMUM SIZES AND LOADS**

---

**Legal Size Restriction (including Load)**

Total length (including bumpers and load overhang) - Single Motor Vehicles . . . . . 40 feet

**Combinations**

**ON NATIONAL TRUCK NETWORK AND APPROVED ACCESS ROUTES**

(interstates and certain designated primary highways)

Truck Tractor and 53' or shorter trailer - Maximum Width . . . . . 8 1/2 feet  
*(41 feet max. - King pin to center of rear axle group)*

Truck Tractor and Two Twin Trailers - Maximum Width . . . . . 8 1/2 feet  
*(trailer lengths 28 1/2 feet maximum)*

Conventional 5th Wheel and Automobile transporters (plus overhang) . . . . . 65 feet  
*(Overhang: front – 3 feet, rear – 4 feet)*

**Note:** Trailer Length does not include refrigeration equipment or airfoil devices (bubbles).

**ALL HIGHWAYS**

**General Width Restrictions**

Overall Width . . . . . 8 feet

Truck Tractor and 53' or shorter trailer - Maximum Width . . . . . 8 feet  
*(41 feet max. - King pin to center of rear axle group)*

Single Trailer Household Goods carriers - 53' or shorter trailer -  
 Maximum Width . . . . . 8 1/2 feet

Truck Tractor/single trailer (trailer length - 28 1/2 feet Maximum)  
 Maximum width . . . . . 8 1/2 feet

Nondivisible loads on highways having a roadway width of 20 feet or more . . . . . 8 1/2 feet

Trucks (other than combinations) . . . . . 8 1/2 feet

**General Length Restrictions**

Stinger Steered Automobile Transporters and Saddle Mounts (plus overhang) . . . . . 75 feet  
*(Overhang: front - 3 feet, rear - 4 feet)*

Conventional 5th Wheel Automobile Transporters (including overhang) . . . . . 65 feet  
*(Overhang: front - 3 feet, rear - 6 feet)*

Maximum length of a nondivisible load carried on a combination of vehicles . . . . . 70 feet  
*(No overall length limit for the combination)*

**Height Restrictions**

Overall Height ..... 13 1/2 feet

**Load Overhang Restrictions**

The extension of a load beyond the extremities of the vehicle cannot exceed the measurements listed below:

Front ..... 3 feet  
 Rear ..... 6 feet \* \*\*

\* This may be exceeded for combinations carrying nondivisible loads not exceeding 70 feet (length of load).

\*\* Loads causing overhang length greater than 4 feet must have a red flag with a minimum of 12 square inches during daylight and a red light during darkness, attached to the end of the load.

**LEGAL WHEEL, AXLE & GROSS VEHICLE WEIGHTS**

**Weight Per Wheel**

The maximum weight per inch of width of tire is 800 pounds on any one wheel. Tire manufacturers' rated width is used in calculations; thus a 9.00-23 tire has a nine-inch width.

**Axle Weights for Trucks and Combinations Registered In Classes I through 20 (less than 73,280 pounds), may not exceed the lesser of the GAWR or the following weights:**

The axle weight upon the steering axle may not exceed 20,000 pounds.

| <b>If the Center-to-Center Distance</b> | <b>Maximum Axle Weight in Pounds upon:</b> |                             |
|---|--|-----------------------------|
| Between Two Adjacent Axle               | One of Two Adjacent Axles                  | Other of Two Adjacent Axles |
| under 6 feet . . . . .                  | 18,000 . . . . .                           | 18,000                      |
| 6 to 8 feet . . . . .                   | 18,000 . . . . .                           | 22,400                      |
| Over 8 feet . . . . .                   | 22,400 . . . . .                           | 22,400                      |

**Note:** Exceptions to this table are three-axle trucks registered in class 17, which are allowed 21,400 pounds on each tandem axle, and four-axle trucks registered in class 20 which are allowed 21,400 pounds on any tandem axle with the group of three tandem axles limited to 60,000 pounds. These exceptions do not apply when the trucks are traveling on Interstate highways.



## BRIDGE FORMULA

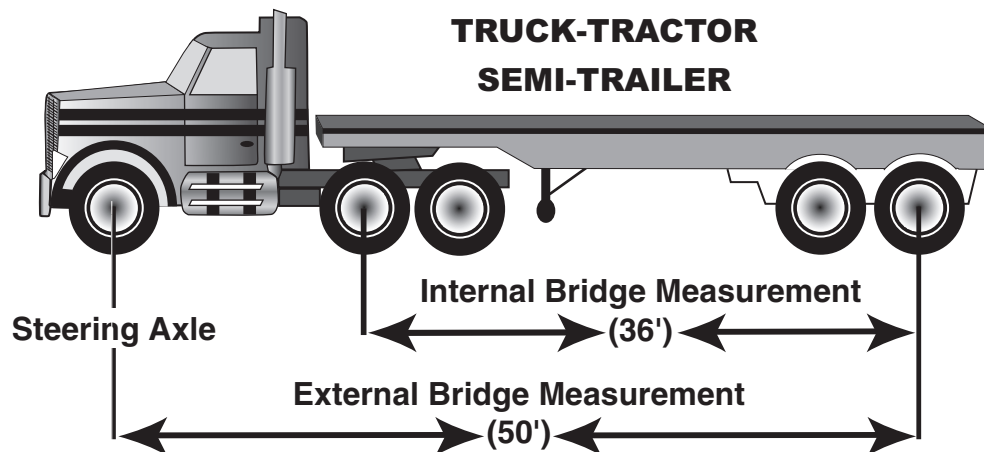
Axle weights and maximum gross weight for combinations registered in Classes 21 through 25 (greater than 73,280 pounds) and carrying more than 73,280 pounds are determined by the Bridge Formula.

**Note:** The Bridge Formula also applies to out-of-state combinations registered or authorized to carry and carrying more than 73,280 pounds.

### Instructions for determining Bridge Formula Allowance.

**First Step:** Measure the external bridge of the combination, the center-to-center distance between the first and last axles. With this distance, you can determine the maximum allowable gross weight of the combination.

Example: Using the illustration as an example, the external bridge measures 50 feet. Using the Bridge Formula Table – Table 2 (page 25), locate 50 feet in the left-hand column. Follow the 50 feet line to the column title "5 axles." The table shows that 79,500 pounds is the maximum gross weight which may be carried on the entire five-axle combination.



**Second Step:** Measure the internal bridge of the combination, the center-to-center distance between the second and last axles. With this distance, you can determine the maximum allowable gross weight on this group of axles.

Example: Again using the illustration, the internal bridge measures 36 feet. Using the Bridge Formula Table – Table 2 (page 25), locate 36 feet in the left-hand column.

Follow the 36 feet line to the column title "4 axles." The table shows that 68,000 pounds is the maximum allowable gross weight, which may be carried on the four-axle group.

The Bridge Formula Law further specifies that the overall gross weight on any group of two or more consecutive axles cannot exceed that produced by using the Bridge Formula. (For example, two axles on a four-foot spacing are permitted to carry 34,000 pounds for the pair according to the Bridge Formula table.) The law also allows two consecutive pairs of axles to carry up to 34,000 pounds each, if the overall distance between the first and last axles of the consecutive pairs is at least 36 feet.

With the Bridge Formula Law applying to any group of two or more consecutive axles, experience shows that axle groups two and three, four and five, two through five (internal bridge), and one through five (external bridge) are the critical groups that should always be checked.

**Table 2 -- BRIDGE FORMULA TABLE**

Center to center distance in feet

Between the first and last axles of ~~any~~ Maximum load in pounds carried on any

Group of 2 or more consecutive axles ~~group of 2 or more consecutive axles.~~

|             | 2 axles | 3 axles | 4 axles | 5 axles | 6 axles | 7 axles |
|-------------|---------|---------|---------|---------|---------|---------|
| 4           | 34,000  |         |         |         |         |         |
| 5           | 35,000  |         |         |         |         |         |
| 6           | 36,000  |         |         |         |         |         |
| 7           | 37,000  |         |         |         |         |         |
| 8           | 38,000  | 42,000  |         |         |         |         |
| 9           | 39,000  | 43,000  |         |         |         |         |
| 10          | 40,000  | 43,500  |         |         |         |         |
| 11          |         | 44,500  |         |         |         |         |
| 12          |         | 45,000  | 50,000  |         |         |         |
| 13          |         | 46,000  | 50,500  |         |         |         |
| 14          |         | 46,500  | 51,500  |         |         |         |
| 15          |         | 47,500  | 52,000  |         |         |         |
| 16          |         | 48,000  | 52,500  | 58,000  |         |         |
| 17          |         | 49,000  | 53,500  | 58,500  |         |         |
| 18          |         | 49,500  | 54,000  | 59,500  |         |         |
| 19          |         | 50,500  | 54,500  | 60,000  |         |         |
| 20          |         | 51,000  | 55,500  | 60,500  | 66,000  |         |
| 21          |         | 52,000  | 56,000  | 61,000  | 65,000  |         |
| 22          |         | 52,500  | 56,500  | 62,000  | 67,000  |         |
| 23          |         | 53,500  | 57,500  | 62,500  | 68,000  |         |
| 24          |         | 54,000  | 58,000  | 63,000  | 68,500  | 74,000  |
| 25          |         | 55,000  | 58,500  | 63,500  | 69,000  | 74,500  |
| 26          |         | 55,500  | 59,500  | 64,500  | 69,500  | 75,000  |
| 27          |         | 56,500  | 60,000  | 65,000  | 70,000  | 76,000  |
| 28          |         | 57,000  | 60,500  | 65,500  | 71,000  | 76,500  |
| 29          |         | 58,000  | 61,500  | 66,000  | 71,500  | 77,000  |
| 30          |         | 58,500  | 62,000  | 67,000  | 72,000  | 77,500  |
| 31          |         | 59,500  | 62,500  | 67,500  | 72,500  | 78,000  |
| 32          |         | 60,000  | 63,500  | 68,000  | 73,000  | 78,500  |
| 33          |         |         | 64,000  | 68,500  | 74,000  | 79,500  |
| 34          |         |         | 64,500  | 69,500  | 74,500  | 80,000  |
| 35          |         |         | 65,500  | 70,000  | 75,000  | 80,000  |
| 36          |         |         | 68,000  | 70,500  | 75,500  | 80,000  |
| 37          |         |         | 68,000  | 71,000  | 76,000  | 80,000  |
| 38          |         |         | 68,000  | 72,000  | 77,000  | 80,000  |
| 39          |         |         | 68,000  | 72,500  | 77,500  | 80,000  |
| 40          |         |         | 68,500  | 73,000  | 78,000  | 80,000  |
| 41          |         |         | 69,500  | 73,500  | 78,500  | 80,000  |
| 42          |         |         | 70,000  | 74,500  | 79,000  | 80,000  |
| 43          |         |         | 70,500  | 75,000  | 80,000  | 80,000  |
| 44          |         |         | 71,500  | 75,500  | 80,000  | 80,000  |
| 45          |         |         | 72,000  | 76,000  | 80,000  | 80,000  |
| 46          |         |         |         | 77,000  | 80,000  | 80,000  |
| 47          |         |         |         | 77,500  | 80,000  | 80,000  |
| 48          |         |         |         | 78,000  | 80,000  | 80,000  |
| 49          |         |         |         | 78,500  | 80,000  | 80,000  |
| 50          |         |         |         | 79,500  | 80,000  | 80,000  |
| 51 and over |         |         |         | 80,000  | 80,000  | 80,000  |

Note: \*see exceptions on page 33. All distances shall be measured longitudinally to the nearest foot.

In most cases, depending on the type of load carried, only 8,000 to 9,000 pounds is carried on the steering axle. Therefore, care must be taken in determining overall gross weight using the Bridge Formula. The recommended method is to determine the overall gross weight allowed on the internal bridge and add the known amount of weight actually carried on the steering axle.

Example: Using the illustration allowing 68,000 pounds on the internal bridge (36 feet - four axles) and assuming 8,000 pounds actually carried on the steering axle, the maximum gross weight which may be legally carried is 76,000 pounds. This method may also be used to determine the maximum gross weight at which a combination should be registered.

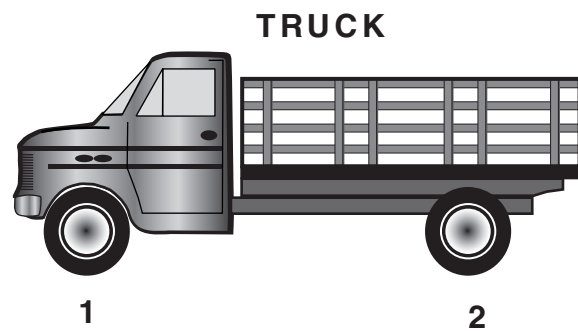
Under the Bridge Formula, no individual axle weight may exceed 20,000 pounds.

## **LEGAL AXLE WEIGHTS & GROSS VEHICLE WEIGHTS**

### **2 Axle Truck - 38,000 pounds (Registered Gross Weight)**

A maximum allowable gross weight of 38,000 pounds is permitted on a two-axle truck, if these conditions are met:

1. the GVWR and GAWR are sufficient;
2. the weight on Axle 1 does not exceed 20,000 pounds; AND,
3. the weight on Axle 2 does not exceed 22,400 pounds.



### **3 Axle Truck - 58,400 Pounds (Registered Gross Weight)**

A maximum allowable gross weight of 58,400 pounds is permitted on a three-axle truck, if these conditions are met:

1. the GVWR and GAWR are sufficient; AND,
2. the weight on Axle 1 does not exceed 20,000 pounds.

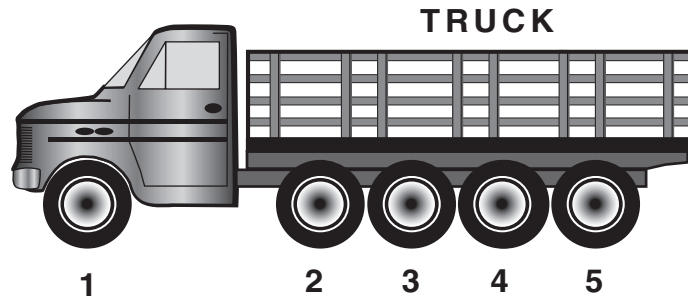
**Notes:** If the truck is registered in a class lower than 17, or traveling on an Interstate highway, Axles 2 and 3 may carry only 18,000 pounds per axle.



### **5 Axle Truck - 73,280 Pounds (Registered Gross Weight)**

A maximum allowable gross weight of 73,280 pounds is permitted on a five-axle truck, if these conditions are met:


1. the GVWR and GAWR of the combination are sufficient; AND
2. the weight on Axle 1 does not exceed 20,000 pounds;
3. the weight on each Axle 2 through 5 does not exceed 18,000 pounds.



### **6 Axle Truck - 77,000 Pounds (Registered Gross Weight)**

A maximum allowable gross weight of 77,000 pounds is permitted on a six-axle truck, if these conditions are met:


1. the GVWR and GAWR of the combination are sufficient; AND
2. the weight on Axle 1 does not exceed 20,000 pounds;
3. the weight on each Axle 2 through 6 does not exceed 18,000 pounds



**7 Axle Truck - 80,000 Pounds (Registered Gross Weight)**

A maximum allowable gross weight of 80,000 pounds is permitted on a seven-axle truck, if these conditions are met:

1. the GVWR and GAWR of the combination are sufficient; AND
2. the weight on axle 1 does not exceed 20,000 pounds;
3. the weight on each axle of axles 2 through 7 does not exceed 18,000 pounds.



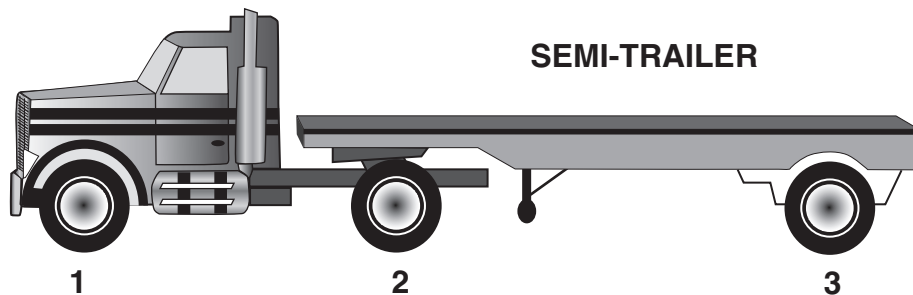
---

**3 Axle Combination - 58,400 Pounds (Registered Gross Weight)**

A maximum allowable gross weight of 58,400 pounds is permitted on a three-axle combination, if these conditions are met:

1. the GVWR of the trailer and the GAWR of the combination are sufficient;
2. the weight on Axle 1 does not exceed 20,000 pounds; AND,
3. the weight on Axles 2 and 3 does not exceed 22,400 pounds per axle.

**TRUCK TRACTOR**



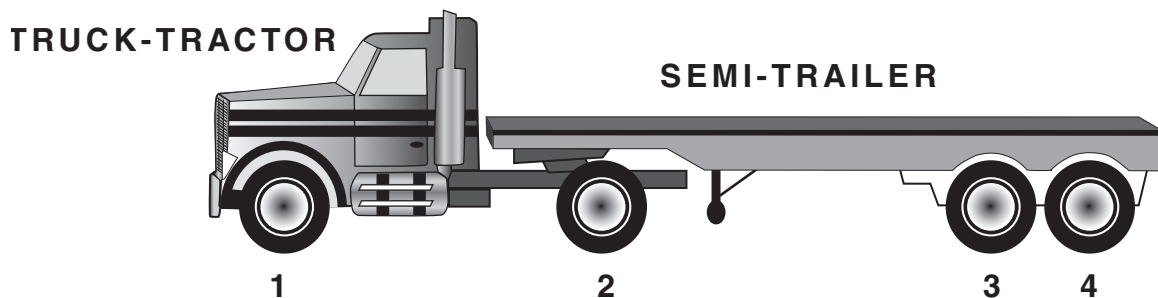


#### **4 Axle Combination - 2 Axle Truck-Tractor - 73,280 Pounds (Registered Gross Weight)**

A maximum allowable gross weight of 73,280 pounds is permitted on a four-axle combination with a two-axle truck-tractor, if these conditions are met:

1. the GVWR of the trailer and the GAWR of the combination are sufficient;
2. the weight on Axle 1 does not exceed 20,000 pounds;
3. the weight on Axle 2 does not exceed 22,400 pounds; AND,
4. the weight on Axles 3 and 4 does not exceed 18,000 pounds per axle if the center-to-center distance between the axles is less than six feet.

**Note: (Axles 3 and 4)** - If the center-to-center distance is six to eight feet, one axle is allowed 18,000 pounds and the other is allowed 22,400 pounds. If the center-to-center distance exceeds eight feet, each axle may carry 22,400 pounds.

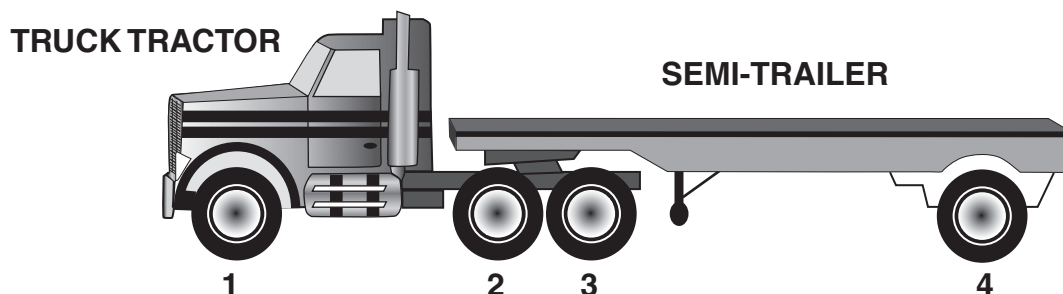


#### **4 Axle Combination - 3 Axle Truck-Tractor - 73,280 Pounds (Registered Gross Weight)**

A maximum allowable gross weight of 73,280 pounds is permitted on a four-axle combination with a three-axle truck-tractor, if these conditions are met:

1. the GVWR of the trailer and the GAWR of the combination are sufficient;
2. the weight on Axle 1 does not exceed 20,000 pounds;
3. the weight on Axles 2 and 3 does not exceed 18,000 pounds per axle if the center-to-center distance between the axles is less than six feet; AND,
4. the weight on Axle 4 does not exceed 22,400 pounds.

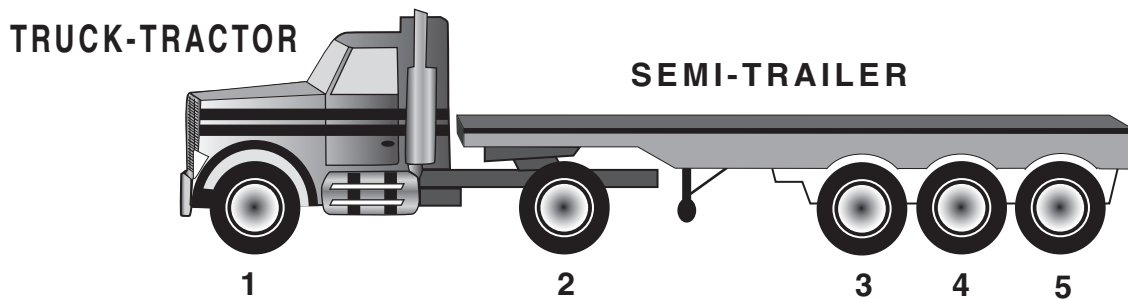
**Note: (Axles 2 and 3)** - If the center-to-center distance is six to eight feet, one axle is allowed 18,000 pounds and the other is allowed 22,400 pounds. If the center-to-center distance exceeds eight feet, each axle may carry 22,400 pounds.



### **5 Axle Combination - 2 Axle Truck-Tractor - 80,000 Pounds (Registered Gross Weight)**

A maximum allowable gross weight of 80,000 pounds is permitted on a five-axle combination with a two-axle truck-tractor, if these conditions are met:

1. the GVWR of the trailer and the GAWR of the combination are sufficient;
2. the weight on Axle 1 does not exceed 20,000 pounds;
3. the center-to-center distance between Axle 1 and Axle 5 is at least 51 feet;
4. the center-to-center distance between Axles 2 and Axle 5 is at least 36 feet;
5. no single axle weight exceeds 20,000 pounds;
6. the amount of weight carried on Axles 3, 4, and 5 does not exceed the weight determined by the Bridge Formula (refer to the Bridge Formula table); AND,
7. no two consecutive axles (Axles 3 and 4 or Axles 4 and 5), in the three-axle group carry more weight than the Bridge Formula allows for a two-axle group.



---

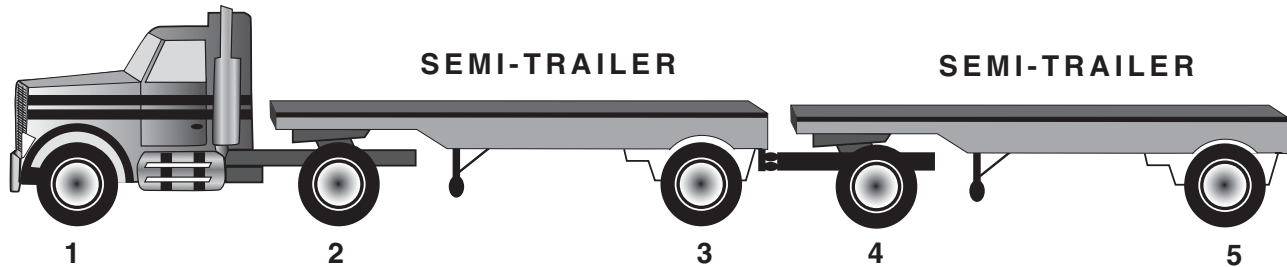
### **5 Axle Combination (Twin Trailers) - 2 Axle Truck-Tractor - 80,000 Pounds (Registered Gross Weight)**

A maximum allowable gross weight of 80,000 pounds is permitted on a five-axle combination with a two-axle truck-tractor, if these conditions are met:

1. the GVWR of the trailer and the GAWR of the combination are sufficient;
  2. the weight on Axle 1 does not exceed 20,000 pounds;
  3. the center-to-center distance between Axle 1 and Axle 5 is at least 51 feet;
  4. the center-to-center distance between Axle 2 and Axle 5 is at least 36 feet;
  5. the amount of weight carried on Axle group 2 and 3 and on Axle group 4 and 5 does not exceed the weights determined by the Bridge Formula (refer to the Bridge Formula Table); AND,
  6. no single axle weight exceeds 20,000 pounds.
-

**Note:** Each trailer is limited to a maximum length of 28 1/2 feet, and can only be used on the National Truck Network and approved access routes.

### TRUCK-TRACTOR




---

### 5 Axle Combination - 3 Axle Truck-Tractor - 73,280 Pounds (Registered Gross Weight)

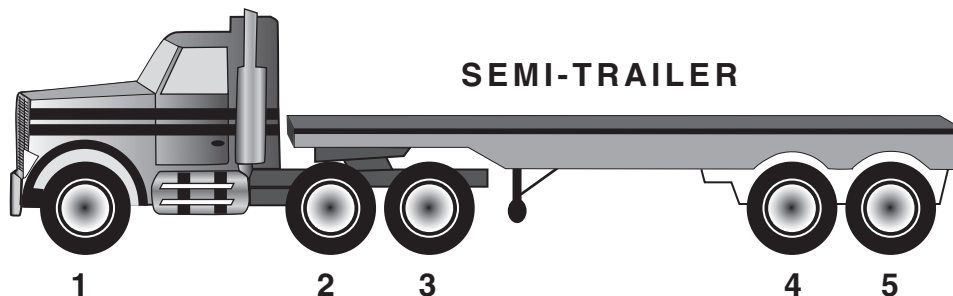
A maximum allowable gross weight of 73,280 pounds is permitted on a five-axle combination with a three-axle truck-tractor, if these conditions are met:

1. the GVWR of the trailer and the GAWR of the combination are sufficient;
2. the weight on Axle 1 does not exceed 20,000 pounds; AND,
3. the weight on Axles 2, 3, 4, and 5 does not exceed 18,000 pounds each, if the center-to-center distance between tandem axles is less than 6 feet.

**Note:** If the center-to-center distance is six to eight feet, one axle is allowed 18,000 pounds and the other is allowed 22,400 pounds. If the center-to-center distance exceeds eight feet, each axle may carry 22,400 pounds.

The Bridge Formula is not applicable for a vehicle registered at or below 73,280 pounds or a vehicle registered for more than 73,280 pounds, with a gross weight of 73,280 pounds or less.

### TRUCK-TRACTOR

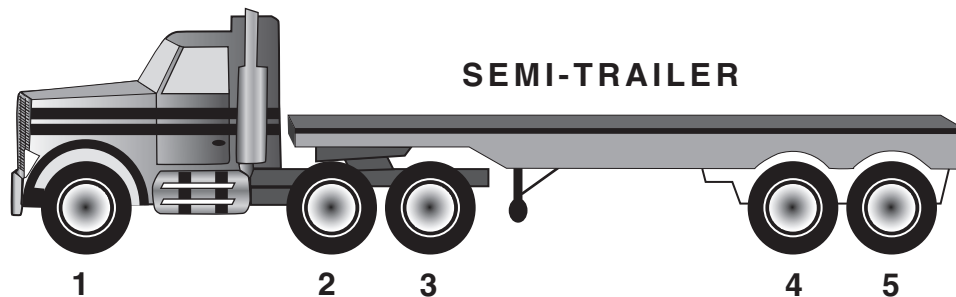


### **5 Axle Combination - 3 Axle Truck-Tractor - 80,000 Pounds (Registered Gross Weight)**

A maximum allowable gross weight of 80,000 pounds is permitted on a five-axle combination with a three-axle truck-tractor, if these conditions are met:

1. the GVWR of the trailer and the GAWR of the combination are sufficient;
2. the weight on Axle 1 does not exceed 20,000 pounds;
3. the center-to-center distance between Axle 1 and Axle 5 is at least 51 feet;
4. the center-to-center distance between Axle 2 and Axle 5 is at least 36 feet;
5. the amount of weight carried on axle group 2 and 3 and on axle group 4 and 5 does not exceed the weights determined by the Bridge Formula (refer to the Bridge Formula Table); AND
6. no single axle weight exceeds 20,000 pounds.

#### **TRUCK-TRACTOR**



---

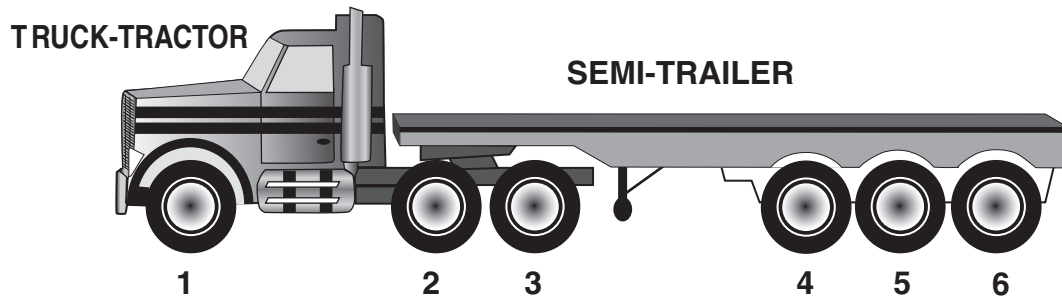
### **6 Axle Combination - 3 Axle Truck-Tractor - 80,000 Pounds (Registered Gross Weight)**

A maximum allowable gross weight of 80,000 pounds is permitted on a six-axle combination with a three or four-axle truck-tractor, if these conditions are met:

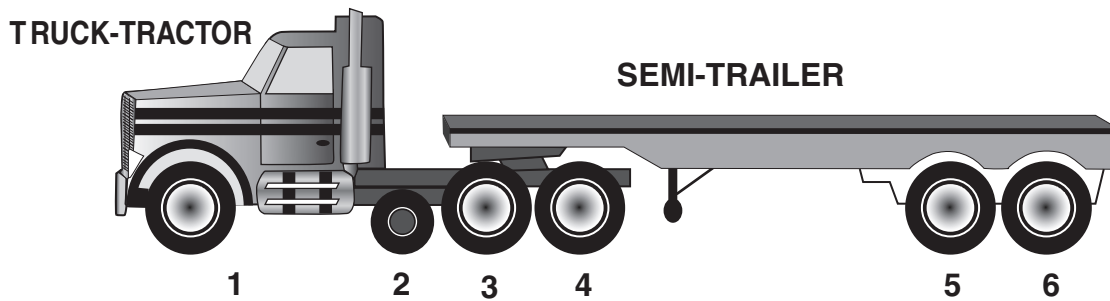
1. the GVWR of the trailer and the GAWR of the combination are sufficient;
2. the weight on Axle 1 does not exceed 20,000 pounds;
3. the center-to-center distance between Axle 1 and Axle 6 is at least 43 feet;
4. the center-to-center distance between Axle 2 and Axle 6 is at least 32 feet;
5. the two-axle group, comprised of Axles 2 and 3 (Combination A) and Axles 5 and 6 (Combination B) carries no more than 34,000 pounds;
6. the three-axle group, comprised of Axles 4, 5, and 6 (Combination A) and Axles 2, 3, and 4 (Combination B) carries no more than 42,500 pounds; AND
7. no single axle weight exceeds 20,000 pounds.
8. the total weight allowed on the 5 axles of the internal bridge (axle 2 through axle 6) is 76,500 pounds.

**Note:** This exception to the Bridge Formula applies on all highways.

### COMBINATION A



### COMBINATION B



# FARM VEHICLES

---

The Vehicle Code defines a "Farm Vehicle" as a truck or truck tractor determined by the Department of Transportation to be used exclusively for agricultural purposes.

Vehicles displaying farm vehicle registration plates shall be used exclusively upon:

1. parts of one such farm;
2. such farms; AND/OR,
3. such farm or farms and a place of business for buying or selling agricultural commodities or supplies.
4. such place of business, if transported to the place of business pursuant to paragraph (3) and the place of delivery of the agricultural commodities, provided that:
  - (i) delivery is made pursuant to the sale of the commodities by the registrant of the vehicle, by an employee of the vehicle registrant or by an auctioneer; and,
  - (ii), if transported to the place of business pursuant to paragraph (d), delivery is made by the same vehicle of the registrant which transported the commodities to the place of business.
5. Such farm or farms and a department site for the examination of an applicant for a driver's license.
6. Such farm or farms and a place of business for the inspection, repair, or servicing of the vehicle.

Farm vehicles displaying farm vehicle license plates must be inspected annually unless their registered gross weight exceeds 17,000 pounds, in which case the vehicle must be inspected semi-annually. They also require a licensed operator and insurance coverage.

## Certificate of Exemption

**Type A** - A vehicle with a gross vehicle weight rating or combination weight rating of 10,000 pounds or less. Type A, vehicles may only be driven upon highways from sunrise to sunset. Fee: \$24.

Used exclusively:

- (1) upon farm(s) owned/operated by the vehicle owner on highways only between parts of a farm;
- (2) between such farms located within 50 miles of each other;
- (3) between a farm or farms and place of business within a 50 mile radius of the farm or farms for the purpose of buying/selling agricultural commodities/supplies or,
- (4) between a farm or farms and a place of business within a 50 mile radius of the farm or farms for repairing or servicing the farm vehicle or trailer or semitrailer being towed or hauled by the farm vehicle.



**Type B** - A vehicle with a gross vehicle weight rating or combination weight rating between 10,001 and 17,000 pounds. Type B vehicles may only be driven upon highways from sunrise to sunset. Fee: \$24.

Used exclusively:

- (1) upon farm(s) owned/operated by the vehicle owner on highways only between parts of a farm;
- (2) between such farms located within 25 miles of each other;
- (3) between a farm or farms and place of business within a 25 mile radius of the farm or farms for the purpose of buying/selling agricultural commodities/supplies or,
- (4) between a farm or farms and a place of business within a 50 mile radius of the farm or farms for repairing or servicing the farm vehicle or trailer or semitrailer being towed or hauled by the farm vehicle.

**Type C** - A vehicle with a gross vehicle weight rating or combination weight rating of 17,001 pounds or greater. Type C vehicles may only be driven upon highways from sunrise to sunset. Fee: \$50

**Used** exclusively:

- (1) upon farm(s) owned/operated by the vehicle owner on highways only between parts of a farm;
- (2) between such farms located within 10 miles of each other;
- (3) between a farm or farms and place of business within a 10 mile radius of the farm or farms for the purpose of buying/selling agricultural commodities/supplies or,
- (4) between a farm or farms and a place of business within a 25 mile radius of the farm or farms for repairing or servicing the farm vehicle or trailer or semitrailer being towed or hauled by the farm vehicle.

**Type D** - A vehicle with a gross vehicle weight rating or combination weight rating of 17,001 pounds or greater. Type D vehicles may be driven upon highways without any time restrictions. Fee: \$100

Used exclusively:

- (1) upon farm(s) owned/operated by the vehicle owner on highways only between parts of a farm;
- (2) between such farms located within 50 miles of each other;
- (3) between a farm or farms and place of business within a 50 mile radius of the farm or farms for the purpose of buying/selling agricultural commodities/supplies or,
- (4) between a farm or farms and a place of business within a 50 mile radius of the farm or farms for repairing or servicing the farm vehicle or trailer or semitrailer being towed or hauled by the farm vehicle.

Farm vehicles being operated with a Certificate of Exemption cannot be used beyond the mileage or time restrictions listed above.

The owner of the farm vehicle must maintain the minimum levels of liability insurance coverage on the vehicle. This can be by vehicle insurance policy or under farm liability insurance coverage maintained generally by the owner.

Vehicles with only a Bi-annual certificate of exemption cannot be driven out of state since the vehicle is not registered with a license plate.

For more information on exemptions, contact Commercial Registration. (See page 59)

### **Farm Vehicle Limits on Width, Length and Weight**

Farm trucks are subject to the same Width, Length and Gross Weight limits as trucks, truck-tractors, and combinations. (See page 25)

## **IMPLEMENTS OF HUSBANDRY**

The Vehicle Code defines an "Implement of Husbandry" as farm equipment that meets all of the following criteria:

- (1) Is equipped with pneumatic tires except if prohibited by religious beliefs.
- (2) Is infrequently operated or moved upon highways.
- (3) Is used in agriculture for any of the following purposes:
  - (i) performance of agriculture production or harvesting activities for the farmer's agricultural operations; or
  - (ii) transportation of agricultural products or agricultural supplies for the benefit of the farmer's agricultural operations.

The term also includes earthmoving equipment and any other vehicle determined by the department to be an implement of husbandry.

### **Commercial Implement of Husbandry**

An implement of husbandry that:

- (1) Is a self-propelled vehicle.
- (2) Is used to perform agricultural production or harvesting activities exclusively on farms other than farms owned or operated by the owner of the implement of husbandry."

The term also includes any other vehicle determined by the department to be a commercial implement of husbandry.

## **Size Limitations and Movement of Implements of Husbandry**

Generally, no wider than 8 feet. If used between sunrise and sunset, may be 12 feet wide if used to haul crops or nutrients on highways other than freeways.

Any implement of husbandry not exceeding 14 feet 6 inches in width may be driven, hauled or towed without any restriction as to time on highways other than freeways in accordance with the following:

I. May be driven, hauled or towed within 50 miles of any farm owned or operated by the owner of the implement of husbandry.

II. May be driven, hauled or towed between;

A. Farms; or

B. A farm owned or operated by a farmer and a place of business of a mechanic or dealer in implements of husbandry, located not more than 150 miles away for the purpose of buying, selling, trading, loaning and leasing, demonstrating, repairing or servicing the implement of husbandry.

When driven, hauled or towed between sunset and sunrise, the implement of husbandry shall have and operate at least one flashing or revolving yellow light or strobe light, which shall be mounted to provide visibility to vehicles approaching from any direction (360° visibility) regardless of the method of mounting and hazard signals.

Any oversize implement of husbandry, exceeding 14 feet 6 inches and not exceeding 16 feet in width, may be driven, hauled or towed on highways other than freeways between sunrise and sunset if the implement of husbandry is covered by financial responsibility, is preceded by a vehicle that is continuously operating hazard signal lamps and displays an "oversize load" sign on the front of the vehicle. The implement of husbandry shall have and operate at least one flashing or revolving yellow light or yellow strobe light, which shall be mounted to provide visibility to vehicles approaching from any direction (360° visibility). An oversize implement of husbandry may be operated under this paragraph as follows:

I. Within 50 miles of any farm owned or operated by the owner of the implement of husbandry;

II. Between:

A. Farms; or

B. A farm owned or operated by a farmer and a place of business of a mechanic or dealer in implements of husbandry, located not more than 150 miles away for the purpose of buying, selling, trading, loaning and leasing, demonstrating, repairing or servicing the implement of husbandry.

Any implement of husbandry, exceeding 14 feet 6 inches and not exceeding 16 feet in width, may be driven, hauled or towed between sunset and sunrise within 25 miles of any farm owned or operated by the owner of the implement of husbandry if all of the following are met:

I. It is equipped with reflective edgemarks or lights to identify the outermost edges of the rear and front of the implement that are visible from the front, the rear and, as is practicable, from each side;

II. It shall have and operate at least one flashing or revolving yellow light or yellow strobe light which shall be mounted to provide visibility to vehicles approaching from any direction (360° visibility) regardless of the method of mounting and hazard signal lamps;

- III. It is not driven, hauled or towed at a speed greater than 25 miles per hour;
- IV. It is driven, hauled or towed by a person who is at least 18 years of age;
- V. It is followed by a vehicle that is displaying an "Oversize Load" sign on the rear of the vehicle and is operating continuously activated hazard signal lamps; and,
- VI. It is covered by the minimum levels of liability insurance coverage on the vehicle as are required to be maintained under Chapter 17 (relating to financial responsibility) by owners of registered motor vehicles. The requirement of this subchapter shall be met if the minimum amounts of liability insurance coverage for the implement of husbandry have been provided under farm liability coverage maintained generally by the owner. Coverage prescribed under Subchapter B of Chapter 17 (relating to motor vehicle liability insurance first party benefits) shall not be required to be maintained or provided for the implement of husbandry."

## **SPECIAL HAULING PERMITS**

---

---

A vehicle or combination with a nondivisible load exceeding any legal length, width, height, or weight limit may qualify for a Special Hauling Permit to operate on state highways in a manner which preserves the safety of highway users, protects the structural integrity of highways and bridges, and promotes the efficient movement of traffic.

### **Application Procedure**

To obtain a Special Hauling Permit, first complete an application (Form M-936A) giving particulars on the vehicle, load, and proposed routing. Then submit your completed application to the Transportation Department District Office nearest the point of origin (see page 41). Applicants who have an updated account number may also submit permit applications via the internet. Most web-submitted applications are processed in under a minute using the Department's state-of-the-art APRAS program (APRAS is the acronym for **A**utomated **P**ermit **R**outing/**A**nalysis **S**ystem). Web-submitted applications will be sent by e-mail. Persons not having an account number need to submit a current Insurance Certificate evidencing coverage of at least \$1,000,000 combined single limits and naming the Commonwealth of PA as an "additional Insured". Permits may also be obtained through any registered permit service. The District permit staff will review each application in its entirety, giving particular attention to completeness, accuracy, nondivisibility, and the proposed route of travel.

Your proposed routing may be changed for one or more of the following reasons:

1. overlength and overwidth vehicles are routed around highway and bridge construction projects which cannot accommodate the permitted vehicle, due to lane changes or reduced lane widths;
2. overheight vehicles are routed around overhead structures that do not provide adequate vertical clearance for the permitted vehicle;
3. overweight vehicles are routed around bridges which would be loaded beyond their Operating Rating by the permitted vehicle; AND,

4. permitted vehicles are routed around highways or bridges that are posted with a weight restriction less than the permitted vehicle's gross weight.

If your vehicle's gross weight exceeds 136,000 pounds, generally, or axle weights are in excess of those in the chart shown below, it will also be necessary to complete and submit a supplemental application (Form M-936AS). The District Bridge Engineer(s) will evaluate what effect your overweight vehicle will have on bridge spans on your proposed route of travel. The Bridge Engineer(s) may specify permit operating conditions that the driver must follow precisely to avoid overloading any bridge span. Be sure to submit your supplemental application at least one workday in advance.

In some instances (e.g., return trip requests, bona fide emergency requests) it will also be necessary to complete and submit a miscellaneous application (Form M-936AM) giving particular information as requested on the form.

**SAMPLE FORM M-936AS BRIDGE REVIEW THRESHOLDS**

| <b>Vehicle type</b>                 | <b>Threshold<br/>Axle Weight<br/>(Pounds)</b> |
|-------------------------------------|---|
| Special Mobile Equipment . . . . .  | 27,000  |
| Tractor Semi-trailer Combination    |   |
| steering axle . . . . .             | 20,000  |
| single axle . . . . .               | 27,000  |
| two tandem axles . . . . .          | 26,000 (each)                                 |
| three tandem axles. . . . .         | 21,000 (each)                                 |
| four or more tandem axles . . . . . | 18,000 (each)                                 |

For additional information, see 67 PA Code, Chapter 179, paragraph 179.8, which is available from any District Permit Office (see page 43).

**Permit Issuance**

Upon review and approval of the application, a Special Hauling Permit will be issued, specifying the approved routes and any special conditions relating to the movement.

The driver must have the permit and any/every supplement and general conditions (Form M-938) in their possession and available for inspection. The general conditions provide for the safe and convenient passage of traffic by specifying pilot car and police escort requirements, lighting, signing, flagging, inspection requirements, travel period restrictions, inclement weather restrictions, and other safeguards. All drivers must comply with the terms of the permit, its special conditions, and the general conditions contained in Form M-938. The Permittee and its driver need to review the Permit prior to movement to ensure the vehicle(s) and load information is consistent with the application and permit and, also, to review the authorized routes and conditions on the Permit and any supplement. If there is an error or clarification needed on your permit, do not begin the movement until the issue is resolved. Each pilot car driver must carry a Certificate of Insurance evidencing the minimum insurance requirement as noted above (See Regulation 179.7).

**Permit Fee**

Current general permit fees are shown on the reverse of the application (Form M-936A). Applicants not having an account number are encouraged to verify the permit fee prior to obtaining a certified check or money order.

**Additional Information**

Additional Permit Information is available on the Internet at [www.dot.state.pa.us](http://www.dot.state.pa.us) (*click on More Links > Hauling Permits > Hauling Permits*), including sample application forms (M-936A, M-936AS, M-936AM) and "How To" Pamphlets for completing these forms as well as "How To" pamphlets for Superloads.

**Other Permits/Authorizations**

Special Hauling Permits authorize only oversize/overweight movements on state highways. Listed below are some organizations that authorize other vehicle movements.

**For information On:**

**Contact:**

- Local Roads ..... Municipality responsible for road
- PA Turnpike ..... Turnpike Commission - (717) 939-9551
- Fuel Trip. .... Department of Revenue - See page 59

## **Obtaining Oversize/Overweight Special Hauling Permits**

Permits may be obtained from the Pennsylvania Department of Transportation's District Offices listed below.

Engineering District 1-0  
255 Elm Street  
Oil City, PA 16301  
(814) 678-7075

Engineering District 8-0  
2140 Herr Street  
Harrisburg, PA 17103-1699  
(717) 787-5918

Engineering District 2-0  
1924-30 Daisy Street  
P.O. Box 342  
Clearfield, PA 16830  
(814) 765-0512

Engineering District 9-0  
1620 North Juniata Street  
Holidaysburg, PA 16648  
(814) 696-7261

Engineering District 3-0  
715 Jordan Avenue  
Montoursville, PA 17754  
(570) 368-4276

Engineering District 10-0  
2550 Oakland Ave  
P.O. Box 429  
Indiana, PA 15701  
(724) 357-2832

Engineering District 4-0  
55 Keystone Industrial Park  
Dunmore, PA 18512  
(570) 963-3505

Engineering District 11-0  
Bridgeville, PA 15017  
(412) 429-4807

Engineering District 5-0  
1002 Hamilton Street  
Allentown, PA 18101  
(610) 871-4169

Engineering District 12-0  
825 N Gallatin Avenue  
PO Box 259  
Uniontown, PA 15401  
(724) 439-7344

Engineering District 6-0  
7000 Gerdes Boulevard  
King of Prussia, PA 19406  
(610) 205-6787

## **POSTED (WEIGHT RESTRICTED) HIGHWAY POLICIES**

Certain state-owned highways have posted weight restrictions. The Pennsylvania Department of Transportation has established a statewide uniform posted highway policy allowing trucks to haul loads in excess of the posting, if certain requirements are met.

This posting policy allows for the free flow of commerce, while providing an adequate and continuing level of maintenance to the state's posted roads.



For further information on these posting policies, contact the Pennsylvania Department of Transportation at one of the following locations:

Engineering District 1-0  
225 Elm Street  
Oil City, PA 16301  
(814) 678-7090

Engineering District 8-0  
2140 Herr Street  
Harrisburg, PA 17103-1699  
(717) 787-4736

Engineering District 2-0  
1924-30 Daisy Street  
P.O. Box 324  
Clearfield, PA 16830  
(814) 765-0495

Engineering District 9-0  
1620 North Juniata Street  
Hollidaysburg, PA 16648  
(814) 696-7119

Engineering District 3-0  
715 Jordan Avenue  
Montoursville, PA 17754  
(570) 368-4324

Engineering District 10-0  
2550 Oakland Ave  
P.O. Box 429  
Indiana, PA 15701  
(724) 357-2898

Engineering District 4-0  
55 Keystone Industrial Park  
Dunmore, PA 18512  
(570) 963-4097

Engineering District 11-0  
45 Thoms Run Road  
Bridgeville, PA 15017  
(412) 429-4947

Engineering District 5-0  
1002 Hamilton Street  
Allentown, PA 18101  
(610) 871-4136

Engineering District 12-0  
825 N Gallatin Avenue  
P.O. Box 259  
Uniontown, PA 15401  
(724) 439-7349

Engineering District 6-0  
7000 Gerdes Boulevard  
King of Prussia, PA 19406  
(610) 205-6566

[papostedroads@pa.gov](mailto:papostedroads@pa.gov)

# MOTOR CARRIER SAFETY ASSISTANCE PROGRAM

---

---

The operation of a motor carrier vehicle with a gross weight, registered gross weight, or a combination gross weight in excess of 17,000 pounds in intrastate commerce, or 10,000 pounds in interstate commerce, is subject to motor carrier safety regulations established by the Department. For interstate carriers, these regulations can be found in Chapter 229 and for intrastate carriers the regulations are contained in Chapter 231 of the Department's Regulations (67 PA Code). Both regulations are an adoption by reference of applicable portions of the Federal Motor Carrier Safety Regulations.

Enforcement of the motor carrier regulations is done under the auspices of the Motor Carrier Safety Assistance Program, more commonly known as MCSAP. Under this program, trained, certified truck safety inspectors from the Pennsylvania State Police, Public Utility Commission, and qualified municipal police officers, conduct systematic roadside safety inspections of commercial vehicles and drivers to determine their level of compliance with the safety regulation requirements. All violations of the safety regulations are identified on an inspection report that is given to the driver for follow-up corrective action by the motor carrier. Serious safety defects which have been identified as likely to pose an imminent danger to the public, will be cause to have the driver and/or vehicle declared "out-of-service" until such time as the identified defects are corrected. Such "out-of-service" vehicles and/or drivers will not be allowed to continue operation until the defects are corrected and the vehicle and/or driver is in compliance with the safety regulations.

Violators of the safety regulations may be subject to the issuance of traffic citation(s) for any violations discovered during the inspection. Such citations may be issued to either the driver, carrier, or both, and may result in fines of between \$25 and \$600 for each violation. In addition, drivers who refuse to cooperate with an inspector may be subject to a \$500 fine and the vehicle may be placed in custody in order to complete the safety inspection.

Further information on MCSAP and the Department's Motor Carrier Safety regulations may be obtained by contacting: Pennsylvania State Police, Commercial Vehicle Safety Section, 1850 Arsenal Blvd., Harrisburg, PA 17103; or Telephone (717) 346-7347.

## **HAZARDOUS MATERIALS**

---

---

Highway transportation of hazardous materials is subject to the requirements of Chapter 403 of the Department's regulations (67 PA Code). These regulations are a basic adoption by reference of the Federal Hazardous Material Regulations and establish requirements for such items as packaging, marking, labeling, placarding, shipping papers, and vehicle and driver operation. Violators of these regulations could be subject to fines of up to \$1,000 for each violation.

Questions on the regulations should be directed to: Pennsylvania State Police, Commercial Vehicle Safety Section, 1850 Arsenal Blvd., Harrisburg, PA 17103; or Telephone (717) 346-7347.

## **HAZMAT SPILL – NOTIFICATION PROCEDURES**

---

---

All motor carriers transporting hazardous materials through, across, into, or out of the Commonwealth that are involved in an accident when any of the transported material is released, leaked, or spilled, shall report the accident to the appropriate county emergency response office as follows:

"Notification shall be made by the owner or operator of a vehicle by dialing 911, or in the absence of a 911 emergency telephone number, by calling the operator in order to notify the county emergency management office 24-hour response number within whose jurisdiction the incident has occurred."

The local county emergency management agency will report all calls received concerning hazardous materials and extremely hazardous material spills to the Pennsylvania Emergency Management Agency (PEMA) 24-hour response number within one hour of its receipt. The owner/carrier shall notify PEMA directly in all instances where contact with the local emergency management agency cannot be established following the release of hazardous/extremely hazardous materials.

PEMA can be contacted at (717) 651-2001 or (800) 424-7362.

## HAZARDOUS WASTES

---

---

The PA Department of Environmental protection (DEP) regulates the transportation and disposal of hazardous wastes. They require permits and the use of a Pennsylvania Hazardous Waste Manifest for the transportation of hazardous wastes in the state. For further information, contact the Division of Hazardous Waste Management at 717-787-6239.

## HAZARDOUS MATERIALS ON THE TURNPIKE

---

---

Hazardous Materials are permitted on the PA Turnpike, but certain hazardous materials are prohibited from using the tunnels located on the Turnpike. The materials permitted through the tunnels are those vehicles transporting loads placarded "combustible", "fuel oil", "non-flammable gas", "harmful stow away from foodstuffs", the "1073" cryogenic oxygen placard, and the "class 9" placard. In addition to the following **non-bulk** placarded loads are permitted: "Flammable Gas", "Flammable", "Flammable Solid", "Spontaneously Combustible", "Oxidizer", "Organic Peroxide", "Poison", and "Corrosive". For additional information on transportation of hazardous materials on the Turnpike, telephone 717-939-9551.

## MOTOR CARRIERS ROAD TAX IDENTIFICATION

---

---

Vehicles subject to Motor Carriers Road Tax and IFTA are termed qualified motor vehicles (QMV). A QMV is defined as a vehicle, other than a recreational vehicle, designed, maintained, or used for the transportation of persons or property and being:

- a) a truck or a truck tractor with two (2) axles and a gross or registered gross weight greater than 26,000 pounds;
- b) a truck or a truck tractor with three (3) axles regardless of weight; or
- c) a combination where the declared combination weight or the weight of the vehicles used in combination (truck and trailer) exceed 26,000 pounds.

Anyone operating a QMV as described above, unless exempted by law, must display Motor Carriers Road Tax or International Fuel Tax Agreement (IFTA) credentials which cost \$5 per vehicle (Decals and MCRT Registration Card). Vehicles that operate within and outside of Pennsylvania will display IFTA credentials (Decals and an IFTA License).

All carriers are required to maintain records by fuel type, of miles traveled by state/jurisdiction, and fuel purchased by state jurisdiction. Carriers purchasing IFTA credentials must file a quarterly report showing operations conducted in each state/jurisdiction.

Questions regarding Motor Carriers Road Tax or IFTA should be addressed to the PA Department of Revenue at 1-800-482-4382.

# **WEIGHT ENFORCEMENT PROGRAM**

---

The Pennsylvania State Police have 27 mobile commercial vehicle enforcement teams and one permanent weigh station that are responsible for enforcing Pennsylvania's truck weight laws.

These teams are deployed across the commonwealth and work to protect the State's infrastructure. In order to increase their effectiveness, each team varies the hours and days they are on the highways weighing trucks.

All operators must comply with requests by police to weigh their vehicles. If the operator refuses, they will be fined \$500. In addition, the officer has the authority to take the vehicle into temporary custody and have it weighed at the operator's expense.

**Penalty** - The operator may be fined \$250 for not using the lift axle when it is required.

**Tolerance When Axle Weighing** - A 3% tolerance will be subtracted from indicated weights. This does not apply to vehicles weighed on stationary scales on an interstate highway.

## **Adjustment of Axle Weight to Avoid Prosecution**

When a vehicle does not exceed its maximum allowable gross weight by more than three percent (3%), the operator will be allowed four hours to rearrange the load only so that all wheel and axle weights do not exceed the allowed weights plus three percent (3%). If the operator is able to make the adjustments, no citation will be issued for the overweight violation.

This provision does not allow for the cargo to be off loaded, nor does it apply to permitted vehicles.

## **Reducing Overweight Condition**

The operator must readjust or reduce the weight on all wheels, axles, or the gross weight before proceeding on to the highway. All material unloaded and any vehicle awaiting permit is the responsibility of the operator or owner.

## **Fines for Weight Violations**

1. Exceeding Maximum Legal Wheel Weights - \$100 for each 200 pounds or part thereof in excess of the legal wheel weight.
2. Exceeding Maximum Legal Axle Weights - \$100 for first 2,000 pounds and \$100 for each additional 500 pounds or part thereof.
3. Exceeding Maximum Registered or Classification of Vehicle by Number of Axles (e.g.: 3 Axle Truck, 58,400 pounds) - \$75 for the first 3,000 pounds and \$75 for each additional 500 pounds or part thereof. However, if a single vehicle exceeds 73,280 pounds or a combination exceeds 80,000 pounds the fine is double -- \$150 for the first 3,000 pounds and \$150 for each additional 500 pounds or part thereof.

4. Exceeding Limitation of a Posted Road or Bridge - \$150 for the first 3,000 pounds and \$150 for each 500 pounds or part thereof.

**Note:** If there are concurrent weight violations, an operator will be cited only for the one weight violation that produces the greatest fine.

**Lift Axle Position** - Lift axles must be utilized any time one of the other axles would be overweight without the use of the lift axle, and whenever the vehicle is operating under normal load conditions (more than 2/3 loaded by weight).

## **TRUCK ACCESS**

---

### **National Network**

Under the Surface Transportation Assistance Act of 1982, each state must provide "reasonable access to its Interstate Highway System for oversize combinations. It must also designate routes to be included in the National Truck Network.

Pennsylvania's federally approved network allows truck tractor/semi-trailer (trailer maximum length, 53 feet) and truck tractor/twin trailers (trailer maximum length, 28 1/2 feet each trailer) with a maximum width of 8 1/2 feet to use over 2,000 miles of expressways. The network includes the entire Interstate Highway System; portions of other four-lane, divided, and limited access highways; and, portions of four-lane, 48-foot minimum width roads.

Travel is permitted for one mile off the National Truck Network for access to terminals and to facilities for food, fuel, rest, or repair. Where a cluster of terminals or facilities are in close proximity to a terminal or facility which is within one mile of the network, all of the facilities in the cluster are deemed to be within the one mile limitation.

### **Pennsylvania Approved Routes**

Single 102" wide by 28 1/2' long trailers and 102" wide straight trucks are permitted on all highways in Pennsylvania.

Access route requests for 102-inch wide trailer in excess of 28 1/2" wide beyond the one-mile limit from the designated network must be approved by:

1. the city for any route within the city limits (state and local roads);
2. the Pennsylvania Department of Transportation on any state highway outside a city;  
AND,
3. the municipality for local roads.

Requests for 102-inch wide trailer access route approval must be submitted on a Department application form, which may be obtained by contacting the Department at (717)783-6473. Access routes may be approved for use for all or only certain classes of 102-inch wide trailers. To determine if a road is an approved access route and for which length(s) of trailers, contact one of the following:

1. the terminal destination;
2. the Pennsylvania Department of Transportation - (717)783-6473;
3. the Pennsylvania Motor Truck Association;
4. the Private Truck Council;
5. Transport Topics.

**Note:** Those highways and roads not included in the National Truck Network or approved access routes are still subject to state laws limiting widths of trailers to 8 feet.

## CRASH REPORTING

---

Commercial motor vehicles involved in traffic crashes generally follow the same reporting procedures as passenger cars. Trucks carrying hazardous materials face additional requirements. If you are involved in a traffic crash, you must:

1. immediately stop your vehicle at the scene or as close to the scene as possible without obstructing traffic;
2. render assistance to injured persons such as making arrangements for their transport to medical facilities;
3. exchange information with other involved parties including name, address, vehicle registration number, driver license number, and proof of financial responsibility, such as insurance coverage; AND,
4. if the crash results in personal injury, in any degree, and/or property damage to any involved vehicle to such an extent that it must be towed from the scene, notify the nearest duly authorized police department by the quickest means possible and supply them with the information specified in No. 3.

Normally, when a police officer investigates a crash, they will prepare a Police Crash Report and submit it to the Department. This makes driver reporting unnecessary.

However, if no police officer investigates a crash which you are required to report, you must file a report with the Department on Form AA-600 within five (5) days of the crash if it meets the reportable criteria. These forms are available from most public notaries and insurance agencies and may also be obtained from the Pennsylvania Department of Transportation, Bureau of Maintenance and Operations, P.O. Box 2047, Harrisburg, PA 17105-1470.

In many cases, you will need to obtain a copy of a completed police crash report form for insurance or other purposes from the investigating agency. If you are unsure of the name of



the investigating agency, you may contact the Department at (717) 787-2855. Copies of completed accident reports may not be obtained from the Department.

## **CUSTOMER CALL CENTER**

---

---

If you have any unanswered questions, you can call the Department's Customer Call Center. This Center is staffed with specially trained service representatives who can answer driver license, vehicle registration, and title-related questions.

The customer service phone lines are open between 8:00 a.m. and 5:00 p.m., Monday through Friday, except on holidays.

### **Toll Free within Pennsylvania**

**1- (800) 932-4600**

TDD (*Hearing Impaired*) (800) 228-0676

### **Out-of-State**

**(717) 412-5300**

TDD (*Hearing Impaired*) (717) 412-5380

For the days and hours of operation at a Driver License Center nearest you, to download the most current forms, publications, and fact sheets or to access PennDOT's online services, including scheduling a CDL On-the-Road Test, visit PennDOT's Driver and Vehicle Services website at [www.dmv.state.pa.us](http://www.dmv.state.pa.us).

## **INTRASTATE CARRIERS OF PROPERTY & HOUSEHOLD GOODS**

---

---

### **Pennsylvania Public Utility Commission**

**Bureau of Transportation & Safety**

**Harrisburg, PA 17105-3265**

**(717) 787-3834 or FAX (717) 787-3114**

PUC Website: [www.puc.state.pa.us](http://www.puc.state.pa.us)

The Pennsylvania Public Utility Commission (PUC) issues Certificates of Public Convenience for the transportation of property (general and bulk commodities) and household goods when the for hire carrier is operating between points in Pennsylvania. Intrastate involves the picking-up and dropping-off of shipments where both the origin and destination are in Pennsylvania.

An application must be filed and a certificate must be issued before service may be provided solely within the borders of the Commonwealth.

## **Property Carriers**

Carriers of property, excluding household goods, must file a PUC Form 189 along with a filing fee of \$100. The filing fee must be paid by certified check or money order made payable to the Commonwealth of Pennsylvania. Upon receipt and approval of the application, the Commission will issue a Secretarial letter granting authority to transport property, excluding household goods, between points in Pennsylvania.

## **Carriers of Household Goods**

Carriers of household goods include, the services typically provided by moving and storage companies, to transport people's possessions upon relocation from one home to another.

To begin providing this type of service, the carrier must file PUC Form 189H along with a filing fee of \$350. The filing fee must be paid by certified check or money order made payable to the Commonwealth of Pennsylvania.

After review and acceptance of the application, it is published in the Pennsylvania Bulletin, which is a Commonwealth publication, for the purpose of giving notice to the public that the carrier seeks to begin providing service in Pennsylvania.

Any active Pennsylvania certified carrier holding household goods authority in the same area of application may file a protest to the granting of the application. Protests must be filed with the Commission and the applicant within 15 working days of the publication date in the Pennsylvania Bulletin. Carriers have the opportunity to resolve protests through negotiations with the objector. If an agreement between the parties cannot be reached, the application would be set for hearing before a PUC administrative law judge.

## **Insurance**

As a PUC carrier, evidence of insurance must be maintained with the Commission to meet our minimum requirements (see page 12). The Commission requires all carriers to provide evidence of insurance by the filing of a Form E as proof of bodily injury and property damage insurance and a Form H as evidence of cargo liability insurance. A carrier's failure to maintain evidence of insurance will result in cancellation of its operating authority. If your insurance company subscribes to NOR (National Online Registries, Inc. at [www.mcinfo.org](http://www.mcinfo.org)), you can request the insurance company to file the required insurance forms electronically through NOR. The electronically filed insurance forms will reach the Commission more quickly than mailed forms.

## **Tariffs & Rates**

Carriers of property are not required to file a tariff. Carriers of household goods must file a tariff and must seek Commission approval for any change in rates.

## **Assessments**

All carriers are subject to an annual assessment based upon their reported gross operating revenue from Pennsylvania transportation. Carriers subject to the annual assessment are mailed a form each year to complete and return to the Commission by March 31. From the information provided, an assessment is calculated and an invoice is mailed to the carrier. Failure to pay the annual assessment will result in cancellation of the carrier's authority.

## **Safety**

Carriers must comply with the Commission's safety regulations contained in 52 Pa. Code Chapter 37, which adopts the Federal Motor Carrier Safety Regulations at 49 CFR. In addition, carriers must comply with the Pennsylvania Department of Transportation's vehicle equipment requirements.

## **Marking of Vehicles**

As a PUC certificated carrier, you are required to mark your vehicles with the name of the carrier, city, state, and the PUC-A#. The vehicle must be marked on both sides in letters no less than 2 inches high by ½ inch in width. Carriers that display a US DOT# are exempt from this requirement.

## **Other General Requirements**

All carriers have an obligation to inform the Commission in writing of any change of address. This is especially important to the carrier as information concerning insurance and other matters is routinely mailed to the carrier.

## **Contacting the Commission**

All correspondence may be mailed to the Commission at:

Secretary's Bureau  
Pennsylvania Public Utility Commission  
PO Box 3265  
Harrisburg, PA 17105-3265

## **Fines and Penalties**

The Commission is very serious about its responsibility to the citizens of the Commonwealth that carriers operating under authority granted by the Commission are properly insured and are in compliance with our safety regulations. Carriers under our jurisdiction must be aware that fines and other penalties may be imposed when the Commission determines that violations of our regulations have occurred. Fines range from \$50 to \$1,000 per violation depending on the severity of the violation.

# **UNIFIED CARRIER REGISTRATION ACT (UCRA)**

The Unified Carrier Registration System Plan and Agreement (UCR Act) went into effect on Jan. 1, 2007, replacing the existing Single State Registration System (SSRS). Although the PUC did not participate in 2007, beginning in 2008, Pennsylvania, through the PUC, is participating in the Unified Carrier Registration Agreement. Beginning in 2008, Pennsylvania is the base state for all businesses with their principal place of business located in Pennsylvania, as reported on their Federal Motor Carrier Identification Report (MCS-150). Carriers are strongly urged to update the information on their MCS-150 prior to filing the UCR registration. This can be completed on-line by obtaining a portal account from FMCSA at <https://portal.fmcsa.dot.gov>.

The UCR Act requires motor carriers (including for-hire, private and exempt motor carriers), leasing companies, freight forwarders, and brokers that operate in interstate commerce to register with the program and pay a fee based on the type of business operated. These fees will fund motor carrier safety and enforcement programs. The UCR Act is not applicable to businesses whose operations are wholly intrastate. The fees are based upon the type of business, and additionally for motor carriers, the size of their fleet.

Annually, the PUC will mail a notification to all businesses domiciled in Pennsylvania and believed to be operating in interstate commerce. This mailing will provide the UCR registration requirements and fee information.

Further information on the UCR Act can be found at [www.ucr.in.gov](http://www.ucr.in.gov). You may also direct questions to the Motor Carrier Division's Safety Office at (717) 772-2254 or to the Director of the Bureau of Transportation and Safety at (717) 783-3846.

## DEFINITIONS

---

---

These definitions are provided as a convenience to the public to explain in one easily, readable format various legal definitions that appear at different sections of the Vehicle Code and Department Regulations. In the case of legal controversy, the definitions that appear in the Vehicle Code or Department Regulations are controlling.

### **Bus -**

1. a motor vehicle designed to transport 16 or more passengers, including the driver; OR,
2. a motor vehicle, other than a taxicab or limousine, designed to transport not more than 15 passengers, including the driver, and used for the transportation of persons for compensation.

The term does not include a vehicle used in a ridesharing arrangement or a school bus.

**Combination** - Two or more vehicles physically interconnected in tandem.

**Commercial Driver Learner's Permit** - A permit issued to an individual who wants to drive a commercial vehicle or add additional endorsements to or remove restrictions from their Commercial Driver's License.

**Commercial Driver's License or "CDL"** - A driver's license issued to a person 18 years of age or older to drive a class of commercial motor vehicle.

**Commercial Implement of Husbandry** - An implement of husbandry that:

- (1) Is a self-propelled vehicle.
- (2) Is used to perform agricultural production or harvesting activities exclusively on farms other than farms owned or operated by the owner of the implement of husbandry.

The term also includes any other vehicle determined by the department to be a commercial implement of husbandry.

**Commercial Motor Vehicle** - A motor vehicle designed or used to transport passengers or property that meets one of the following criteria:

1. if the vehicle has a gross vehicle weight rating of 26,001 or more pounds;
2. if the vehicle is designed to transport 16 or more passengers, including the driver;
3. if the vehicle is a school bus; OR,
4. if the vehicle is transporting hazardous materials and is required to be placarded in accordance with Department regulations.

This term does not include an antique or classic motor vehicle, an implement of husbandry, or any motor home or recreational trailer operated solely for personal use, or motorized construction equipment, including, but not limited to, motorscrapers, backhoes, motorgraders, compactors, excavators, tractors, trenchers, and bulldozers.

**Controlled Substance** - Any substance defined or classified under The Controlled Substance, Drug, Device and Cosmetic Act or Federal Regulations.

**Containerized Cargo** - Manifested international freight in a sealed, seagoing container.

**Converter Gear** - A trailer designed and used exclusively to tow a semi-trailer by mounting the semi-trailer on the fifth wheel of the converter gear. The term includes auxiliary axle and jeep dolly.

**Disqualification** - A prohibition against driving a commercial motor vehicle.

**Employer** - Any person, including the United States, a state, or a political subdivision of a state, who owns or leases a commercial motor vehicle or assigns a person to drive a commercial motor vehicle.

**Farm Vehicle** - A truck or truck tractor determined by the Department of Transportation to be used exclusively for agricultural purposes.

**Foreign Jurisdiction** - Any jurisdiction other than a state of the United States.

**Freeway/Expressway** - A limited access highway which can only be entered or exited by using interchange ramps.

**Full-Trailer** - A trailer constructed so that no part of its weight rests on the towing-vehicle. A semi-trailer attached to a towing vehicle by an auxiliary front axle or dolly is considered a full-trailer.

**GAWR (Manufacturer's Gross Axle Weight Rating)** - The weight specified by the manufacturer as the maximum design weight capacity of a single axle.

**GVWR (Gross Vehicle Weight Rating)** - The value specified on the Federal weight certification label by the manufacturer.

**Gross Weight** - The combined weight of a vehicle or combination of vehicles and its load excluding the driver's weight.

**Implement of Husbandry** - Farm equipment that meets all of the following criteria:

- (1) Is equipped with pneumatic tires except if prohibited by religious beliefs.
- (2) Is infrequently operated or moved upon highways.
- (3) Is used in agriculture for any of the following purposes:
  - (i) performance of agriculture production or harvesting activities for the farmer's agricultural operations; or
  - (ii) transportation of agricultural products or agricultural supplies for the benefit of the farmer's agricultural operations.

The term also includes earthmoving equipment and any other vehicle determined by the department to be an implement of husbandry.

**Mobile Home** - A trailer designed and used exclusively for living quarters or commercial purposes, that exceeds the maximum size limitations listed in the Pennsylvania Vehicle Code for operation on a highway and only incidentally operated on a highway.

**Modular Housing Unit** - A unit transported on a removable or nonremovable frame designed for residential or commercial purposes which is wholly or in substantial part fabricated, formed or assembled in manufacturing facilities for assembly and installation on the building site.

**Motor Carrier Vehicle** -

- (1) A truck, truck tractor or combination having a gross vehicle weight rating, gross combination weight rating, registered gross weight, registered combination weight or actual gross weight of 17,001 pounds or more.
- (2) A truck, truck tractor or combination engaged in interstate commerce and having a gross vehicle weight rating, gross combination weight rating, registered gross weight, registered combination weight or actual gross weight of 10,001 pounds or more

**Multi-Purpose Agricultural Vehicle** - A motor vehicle which is 60 inches or less in width and 1,200 pounds or less in dry weight and which is used exclusively for agricultural operations and only incidentally operated or moved upon the highways.

**Nondivisible** - Incapable of being divided into parts or dismembered without substantially damaging its usefulness or value.

**Nonresident CDL** - A commercial driver's license issued by a state to an individual who resides in a foreign jurisdiction.

**Oversize** - The length, width, or height of a mobile home, vehicle, or combination of vehicles, including the load or loads carried thereon (excluding mirrors or sunshades), exceeds the applicable maximum length, width, or height listed in the Pennsylvania Vehicle Code.

**Overweight** - The gross weight of a mobile home or vehicle or combination of vehicles, including the load carried thereon, exceeds the applicable maximum gross weights specified in Chapter 49, Subchapter C of the act (relating to maximum weight of vehicles).

**Out-Of-Service Order** - A temporary prohibition against driving a commercial motor vehicle as provided by Departmental regulations.



**Permit** - A special hauling permit issued by the Pennsylvania Department of Transportation, as provided for in the Pennsylvania Vehicle Code, for the movement of a mobile home, oversize or overweight vehicle, or combination of vehicles, including the load or loads thereon, on state highways other than the Pennsylvania Turnpike.

**Registered Gross Weight** - The maximum gross weight at which a vehicle or combination is registered in the Commonwealth to operate on a highway, which shall include the weight at which a vehicle or combination is registered for operation.

**School Bus** - A motor vehicle which:

1. is designed to carry 11 passengers or more, including the driver; AND,
2. is used for the transportation of pre-primary, primary, or secondary school students to or from public, private, or parochial schools or events related to such schools or school-related activities.

The term does not include a motor vehicle used to transport preprimary, primary or secondary school students to or from public, private or parochial schools or events related to such schools or school-related activities, which is designed to carry 11 to 15 passengers, including the driver, and which is registered in this commonwealth as buss prior to March 1, 1993 or a motor vehicle which is registered to that public, private or parochial school in this Commonwealth as a bus prior to September 15, 1993.

**School Vehicle** - A motor vehicle, except a motorcycle, designed for carrying no more than ten passengers, including the driver, and used for the transportation of pre-primary, primary, or secondary school students while registered by or under contract to a school district or private or parochial school. The term includes vehicles having chartered, group, and party rights under the Pennsylvania Public Utility Commission and used for the transportation of school children.

**Semi-Trailer** - A trailer with some part of its weight resting on or carried by a towing-vehicle.

**Special Mobile Equipment** - (1) Vehicles not designed or used primarily for the transportation of persons or property, except for tools and parts necessary for the use and maintenance of the vehicle and only incidentally operated or moved over a highway.

(2) vehicles which have machinery permanently attached shall not carry a load, except for tools and parts necessary for the use and maintenance of the permanently attached machinery and are only incidentally operated or moved over a highway

(3) motor vehicles used primarily for road and bridge maintenance or repair which carry a load of asphalt emulsion or epoxy and aggregate directly to a highway or trafficway for maintenance or repair of the road or bridge surface.

The term includes, but is not limited to: ditch digging apparatus, well boring apparatus; earth moving and road construction and maintenance machinery, such as asphalt spreaders, bituminous mixers, bucket loaders, snowplows, ditchers, graders, finishing machines, road rollers, scarifiers, earth moving carryalls, scrapers, power shovels and drag lines; and self-propelled cranes and tractors, other than truck tractors. The term does not include house trailers; dump trucks; truck-mounted transit mixers, cranes or shovels; or other vehicles designed for the transportation of persons or property to which machinery has been added.



**Tandem Axle** - Every axle located within eight feet of another axle.

**Tare Weight** - The weight of any commercial vehicle that is not loaded with cargo. This term is also commonly known as the "unloaded weight."

**Terminal** - A facility to or from which a combination is actually in route for loading, unloading, breaking down or storing, which has adequate off-highway parking, maneuvering and vehicle storage area to which vehicles can obtain entrance and exit without backing from or onto a highway, street, or public alley.

**Tow Dolly** - A trailer designed and used exclusively to tow another vehicle by mounting its front or rear wheels on the tow dolly while the other wheels of the towed vehicle remain in contact with the ground.

**Trailer** - A vehicle designed to be towed by a motor vehicle (includes a convertergear).

**Truck** - A motor vehicle designed, used, or maintained primarily for the transportation of property.

**Truck-Camper** - A structure designed, used or maintained primarily to be loaded on or affixed to a motor vehicle to provide a mobile dwelling, sleeping place, office, or commercial space.

**Truck-Tractor** - A motor vehicle designed and used primarily for drawing other vehicles and not carrying a load other than a part of the weight of the vehicle and load it draws.

**Unladen Weight** - The weight of a vehicle fully equipped for service, excluding the weight of any load.

# TELEPHONE LIST

**Commercial Drivers License - Questions**

(PA Dept. of Transportation) . . . . . 717-772-4569

**Commercial Vehicle Registration**

(Apportioned & Fleet Vehicles)

(PA Dept. of Transportation) . . . . . 717-346-0608

(PA State Police) . . . . . 717-346-7347

**Transfer of Out -of -State CDL**

**Within PA** . . . . . 1-800-932-4600

**Out-of-State** . . . . . 1-717-412-5300

**Physical Examination – Questions**

(PA Dept. of Transportation) . . . . . 717-772-1560

**Hazardous Material**

**Spill Emergency** . . . . . 717-651-2001

PEMA . . . . . 1-800-HBG-PEMA

(PA Emergency Management Agency)

**Hazardous Waste Permits**

(PA Department of

Environmental Protection) . . . . . 717-787-6239

**Hazardous Material Questions**

**– Turnpike**

(PA Turnpike Commission) . . . . . 717-939-9551

**Over Dimensional Permits**

**–Turnpike**

(PA Turnpike Commission). 717-939-9551 ext. 5830

**Over Dimensional Permits**

(PA Dept. of Transportation) . . . . . 717-787-4680

**General Information – Turnpike**

(PA Turnpike Commission)

**Out-of-State** . . . . . 717-939-9551 ext. 3060

**Within PA** . . . . . 1-800-331-3414

**Residual Municipal Waste Permits**

(PA Department

of Environmental Protection) . . . . . 717-787-7381

**Motor Carrier Road Taxes** . . . . . 717-787-5355

(PA Dept. of Revenue) . . . . . 1-800-482-4382

**102" Truck Access – Questions and Maps**

(PA Dept. of Transportation) . . . . . 717-783-6473

**Transportation of**

**Hazardous Materials**

(PA State Police) . . . . . 717-346-7347

**Disposal of Hazardous Materials**

(PA Department

of Environmental Protection) . . . . . 717-787-6239

**Motor Carrier – General Information**

(PA State Police) . . . . . 717-787-7445

**Intrastate Property Authority**

**UCR Registration**

(PA Public Utility Commission)

Safety Office . . . . . 717-772-2254

Applications . . . . . 717-787-3834

**Federal Motor Carrier Admin. – PA Division**

(US Dept of Transportation) . . . . . 717-221-4443

**PA Motor Truck Association** . . . . . 717-761-7122

**IFTA**

(PA Department of Revenue) . . . . . 1-800-482-4382

**APRAS Ombudsman**

(PA Dept. of Transportation) . . . . . 717-787-5367


**Federal Motor Carrier Safety Administration**

(FMCSA) . . . . . 717-614-4060









This handbook is intended for general reference only. Since laws and regulations are subject to change and judicial interpretation, specific legal questions should be addressed to your attorney.