

***BOSE***

PROFESSIONAL



Online and classroom training programs

## Course Catalog

Revision Date: October 2020

# TABLE OF CONTENTS

<b>GLOBAL EDUCATION ONLINE CENTER</b>	<b>6</b>
LEARNING STYLE 1: ONLINE CERTIFICATION	7
LEARNING STYLE 2: ON DEMAND	8
LEARNING STYLE 3: INSTRUCTOR LED	9
LEARNING STYLE 4: WEBINARS	9
<b>SIGN IN PROCESS</b>	<b>10</b>
<b>ONLINE CERTIFICATION CURRICULUM</b>	<b>14</b>
L1 PRO PORTABLE LINE ARRAY SYSTEMS:	14
TECHNICAL CERTIFICATION	14
CONTROLSPACE ECOSYSTEM FOR CONFERENCE	15
CONTROLSPACE ECOSYSTEM FOR INSTALLED SOUND	16
CSP PLATFORM: ESSENTIALS	17
MSA12X AND BOSE ARRAY TOOL: COMBINED COURSES	18
MODELER: ADVANCED ACOUSTIC & LOUDSPEAKER SIMULATION SOFTWARE	19
<b>ON DEMAND CURRICULUM</b>	<b>20</b>
BOSE WORK	20
HEADPHONES 700 UC: ECOSYSTEM ESSENTIALS	20
HEADPHONES 700 UC: PROMO VIDEOS AND	21
INTRODUCTION WEBINAR	21
BOSE ES1 CEILING AUDIO SOLUTION	21
BOSE WORK PROJECT REGISTRATION PROGRAM FOR	22
DISTRIBUTION PARTNERS	22
BOSE WORK PROJECT REGISTRATION PROGRAM FOR	22
DEALERS	22
LOUDSPEAKERS	23
SURFACE, CEILING, AND PENDANT LOUDSPEAKERS	23
DIGITALLY STEERABLE COLUMN ARRAY LOUDSPEAKER	24
DELTAQ™ LINE ARRAY SYSTEM	24
OUTDOOR WEATHERIZED LOUDSPEAKERS	25
PORTABLE PA & MIXING SOLUTIONS	26

L1 PRO SERIES: PORTFOLIO OVERVIEW .....	26
L1 PRO SERIES: TECHNICAL TRAINING .....	27
L1 PRO SERIES: DOWNLOADABLE APPLICATION .....	28
AND SELECTION GUIDES.....	28
S1 PRO: PORTABLE, POWERED LOUDSPEAKER SYSTEM.....	28
L1 COMPACT SYSTEM: PORTABLE, POWERED LINE .....	29
ARRAY SYSTEM .....	29
TONEMATCH DIGITAL MIXERS.....	29
F1 MODEL 812 FLEXIBLE ARRAY .....	30
DIGITAL SIGNAL PROCESSORS.....	31
CONTROLSPACE AND CSP SELECTION GUIDE .....	31
CONTROLSPACE ESSENTIALS: ON DEMAND MICRO-TUTORIALS .....	32
CONTROLSPACE: CONFERENCING FEATURES EXPLAINED .....	33
CONTROLSPACE: ACOUSTIC ECHO CANCELLATION EXPLAINED .....	34
CSP COMMERCIAL SOUND PROCESSORS: ON DEMAND .....	34
POWER AMPLIFIERS .....	35
POWER AMPLIFIER SELECTION GUIDE.....	35
POWERSPACE POWER AMPLIFIER SERIES .....	35
POWERSHARE POWER AMPLIFIER SERIES .....	36
DESIGN TOOLS .....	37
BOSE ARRAY TOOL: ON DEMAND.....	37
MODELER: ON DEMAND.....	38
<b>INSTRUCTOR LED .....</b>	<b>39</b>
BOSE SYSTEM TRAINING .....	39
CONTROLSPACE DESIGNER LEVEL 1 .....	40
CONTROLSPACE DESIGNER LEVEL 2 .....	41
<b>WEBINARS .....</b>	<b>42</b>
RECORDED WEBINARS: AUDIO AND ACOUSTIC ESSENTIALS .....	42
RECORDED WEBINARS: BOSE WORK .....	42
RECORDED WEBINARS: BOSE LOUDSPEAKERS .....	43
RECORDED WEBINARS: BOSE PROFESSIONAL ELECTRONICS.....	43
RECORDED WEBINARS: SOUNDCOMM B40.....	44

RECORDED WEBINARS: DSP .....44

SEMINARIOS WEB EN ESPAÑOL .....45

**■ FREQUENTLY ASKED QUESTIONS..... 46**

# INTRODUCTION



## **Welcome to the Global Education Online Center Located at PROEDU.BOSE.COM**

This section introduces the online center and explains its layout and log-in process.

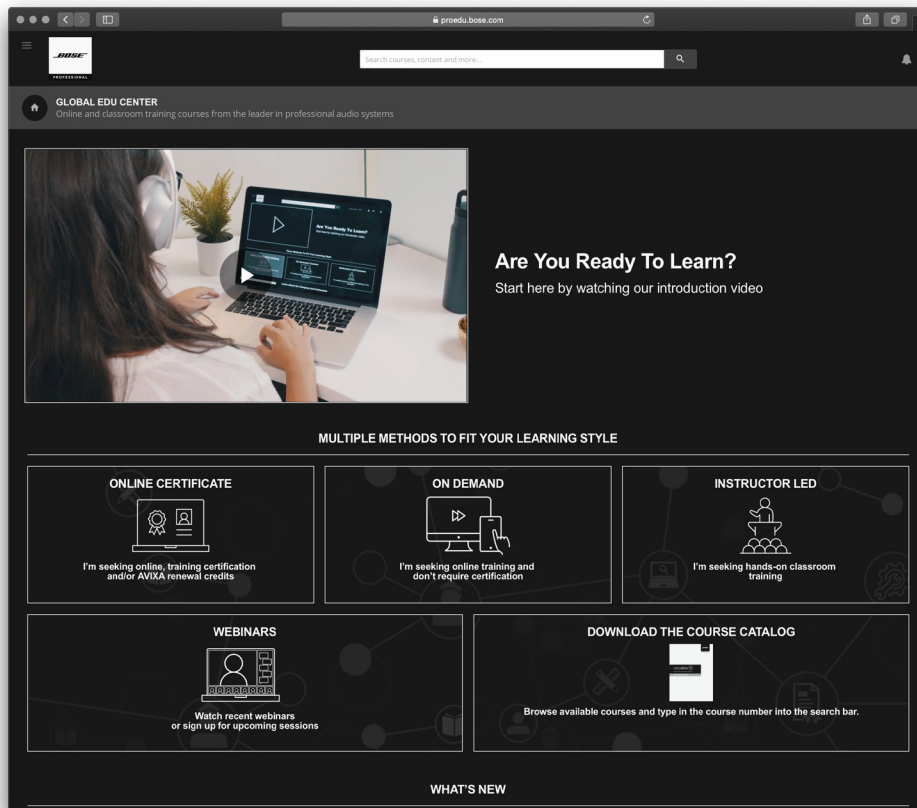
# GLOBAL EDUCATION ONLINE CENTER

**Introduce** the online center

**Discover** about the learning methods

**Explain** each method

Bose Professional provides a centralized online learning center that allows you to learn at your own pace with different training styles. This document will inform you about the learning options, how to access them, and the available courses provided.



The official name is

**Global Education Online Center**



Located at

**[proedu.bose.com](https://proedu.bose.com)**

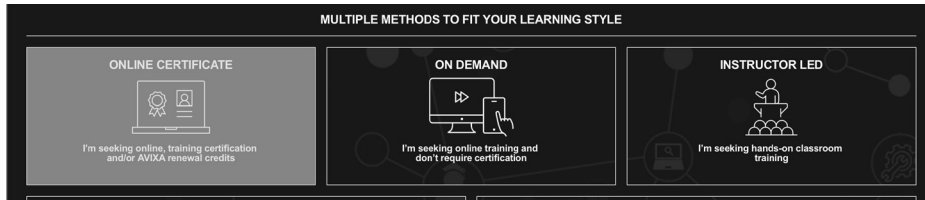
The Global Education Online Center provides four methods to fit your learning style. You can choose them from the home page.

They are:

1. **Online Certification**
2. **On Demand**
3. **Instructor Led**
4. **Webinars**

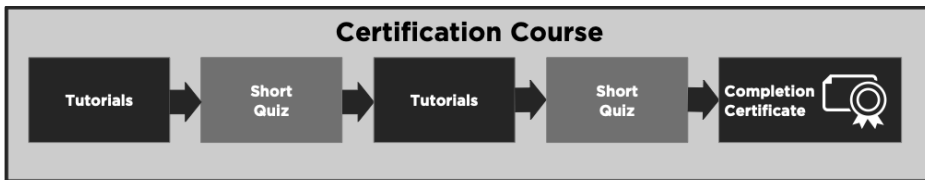
The next document pages will explain details about each learning style.

## LEARNING STYLE 1: ONLINE CERTIFICATION



### For users, who prefer online-based training with certification.

The online certification courses will prepare you to work more efficiently with Bose Professional hardware and software, while achieving a certification in the process.



An online certification course contains multiple tutorials and test assessments organized into a linear workflow with easy to follow steps.

As you progress through each course, you will take test assessments to ensure learning comprehension.

Once you've completed a course, you will be awarded a Bose Completion Certificate and in some cases, you will also qualify for AVIXA renewal units.



### Bose is an authorized AVIXA RU provider.

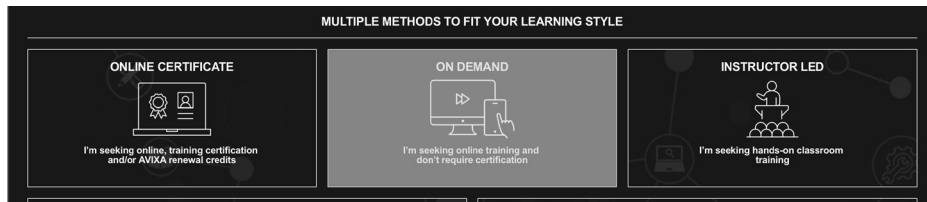
Under each online certification course, we list the amount of Renewal Units (RU) proved. Once an AVIXA approved course is completed, the Bose completion e-certificate will have the AVIXA logo and RU's awarded.



This learning style is designed for people seeking online certification training or AVIXA renewal



## LEARNING STYLE 2: ON DEMAND



**For users, who prefer online-based training and don't require certification.**

Here you will find technical training tutorials in a quick, searchable format for faster answers.



On Demand provides training materials in a non-linear, standalone method. You can easily pick and choose the available training material and view them without the requirement of test assessments or certification.

Most On Demand individual tutorials have an equivalent certification course version. If you complete a tutorial contained in the certification course, your progress will automatically be shared so you do not have to complete a second time.

This provides the flexibility to start here and enroll in the future into the corresponding online certification course.

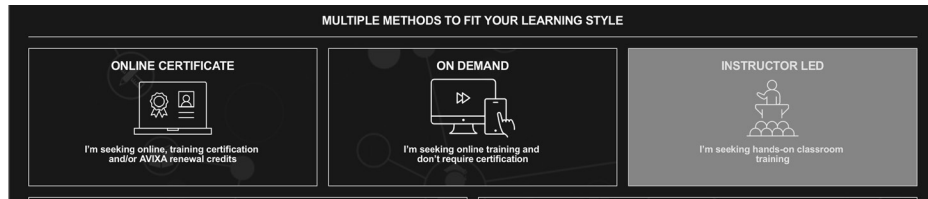
Simply complete the rest of the tutorials, then pass the test assessments to earn a Bose Completion Certificate.



This learning style provides quick searchable answers without requiring test assessments required in the certification style.



## LEARNING STYLE 3: INSTRUCTOR LED

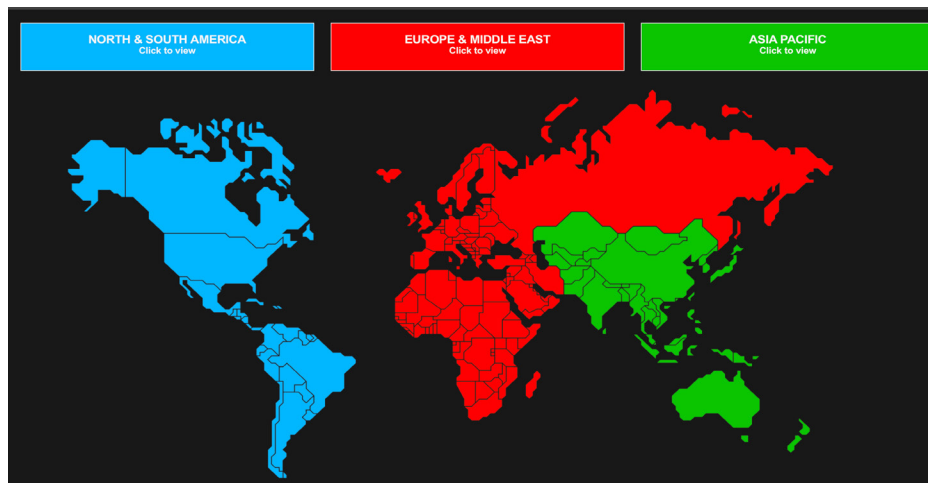


### For users, who prefer the experience of in-person training

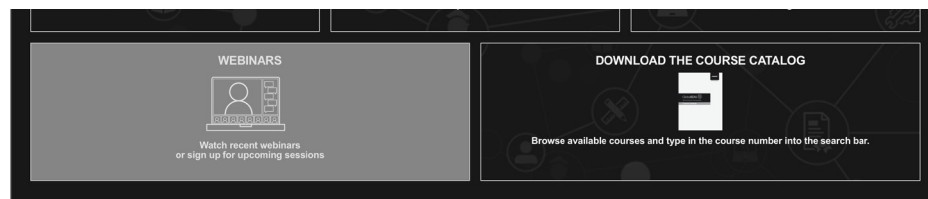
You can view upcoming courses and register online. Our in-person courses allow you to learn in a group setting around the globe. You gain hands-on experience and direct interaction with our instructors. Upon course completion, you receive a Bose certification.

Simply select a course to view upcoming session, then enroll to guarantee your seat.

Once registered, you'll be contacted by our instructors who will supply you with the next steps.



## LEARNING STYLE 4: WEBINARS



### For users, who prefer the experience of live or recorded webinars with an instructor.

You can view upcoming live webinars. You learn remotely, while still being able to interact with our instructors. They are held around the globe.

Simply select a course to view upcoming session, then enroll to guarantee your seat.

If you missed a past webinar, you can view the recorded sessions hosted on the webinars page.



This learning style is designed for people who enjoy in-person or live webinars.



## SIGN IN PROCESS

**Steps** to access online center

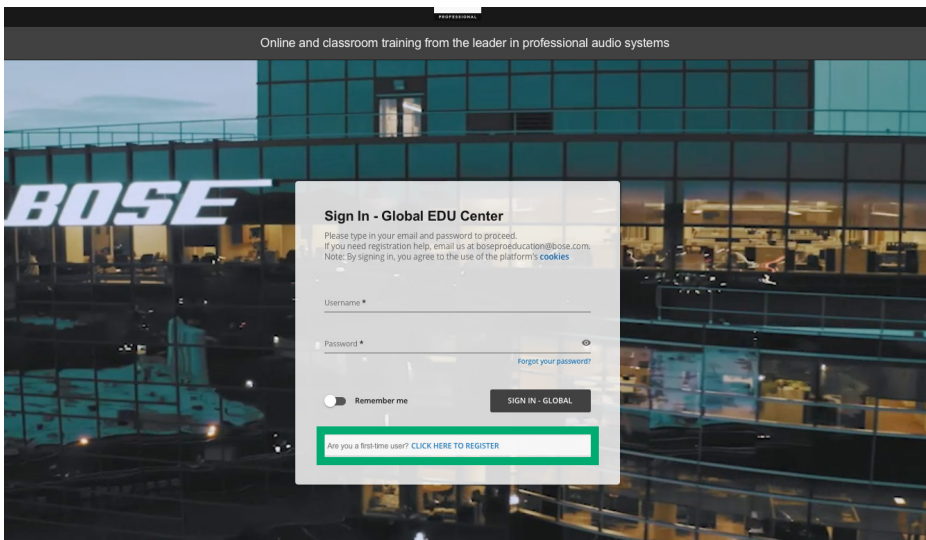
**Learn** about the three learning styles

**Explain** each style

Bose Professional is honored that you made a choice to learn about our available online and classroom training programs. You will start your journey by accessing our online center. We will walk you through the sign in steps.

### Step 1:

For first time users, you register at [proedu.bose.com](https://proedu.bose.com) by clicking on the “New User? Register” text highlighting in the green box.



### Step 2:

You will fill out the required form fields on both registration pages to create your user profile. This will customize your learning journey. Once done, click on the register button.



Located at  
**[proedu.bose.com](https://proedu.bose.com)**



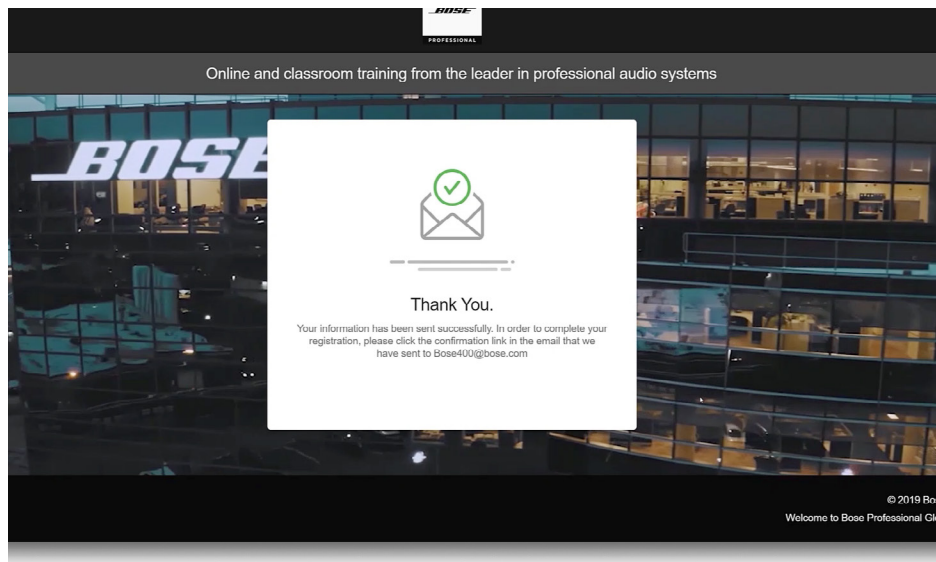
Supported by most popular web browsers (Chrome, Firefox, Safari, Edge, and Opera)



The registration form has two pages that customizes your learning profile.

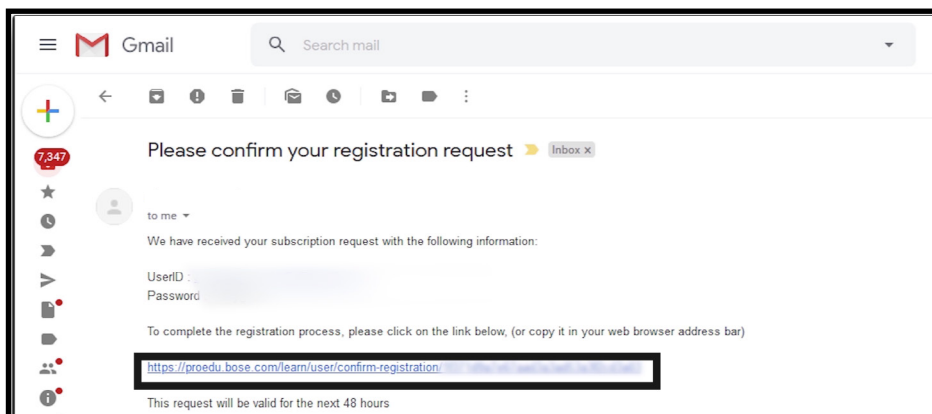
### Step 3:

Once you click on the register button, this confirmation window will pop-up on screen. An automated confirmation link has been sent to your email account.



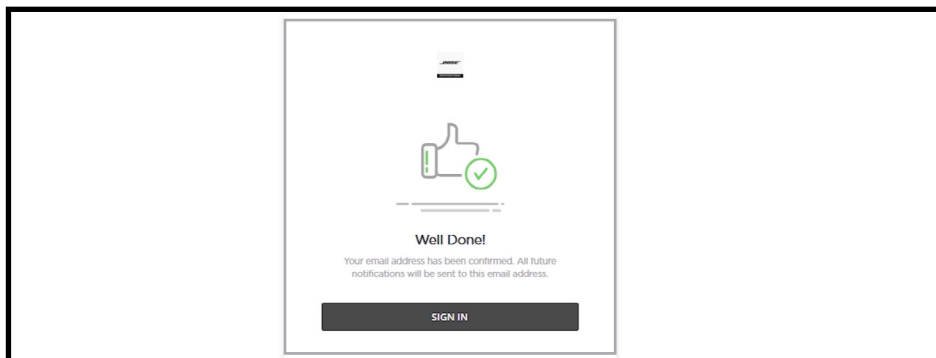
### Step 4:

Go to your email account and look for the confirmation email. Be sure to check your spam filter if it has not arrived within 5 minutes. View the confirmation email and click on the hyperlink within the email.



### Step 5:

Once clicked on the hyperlink, your web browser will open and this screen will appear. The registration process is complete.

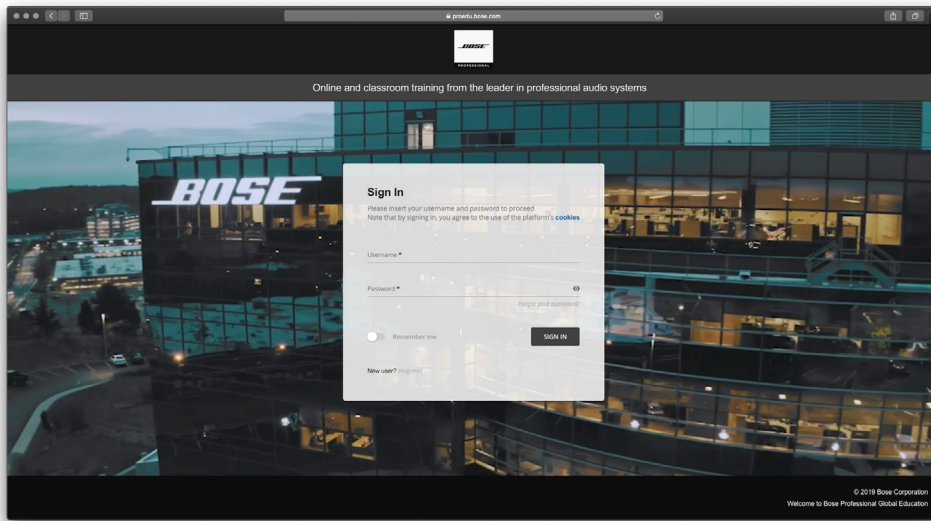


Your confirmation email will come from:  
**boseproeducation@bose.com**



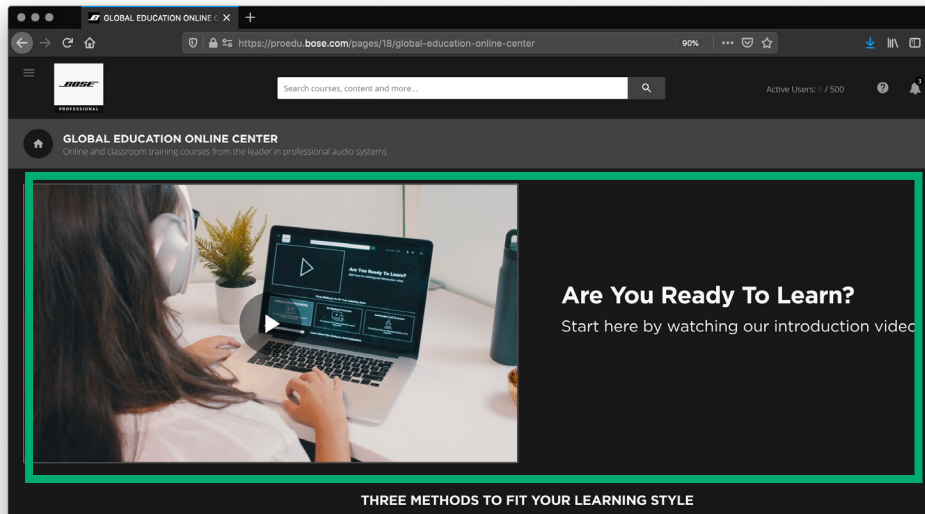
### Step 6:

Return to the Global Education Online Center at [proedu.bose.com](https://proedu.bose.com) and sign in with your username and password.



### Step 7:

Once signed in, please start by watching the introduction video located on the home page. It will provide a quick overview of the user interface.



**Congratulations,** you are now ready to begin the learning journey.

# CURRICULUM



## MULTIPLE LEARNING STYLES PROVIDED

As described in the first section, the training curriculum is offered in four styles that best meets your learning preference. The curriculum will be segmented into each style.



## ONLINE CERTIFICATION CURRICULUM



An online certification course contains multiple tutorials and test assessments organized into an easy to follow, step-by-step workflow.

You can view the courses provided over the next section.



<b>Course Title</b>	L1 Pro Portable Line Array Systems: Technical Certification
<b>Course #</b>	E-E04760
<b>Description</b>	This comprehensive certification course provides in-depth technical info about the hardware and software.
<b>Topics Covered</b>	<p>Course Introduction</p> <p>L1 PRO Series: portfolio overview</p> <p>L1 PRO8: features and benefits</p> <p>L1 PRO16: features and benefits</p> <p>L1 PRO32: features and benefits</p> <p>L1 PRO SUB1 &amp; SUB2: features and benefits</p> <p>RaceTrack innovation</p> <p>L1 Mix App overview</p> <p>Onboard mixer controls explained</p> <p>Analog connections overview</p> <p>ToneMatch connection overview</p> <p>L1 PRO Sub1 &amp; Sub2: controls, connections, and cardioid mode</p> <p>SubMatch connection overview</p> <p>Speaker Pole Mount accessory explained</p>
<b>Content</b>	19 training materials - 15 tutorials and 4 quizzes
<b>Duration</b>	51 minutes (approximate time)
<b>Prerequisites</b>	None
<b>Quiz / Exam</b>	Online multiple choice
<b>Certificate Earned</b>	Bose certificate
<b>AVIXA Earned</b>	None



### Quick Tip

You can quickly find this course by typing in the course # into the search field located at the top of the home page.



<b>Course Title</b>	ControlSpace Ecosystem for Conference
<b>Course #</b>	E-E04NO1
<b>Description</b>	This course explains the ecosystem platform that integrates multiple technologies for the benefit of conference applications. You will learn the essentials for conference system designs with a working knowledge of hardware and software.
<b>Topics Covered</b>	<p>Ecosystem overview</p> <p>Conferencing processors and endpoints</p> <p>ControlSpace Designer UI overview</p> <p>Adding devices offline to the project view</p> <p>Design view tab explained</p> <p>Programming best practices</p> <p>Conference room router explained</p> <p>Configuring Dante microphones</p> <p>IP networking</p> <p>Device updates</p> <p>Connecting to devices</p> <p>Parameter sets, groups, timers, logic</p> <p>VoIP web interface overview</p> <p>Conferencing system examples</p>
<b>Content</b>	93 training materials - 73 tutorials and 20 quizzes
<b>Duration</b>	240 minutes (approximate time)
<b>Prerequisites</b>	None
<b>Quiz / Exam</b>	Online multiple choice
<b>Certificate Earned</b>	Bose certificate
<b>AVIXA Earned</b>	2 renewal unit (RU)



This ControlSpace course is designed specifically for conference applications. It introduces how to use our conference innovations.






<b>Course Title</b>	ControlSpace Ecosystem for Installed Sound
<b>Course #</b>	E-KVOYX1
<b>Description</b>	This course explains the ecosystem platform that integrates multiple technologies for the benefit of installed sound applications. You will learn the essentials for system design with a working knowledge of hardware and software.
<b>Topics Covered</b>	<p>Ecosystem overview</p> <p>ESP processors hardware overview</p> <p>ControlSpace Designer UI overview</p> <p>Adding devices offline to the project view</p> <p>Design view tab explained</p> <p>Programming best practices</p> <p>Signal processing blocks explained</p> <p>Configuring Dante microphones</p> <p>IP networking</p> <p>Device updates</p> <p>Connecting to devices</p> <p>Parameter sets</p> <p>Groups</p> <p>Timers</p>
<b>Content</b>	59 training materials - 46 tutorials and 13 quizzes
<b>Duration</b>	160 minutes (approximate time)
<b>Prerequisites</b>	None
<b>Quiz / Exam</b>	Online multiple choice
<b>Certificate Earned</b>	Bose certificate
<b>AVIXA Earned</b>	1.25 renewal unit (RU)



This ControlSpace course is designed for non-conference installations covering our innovations that improves design and programming efficiency





<b>Course Title</b>	CSP Platform: Essentials
<b>Course #</b>	E-EOJLW1
<b>Description</b>	Six lessons will introduce Bose CSP platform. It covers the browser-based user interface and its programming workflow, two methods for network setup and configuration, and how to configure the AutoVolume feature. A short quiz is provided at the end to verify your understanding of the material. Complete all the courses to receive a Bose completion certificate.
<b>Topics Covered</b>	<ul style="list-style-type: none"> <li>Introduction to the processors</li> <li>Hardware overview</li> <li>User interface</li> <li>Programming workflow</li> <li>Method 1: network and discover Bose CSP devices via static IP mode</li> <li>Method 2: network and discover Bose CSP devices via link-local IP mode</li> <li>AutoVolume application guide</li> </ul>
<b>Content</b>	8 training materials - 7 tutorials and 1 quiz
<b>Duration</b>	60 minutes (approximate time)
<b>Prerequisites</b>	None
<b>Quiz / Exam</b>	Online multiple choice
<b>Certificate Earned</b>	Bose certificate
<b>AVIXA Earned</b>	1 renewal unit (RU)



This CSP course will get you started using the platform.

**It explains details about the user interface that was inspired by the IT industry.**





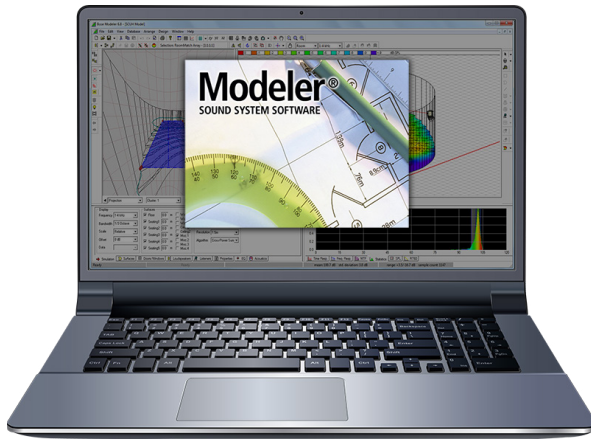
<b>Course Title</b>	MSA12X and Bose Array Tool: Combined Courses
<b>Course #</b>	E-P08EPV
<b>Description</b>	Thirteen lessons will teach you the technical details about the Bose MSA12X and how to build precise sound system designs using Bose Array Tool software. You will learn how the self-powered digital beam-steering loudspeaker provides improved room aesthetics, outstanding vocal intelligibility and tonal consistency while also gaining insight on how to model a venue, position arrays and optimize their coverage, and understanding the SPL coverage
<b>Topics Covered</b>	MSA12X overview Mounting and connections Design with Modeler Design with Bose Array Tool How to use with ControlSpace System Designer for MSA12X designs How to download and install Bose Array Tool An overview of the Bose Array Tool user interface How to create asymmetrical surfaces Details about the array properties panel Explaining the vertical beam shape types Details about the SPL properties panel Explaining the SPL coverage mappings Differences between the Mac and PC versions
<b>Content</b>	24 training materials - 13 tutorials and 11 micro quizzes
<b>Duration</b>	150 minutes (approximate time)
<b>Prerequisites</b>	None
<b>Quiz / Exam</b>	Online multiple choice
<b>Certificate Earned</b>	Bose certificate
<b>AVIXA Earned</b>	2 renewal units (RU) 1 RU is awarded for MSA12X 1 RU is awarded for Bose Array Tool



### Why is this listed as “Combined Courses”?

Historically, two online certifications were independently offered.

For those whom have completed MSA12X System Design and Deployment or Bose Array Tool: Loudspeaker Simulation Software, your progress has been accounted for in this new combined version of both courses.



<b>Course Title</b>	Modeler: Advanced Acoustic & Loudspeaker Simulation Software
<b>Course #</b>	E-602NLV
<b>Description</b>	This 21-part training series provides an introduction to the user interface, creating a template that meets your needs, how to extrude various surfaces and areas, how to import 2D and 3D DXF files, and more.
<b>Topics Covered</b>	<p>Exploring UI and creating a template</p> <p>Additional UI features</p> <p>Building bass arrays in your designs</p> <p>Bose MA12 and MA12EX array design</p> <p>Develop a design plan and build room</p> <p>How to extrude arc</p> <p>How to extrude polygonal area</p> <p>How to extrude rectangular area</p> <p>How to extrude selected surfaces</p> <p>How to extrude walls</p> <p>How to import 2D DXF files</p> <p>How to import 3D DXF files</p> <p>How to merge selected surfaces</p> <p>How to create customer reports</p> <p>How to room model and measured RT</p> <p>Installing Speakers and Using DRASTIC Design Steps</p> <p>Prepare Sketchup files</p>
<b>Content</b>	21 training materials - 21 tutorials and 0 quizzes
<b>Duration</b>	280 minutes (approximate video)
<b>Prerequisites</b>	None
<b>Quiz / Exam</b>	Not required
<b>Certificate Earned</b>	Bose certificate
<b>AVIXA Earned</b>	None



After watching this timeless series of tutorials, you will be prepared to work with the Modeler software.

You can start in any sequence, and each completed tutorial will be marked as finished.

**Finish all 21 tutorials, and you will receive a Bose completion certificate.**



## ON DEMAND CURRICULUM

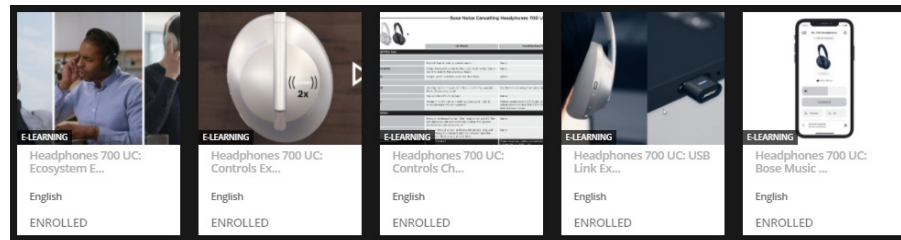


**On Demand** are individual tutorials or a series laid out in non-linear gallery format for quick search. They do not include certification test assessments.

You can choose the technology category type.



### Category Bose Work




<b>On Demand Title</b>	Headphones 700 UC: Ecosystem Essentials	
<b>Description</b>	This first tutorial series provides a high-level overview on the hardware and software ecosystem.	
<b>Tutorial Code and Title</b>	E-EZ1GG61	Headphones 700 UC: Ecosystem Explained
	E-POY2X0	Headphones 700 UC: Controls Explained
	E-71KEX1	Headphones 700 UC: Controls Chart
	E-POW9X0	Headphones 700 UC: USB Link Explained
	E-Q076O1	Headphones 700 UC: Bose Music App Explained
	E-E1L290	Headphones 700 UC: Microsoft Teams Explained
	E-7VR5X1	Headphones 700 Comparison Chart
<b>Duration</b>	Each averages less than 1 minute	
<b>Prerequisites</b>	Not applicable	
<b>Quiz / Exam</b>	Not applicable	
<b>Certificate Earned</b>	Not applicable	
<b>AVIXA Earned</b>	Not applicable	

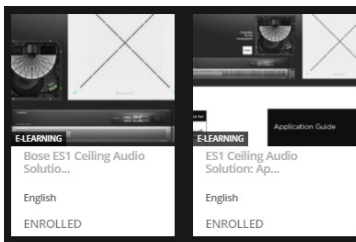


### Quick Tip

Get answers quick by typing in the tutorial code into the online center search bar.




<b>On Demand Title</b>	Headphones 700 UC: Promo Videos and Introduction Webinar	
<b>Description</b>	Learn about the features built into the Bose Headphones 700UC.	
<b>Tutorial Code and Title</b>	E-YVM7J0	Introduce the Bose Noise Cancelling Headphones 700UC
	E-GVZDP0	Ease of Use - Headphones 700UC
	E-6VXDX1	Microphone Array Technology - Headphones 700UC
	E-EOJGW0	Noise Cancelling Technology - Headphones 700UC
	E-E1LGEO	Webinar: Bose Noise Cancelling 700UC Introduction
<b>Duration</b>	Promo videos: 1 minute each. Webinar: 30 minutes.	
<b>Prerequisites</b>	Not applicable	
<b>Quiz / Exam</b>	Not applicable	
<b>Certificate Earned</b>	Not applicable	
<b>AVIXA Earned</b>	Not applicable	




<b>On Demand Title</b>	Bose ES1 Ceiling Audio Solution	
<b>Description</b>	Learn about the Bose and Sennheiser conference room solution.	
<b>Tutorial Code and Title</b>	E-Q07PLV	Bose ES1 Ceiling Audio Solution Overview
	E-P086EV	ES1: Application Guide
<b>Duration</b>	Each averages less than 8 minutes	
<b>Prerequisites</b>	Not applicable	
<b>Quiz / Exam</b>	Not applicable	
<b>Certificate Earned</b>	Not applicable	
<b>AVIXA Earned</b>	Not applicable	





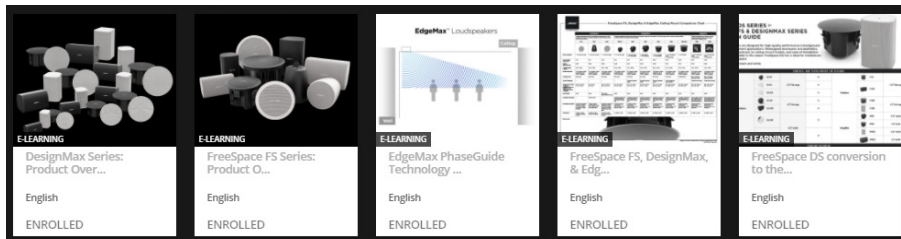
<b>On Demand Title</b>	Bose Work Project Registration Program For Distribution Partners
<b>Description</b>	Learn about our registration program presented by Carolyn Vargise, Global Sales Operations.
<b>Tutorial Code and Title</b>	E-JOERRV      Bose Work: Project Registration Program for Distributors
<b>Duration</b>	Each averages 6 minutes
<b>Prerequisites</b>	Not applicable
<b>Quiz / Exam</b>	Not applicable
<b>Certificate Earned</b>	Bose Certificate
<b>AVIXA Earned</b>	Not applicable



<b>On Demand Title</b>	Bose Work Project Registration Program For Dealers
<b>Description</b>	Learn about our registration program presented by Carolyn Vargise, Global Sales Operations.
<b>Tutorial Code and Title</b>	E-602G40      Bose Work: Project Registration Program for Dealers
<b>Duration</b>	Each averages 6 minutes
<b>Prerequisites</b>	Not applicable
<b>Quiz / Exam</b>	Not applicable
<b>Certificate Earned</b>	Bose Certificate
<b>AVIXA Earned</b>	Not applicable

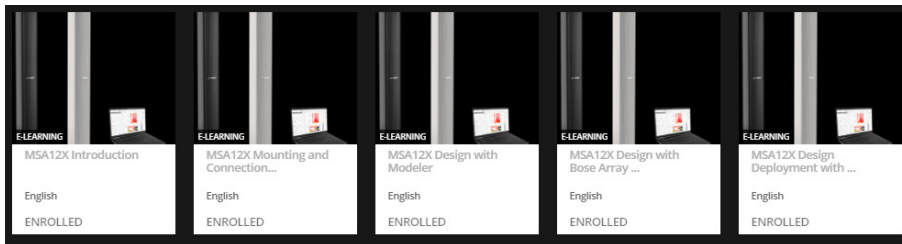


## Category Loudspeakers

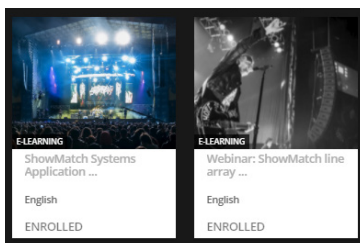


<b>On Demand Title</b>	Surface, Ceiling, and Pendant Loudspeakers	
<b>Description</b>	Learn about FreeSpace and DesignMax Loudspeakers	
<b>Tutorial Code and Title</b>	E-D19J4V	DesignMax Series: Product Overview
	E-D19DDV	FreeSpace FS Series: Product Overview
	E-P08J03	EdgeMax PhaseGuide Technology Explained
	E-E0JEWV	FreeSpace FS, DesignMax, EdgeMax Ceiling Mount Comparison Chart
	E-71KMNV	FreeSpace DS Conversion to New FS and DesignMax Series
	E-6VXGX1	FreeSpace FS & DesignMax Surface
<b>Duration</b>	Each averages less than 10 minutes	
<b>Prerequisites</b>	Not applicable	
<b>Quiz / Exam</b>	Not applicable	
<b>Certificate Earned</b>	Not applicable	
<b>AVIXA Earned</b>	Not applicable	



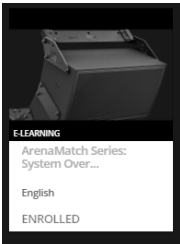


<b>On Demand Title</b>	Digitally Steerable Column Array Loudspeaker	
<b>Description</b>	Learn about digitally adaptive Bose MSA12X column loudspeaker.	
<b>Tutorial Code and Title</b>	E-POYRE1	MSA12X Introduction
	E-Q07MLV	MSA12X Mounting and Connections
	E-POWRYV	MSA12X Design with Modeler
	E-E1L4E1	MSA12X Design with Bose Array Tool
	E-71K2NV	MSA12X Design Deployment with ControlSpace Designer
<b>Duration</b>	Each averages less than 10 minutes	
<b>Prerequisites</b>	Not applicable	
<b>Quiz / Exam</b>	Not applicable	
<b>Certificate Earned</b>	Not applicable	
<b>AVIXA Earned</b>	Not applicable	



<b>On Demand Title</b>	DeltaQ™ Line Array System	
<b>Description</b>	Learn about the Bose line of line array technologies	
<b>Tutorial Code and Title</b>	E-G03261	ShowMatch System Application Guide
	E-XVD59V	Webinar: ShowMatch Line Array Technology Explained
<b>Duration</b>	Each averages less than 10 minutes	
<b>Prerequisites</b>	Not applicable	
<b>Quiz / Exam</b>	Not applicable	
<b>Certificate Earned</b>	Not applicable	
<b>AVIXA Earned</b>	Not applicable	



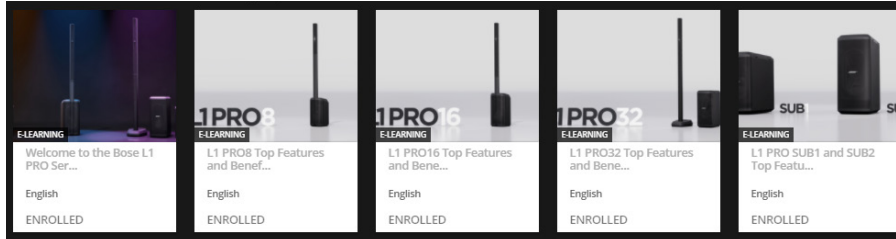


<b>On Demand Title</b>	Outdoor Weatherized Loudspeakers
<b>Description</b>	Learn about Bose Professional's weatherized loudspeakers.
<b>Tutorial Code and Title</b>	E-EOJLK1      ArenaMatch Series: System Overview
<b>Duration</b>	Each averages less than 10 minutes
<b>Prerequisites</b>	Not applicable
<b>Quiz / Exam</b>	Not applicable
<b>Certificate Earned</b>	Not applicable
<b>AVIXA Earned</b>	Not applicable

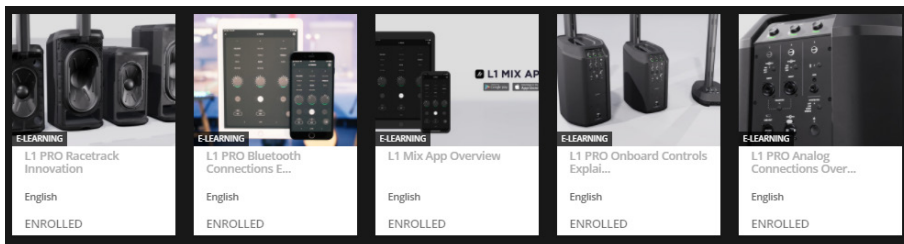




**Category**      Portable PA & Mixing Solutions

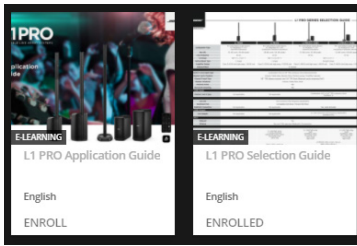


<b>On Demand Title</b>	L1 PRO Series: Portfolio Overview	
<b>Description</b>	These videos introduce the L1 PRO family of products.	
<b>Tutorial Code and Title</b>	E-D19000	Welcome to the Bose L1 PRO Series
	E-J0E3R0	L1 PRO8 Top Features and Benefits
	E-602Y40	L1 PRO16 Top Features and Benefits
	E-E04J6V	L1 PRO32 Top Features and Benefits
	E-GVPJXV	L1 PRO SUB1 and SUB2 Top Features and Benefits
<b>Duration</b>	Each averages less than 7 minutes	
<b>Prerequisites</b>	Not applicable	
<b>Quiz / Exam</b>	Not applicable	
<b>Certificate Earned</b>	Not applicable	
<b>AVIXA Earned</b>	Not applicable	

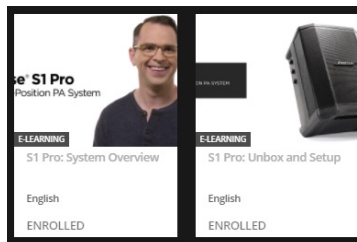


<b>On Demand Title</b>	L1 PRO Series: Technical Training	
<b>Description</b>	These technical tutorials teach you about the L1 PRO Portable Line Array systems and how to use them.	
<b>Tutorial Code and Title</b>	E-E1LR91	L1 PRO RaceTrack Innovation
	E-Y1Q9J1	L1 PRO Bluetooth Connections Explained
	E-71KRX0	L1 Mix App Overview
	E-O06E50	L1 PRO Onboard Controls Explained
	E-N059MV	L1 PRO Analog Connections Overview
	E-GVPJXV	L1 PRO ToneMatch Connection Overview
	E-Q07901	Controls, Connections, and Cardioid - SUB1 and SUB2
	E-KVOZQ0	Cardioid Configuration - SUB1 and SUB2
	E-POYZXV	L1 PRO SubMatch Connection Overview
	E-POWZX0	SUB1 and SUB2 Speaker Pole Mount Accessory Explained
<b>Duration</b>	Each averages less than 7 minutes	
<b>Prerequisites</b>	Not applicable	
<b>Quiz / Exam</b>	Not applicable	
<b>Certificate Earned</b>	Not applicable	
<b>AVIXA Earned</b>	Not applicable	

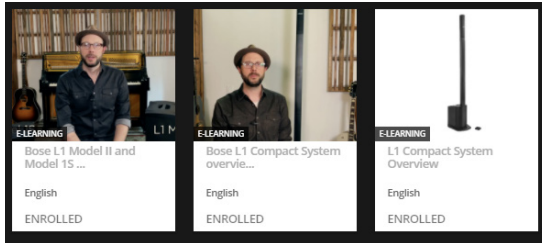




<b>On Demand Title</b>	L1 PRO Series: Downloadable Application and Selection Guides	
<b>Description</b>	Here you will downloadable content to learn more about the L1 PRO family of products	
<b>Tutorial Code and Title</b>	E-KVOXQV	L1 PRO Application Guide
	E-084P1J1	L1 PRO Selection Guide
<b>Duration</b>	Not applicable	
<b>Prerequisites</b>	Not applicable	
<b>Quiz / Exam</b>	Not applicable	
<b>Certificate Earned</b>	Not applicable	
<b>AVIXA Earned</b>	Not applicable	



<b>On Demand Title</b>	S1 Pro: Portable, Powered Loudspeaker System	
<b>Description</b>	Learn about the features, benefits, and use cases.	
<b>Tutorial Code and Title</b>	E-E0j99V	S1 Pro: System Overview
	E-YVM470	S1 Pro: Unbox and Setup
<b>Duration</b>	Each averages less than 3 minutes	
<b>Prerequisites</b>	Not applicable	
<b>Quiz / Exam</b>	Not applicable	
<b>Certificate Earned</b>	Not applicable	
<b>AVIXA Earned</b>	Not applicable	



**On Demand Title** L1 Compact System: Portable, Powered Line Array System

**Description** Learn about the features and innovations

**Tutorial Code and Title**

E-5VN39V	Bose L1 Model II and Model 1S Overview
E-XVDM2V	Bose L1 Compact System Overview in two minutes
E-6VXE80	Bose L1 Compact System Overview

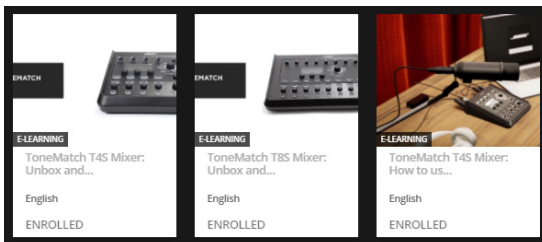
**Duration** Each averages less than 2 minutes

**Prerequisites** Not applicable

**Quiz / Exam** Not applicable

**Certificate Earned** Not applicable

**AVIXA Earned** Not applicable



**On Demand Title** ToneMatch Digital Mixers

**Description** Learn about the Bose ToneMatch mixer features and use cases.

**Tutorial Code and Title**

E-XVD621	ToneMatch T4S Mixer: Unbox and Setup
E-G034RV	ToneMatch T8S Mixer: Unbox and Setup
E-GVZ4G1	ToneMatch T4S Mixer: How to use for Facebook Live

**Duration** Each averages less than 2 minutes

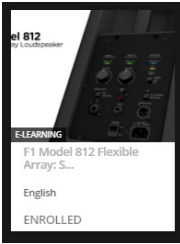
**Prerequisites** Not applicable

**Quiz / Exam** Not applicable

**Certificate Earned** Not applicable

**AVIXA Earned** Not applicable






<b>On Demand Title</b>	F1 Model 812 Flexible Array	
<b>Description</b>	Learn about this innovative, powered, line array solution.	
<b>Tutorial Code and Title</b>	E-D19000	F1 Model 812 Flexible Array: System Overview
<b>Duration</b>	Less than 2 minutes	
<b>Prerequisites</b>	Not applicable	
<b>Quiz / Exam</b>	Not applicable	
<b>Certificate Earned</b>	Not applicable	
<b>AVIXA Earned</b>	Not applicable	



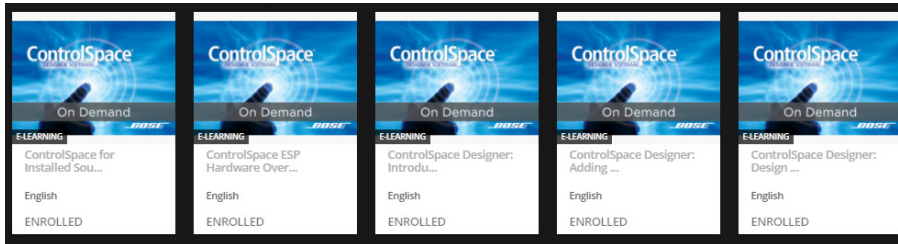
**Category** Digital Signal Processors



<b>On Demand Title</b>	ControlSpace and CSP Selection Guide	
<b>Description</b>	Guides to help you choose the right Bose DSP and user controls for your project.	
<b>Tutorial Code and Title</b>	E-G0376V	Full Line of Processors Comparison Chart
	E-5VNO91	Bose User Controllers Selection Guide

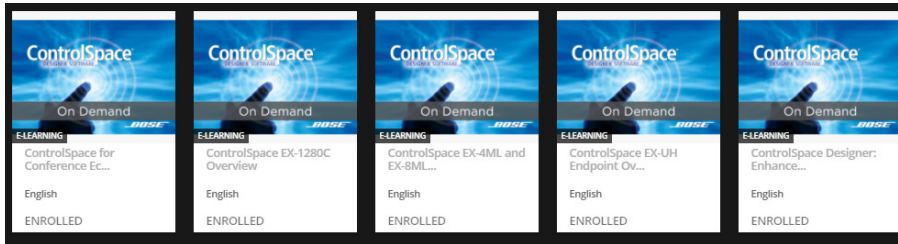
<b>Duration</b>	Not applicable
<b>Prerequisites</b>	Not applicable
<b>Quiz / Exam</b>	Not applicable
<b>Certificate Earned</b>	Not applicable
<b>AVIXA Earned</b>	Not applicable





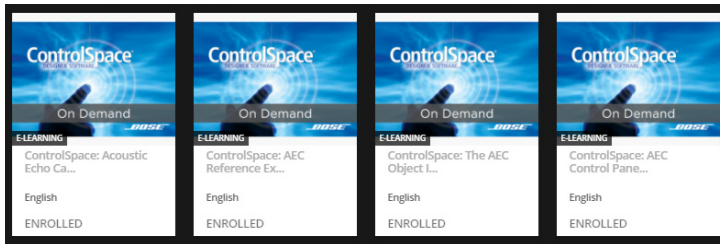
<b>On Demand Title</b>	ControlSpace Essentials: On Demand Micro-Tutorials	
<b>Description</b>	Browse the available non-certified ControlSpace tutorials and find your answers here.	
<b>Tutorial Code and Title</b>	E-P08XE1	ControlSpace for Installed Sound Ecosystem Introduction
	E-N05NEV	ControlSpace ESP Hardware Overview
	E-Y1QPRV	ControlSpace Designer: Introduction and UI Overview
	E-KVOWP0	ControlSpace Designer: Adding Devices Offline to the Project View
	E-O06GP1	ControlSpace Designer: Design View Tab Explained
	E-P0YYG0	ControlSpace Designer: Programming Best Practices
	E-Y1QQ71	ControlSpace Designer: Automatic Microphone Mixers Explained
	E-Q07NL1	ControlSpace Designer: Standard Room Combiner Explained
	E-POWM31	ControlSpace Designer: Dante Essentials
	E-E1LJL0	ControlSpace Designer: IP Networking
	E-71KX50	ControlSpace Designer: Device Updates
	E-7VRP31	ControlSpace Designer: Connecting to Devices
	E-5VNERV	ControlSpace Designer: Parameter Sets
	E-XVDKN1	ControlSpace Designer: Groups
	E-G03W30	ControlSpace Designer: Timers
<b>Duration</b>	Each averages less than 10 minutes	
<b>Prerequisites</b>	Not applicable	
<b>Quiz / Exam</b>	Not applicable	
<b>Certificate Earned</b>	Not applicable	
<b>AVIXA Earned</b>	Not applicable	



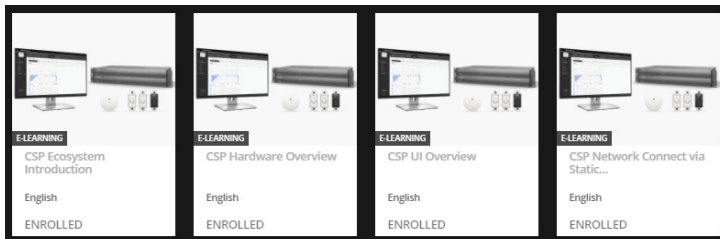


<b>On Demand Title</b>	ControlSpace: Conferencing Features Explained	
<b>Description</b>	These On Demand micro-tutorials explain the conference-specific features built into the ControlSpace ecosystem.	
<b>Tutorial Code and Title</b>	E-GVPMQV	ControlSpace for Conference Ecosystem Introduction
	E-N0539V	ControlSpace EX-1280C Overview
	E-GVP3K1	ControlSpace EX-4ML and EX-8ML Endpoints Overview
	E-O06NQ0	ControlSpace EX-UH Endpoint Overview
	E-Z1G8Q1	ControlSpace Designer: Enhanced Automatic Gain Control Explained
	E-POYJEO	ControlSpace Designer: Conference Room Router Explained
	E-GVZPEO	ControlSpace Designer: EX Logic
	E-E04K1Z	ControlSpace EX: VoIP Web Interface Overview
	E-YVM8QV	ControlSpace Designer: Conference System Examples
<b>Duration</b>	Each averages less than 10 minutes	
<b>Prerequisites</b>	Not applicable	
<b>Quiz / Exam</b>	Not applicable	
<b>Certificate Earned</b>	Not applicable	
<b>AVIXA Earned</b>	Not applicable	





<b>On Demand Title</b>	ControlSpace: Acoustic Echo Cancellation Explained	
<b>Description</b>	These ControlSpace tutorials will explain the acoustic echo cancellation technology built into the platform.	
<b>Tutorial Code and Title</b>	E-GVPDKV	ControlSpace: Acoustic Echo Cancellation (AEC) Basics
	E-O068Q1	ControlSpace: AEC Reference Explained
	E-N05OE1	ControlSpace: The AEC Object Internal Structure
	E-Y1QZ71	ControlSpace: AEC Control Panel
<b>Duration</b>	Each averages less than 10 minutes	
<b>Prerequisites</b>	Not applicable	
<b>Quiz / Exam</b>	Not applicable	
<b>Certificate Earned</b>	Not applicable	
<b>AVIXA Earned</b>	Not applicable	



<b>On Demand Title</b>	CSP Commercial Sound Processors: On Demand	
<b>Description</b>	Browse the available CSP tutorials and learn about the platform and its browser-based user interface.	
<b>Tutorial Code and Title</b>	E-Q07E41	CSP Ecosystem Introduction
	E-6VXX7V	CSP Hardware Overview
	E-POW43V	CSP UI Overview
	E-D19941	CSP Network Connect via Static IP
	E-J0EQQ0	CSP Network Connect via Link-local
	E-602MNO	CSP AutoVolume Application Guide
<b>Duration</b>	Each averages less than 10 minutes	
<b>Prerequisites</b>	Not applicable	
<b>Quiz / Exam</b>	Not applicable	
<b>Certificate Earned</b>	Not applicable	
<b>AVIXA Earned</b>	Not applicable	




**These tutorials are the same provided in the certification course.**

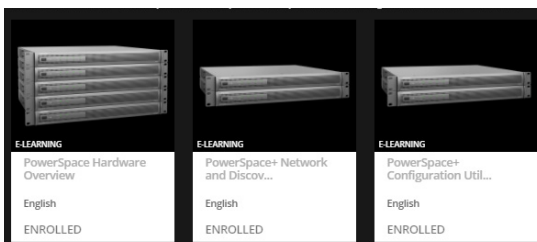
They are segmented into individual tutorials or tutorial series for quick search.



## Category Power Amplifiers

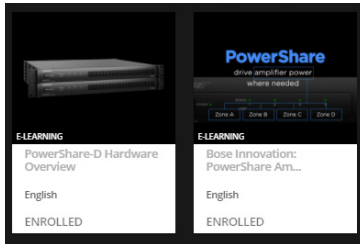


<b>On Demand Title</b>	Power Amplifier Selection Guide	
<b>Description</b>	View our selection guides to choose the right amplifier for your project	
<b>Tutorial Code and Title</b>	E-YVMOJO	Full Line of Power Amplifiers Comparison Chart
	E-GVZGP0	PowerSpace Comparison Chart
<b>Duration</b>	Each averages less than 10 minutes	
<b>Prerequisites</b>	Not applicable	
<b>Quiz / Exam</b>	Not applicable	
<b>Certificate Earned</b>	Not applicable	
<b>AVIXA Earned</b>	Not applicable	



<b>On Demand Title</b>	PowerSpace Power Amplifier Series	
<b>Description</b>	Learn about the PowerSpace line of power amplifiers including on board DSP versions	
<b>Tutorial Code and Title</b>	E-XVDW91	PowerSpace Hardware Overview
	E-G03R6V	PowerSpace+ Network and Discover
	E-GVZRP1	PowerSpace+ Configuration Utility UI Overview
<b>Duration</b>	Each averages less than 10 minutes	
<b>Prerequisites</b>	Not applicable	
<b>Quiz / Exam</b>	Not applicable	
<b>Certificate Earned</b>	Not applicable	
<b>AVIXA Earned</b>	Not applicable	

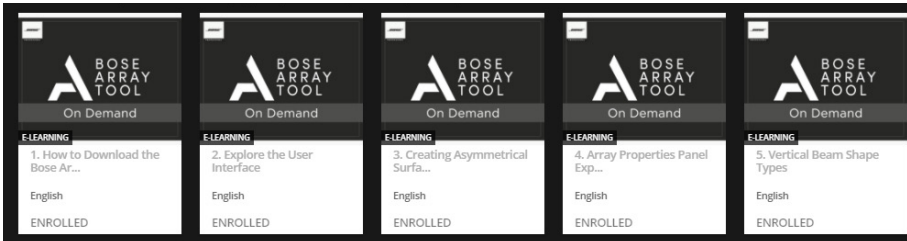




<b>On Demand Title</b>	PowerShare Power Amplifier Series	
<b>Description</b>	Learn about the PowerShare line of power amplifiers and their adaptable output technology	
<b>Tutorial Code and Title</b>	E-POWDY1	PowerShare-D Hardware Overview
	E-JOELGV	Bose Innovation: PowerShare Amplifier Technology
<b>Duration</b>	Each averages less than 10 minutes	
<b>Prerequisites</b>	Not applicable	
<b>Quiz / Exam</b>	Not applicable	
<b>Certificate Earned</b>	Not applicable	
<b>AVIXA Earned</b>	Not applicable	



**Category** Design Tools



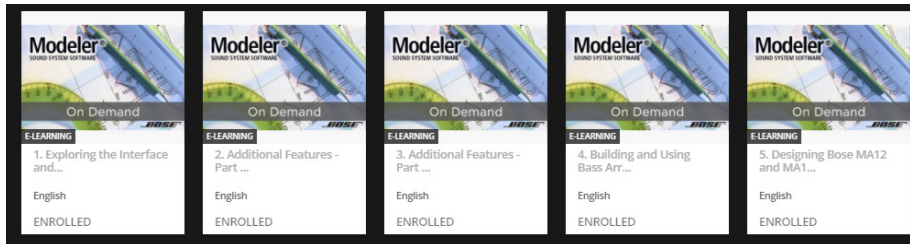
<b>On Demand Title</b>	Bose Array Tool: On Demand	
<b>Description</b>	Individual tutorials will prepare you to design a Bose MSA12X loudspeaker system.	
<b>Tutorial Code and Title</b>	E-O06KRO	How to Download and Install
	E-N05WZV	Explore the User Interface
	E-Y1QWZ1	Creating Assymetrical Surfaces
	E-Z1GL9V	Array Properties Panel Explained
	E-POYX21	Vertical Beam Shape Types
	E-Q07Y2V	SPL Properties Panel
	E-POWEZ0	SPL Coverage Mapping Explained
	E-E1LNZV	Mac and PC version Differences
<b>Duration</b>	Each averages less than 10 minutes	
<b>Prerequisites</b>	Not applicable	
<b>Quiz / Exam</b>	Not applicable	
<b>Certificate Earned</b>	Not applicable	
<b>AVIXA Earned</b>	Not applicable	



**These tutorials are the same provided in the certification course.**

They are segmented into individual tutorials or tutorial series for quick search.





**On Demand  
Title**

Modeler: On Demand

**Description**

Individual webinars and tutorials teaching how to design and use Bose Modeler

**Tutorial Code  
and Title**

E-Z1G903	Exploring UI and Creating a Template
E-POY200	Additional Features - Part 1
E-Q072V6	Additional Features - Part 2
E-POWZ0J	Building Bass Arrays in Your Designs
E-E1LZV4	Bose MA12 and MA12EX Array Design
E-71KDVJ	How to Develop a Design Plan and Build an Acoustical Room Model
E-7VR7VE	How to Extrude Arc
E-5VNQVM	How to Extrude Polygonal Area
E-XVDPV2	How to Extrude Rectangular Area
E-G0381J	How to Extrude Selected Surfaces
E-GVZ808	How to Extrude Walls
E-YVML06	How to Import 2D DXF files - Part 1
E-6VX251	How to Import 2D DXF files - Part 2
E-EOJMMO	How to Import 3D DXF files
E-D19WP1	How to Merge Selected Surfaces
E-JOEO8V	How to Create Customer Reports
E-602ZWV	How to Match Your Room Model to Your Measured Rever Times
E-EO4DKV	Installing Your Speakers and Using the DRASTic Design Steps
E-KVO3W0	Prepare Sketchup files - Part 1
E-P08WJV	Prepare Sketchup files - Part 2
E-GVP53V	Prepare Sketchup files - Part 3

**Duration**

Each averages less than 30 minutes

**Prerequisites**

Not applicable

**Quiz / Exam**

Not applicable

**Certificate  
Earned**

Not applicable

**AVIXA Earned**

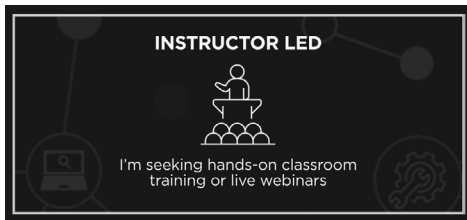
Not applicable



**These tutorials are the same provided in the certification course.**

They are segmented into individual tutorials or tutorial series for quick search.

## INSTRUCTOR LED



**Instructor Led** are hands-on classroom training events and live webinars.

You can view the available courses in each geographic region and register online.

**Currently classes are only listed for Europe and the Middle East and are being updated as we learn more about COVID-19.**



<b>Course Title</b>	Bose System Training
<b>Course #</b>	I-YVMZJ1
<b>Description</b>	Join us for a three-day, interactive classroom training to learn about Bose Professional products. You will learn the technical details about our loudspeakers, amplifiers, processors, and accessories, and gain a deeper understanding of how to design a Bose Professional system solution. During the course the instructor will provide multiple case studies that allow students to interactively design program files based upon the application examples provided.
<b>Topics Covered</b>	Loudspeakers and design Amplifiers, DSP's, and design Commercial Sound Processors interactive workshop including basic networking
<b>Duration</b>	3 Days
<b>Prerequisites</b>	Not applicable
<b>Quiz / Exam</b>	Not required
<b>Certificate Earned</b>	Bose certificate
<b>AVIXA Earned</b>	Not applicable





<b>Course Title</b>	ControlSpace Designer Level 1
<b>Course #</b>	I-7VRG21
<b>Description</b>	During this 1-day course you will focus on jointly designing a ControlSpace configuration with topics such as GPIO, serial control, ControlSpace Remote software, parameter sets, and advanced software functions. In addition, Dante, the standard for digital media networking, is covered extensively.
<b>Topics Covered</b>	<ul style="list-style-type: none"><li>Tips and tricks of making clean designs</li><li>How to program ControlSpace Remote App</li><li>How to connect a DSP</li><li>Fundamentals of networking</li><li>Fundamentals of Dante</li><li>How to configure DSP's in total project designs</li></ul>
<b>Duration</b>	1 Day
<b>Prerequisites</b>	Materials located under the content tab in this course
<b>Quiz / Exam</b>	Not required
<b>Certificate Earned</b>	Bose certificate
<b>AVIXA Earned</b>	Not applicable

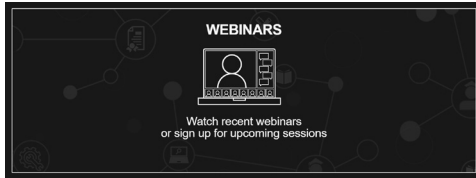




<b>Course Title</b>	ControlSpace Designer Level 2
<b>Course #</b>	I-7VRG21
<b>Description</b>	During this 2-day course immediately following ControlSpace Designer Level 1, you will be provided an extensive explanation on how conferencing works and how it should be configured. We elaborate on concepts and functions such as Automatic Echo Cancellation, microphone mixers, VoIP, Automatic Gain Control and the Conference Room Router. You will configure an advanced conferencing setup using a ControlSpace EX-1280C. Extensive attention is paid to all of the varying project possibilities when using Bose Professional EX processors.
<b>Topics Covered</b>	Tips and tricks of making solid conferencing designs How to create room combining solutions How conferencing works How to route signals in conferencing designs
<b>Duration</b>	2 Day
<b>Prerequisites</b>	ControlSpace Designer Level 1: Software Training
<b>Quiz / Exam</b>	Administered in class
<b>Certificate Earned</b>	Bose certificate
<b>AVIXA Earned</b>	8 renewal unit (RU)

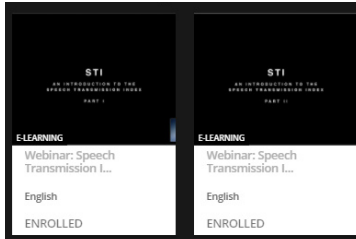


## WEBINARS

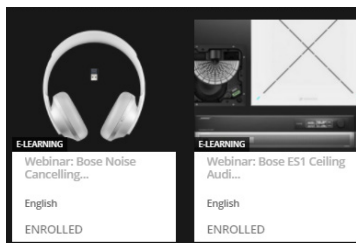


**Webinars** are on demand or available for upcoming registration.

Past webinars are displayed below and are constantly updating.



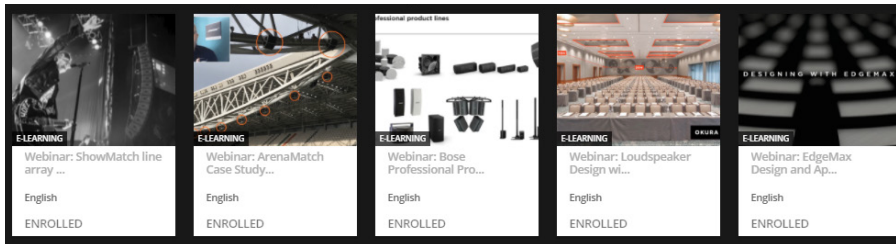
<b>On Demand Title</b>	Recorded Webinars: Audio and Acoustic Essentials	
<b>Description</b>	These tutorials will teach you basic essentials to audio and acoustics.	
<b>Tutorial Code and Title</b>	E-N05LM1	Webinar: Speech Transmission Index Explained - Part One
	E-Y1QXJO	Webinar: Speech Transmission Index Explained - Part Two
<b>Duration</b>	Each averages 1 hour and 10 minutes	
<b>Prerequisites</b>	Not applicable	
<b>Quiz / Exam</b>	Not applicable	
<b>Certificate Earned</b>	Not applicable	
<b>AVIXA Earned</b>	Not applicable	




<b>On Demand Title</b>	Recorded Webinars: Bose Work	
<b>Description</b>	View Bose Work recorded webinars to learn about our conferencing solutions.	
<b>Tutorial Code and Title</b>	E-E1LGEO	Webinar: Bose Noise Cancelling Headphones 700 UC Introduction
	E-5VNG20	Webinar: Bose ES1 Ceiling Audio Solution
<b>Duration</b>	Each averages 30 minutes	
<b>Prerequisites</b>	Not applicable	
<b>Quiz / Exam</b>	Not applicable	
<b>Certificate Earned</b>	Not applicable	
<b>AVIXA Earned</b>	Not applicable	



**Upcoming webinars can be viewed directly at**  
<https://www.bigmarker.com/communities/boseGlobalEDU/conferences>

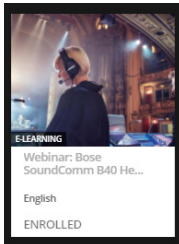


<b>On Demand Title</b>	Recorded Webinars: Bose Loudspeakers	
<b>Description</b>	Watch our recorded webinars covering Bose loudspeaker technologies	
<b>Tutorial Code and Title</b>	E-XVD59V	Webinar: ShowMatch Line Array Technology Explained
	E-D195DV	ArenaMatch Case Study - Allianz Stadium, Italy
	E-KVO5Q1	Webinar: Bose Professional Product Family Overview - Loudspeakers
	E-GVPQX1	Webinar: Loudspeaker Design with the Bose BMSD Tool
	E-JOE5R1	Webinar: EdgeMax Design and Application Training
	E-602240	Webinar: EdgeMax Sales Training
<b>Duration</b>	Each averages 30 minutes	
<b>Prerequisites</b>	Not applicable	
<b>Quiz / Exam</b>	Not applicable	
<b>Certificate Earned</b>	Not applicable	
<b>AVIXA Earned</b>	Not applicable	

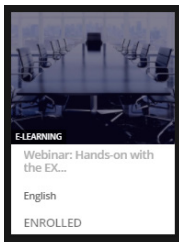


<b>On Demand Title</b>	Recorded Webinars: Bose Professional Electronics	
<b>Description</b>	Learn about Bose Professional electronics including power amplifiers, signal processors, controllers, and more!	
<b>Tutorial Code and Title</b>	E-P08MPO	Webinar: Bose Professional Product Family Overview - Electronics
<b>Duration</b>	Each averages 49 minutes	
<b>Prerequisites</b>	Not applicable	
<b>Quiz / Exam</b>	Not applicable	
<b>Certificate Earned</b>	Not applicable	
<b>AVIXA Earned</b>	Not applicable	

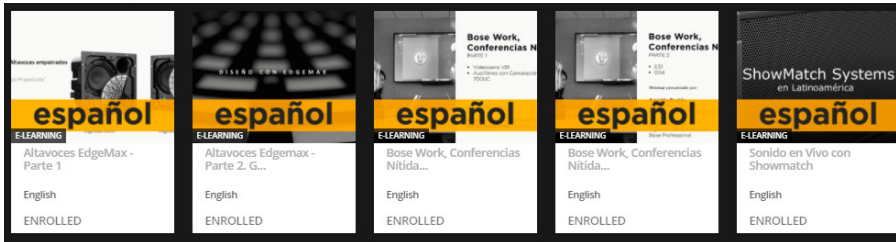




<b>On Demand Title</b>	Recorded Webinars: SoundComm B40	
<b>Description</b>	Learn about the SoundComm B40 headset in this recorded webinar	
<b>Tutorial Code and Title</b>	E-GVZ6PV	Webinar: SoundComm B40 Headset Overview
<b>Duration</b>	Each averages 32 minutes	
<b>Prerequisites</b>	Not applicable	
<b>Quiz / Exam</b>	Not applicable	
<b>Certificate Earned</b>	Not applicable	
<b>AVIXA Earned</b>	Not applicable	



<b>On Demand Title</b>	Recorded Webinars: DSP	
<b>Description</b>	Learn how to design and configure ControlSpace processors	
<b>Tutorial Code and Title</b>	E-E04L60	Webinar: Hands-on with the EX-1280C - How to Design a Conference Room
<b>Duration</b>	Each averages 55 minutes	
<b>Prerequisites</b>	Not applicable	
<b>Quiz / Exam</b>	Not applicable	
<b>Certificate Earned</b>	Not applicable	
<b>AVIXA Earned</b>	Not applicable	



<b>On Demand Title</b>	Seminarios web en español	
<b>Description</b>	Conozca las tecnologías de Bose Professional	
<b>Tutorial Code and Title</b>	E-YVMPJV	Altavoces EdgeMax - Parte 1
	E-YVMPJV	Altavoces EdgeMax - Parte 2
	E-YVMPJV	Bose Work, Conferencias Nitidas - Parte 1
	E-YVMPJV	Bose Work, Conferencias Nitidas - Parte 2
	E-YVMPJV	Sonido en Vivo con Showmatch
	E-6VX8X1	Soluciones de Sonido Profesional Para Auditorios
	E-EOJ4W1	Sistemas Portables - Tono, Cobertura, Flexibilidad
	E-D19XD0	PowerSpace- Amplificación Versátil
	E-JOEMG1	La nueva cara de FreeSpace
	E-6VX881	DesignMax- El mejor Sonido para tus aplicaciones Comerciales
	E-EOJ491	Commercial Sound Processors- Distribuye audio Multizona, fácil y rápido
	E-D19XO0	ControlSpace Designer- Novedades
	E-JOEMR1	Audio Instalado para aplicaciones Institucionales
	E-602L41	Amplificadores y sus opciones de control
<b>Duration</b>	Each averages 1 hour	
<b>Prerequisites</b>	Not applicable	
<b>Quiz / Exam</b>	Not applicable	
<b>Certificate Earned</b>	Not applicable	
<b>AVIXA Earned</b>	Not applicable	



## FREQUENTLY ASKED QUESTIONS

### **Q: Is there a cost for the courses?**

A: No. Bose Professional is pleased to offer our courses free of charge.

### **Q: Do I have to register again if I used the old system?**

A: No, you do not have to register. Please log in with your email address and the password Bose1234. You will have to update essential information before you will be able to access the new system.

### **Q: Does the new online center require sign-in before viewing the available courses?**

A: Yes, the new system provides customized catalogs and learning journey based upon sign-in profile.

### **Q: Does the new online center have a search engine that was not available in the old system?**

A: Yes, this was a main complaint and reason for the change. The new online center has a search bar in the top navigation section. You can type in the course name, description or code number provided in the course catalog document below. The new search bar will give you quick results.

### **Q: Did my progress from the old system transfer to the new online center?**

A: Unfortunately no and there are two reasons. The certification courses have been reformatted and updated with fresh new content thus the old certifications are not applicable. Second, the old system would not allow you to view or search tutorials until you had completed them. The new online center has On Demand providing quick tutorial view.

### **Q: Can I access the old system?**

A: Yes until May 20th 2020. It is archived and no longer connected to the main pro.bose.com website. You can access via: <https://www.bosepro.education/>. As a note, no further development or support can be provided.

### **Q: Does the two ControlSpace online certification courses share any tutorials?**

A: Yes, there are tutorials that are relevant for conferencing and install. They are provided in both.

### **Q: If I decide to enroll in both ControlSpace online certification, do I have to complete the shared tutorials again?**

A: No, a shared tutorial will be marked as completed when you enroll into the second course. You would not be expected to complete the same course twice.

**Q: Can I start a course and come back later to complete?**

A: Yes. You may complete any course at your own pace. Your progress is automatically tracked, so that the next time you sign in, you can pick up from where you left off. We recommend that you complete the tutorials in the order, but you are not restricted by any prerequisites.

**Q: What are the online quizzes or exams like?**

A: We wanted to make it easy to retain the information. They are broken into micro-quizzes made up of multiple choices questions. You will watch or read a couple tutorials and take a short multiple choice quiz. Once completed, you advance onto the next section and take another short quiz and so on.

**Q: How do I receive my certificate after passing the quizzes?**

A: You will be automatically provided certificates in an electronic format that can be easily printed. It will be offered at the end of each certification course completion. Your certificates will be stored in the system under your profile account.

**Q: Who do I contact for other questions?**

A: Bose provides a group email that is distributed to our US development trainers. The email is **boseproeducation@bose.com**. You will be contacted within one business day during normal operating hours.



***BOSE***

**PROFESSIONAL**

**PROEDU.BOSE.COM**