




# FLASHLIGHTS AND LASERS

**INTRODUCTION**


**DEPENDABILITY AND ADVANCED CORE TECHNOLOGY**

Low light situations and environments introduce an added level of difficulty to target and threat identification. Utilizing firearms safely and effectively in low light requires disciplined training and benefits from ergonomic solutions that are deliberately quick to manipulate. Leaper UTG understands that both flashlights and lasers are taught through varied training disciplines and certainly are not a one size fits all type of deal. This is primarily the reason why many of our products are come complete right out of the box and multiple purpose such as being configurable as a handheld or firearm mounted solution. Our flashlights come in a variety of different lumen outputs to suit different individual needs and environmental requirements whether indoor or outdoor with the majority providing both momentary/constant on/off activation. Our lasers are internally designed using the same and proven True Strength™ platform found in our premium line of optics for reliable and repeatable zero retention and precise windage and elevation adjustment. Check out the flashlights and lasers section for the latest innovative products and designs for versatile Multi-purpose illumination and assisted aiming products.

**LEAPERS, INC.**  
**THE BEST NEVER REST**  
**LIFETIME WARRANTY**




**Submersion Testing**



**Torture Testing**



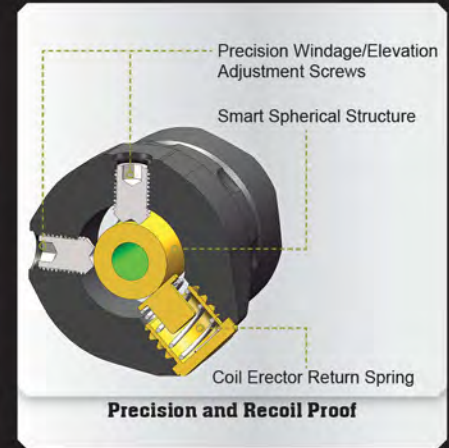
**Luminous Flux Testing**



**Current & Run Time Evaluation and Spectrum Radiometer Analysis**



**Meticulous Quality Control and Detailed Inspection**



**NEW AND MUST HAVE PRODUCTS FOR 2018**

**COMPACT AMBIDEXTROUS GREEN LASER SIGHT**

**NEW**



**BULL DOT® COMPACT GREEN LASER SIGHT**



**PIRTOL SERIES LED LIGHTS**



**VANQUISH 700 LED LONG RANGE FLASHLIGHT**



**FIREARM MOUNTED LED GRIP LIGHTS**





## VANQUISH SERIES



## PISTOL SERIES



## GRIP LIGHTS



## Available Models

LT-EL700	LT-ELF240	LT-SEL555	LT-ELP123R-A	LT-ELP223Q-A	MNT-EL228GPQ-A	MNT-EL223GPQ-A	LT-EL223HL-A
----------	-----------	-----------	--------------	--------------	----------------	----------------	--------------

## IRB Type

37mm IRB / CREE LED	42mm IRB / CREE LED	40mm IRB / CREE LED	24mm IRB / CREE LED	23mm IRB / CREE LED	27mm IRB / CREE LED	23mm IRB / CREE LED	24mm IRB / CREE LED
---------------------	---------------------	---------------------	---------------------	---------------------	---------------------	---------------------	---------------------

## (Integrated Reflector &amp; Bulb)

## Illumination Performance

700 Lumen	200 Lumen	530 Lumen	400 Lumen		400 Lumen		
-----------	-----------	-----------	-----------	--	-----------	--	--

## Highlights

LED lights, an excellent choice for outdoor sports and activities while being equally useful for law enforcement and other emergency services personnel. Sturdy construction and a reliable LED make performing in harsh conditions and environments less of a challenge while the various included mounting options add to the versatility of these flashlights.

Integral quick detach lever lock or integral low profile mount for Picatinny rails, equipped with removable Posi-lock tab design for quick universal installation on most firearms with or without a slotted accessory railed frame. A user friendly solution for a quick to deploy firearm mounted light ideal for home defense, law enforcement, and more.

When looking for less weight and bulk hanging off your long guns, incorporating the features of an integral foregrip and firearm mounted light into one unit is an ideal alternative. Featuring an integral quick detach lever lock or an integral low profile mount for Picatinny rails and a knurled surface, our grip lights provide superior firearm handling with the benefits of on-target illumination at the push of a button. We also offer a handheld standalone designed with self defense in mind, featuring our latest L.I.B.R.E technology.

## Mounting Method

Angled Offset Picatinny Ring Mount	Interchangeable Handheld Flashlight and Quick Detach Lever Lock Mount Bodies for Picatinny Rails	Interchangeable Bicycle, Handheld Grip Mounts, and Quick Detach Lever Lock for Picatinny Rails	Integral Quick Detach Lever Lock for Picatinny Rails or Integral Low Profile Mount for Picatinny Rails		Integral Quick Detach Lever Lock for Picatinny Rails or Integral Low Profile Mount for Picatinny Rails (Firearm Grip Light Only)		
------------------------------------	--	--	--	--	--	--	--

## MULTI-PURPOSE SERIES



## FLASHLIGHT/LASER COMBOS



## Available Models

LT-EL228Q-A	LT-EL268-A	LT-EL202R-A	LT-EL338Q	LT-EL138	LT-ELP39Q-A	LT-ELP38Q-A	LT-ELP28R
-------------	------------	-------------	-----------	----------	-------------	-------------	-----------

## IRB Type

27mm IRB / CREE LED		23mm IRB / CREE LED	37mm IRB / CREE LED		23mm IRB / CREE LED & Class 3R Green Laser	23mm IRB / CREE LED & Class 3R Red Laser	18mm IRB / CREE LED & Class 3R Red Laser
---------------------	--	---------------------	---------------------	--	--	--	--

## Illumination Performance

400 Lumen			200 Lumen		400 Lumen & 2.0-4.8 mW Output	400 Lumen & 2.5-3.1 mW Output	120 Lumen & 2.5-3.1 mW Output
-----------	--	--	-----------	--	-------------------------------	-------------------------------	-------------------------------

## Highlights

Multi-purpose flashlights suitable for a range of different applications, activities, and job descriptions: home and self defense, hunting, general outdoors, law enforcement and emergency services personnel, and more. 400 and 200 lumen varieties which can be used as a handheld standalone or as a firearm mounted light with the included Picatinny mount with some models being dedicated specifically for firearms.

Taking the positive attributes of both assisted aiming and illumination, flashlight/laser combos are an ideal alternative to running the two separately. Majority of models feature both our Genuine Lumen Promise and our proven True Strength™ platform making for a formidable add-on to any long gun.

## Mounting Method

Interchangeable Handheld Flashlight and Quick Detach Lever Lock Mount Bodies for Picatinny Rails	Handheld Flashlight Body, Slide-on Picatinny Ring Mount	Integral Quick Detach Lever Lock for Picatinny Rails	Interchangeable Handheld Flashlight and Quick Detach Lever Lock Mount Bodies for Picatinny Rails	Angled Offset Picatinny QD Twist Lock Mount	Integral Quick Detach Lever Lock for Picatinny Rails		Integral Low Profile Mount for Picatinny Rails
--	---	--	--	---	--	--	--



**Available Models**

**IRB Type**

**(Integrated Reflector & Bulb)**

**Illumination Performance**

**Highlights**

**Mounting Method**

BULL DOT® LASERS	GREEN LASERS		RED LASERS		FLASHLIGHT/LASER COMBOS		
SCP-LS289S	SCP-LS279	SCP-LS279S	SCP-LS268	SCP-LS200	LT-ELP39Q-A	LT-ELP38Q-A	LT-ELP28R
Class 3R Conical Green Laser	Class 3R Green Laser		Class 3R Red Laser		23 mm IRB / CREE LED & Class 3R Green Laser	23 mm IRB / CREE LED & Class 3R Red Laser	18 mm IRB / CREE LED & Class 3R Red Laser
2.0-4.5 mW Output	2.0-4.8 mW Output	2.0-4.8 mW Output	2.5-3.1 mW Output	2.0-4.0 mW Output	400 Lumen & 2.0-4.8 mW Output	400 Lumen & 2.5-3.1 mW Output	120 Lumen & 2.5-3.1 mW Output
Laser with integral Picatinny mounting base and compact design. An exceptional assisted aiming device designed for fast target acquisition and transitioning, the Bull Dot® utilizes a conical laser dot diode that expands as the distance to target increases.	The preferred choice for superior laser visibility, our green lasers available in multiple sizes, cater to the customization of various firearm makes and models.		Our red lasers available in multiple sizes, cater to the customization of various firearm makes and models. As with all of our lasers, they are built on the same True Strength™ platform. More commonly available in smaller sizes, red lasers offer a great balance between cost, size, and effectiveness.		Taking the positive attributes of both assisted aiming and illumination, flashlight/laser combos are an ideal alternative to running the two separately. Majority of models feature both our Genuine Lumen Promise and our proven True Strength™ platform making for a formidable add-on to any long gun.		
Integral Low Profile Mount for Picatinny Rails	Slide-on Picatinny Ring Mount	Integral Low Profile Mount for Picatinny Rails	Slide-on Picatinny Ring Mount	Integral Low Profile Mount for Picatinny Rails	Integral Quick Detach Lever Lock for Picatinny Rails		Integral Low Profile Mount for Picatinny Rails

ITEM ACCESSORY	FLASHLIGHT														LASER														FLASHLIGHT/LASER COMBOS		
	LT-EL700	LT-SEL555	LT-ELF240	LT-ELP223Q-A	LT-ELP123R-A	MNT-EL228GPQ-A	MNT-EL223GPQ-A	LT-EL223HL-A	LT-EL228Q-A	LT-EL268-A	LT-EL202R-A	LT-EL338Q	LT-EL338Q	LT-EL138	SCP-LS289S	SCP-LS169	SCP-LS269	SCP-LS279	SCP-LS288	SCP-LS268	SCP-LS200	SCP-LS278	LT-ELP38Q-A	LT-ELP39Q-A	LT-ELP28R						
TL-PSLS268																				X			X								
TL-PSTL099-A			X						X	X		X											X	X							
RG-FL138	X		X						X	X	X	X																			
RG-FL27KC	X		X						X	X	X	X				X	X	X													
RG-FL27MC	X		X						X	X	X	X				X	X	X													
RG-LS269																X	X														

X=Compatible Item



# COMPACT AMBIDEXTROUS GREEN LASER SIGHT

## FIREARM MOUNTED

### SCP-LS279S

- True Strength™ Platform with Smart Spherical Structure (SSS) and 4 Point Retention Featuring Double Coiled Erector Return Springs to Achieve the Most Precise Windage/Elevation Adjustment and Zero Retention
- Powerful and Long Range Beam with Pinpoint Accuracy
- Ambidextrous with Left and Right Sided Momentary/Constant On/Off Operating Switches
- Aircraft Aluminum with a Matte Black Finish
- Universal Mounting Base with 3 Different Removable Posi-lock tabs for Increased Compatibility Across a Larger Variety of Pistols


Centered Posi-lock Tab

Offset Posi-lock Tab



Removable Centered and Offset Posi-lock Tabs for Increased Compatibility Across a Larger Variety of Pistols

**NEW**



Integral Low Profile Mount for Picatinny Rails

Ambidextrous with Left and Right Sided Momentary/Constant On/Off Operating Switches

Crisp, Clear, and Bright Green Laser Beam for Instant Target Acquisition

Momentary

Constant



**MOMENTARY/CONSTANT ON/OFF**



Precise Windage/Elevation Adjustment

SPECIFICATIONS

DATA TABLE	
Item # (Model)	SCP-LS279S
Range	546.8yds (500m)
Firearm Mount	Integral Low Profile Mount for Picatinny Rails
Length / Body Diameter	1.72" (43.8mm) / 1.15" (29.3mm)
Weight with Battery	2.1oz (61g)
Beam Diameter	1.1" (28mm) @ 16.4 yds (15m)
Battery Type & Quantity	1/3N x 1
Battery Operating Time	2 hrs
Pressure Switch	N/A

COMPACT GREEN LASER SIGHT

# UTG COMPACT GREEN LASER SIGHTS

## FIREARM MOUNTED

**Bull Dot® Compact Green Laser**  
SCP-LS289S



Textured Rubber On/Off Push Button Activation

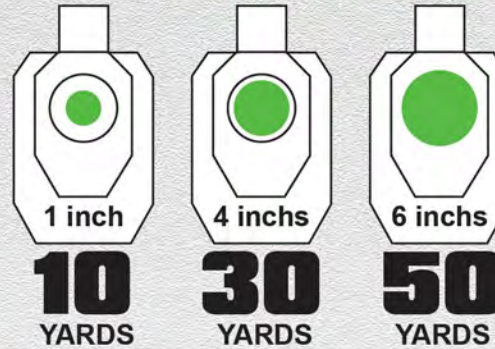
Precise Windage/Elevation Adjustment

Revolutionary True Strength™ Platform with Smart Spherical Structure

Aircraft Aluminum with a Matte Black Finish



## BULL DOT®



The Leapers UTG Bull Dot® concept is based on placing a significantly larger than average diameter laser beam on a target, increasing response time in critical situations. Although standard lasers offer a high accuracy value based on their size, they may be harder to pick up without consistent training. This is where the strengths of the Bull Dot® concept come in to play. With dots that expand up to 6 inches at 50 yards in full clarity, rapid acquisition can be obtained without sacrificing much accuracy. These innovative laser sights are available in green configuration with a compact integral Picatinny mounting deck for a variety of firearm applications.

**Compact Green Laser**  
SCP-LS279

- Based on the True Strength™ Platform with Smart Spherical Structure for the most Responsive and Fine Tuned Windage/Elevation Adjustments
- Versatile for a Variety of Different Scenarios and Firearms



Slide-on Picatinny Ring Mount



Precise Windage/Elevation Adjustment



Textured Rubber On/Off Push Button Activation

### SPECIFICATIONS DATA TABLE

Item # (Model)	SCP-LS279	SCP-LS289S
Range	1093.6yds (1,000m)	328.1yds (300m)
Firearm Mount	Slide-on Picatinny Ring Mount	Integral Low Profile Mount for Picatinny Rails
Length / Body Diameter	3.4" (86mm) / 0.8" (20mm)	3.4" (85.5mm) / 1.9" (48.3mm)
Weight with Battery	2oz (57.8g)	5.2oz (147.5g)
Beam Diameter	0.7" (18.5mm) @ 16.4yds (15m)	1.3" (32mm) @ 10 yds (9.1m)
		3.8" (96mm) @ 30 yds (27.4m)
		6.3" (160mm) @ 50 yds (45.7m)
Battery Type & Quantity	CR2 x 1	CR2 x 1
Battery Operating Time	3.3 hrs	2.5 hrs
Pressure Switch	Yes	Yes

COMPACT GREEN LASER SIGHT



# COMPACT RED LASER SIGHTS

## FIREARM MOUNTED

### Sub-compact Red Laser SCP-LS200

- Sub Compact and Low Profile 1.2" Length
- True Strength™ Platform with Smart Spherical Structure and 4 Point Retention Featuring Double Coil Erector Return Springs to Achieve the Most Precise Windage/Elevation Adjustment
- Constant and Pulse Dot Modes with 1-click Memory to Instantly Return to Last Mode Used
- Aircraft Aluminum with a Matte Black Finish
- Versatile and Applicative Towards a variety of Different Scenarios and Firearms



### Compact Red Laser SCP-LS268

- Powerful and Long Range Beam with Pinpoint Accuracy
- Textured Rubber On/Off Push Button or Pressure Switch Activation
- Fully Compliant with All International and US FDA Laser Safety Requirements



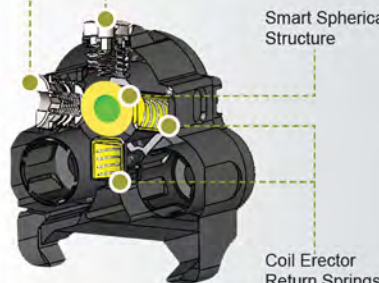
Slide-on Picatinny  
Ring Mount



### 4 POINT RETENTION

Precision Windage/Elevation  
Adjustment Screws

Smart Spherical  
Structure



Coil Erector  
Return Springs

### DUAL OPERATING MODES



PULSE DOT



CONSTANT DOT

SPECIFICATIONS

### DATA TABLE

Item # (Model)	SCP-LS200	SCP-LS268
Flashlight Lumen Output	N/A	N/A
Firearm Mount	Integral Low Profile Mount for Picatinny Rails	Slide-on Picatinny Ring Mount
Light Bulb	N/A	N/A
Flashlight Focus	N/A	N/A
Laser Range	546.8yds (500m)	546.8yds (500m)
Beam Diameter	1.1" (28mm) @ 16.4 yds (15m)	0.6" (16mm) @ 16.4yds (15m)
Length / Body Diameter	1.2" (30mm) / 1.3" (32mm)	2.7" (68mm) / 0.6" (14mm)
Weight with Battery	1.3oz (36.6g)	1.1oz (31g)
Battery Type & Quantity (Light)	LR48 (AG5) x 4	LR44 x 4
Battery Operating Time (Light)	N/A	N/A
Battery Operating Time (Laser)	1 hr	1.3 hrs
Pressure Switch	N/A	Yes

# 2 IN 1 LASER/LED FLASHLIGHT COMBOS

## FIREARM MOUNTED

**Red Laser/LED Flashlight Combo**  
LT-ELP38Q-A



**Green Laser/LED Flashlight Combo**  
LT-ELP39Q-A



**Red Laser/LED Flashlight Combo**  
LT-ELP28R

- Innovative Selector Control with 3 Settings: a) Direct Activation Mode Activates Light and Laser Push Buttons, b) Pressure Switch Mode Activates Plug-in Pressure Switch Operation, c) Shut-off Mode Completely Deactivates the Unit Preventing Any Inadvertent Activation
- Textured Rubber On/Off Push Buttons for Both Laser and Light
- Pressure Switch Plug-in Accepts Included Pressure Switch for Operation of Light and/or Laser
- Integral Weatherproof Plug Protects Quick-insert Pressure Switch Housing When not in Use
- Low Profile Laser Design Allows Unit to Mount Close to Firearm Bore



US PATENT  
8,397,421

Integral Quick Detach Lever Lock Mount for Effortless Installation and Removal



Adjustable Rotating Laser Bracket Provides 10 Locking Positions around the Light to Ideally Place the Laser Based on the Shooter's Preferred Ergonomics



Textured Rubber Push Button On/Off Activation



Dual Activation Momentary Push Button and Constant Twist On/Off Operations

**DATA TABLE**

SPECIFICATIONS

Item # (Model)	LT-ELP38Q-A	LT-ELP39Q-A	LT-ELP28R
Flashlight Lumen Output	400 Lumen	400 Lumen	120 Lumen
Firearm Mount	Integral Quick Detach Lever Lock Mount for Picatinny Rails	Integral Quick Detach Lever Lock Mount for Picatinny Rails	Integral Low Profile Mount for Picatinny Rails
Light Bulb	23mm IRB with CREE LED	23mm IRB with CREE LED	16mm IRB with CREE LED
Flashlight Focus	Preset Flood	Preset Flood	Preset Flood
Laser Range	546.8yds (500m)	546.8yds (500m)	164yds (150m)
Beam Diameter	0.63" (16mm) @ 16.4yds (15m)	0.7" (17.8mm) @ 16.4yds (15m)	1.1" (28mm) @ 16.4 yds (15m)
Length / Body Diameter	5.1" (130.5mm) / 1.9" (49mm)	5.1" (130.5mm) / 2.2" (55.6mm)	2" (51mm) / 2" (51mm)
Weight with Battery	7.6oz (216g)	8.6oz (243g)	3.3oz (94.5g)
Battery Type & Quantity (Light)	CR123A x 2	CR123A x 2	CR2 x 1
Battery Operating Time (Light)	3 hrs	3 hrs	1 hr
Battery Type & Quantity (Laser)	LR44 x 4	CR2 x 1	N/A
Battery Operating Time (Laser)	1.3 hrs	3.3 hrs	45 mins
Pressure Switch	Yes	Yes	Yes



Operation Mode Selection Switch with Separate Push Buttons for Flashlight and Laser



Quick Plug-in Pressure Switch for Remote Operation



Windage/Elevation Adjustment Supported by UTG True Strength™ Platform

LASER & LIGHT COMBOS





# EVERYDAY DEFENSE LED L-LIGHT

HANDHELD



### MAIN POWER BUTTON

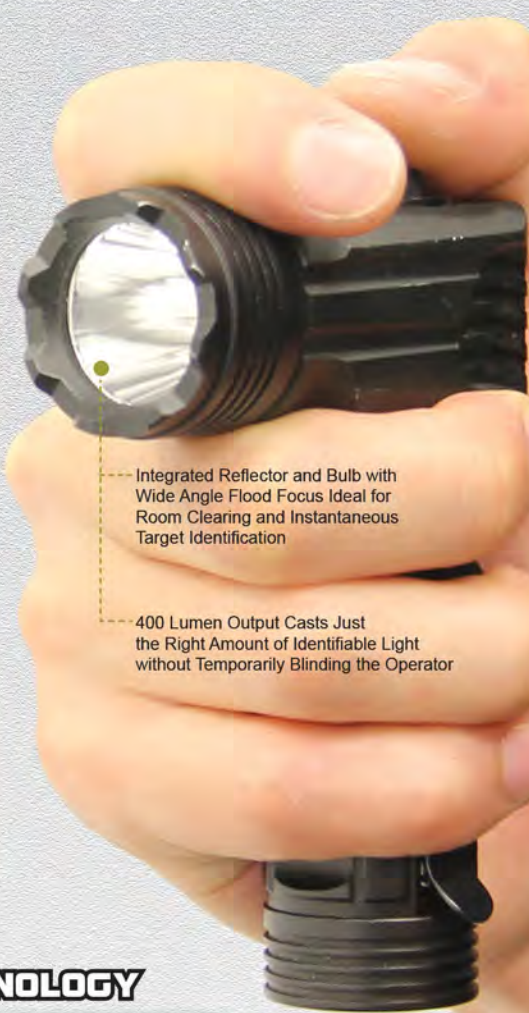


Press the Main Power Button to activate or deactivate the flashlight. (Lumen Control Pad only works when the flashlight is already on.)

### LUMEN CONTROL PAD




Once the flashlight is on, the Lumen Control Pad can be used to dim down the flashlight, use strobe, and to turn the power on/off and save the last lumen setting used.



Integrated Reflector and Bulb with Wide Angle Flood Focus Ideal for Room Clearing and Instantaneous Target Identification

400 Lumen Output Casts Just the Right Amount of Identifiable Light without Temporarily Blinding the Operator



LT-EL223HL-A

## LUMEN CONTROL PAD - L.I.B.R.E DIMMING TECHNOLOGY

**L.I.B.R.E**

**L**IGHT WITH  
**I**NTEGRATED  
**B**RIGHTNESS  
**R**EGULATED  
**E**MITTER

hold

20 LUMEN

400 LUMEN

Sophisticated Circuit Board Technology Dims from 400 Lumen to 20 Lumen via One-handed Operation within a Matter of Seconds

**MEMORY**

1 click

Programmable Brightness Intensity Allows User to Adjust Brightness to Their Liking and Return to It via the Lumen Control Pad

**STROBE**

2 clicks

Double-clicking the Lumen Control Pad Activates a Rapid Strobe Mode for Various Emergency Situations

### DATA TABLE

Item # (Model)	LT-EL223HL-A
Lumen Output	High-400 Lumen Low-20 Lumen
Firearm Mount	N/A
Length / Body Diameter	2.63" (66.8mm) / 1.0" (25.4mm)
Weight with Battery	4.9oz (140g)
Bulb Type	24mm IRB with CREE LED
Focus	Wide Angle Flood
Battery Type & Quantity	CR123A x 2
Battery Operating Time	High-3 hrs Low-24 hrs
Pressure Switch	N/A

SPECIFICATIONS

400 LUMEN LED L-LIGHT

**LED GRIP LIGHTS**  
**FIREARM MOUNTED**

SINGAPORE'S NATIONAL DAY PARADE SIMULATION

400 LUMEN LED GRIP LIGHTS



MNT-EL228GPQ-A  
 Full-size LED Grip Light

MNT-EL223GPQ-A  
 Compact LED Grip Light

- Integrated Reflector and Bulb with Wide Angle Flood Focus Ideal for Room Clearing and Instantaneous Target Identification
- Aircraft Aluminum Body with a Matte Black Finish for Durable Wear Resistance
- Textured Rubber Momentary/Constant On/Off Push Button Activation

**DATA TABLE**

Item # (Model)	MNT-EL223GPQ-A	MNT-EL228GPQ-A
Lumen Output	400 Lumen	
Firearm Mount	Integral Quick Detach Lever Lock Mount for Picatinny Rail	Integral Quick Detach Lever Lock Mount for Picatinny Rail
Length / Body Diameter	4.2" (106mm) / 0.9" (23mm)	5.4" (137mm) / 1.4" (36mm)
Weight with Battery	6.1oz (173.2g)	12oz (340.2g)
Bulb Type	23mm IRB with CREE LED	27mm IRB with CREE LED
Focus	Wide Angle Flood	
Battery Type & Quantity	CR123A x 2	CR123A x 2
Battery Operating Time	3 hrs	3 hrs
Pressure Switch	N/A	N/A

**REACH TO A HIGHER LEVEL OF PERFORMANCE**



2 in 1 Foregrip & Integral LED Flashlight



Knurled Grip Surface for Secure and Positive Handling



Integral Quick Detach Lever Lock Mount for Quick Installation and Removal

US PATENT  
 8,397,421



# PISTOL SERIES - LED LIGHTS

## FIREARM MOUNTED

### Compact LED Pistol Light

- 400 Lumen Output Casts Just the Right Amount of Identifiable Light without Temporarily Blinding the Operator
- Integrated Reflector and Bulb with Preset Flood Focus Ideal for Instantaneous Target Identification
- Universal Mounting Base with Removable Posi-lock Tabs for Increased Compatibility Across a Large Variety of Pistol



LT-ELP123R-A



LT-ELP223Q-A



**US PATENT**  
8,397,421

Integral Quick Detachable Lever Lock for Picatinny Rails  
U.S. Patent: 8397421



**Centered Posi-lock Tab**  
Removable Centered and Offset Posi-lock Tabs for Increased Compatibility Across a Larger Variety of Pistols




**Offset Posi-lock Tab**



Best in Class 400 Lumen CREE LED



Integral Low Profile Mount for Picatinny Rails



Ambidextrous Momentary/Constant On/Off Toggle Switch

**SPECIFICATIONS**

DATA TABLE		
Item # (Model)	LT-ELP223Q-A	LT-ELP123R-A
Lumen Output	400 Lumen	
Firearm Mount	Integral Quick Detach Lever Lock Mount for Picatinny Rails	Integral Low Profile Mount for Picatinny Rails
Length / Body Diameter	3.6" (91mm) / 1.5" (39mm)	3.1" (79.5mm) / 1" (25mm)
Weight with Battery	5.7oz (161.6g)	3.5oz (100.2g)
Bulb Type	23mm IRB with CREE LED	24mm IRB with CREE LED
Focus	Preset Flood	
Battery Type & Quantity	CR123A x 2	CR2 x 1
Battery Operating Time	3 hrs	1 hr
Pressure Switch	N/A	N/A

PISTOL LED LIGHTS



# VANQUISH 700 LED LONG RANGE FLASHLIGHT

## FIREARM MOUNTED & HANDHELD

### Vanquish 700 LED Long Range Flashlight with L.I.B.R.E Technology

- User Configurable Brightness Regulator with Memory Function Scales Down from 700 to 20 Lumen
- Additional Strobe Mode Activated via Lumen Control Pad
- Textured Rubber Momentary/Constant On/Off Push Button End Cap

LT-EL700

LT-EL700HL

Best in Class 700 Lumen CREE LED



Angled Offset Picatinny Ring Mount Included (LT-EL700 Only)

Textured Rubber Momentary/Constant On/Off Push Button End Cap

Pressure Switch (LT-EL700 Only)

Aggressive Serrated Strike Face

Grip Spacer / Tactical Grip Assist



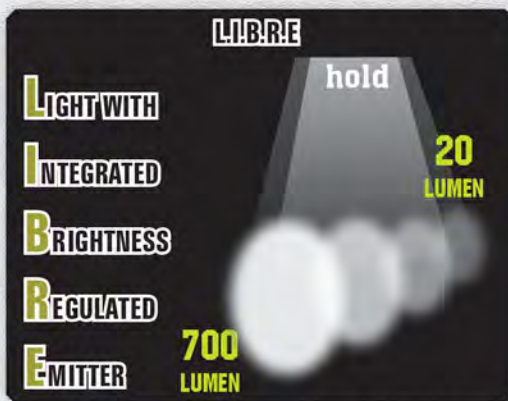
HANDHELD ONLY

## LUMEN CONTROL PAD - L.I.B.R.E DIMMING TECHNOLOGY

### DATA TABLE

Item # (Model)	LT-EL700	LT-EL700HL
Lumen Output	High-700 Lumen Low-20 Lumen	
Firearm Mount	Angled Offset Picatinny Ring Mount	N/A
Length / Body Diameter	6.7" (170mm) / 1" (25.4mm)	
Weight with Battery	8.3oz (235.9g)	8.3oz (235.9g)
Bulb Type	37mm IRB with CREE LED	
Focus	Hybrid Beam with Large Spill Area & Intense Long Range Hotspot	
Waterproof	Rated to IPX7 Standards; Will Perform at 1 Meter Depth for 30 Minutes	
Battery Type & Quantity	CR123A x 2 (Also compatible with 18650 rechargeable battery)	
Battery Operating Time	High-3 hrs	Low-24 hrs
Pressure Switch	Yes	N/A


SPECIFICATIONS



Sophisticated Circuit Board Technology Dims from 700 Lumen to 20 Lumen via One-handed Operation within a Matter of Seconds



Programmable Brightness Intensity Allows User to Adjust Brightness to Their Liking and Return to It via the Lumen Control Pad



Double-clicking the Lumen Control Pad Activates a Rapid Strobe Mode for Various Emergency Situations

VANQUISH 700 LUMEN LED LIGHT



# MULTI-PURPOSE SERIES - LED LIGHTS

FIREARM MOUNTED & HANDHELD

400 LUMEN MULTI-PURPOSE LED LIGHTS



LT-EL228Q-A



LT-EL202R-A



US PATENT  
8,397,421




Interchangeable Quick Detach  
Lever Lock Mount Body for  
Picatinny Rails



Slide-on Picatinny Ring Mount



US PATENT  
8,397,421



400 Lumen Preset Flood  
Focus Beam

Serrated Strike Face

Rolling Stop Shoulder

DATA TABLE

Item # (Model)	LT-EL228Q-A	LT-EL268-A	LT-EL202R-A
Lumen Output	400 Lumen		
Firearm Mount	Interchangeable Quick Detach Lever Lock Mount Body for Picatinny Rails	Slide-on Picatinny Ring Mount	Integral Quick Detach Lever Lock Mount for Picatinny Rails
Length / Body Diameter	5.4" (137mm) / 1.1" (27mm)	5.3" (135mm) / 1" (25.4mm)	4.3" (109mm) / 0.9" (22.9mm)
Weight with Battery	6.5oz (184g)	5.7oz (161.2g)	9.8oz (277.8g)
Bulb Type	27mm IRB with CREE LED		23mm IRB with CREE LED
Focus	Preset Flood		
Battery Type & Quantity	CR123A x 2		CR2 x 2
Battery Operating Time	3 hrs		2 hrs
Pressure Switch	Yes	Yes	Yes

SPECIFICATIONS



# MULTI-PURPOSES SERIE - LED LIGHTS

## FIREARM MOUNTED & HANDHELD

GENUINE  
**200**  
LUMEN

LT-EL138



Angled Offset Picatinny Quick Detach Twist Lock Mount

GENUINE  
**200**  
LUMEN

LT-EL338Q



US PATENT  
8,397,421

Interchangeable Quick Detach Lever Lock Mount Body for Picatinny Rails



Preset Spot Focus for Clear Target Identification

Serrated Strike Face

Rolling Stop Shoulder



200 LUMEN MULTI-PURPOSE LED LIGHTS

SPECIFICATIONS

DATA TABLE

Item # (Model)	LT-EL138	LT-EL338Q
Lumen Output	200 Lumen	
Firearm Mount	Angled Offset Picatinny Quick Detach Twist Lock Mount	Interchangeable Quick Detach Lever Lock Mount Body for Picatinny Rails
Length / Body Diameter	4.8" (120.8mm) / 1.1" (27mm)	7.1" (181mm) / 1.1" (27mm)
Weight with Battery	7.2oz (203.4g)	9.6oz (273g)
Bulb Type	37mm IRB with CREE LED	
Focus	Preset Spot	
Battery Type & Quantity	CR123A x 1	CR123A x 3
Battery Operating Time	2 hrs	1.5 hrs
Pressure Switch	Yes	Yes



# VANQUISH LED LONG RANGE FLASHLIGHTS

## MULTI-MOUNTED & HANDHELD

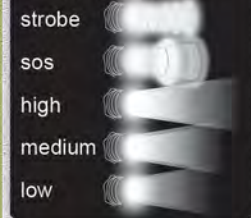
**Vanquish 555 LED Long Range Flashlight**  
LT-SEL555

500 Meter Effective Range

Long Range Spot Focus and Flood Combined in an Advanced Hybrid Beam for Clear Object Identification at Short and Long Distances

Heavy Duty Waterproof Coil Cord with Locking Connectors

**5-Function IRB**



Bicycle Mount with Rubber Spacers

Interchangeable Quick Detach Lever Lock Mount for Picatinny Rails

US PATENT 8,397,421



110 Volt AC/DC Charger

International Power Adapter

9.6 Volt Rechargeable Battery Pack in Water Resistant Case



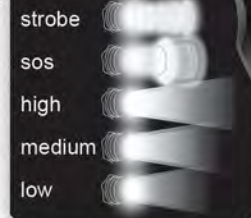
**Vanquish 200 LED Long Range Flashlight**  
LT-ELF240



Interchangeable Quick Detach Lever Lock Mount Body for Picatinny Rails

US PATENT 8,397,421

**5-Function IRB**



Precision Machined Aircraft Aluminum Body

Textured Rubber Momentary/Constant On/Off Push Button End Cap

Twist On/Off End Cap

Pressure Switch



### MULTIPLE APPLICATIONS

**PATROLLING**



Quick Detach Lever Lock Mount Base for the Picatinny Rails is Ideal for Law Enforcement & Military Patrols

**TRACKING**



Handheld Grip and Quick Detach Lever Lock Mount for Picatinny Rails Make the Vanquish 555 a Versatile Choice for Hunting and Tracking

**BIKING**



With the Ability to Securely Mount to Most Bicycles via Its Quick Detach Mount Bracket, Vanquish 555 is the Professional Choice for All Types of Biking

SPECIFICATIONS

DATA TABLE

Item # (Model)	LT-SEL555	LT-ELF240
Lumen Output	High-530 Lumen Medium-240 Lumen Low-120 Lumen	High-200 Lumen Medium-100 Lumen Low-50 Lumen
Firearm Mount	Interchangeable Quick Detach Lever Lock Mount for Picatinny Rails	Interchangeable Quick Detach Lever Lock Mount Body for Picatinny Rails
Length / Body Diameter	2.9" (74mm) / 1.9" (48.3mm)	7.2" (182mm) / 1.1" (27mm)
Weight with Battery	12.2oz (345.8g)	9.8oz (277.8g)
Bulb Type	40mm IRB with CREE LED	42mm IRB with CREE LED
Focus	Hybrid Beam with Large Flood Area and Intense Long Range Spot Focus	Preset Spot
Battery Type & Quantity	Lithium Rechargeable x 1	CR123A x 2
Battery Operating Time	High-4 hrs Medium-10 hrs Low-24 hrs	High-1.5 hrs Medium-3 hrs Low-6 hrs
Pressure Switch	N/A	Yes

GENUINE 530 LUMEN

GENUINE 200 LUMEN

### LONG RANGE SPOT FOCUS TECHNOLOGY

**LONG RANGE**



Beam Has an Effective Illumination Range of Up to 500 Yards

**CREE LED**



Best in Class CREE LED

**PRESET SPOT FOCUS**



UTG COMPETITOR  
UTG Preset Spots Focus Beam vs. Competitor

VANQUISH LONG RANGE LED FLASHLIGHTS



# RING MOUNTS AND PRESSURE SWITCHES



**M-LOK**  
RG-FL27MC



**KEYMOD**  
RG-FL27KC



## UTG Offset Low Profile Ring Mount

- Mounts directly to Keymod or M-LOK® Interface Depending on Model for Optimal Close to Center Bore Alignment
- Snag-free Low Profile Design Keeps Added Bulk to a Minimum
- Reversible Upward/Downward Orientation of Flashlight Ring Allows for Optimal Compatibility Across More Firearms and Handguards
- Complete with 2 Spacers to Accept 27mm, 25.4mm (1"), or 20mm Flashlight Tube Diameters



## UTG Angled Offset Low Profile Ring Mount RG-FL138

- UTG Tactical Flashlight Ring with Offset Angle for Optimal Low Profile Center Bore Alignment
- Integral Max Strength Twist Lock Mount to Fit on Any Picatinny Rail



## Universal Slide-on Laser/Flashlight Ring Mount RG-FL860

- With Plastic Spacer - Fits Flashlight Tube Diameters 23.6mm - 24.2mm (0.93" - 0.95")
- Without Plastic Spacer - Fits Flashlight Tube Diameters 25.4mm - 26.0mm (1.0" - 1.02")

### DATA TABLE

Item # (Model)	RG-FL27KC			RG-FL27MC			RG-FL138	RG-FL860
	No Insert (27mm)	Insert 2 (25.4mm)	Insert 1 +Insert 2 (20mm)	No Insert (27mm)	Insert 2 (25.4mm)	Insert 1 +Insert 2 (20mm)	Insert 2 (25.4mm)	Insert 3 (24.2mm)
Ring Diameter	N/A			N/A				
Compatible Lights	LT-EL228Q LT-EL338Q LT-ELF240 LT-EL138	LT-EL268 LT-TL099PR2 LT-ZL168 LT-EL700	SCP-LS279 SCP-LS269	LT-EL228Q LT-EL338Q LT-ELF240 LT-EL138	LT-EL268 LT-TL099PR2 LT-ZL168 LT-EL700	SCP-LS279 SCP-LS269	LT-EL268-A LT-TL099PR2 LT-ZL168 LT-EL700	LT-EL268-A LT-TL099PR2 LT-ZL168



TL-PSTL099-A



TL-PSLS268

### Pressures Switches

- Provides Momentary On/Off Activation Only

### DATA TABLE

Item Number	TL-PSTL099-A	TL-PSLS268
Length	10"-21"	10"-25"
Compatible Light/Laser	LT-TL099PR2, LT-TL101, LT-ZL168, LT-EL228Q-A, LT-EL268-A, LT-EL338Q, LT-ELP38Q-A, LT-ELP39Q-A, LT-ELP38, LT-ZLP38	SCP-LS268, LT-ELP38Q-A, LT-ELP38, LT-ZLP38

RING MOUNTS & PRESSURE SWITCHES