


"More than meets the eye"

- *Trailer Life, September, 2004*



2005

HERE'S what our customers have to say about HI-LO TRAILERS ...

We bought a new 2201L in the spring of 2001. We have known about Hi-Lo's for years and thought if we ever wanted to step up from Pop-up camping we would look at Hi-Lo's. When we went inside our first Classic we knew we wanted one. The craftsmanship was very good and the floor plans were very handy. We ordered ours on the spot. We haven't been sorry that we did. After extensive use for over three years we have never had our unit in for service. The few small problems we have had were repairable at home for little or no cost. Our Hi-Lo tows great behind our 1999 Ford F-150 with a 4.6 liter engine. Big trucks passing me don't affect the trailer at all. We have been in the mountains of Colorado, throughout Texas, and as far east as Cloudland State Park, Georgia. The only problem we have had on the road was two blown tires. All of the trailer systems have performed flawlessly. My wife and I would certainly consider buying another Hi-Lo product.

Allan and Audrey Baumbach
Houston, TX

Buffalo, NY to Eagle River, AK. 12,026 miles and 58 days with our Hi-Lo (2203T) in tow. Interstates, hail storm in Saskatchewan, thunderstorm in Dawson Creek, wildfires in British Columbia, road construction at the Matanuska Glacier and Destruction Bay, grizzly bears and moose in the road, mountain goats in the middle of a switchback in the Canadian Rockies, 8% grades common, gravel roads to grayling fishing at Tangle Lakes, 4th of July traffic down Turnagain Arm, dry camping on the Russian River - Our dream of many years, our trip to Alaska - The one constant was our Hi-Lo (2203T). All we had to worry about was enjoying the most spectacular places and unbelievable scenery we had ever seen. Our Hi-Lo was everything we hoped for and more. It allowed us to see Alaska in a way few people experience it.

Coraline and Bernie Esch
Bernie1@adelphia.net

I saw my first Hi-Lo near Hatch, Utah in 1989. I wanted one badly. I waited until we got a suitable tow vehicle, in my case, a 1992 Aerostar Eddie Bauer Extended, which we purchased in 1998. We towed our 1971 Aristocrat Land Commander with that tow vehicle until 1999. We got about 11 mpg with that tow combination. Also, towing with that combination, we had to slow down to about 45 mph in 30 mph winds. That trailer weighed about 3,400 pounds. We got our 1999 TowLite 24TD in May of 1999, after adjusting the setup. I achieved 14 mpg in 2000 while towing from the north Los Angeles area to Carpinteria State Beach. High winds, not a problem. The TowLite weighs out at about 4,300 pounds while traveling. The fit and finish of our TowLite was excellent: the dealer was very supportive while we were trying to get everything setup correctly. I would definitely purchase another Hi-Lo in the future.

Jerry Trusty
Granada Hills, California

We purchased our first Hi-Lo over 25 years ago and have had 8 different Hi-Lo's over that time. While our two sons were young, we took one extended vacation a year somewhere in the U.S. On weekends during the summer months we would load our 12' fishing boat on top of our Hi-Lo and be off to a lake somewhere in the state of Michigan. Because of the quality and construction, we have always found our used trailers easy to sell with high resale value. We have had our present 29 foot Classic for 2½ years and have 36,000 trouble free miles. On the highway or in the mountains, you must keep reminding yourself that your Hi-Lo is behind you.

Ralph and Ruth Myers
Michigan

My 26 foot Hi-Lo tows easily (even in high winds), operates flawlessly, and, since I camp in cold weather, stays nice and warm using much less propane than other trailers I have had.

Have a nice day,
Lee



HERE'S what TRAILER LIFE MAGAZINE has to say about HI-LO TRAILERS ...

It's safe to say that every person who tows a trailer would like the most stable, safest towing experience possible. This situation can be improved several ways, and a low-profile Hi-Lo trailer is an effective stable-towing tool. These distinctive-looking-but-highly functional trailers combine the best livability aspects of a hard-side trailer with the towability and easy storage of a fold-down.

TRAILER LIVABILITY ...

The Hi-Lo uses two hard-side body sections that clamshell vertically together. The upper-body half is slightly larger than the lower and slides over the lower section using an electro-hydraulic mechanism. This means the user needn't do any manual cranking to set up or break down the rig. In travel mode, the Hi-Lo has significantly less wind resistance than a full-profile trailer, yet set up in camp, it offers a little more than 6 feet, 5 inches of headroom.

Setup is fast and easy. The company spokesman at George Sutton RV in Eugene, Oregon (541-686-6296), not only did a bang-up job of prepping the trailer, he gave us the nickel tour and had us familiar with the new Hi-Lo features in no time.

© Trailer Life Magazine — September, 2004

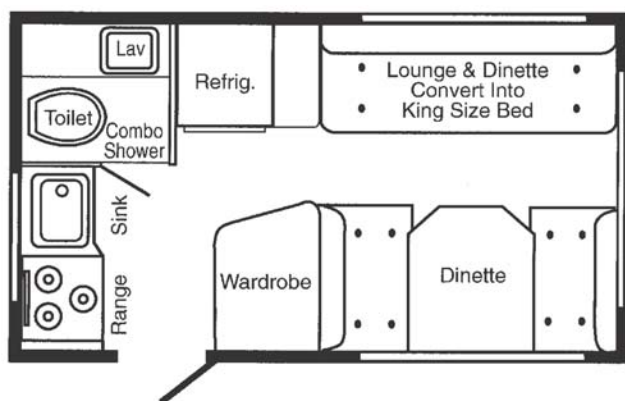
17'
TowLite



HI-LO
17' TowLite

The well-planned interior with a lounge and dinette that converts into a huge king size bed at night, makes the trailer an excellent value!

The redesigned 17' TowLite retains the roomy KING SIZE BED but now offers a dinette as well. The light weight, easy towing and small storage requirements of this model make it the ideal choice for small families with a limited budget and limited vacation time. It comfortably sleeps a family of four and still offers the storage and convenience of a fully self-contained unit. The new interior colors make the 17' TowLite an eye-catching weekend resort at a price the young family can afford.



Model 17' TowLite			
Length	17'9"	UVW	2690 lbs
Width	94"	GVWR	3840 lbs
Height	71"	Axles	1
Tires	15"	Sleeps	2 - 4
Holding Tanks	Fresh 30 Gal	Gray 32 Gal	Black 18 Gal

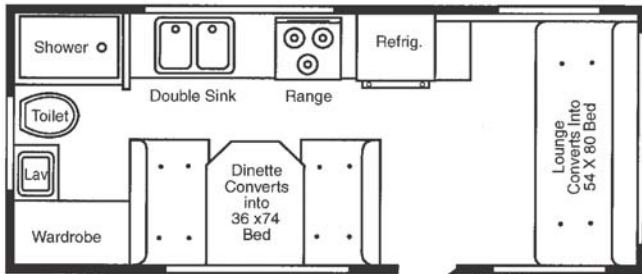
* Not including spare tire **Does not include roof projections or optional items.



The aluminum skirting on all TowLite models adds a finished, classy look without the expense of molded plastic skirting.

22'

TowLite



Model 22' TowLite			
Length	22'*	UVW	3850 lbs
Width	94" **	GVWR	5500 lbs
Height	71"	Axles	2
Tires	15"	Sleeps	4 - 6
Holding Tanks	Fresh 30 Gal	Gray 32 Gal	Black 30 Gal

* Not including spare tire ** Does not include roof projections or optional items.



Modern styling and a beautiful interior make the 22' TowLite a smart choice for the growing family. Why not test tow a Hi-Lo at your dealer today?

Inside your 22' TowLite you'll find two separate sleeping areas and a third bed option. The dinette table for four easily converts into a double bed to sleep two adults comfortably. It incorporates a full-size bathroom with a separate toilet and shower as well as a wardrobe and lavatory sink. Under each dinette seat you will find handy storage compartments that you can use to store bedding or other large essentials. There are also many other storage areas such as under the couch and in the overhead cabinets and wardrobe closet.



HI-LO

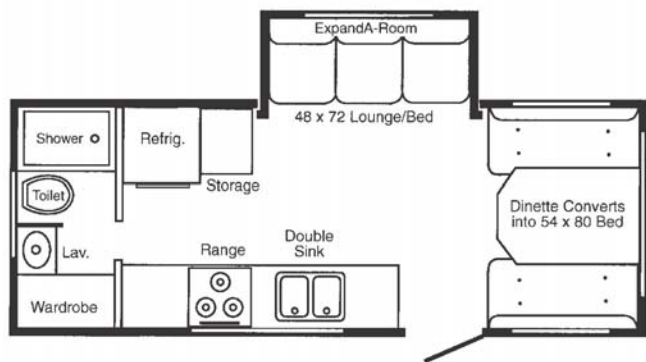
22' TowLite

24'
TowLite



HI-LO
24' TowLite

Hi-Lo's spacious interior is improved with the ExpandA-Room, which opens easily to provide you more living space for longer stays. The 24' TowLite is the smallest trailer to utilize this new concept for adding room without the complication and vulnerability of a slide out mechanism. With the push of a button the couch area flips out to reveal a comfortable sofa which converts into a double bed. Your aisle is opened up to make the kitchen more accessible. The ExpandA-Room is standard in the 24' and 27' TowLite and the 25' Classic, 28' Classic and 31' Classic.



Model 24' TowLite			
Length	24'*	UVW	4220 lbs
Width	94"*	GVWR	6000 lbs
Height	77"	Axles	2
Tires	15"	Sleeps	4 - 6
Holding Tanks	Fresh 30 Gal	Gray 32 Gal	Black 30 Gal

* Not including spare tire

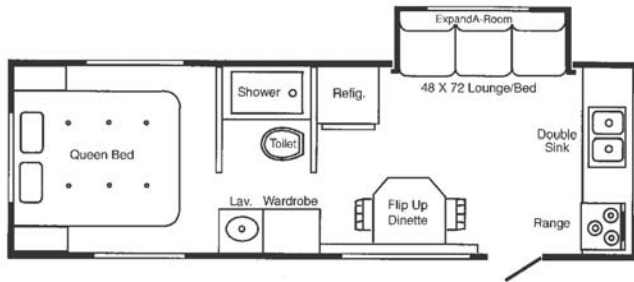
**Does not include roof projections or optional items.



The Hi-Lo 24' TowLite has the same easy-to-lift system as the other models and raises or lowers automatically in seconds.

27'

TowLite



Model 27' TowLite

Length	27'9"*	UVW	4650 lbs
Width	94"*	GVWR	6500 lbs
Height	77"	Axles	2
Tires	15"	Sleeps	4
Holding Tanks	Fresh 30 Gal	Gray 30 Gal	Black 30 Gal

* Not including spare tire

** Does not include roof projections or optional items.



The rubber suspension system and designer sport wheels and tires add an extra measure of beauty, stability and ride comfort.

The 27' TowLite represents a remarkable value in a trailer of its size and amenities. The ExpandA-Room offers a luxurious lounge which makes a comfortable bed quickly and easily. The wide open kitchen allows free movement without interfering with the living areas. You'll be at home with the walk-a-round queen size bed in the rear of the trailer. The bathroom is big enough to act as a changing room and also acts as a privacy barrier between the living area and the bedroom.



You'll be at home with the queen size walk-a-round bed in the rear of the trailer.

HI-LO

27' TowLite



Bellville Factory



All you have to do is push a button...

... to raise or lower your Hi-Lo trailer. The lifetime guaranteed hydraulic system has proven itself in thousands of trailers for over 30 years.

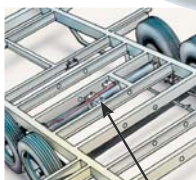
Collision Avoidance Light.

Standard on Classic models, provides that extra measure of safety by reducing rear-end collisions by 22% (NHTSA)

Super Durable, Fully Laminated Construction.

Hi-Lo construction is a laminated sandwich of durable aluminum roof and fiberglass side walls, both with backer board, polystyrene foam, aluminum tubing and plywood interior paneling.

Rubber Suspension System and designer sport wheels and tires add an extra measure of beauty, stability, and ride comfort to each Hi-Lo trailer making it the BEST and safest towing travel trailer.



Heavy Duty Hydraulic Cylinder capable of developing over 17,000 lbs of force.

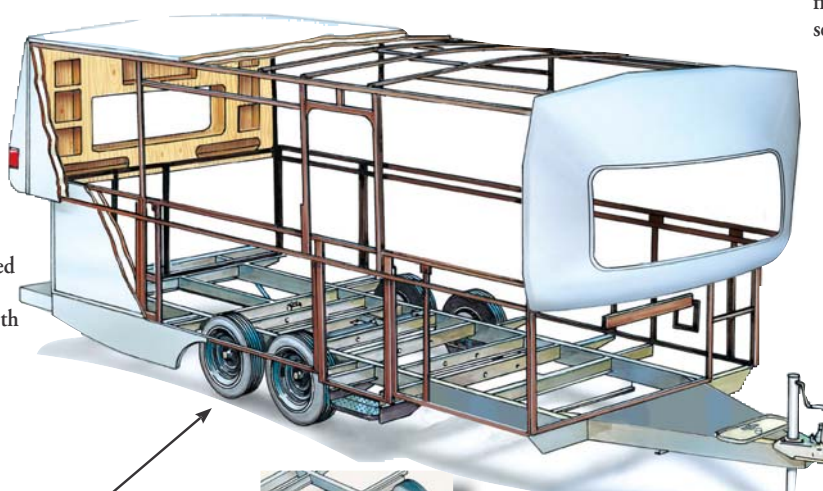


Detachable tongue shortens the overall length, making some models garagable.



Battery storage leaves room for an optional second battery.

The Construction Phase



Aerodynamic Design

Hi-Lo Classic's molded fiberglass front design, gives a better air flow, setting the pace for the future.

Ultra Modern Windshield

in all Classic models gives a beautiful panoramic view of the outside and a feeling of spaciousness to the interior.

WHY BUY HI-LO

Hi-Lo Trailer Company vastly improved its new line of travel trailers to the 2005 season. With two new Classic models this year, the possibilities are endless. There are now four Classic models, as well as four TowLite models, which gives you a wide range of premier luxury to choose from.

Hi-Lo revolutionized the travel trailer industry over 45 years ago by offering a trailer that stores compactly, tows more safely, and yet offers four season camping with all the comfort and convenience expected from an upright trailer. Our ongoing goal in 2005 is to provide you with a trailer that tows safely, saves fuel, lives comfortably, and lasts for many years.

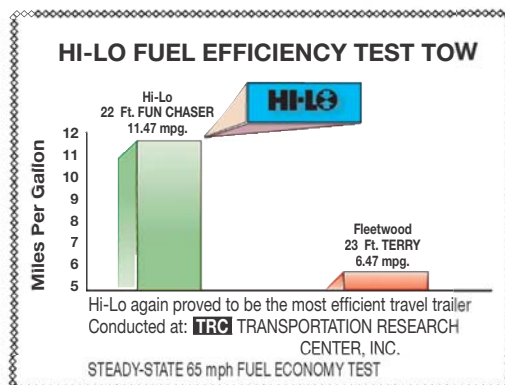
Our factory is located in Bellville, Ohio, in the heart of Amish country, where we daily take pride in quality, craftsmanship, and attention to detail. Thank you for your interest in Hi-Lo trailers: the safest, most fuel-efficient trailer on the road. We are glad that you are considering our product and we are truly confident that our product is "More than Meets the Eye." We hope that you will spend some time in our eight models that we are offering this year.

Also, please visit our website at www.hilotrailer.com to find a dealer near you or call the factory for more up-to-date information.



Garage Storage

For some models which saves storage fees and allows you to comply with zoning laws.



Hi-Lo proved its fuel efficiency in a fuel consumption test conducted by Transportation Research Center.

Cook Outside

and be with the gang.

This outside kitchen has a 110V outlet, and space for cooking, washing dishes, television or whatever.



Hi-Lo's Low Travel Profile

Gives greater stability at all speeds by reducing sway and buffering caused by large vehicle cross winds.

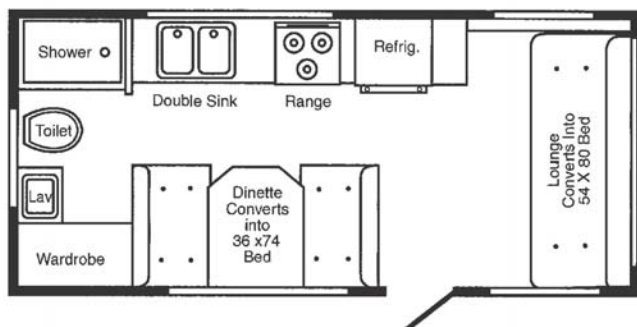


Expand A-Room

opens up the living space giving the feel of a much larger trailer.



23' Classic



Hi-Lo answers the call for a smaller Classic model with the new 23' Classic. This model is new to our line but is still built with the quality and craftsmanship that has been a part of Hi-Lo for years.

Model 23' Classic			
Length	23'6"	UVW	4140 lbs
Width	100"	GVWR	6000 lbs
Height	73"	Axles	2
Tires	15"	Sleeps	4 - 6
Holding Tanks	Fresh 30 Gal	Gray 32 Gal	Black 30 Gal

**Does not include roof projections or optional items.

Hi-Lo has brought back a highly requested compact entry to the wide body Classics with a 23' model. It features the wide body design for additional storage, a larger dinette, and more walking room than the TowLite counterpart.



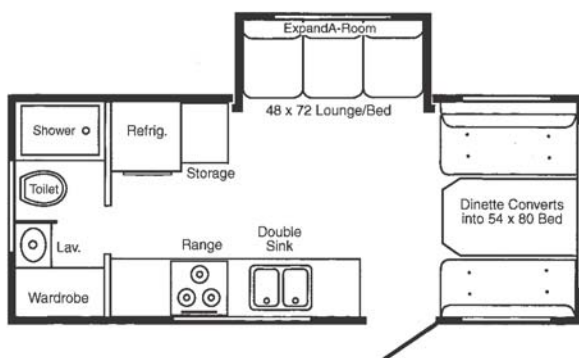
HI-LO
23' Classic

25' Classic



HI-LO
25' Classic

Hi-Lo follows up the call for a smaller Classic model with the new 25' Classic. This 25' Classic follows the floor plan of the 24' TowLite, with all the amenities and add-ons of our Classic models. The ExpandA-Room gives the always-needed spacious comfort and livability.



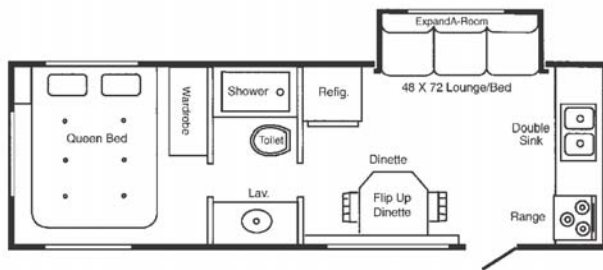
Model 25' Classic			
Length	25'	UVW	4480 lbs
Width	100"	GVWR	6300 lbs
Height	79"***	Axles	2
Tires	15"	Sleeps	4-6
Holding Tanks	Fresh 30 Gal	Gray 32 Gal	Black 30 Gal

***Does not include roof projections or optional items.



The new 25' Classic blends the spacious family-oriented floor plan of the 24' TowLite with the luxurious Classic styling.

28' Classic



The 28' Classic has the aerodynamic fiberglass end caps with a wrap around windshield for a fantastic panoramic view.

Model 28' Classic			
Length	28'11"	UVW	5320 lbs
Width	100"	GVWR	7000 lbs
Height	79"	Axles	2
Tires	15"	Sleeps	4
Holding Tanks	Fresh 30 Gal	Gray 32 Gal	Black 32 Gal

**Does not include roof projections or optional items.

The luxurious interior layout has an airy, more spacious atmosphere that gives you a “good feeling” from the moment you step into the 28' Classic. With space at a premium, you'll come to love the Expand-A-Room which easily deploys in seconds to give you the feel of a much larger trailer without added towing stress. The 28' Classic is designed with extended camping in mind. You'll love the wide kitchen with open space for freedom of movement. The 28' Classic also features a flip-up dinette table with two chairs.



HI-LO
28' Classic

31' Classic



HI-LO 31' Classic

You'll find extended stays more comfortable and relaxing in the queen size bed. Standard in the Classic models is the rear bumper storage compartment and basement storage which provides plenty of storage space. You'll appreciate the huge storage compartment under the walk-a-round queen bed with access from the outside as well. The spacious bathroom provides complete accommodations for even the most demanding traveler. Features include a shower with a skylight dome, a Thetford flushing toilet, a lavatory sink and a roomy wardrobe.



Model 31' Classic			
Length	30'8"	UVW	5720 lbs
Width	100"	GVWR	7500 lbs
Height	79"***	Axles	2
Tires	15"	Sleeps	6
Holding Tanks	Fresh 30 Gal	Gray 32 Gal	Black 32 Gal

***Does not include roof projections or optional items.



The 31' Classic's kitchen has all the comforts of home with generous storage and a permanent dinette with seating for four people.



Spacious Bathroom

This bathroom provides accommodations for even the most demanding traveler.



Kitchen View

On the Hi-Lo
25' Classic model.



Bedroom View

On the Hi-Lo 27' TowLite model.

HI-LO



28' Classic - Up



23' Classic - Down

HI-LO SPECIFICATIONS

Description	17T	22T	24T	27T	23C	25C	28C	31C
Hydraulic Lift System	S	S	S	S	S	S	S	S
Battery 12V Heavy Duty	S	S	S	S	S	S	S	S
12V Power Converter	45 AMP	45 AMP	45 AMP	45 AMP	45 AMP	45 AMP	45 AMP	45 AMP
Keyed Security Dead Bolt	S	S	S	S	S	S	S	S
Rubber Suspension Axles	SINGLE	TANDEM	TANDEM	TANDEM	TANDEM	TANDEM	TANDEM	TANDEM
10" Electric Brakes - All Wheels	S	S	S	S	S	S	S	S
3-Burner Range Top	S	S	S	S	S	S	S	S
Range Hood w/Vent	N/A	S	S	N/A	S	S	N/A	S
Kitchen Sink	SINGLE	DOUBLE	DOUBLE	DOUBLE	DOUBLE	DOUBLE	DOUBLE	DOUBLE
Demand Water System	30 GAL	30 GAL	30 GAL	30 GAL	30 GAL	30 GAL	30 GAL	30 GAL
Automatic Changeover Regulator	O	O	O	O	S	S	S	S
Skylight Roof Vent *	2	3	3	4	3	3	4	4
Skylight Dome	N/A	S	S	S	S	S	S	S
Sun Shade Front Window	S	S	S	S	S	S	S	S
Pleated Day/Night Shades	S	S	S	S	S	S	S	S
Toilet, Shower & Water Heater	S	S	S	S	S	S	S	S
110V DSI Water Heater	O	O	O	O	S	S	S	S
Holding Tank - 2	50 GAL	62 GAL	62 GAL	60 GAL	62 GAL	62 GAL	64 GAL	64 GAL
Furnace BTU	12,000	16,000	16,000	25,000	16,000	25,000	25,000	31,000
Durable Aluminum Roof	S	S	S	S	S	S	S	S
Refrigerator - 3 Way	3 CU. FT.	4 CU. FT.	4 CU. FT.	4 CU. FT.	5 CU. FT.	5 CU. FT.	5 CU. FT.	5 CU. FT.
Retractable Awning	O	O	O	O	O	O	O	O
Double 20 lb. Gas Bottles & Cover	S	S	S	S	N/A	N/A	N/A	N/A
Double 30 lb. Gas Bottles & Cover	O	O	O	O	S	S	S	S
LP Gas Oven	O	O	O	O	S	S	S	S
Microwave Oven	O	O	O	O	O	O	O	O
Air Conditioner 13,500 BTU	O	O	O	O	O	O	O	O
TV Antenna	O	O	O	O	S	S	S	S
AM/FM CD Player	O	O	O	O	S	S	S	S
Cable TV Jack & Phone Jack	O	O	O	O	S	S	S	S
Front Overhead/Side Cabinets	O	O	O	1-S	S	S	1-S	1-S
Swing-Away Front Bunk	O	O	O	N/A	O	O	N/A	N/A
Stabilizer Jacks	O	O	O	O	S	S	S	S
Power Hitch Jack	O	O	O	O	S	S	S	S
Spare Tire Package	O	O	O	O	S	S	S	S
Rear Bumper Storage	S	S	S	S	S	S	S	S
Side Storage Pods	O	O	O	O	S	S	S	S
Single Sink Cover	O	O	O	O	S	S	S	S
Outside Utility Shelf	S	S	S	N/A	N/A	N/A	N/A	N/A
Outside Washdown	N/A	N/A	N/A	S	S	S	S	S
Outside Light	S	S	S	S	S	S	S	S
Manual Lift System - Backup	O	O	O	O	S	S	S	S
Monitoring System	S	S	S	S	S	S	S	S
Solar Charger	O	O	O	O	S	S	S	S
2500 Watt LP Generator	O	O	O	O	O	O	O	O
Detachable Tongue	O	O	N/A	N/A	N/A	N/A	N/A	N/A
Heat Strip for A/C	O	O	O	O	O	O	O	O
GENERAL SPECIFICATIONS								
Length *Does Not Include Spare	17' 9"	22' 4"	24'	27' 9"	23' 9"	25' 5"	28' 11"	30' 8"
Width	94"	94"	94"	94"	100"	100"	100"	100"
Traveling Height **	71"	71"	77"	77"	73"	79"	79"	79"
Interior Height	75.5"	75.5"	75.5"	75.5"	78"	78"	78"	78"
Axle Weight (lbs.) (Approx.)	2310	3390	3700	3870	3460	3920	4430	4830
Hitch Weight (lbs.) (Approx.)	380	460	520	780	680	560	890	890
Unloaded Vehicle Weight *	2690	3850	4220	4650	4140	4480	5320	5720
Tire Size	15"	15"	15"	15"	15"	15"	15"	15"
Sleeping Capacity	2-4	4-6	4-6	4	4-6	4-6	4	6

S - Standard
O - Optional

Note: All standard and optional features are available at the time of printing. Hi-Lo, however, reserves the right to improve and/or modify the product, which may change the specifications, models and feature availability. Check with your Hi-Lo dealer for updated information.

* Weight will vary by standard and optional features.
** Does not include roof projections or optional items.
+ Optional A/C replaces one roof vent.



HI-LO TRAILER CO.
500 South Main Street
Bellville, Ohio 44813
419-886-0066

HI-LO SPECIFICATIONS

SLEEPING AREA	17T	22T	24T	27T	23C	25C	28C	31C
Dinette Bed Size	36" x 74"	36" x 74"	54" x 80"	N/A	39" x 74"	54" x 80"	N/A	39" x 72"
Lounge Bed Size	+74" x 80"	54" x 80"	48" x 72"	48" x 72"	54" x 80"	48" x 72"	48" x 72"	48" x 72"
Bunk Bed Size	44" x 84"	44" x 84"	44" x 84"	N/A	44" x 90"	44" x 90"	N/A	N/A
Stationary Bed	N/A	N/A	N/A	60" x 75"	N/A	N/A	60" x 75"	60" x 75"

+ Using Dinette and Lounge

Lifetime Limited Warranty on Lifting System

Hi-Lo warrants to the original purchaser that it will repair or replace (through its authorized service centers) any part of your Hi-Lo hydraulic lifting system (excluding the battery) which becomes broken or inoperative due to defects in material or workmanship. In addition, Hi-Lo warrants that it will repair or replace (through its authorized service centers) any part of your Hi-Lo trailer found defective due to defects in material or workmanship within 12 months from date of original purchase. (Components such as tires, running gear, power converter, battery, plumbing & electrical fixtures, refrigerator, range, etc., are subject to separate warranties issued by other manufacturers).



Up For Living



Down For Travel



ExpandA-Room



HI-LO TRAILER CO.
500 South Main Street
Bellville, Ohio 44813
419-886-0066