

Apollo® Innerbar Order Form



Apollo
Passenger



Apollo
Split



Apollo
Full



Apollo

Options: **Vehicle Model:**

Front:

Rear:

Use the Apollo Front Model and Apollo Rear Model for all Apollo Split Models.

Additional Notes:

Contact Information:

Bill To:

Agency/Company:

Contact Name:

Phone Number:

Address:

City, State, Zip:

P.O. Number:

Ship To:

Agency/Company:

Contact Name:

Phone Number:


Address:

City, State, Zip:


Date:

The Apollo Inner Lightbars can be ordered in 4 different options:

- 1. Dual Color Standard: 6 LEDs one color, 6 LEDs another color
- 2. Dual Color Flood: 6 LEDs one color, 6 white LEDs as takedown
- 3. Dual Color Arrow: 6 LEDs one color, 6 amber LEDs as traffic controller
- 4. Single Color: 6 LEDs of the same color



Apollo Front Model	D1	D2	D3	D4	D5	P5	P4	P3	P2	P1
<input type="checkbox"/> Dual Color Standard										
<input type="checkbox"/> Dual Color Flood										
<input type="checkbox"/> Dual Color Arrow										
<input type="checkbox"/> Single Color										




Apollo Passenger Model

Apollo Passenger Model	P5	P4	P3	P2	P1
<input type="checkbox"/> Dual Color Standard					
<input type="checkbox"/> Dual Color Flood					
<input type="checkbox"/> Dual Color Arrow					
<input type="checkbox"/> Single Color					

The Apollo Inner Lightbars can be ordered in 4 different options:

- 1. Dual Color Standard: 6 LEDs one color, 6 LEDs another color
- 2. Dual Color Flood: 6 LEDs one color, 6 white LEDs as takedown
- 3. Dual Color Arrow: 6 LEDs one color, 6 amber LEDs as traffic controller
- 4. Single Color: 6 LEDs of the same color



Driver Apollo Rear Model Passenger

Apollo Rear Model	P1	P2	P3	P4	P5	D5	D4	D3	D2	D1
<input type="checkbox"/> Dual Color Standard										
<input type="checkbox"/> Dual Color Flood										
<input type="checkbox"/> Dual Color Arrow										
<input type="checkbox"/> Single Color										

Cobra® Innerbar Order Form



Cobra
Passenger



Cobra
Split



Cobra
Full



Cobra

Options: **Vehicle Model:**

Front:

Rear:

Use the Cobra Front Model and Cobra Rear Model for all Cobra Split Models.


Additional Notes:



Cobra Front Model	D1	D2	D3	D4	P4	P3	P2	P1
-------------------	----	----	----	----	----	----	----	----



Cobra Passenger Model	P4	P3	P2	P1
-----------------------	----	----	----	----



Driver

Cobra Rear Model

Passenger

Cobra Rear Model

P1

P2

P3

P4

D4

D3

D2

D1