


1001 THINGS TO DO WITH YOUR APPLE®

BY MARK R. SAWUSCH & TAN A. SUMMERS


LANGUAGES



HOME BUDGET



STRUCTURAL FORMULA



STOCK MARKET



1001 THINGS TO DO WITH YOUR APPLE®

BY MARK R. SAWUSCH & TAN A. SUMMERS

TAB **TAB BOOKS Inc.**
BLUE RIDGE SUMMIT, PA. 17214

FIRST EDITION

SECOND PRINTING

Printed in the United States of America

Reproduction or publication of the content in any manner, without express permission of the publisher, is prohibited. No liability is assumed with respect to the use of the information herein.

Copyright © 1984 by TAB BOOKS Inc.

Library of Congress Cataloging in Publication Data

Sawusch, Mark.

1001 things to do with your Apple.

Rev. ed. of: 1001 things to do with your personal computer. 1st ed. c1980.

Includes index.

1. Apple computer—Programming. 2. Basic (Computer program language) 3. Computer programs. I. Summers, Tan A. II. Sawusch, Mark. 1001 things to do with your personal computer. III. Title. IV. Title: One thousand and one things to do with your Apple.

QA76.8.A66S29 1984 001.64'2 84-8694

ISBN 0-8306-0816-8

ISBN 0-8306-1816-3 (pbk.)

Cover illustration by Al Cozzi.

Contents

Acknowledgments	v
Preface	vi
Introduction	vii
1 Applications for Everyone	1
Personal Reference Source—The Electronic Memorandum Program—An Index to Your Library—Word Processing—Letter Writing—Categorizing Information—A Recipe Index and Calculator—Itinerary Assistant—Phone Timer—Telephone File, Dialer, and Answering Machine—Greeting Card/Invitation List—Personal Time Management System—Decision Maker—Health—Shorthand Translator—Kitchen Inventory—Rating Calculations—Inventory of Possessions—Index to Important Literature—Day of the Week Calculation—Food Store Shopping Aid—Coupon File—Home Planning—Private Information Storehouse—General Purpose Clock or Timer—Blood Alcohol Content—Carpenters' and Mechanics' Helper—Car Maintenance Calculating and Record Keeping—Raffle Ticket Producer and Drawer—Life Expectancy Calculator—Database Demonstration	
2 Business and Financial Applications	31
Finances and Investments—Stocks, Bonds, and Securities—Personal Accounting—Money-Making Applications—Business Decision Making—General Business Calculations and Business Accounting Systems—Additional Applications for the Small Business Person or the Professional—The Computer and the Professions	
3 Mathematical and Statistical Applications	79
The Computer as a Sophisticated Calculator—Statistics—Mathematics—Mathematical Recreations and Programming Challenges	

4	Technical and Scientific Applications Weather Forecasting—The Sundial Design Program—Energy Efficiency Computation—Technical and Scientific Calculations—Engineering Applications	105
5	Educational Applications Application Ideas—Computer Assisted Instruction—Computer Tutor—Educational Simulations—Additional CAI Ideas	125
6	Hobby Applications The Arts—Hobbies	135
7	Games and Recreational Applications Board and Strategy Games You Can Program—Computer Quizzes—Games that Use Words—Magic—Computer-Intelligence Games—Programs for Young Children—The Computer as Board Display Device, Bookkeeper, and Game Advisor—Drawing and Kaleidoscope Programs—Simulation and Adventure Games—Video Games—Recreations Involving the Computer Itself—Computers and Chess—Additional Game Programs	156
8	Control and Peripheral Applications Household Control Devices—Music—An External Device Controller for Your Computer—An A/D Converter for Your Computer—Personal Robots	199
9	Artificial Intelligence, the Future Personal Computer, and Networking Futuristic Applications that Are Feasible Now—Futuristic Applications that Are Not Yet Feasible—Networking—Databases	208
10	Utility Programs Multipurpose Programs—Utility Subroutines	220
11	Miscellaneous Applications Computers and the Humanities—Aid to the Handicapped—Test Your Typing Speed—Maintenance of Organization Records—Co-op Scheduling and Finances—Tailor's Calculations—Phone Code—Brainstormer—Source Index—People Matching—Greeting Card Producer—Contests—Handwriting Analysis—Fifty Miscellaneous Applications	225
	Appendix Software Source Books	235
	Glossary	238
	Index	240

Acknowledgments

I would like to thank the following people for suggesting ideas and improvements or providing material: Steve Witham, Larry Hughes, Jack Atwater, George Gross, Dr. E.P. Miles and his associates, Janis Qualls, Dr. and Mrs. Robert Sawusch, Bob Johnson, Dwight Sawusch, Ed Manning, and Louis Brasovan. I thank the many readers who kindly sent letters suggesting improvements

and have incorporated these changes whenever possible.

The following firms also provided illustrative material for the book: AMI Corp., Bally Manufacturing, Colorado Video, Inc., Compucolor Corp., Computer Portraits, Inc., Video Brain Corp., ECD Corp., Interstate Electronics Corp., RCA, Magnavox, and Apple Computer Corp.

Preface

Every good book begins with a bit of historical perspective, as does this one, although it does not necessarily follow that this is a good book. However, the phenomenal success of *1001 Things To Do With Your Personal Computer*, with over 100,000 copies in print, indicates a need for the information it has provided. Since the time of publication of the first book, nothing short of a revolution has taken place. Personal computers have joined the American love affair with the television and automobile and now occupy a coveted spot in more than five

million homes. Many of the applications in my first book are now commercially-available programs; the home computer software market now includes some 50,000 entries, a bewildering assortment of programs for those from every walk of life.

The continued unawareness of the large number of applications a personal computer can be used for has prompted me to prepare this expanded second book, which is fully updated and includes many new BASIC programs and ideas.

Introduction

“What can it do for me?” This is probably one of the most common yet subtly annoying questions asked by the would-be customer of the personal computer salesman, sometimes leaving him speechless. It is a difficult question, to be sure. It’s certainly much easier and lucrative to expound on the advantages of this computer versus that one “because it has 64K.” Enter this book—a unique, comprehensive guide to the marvelous (yet scarcely explored elsewhere) home computer applications that in the words of the media, “will greatly change the way you live and work.” It’s not just a “how-to-do-it” book, but a “what to do” book; over 1000 different imaginative ideas are presented and explained herein on the premise that one idea spawns another.

Not only the salesman, but the personal computer manufacturers themselves are often insecure about just *what* can be done with their product. The standard, meager manual on BASIC and perhaps a few sample programs come with their computer, but little of reassurance about applications is included, leaving the buyer in a quandary. Something is missing from the whole brave new world he had

breathlessly imagined. No, the video display, keyboard, cables, papers, and other paraphernalia is probably all there and functional. It’s the *applications* that are missing. You didn’t buy a computer as a conversation piece, to keep up with the Joneses, or because it had 64K; you bought it as a gadget of the future, an appliance of the mind, the ultimate game machine, an adult pacifier, or a business partner; you got it to save the world from another computer illiterate, or you wanted it to save something—be it time, effort, headaches, or money.

There is good news. Among the seemingly endless numbers of personal computing books available today, this book remains a unique browser’s catalog of potential applications for your computer. Allow it to spawn, identify, and tailor new uses for your system and to serve as an operator’s manual for *the* appliance that is your mind. It provides the background you need to become more adept, more versatile, and more creative in using your computer’s problem-solving capabilities. As an *idea* book, it will stimulate your

own creativity, helping you stretch your own limits and those of your system; the usefulness of your computer will be limited only by your ingenuity. I venture to say that virtually all the uses to which personal computers are being put today are discussed briefly or illustrated within this cookbook, save the *pate de foie de volaille*, that is, the more restricted, specialized uses (although there are many of those inside, too).

Lest I be accused of exaggeration, I'll amend the above claim to "virtually *almost* all of the applications . . ." and invite readers to send in their latest mousetrap, regardless of whether or not the world is beating a path to their door.

This book should appeal to anyone interested in or owning a microcomputer—on three levels. The *skeptical buyer* may use it in deciding whether the possible applications will justify the cost of a computer, or he may use it to decide between various brands of computers on the basis of the software available for a listed application. The *person interested in using computers* but not in programming can use this book as a source of applications that may warrant further investigation, or he can type in the many BASIC programs for his computer included within. The *advanced personal computer user* has the opportunity to sharpen his programming skills using the many useful, interesting, and often challenging program suggestions found throughout the book or to develop commercial software for the burgeoning microcomputer market.

Your computer is an extension of your mind, a mind appliance. Use it to do complex calculations you would not have previously done manually (for example, the amateur or professional photographer may calculate more precise values for camera settings to achieve a certain effect). Examples of simple formulas are presented herein and are intended to be part of larger, more complex programs to be written for your own personal application. In some cases, due to space regulations, the advanced reader is left to find the information necessary to write a program based on an idea given; all information should be readily available at a local library. In other cases, the program itself or the formulas

and methods necessary to write the program are provided to illustrate an idea and set you on the right track. Analyze and adapt the program within; learn to write an applied program.

Some of the program ideas are intended not only for microcomputers, but for programmable calculators as well. Although anyone who has programmed a calculator will realize the tremendous advantages of a microcomputer system, the programmable calculator does have its place. For those applications where portability is important (for example, marine navigation), the calculator comes in handy.

Promises, promises—that's all you can hear from the alluring ads and articles generating countless wonders from a personal computer at the tap of a key. Everything from tending your garden to filling out form 1040 has been claimed as a time- or cost-justifying excuse to buy a computer. Yet these applications are often genuinely easier, faster, or cheaper to do by hand. This has led to the claim by newspaper and magazine critics that computers are not the common man's electronic panacea and are, at best, toys for the man who has everything, the computer hacker, the math wiz, or the gadget freak. There is a bit of truth to this assertion. It's certainly possible that you don't need a personal computer at all (skip ahead if you've already taken the plunge). The time-honored means of managing a household—typewriter, file folders, index cards, address book, check-book, bulletin board—can often perform just as well as or better than their computerized equivalents. It's senseless to patiently spend 15 minutes loading and reloading programs, referencing commands, and remembering keywords, only to eventually call up your spouse's birthday. Likewise, it wouldn't be practical to use a \$2000 computer for the purpose of computing your automotive miles per gallon or to store a couple dozen recipes; miles per gallon can easily be computed in your head; index cards are much better for storing a typical small collection of recipes and can be thumbed with wet or sticky hands. A checkbook can be carried along and filled out on the spot—not an easy match for a home computer.

“But,” you say, “I see some of those applications listed in this book,” and you may have the urge to fold, spindle, or mutilate this page. The answer to this seeming contradiction is that these applications are practical uses of a computer for *some* people. For instance, if you ran a delivery service, a miles per gallon calculating program that included statistical analysis for each truck and driver could be useful in improving efficiency. If you happen to be a professional chef or gourmet cook, you might need a computer program that could automatically organize hundreds of recipes and even calculate the amount of each ingredient necessary for a given number of people. Using a computer to balance a checkbook would be a case of electronic overkill. However, a program fed with your financial data on a regular basis could serve as your personal accountant, giving you a rundown on clothing costs for each individual family member, a comparison of monthly utility bills, and a complete year-end list of tax-deductible expenditures—and yes, your bank balance.


Impractical programs thus become practical in specialized applications, as interesting, educational examples of programming, and as idea stimulators

for better applications. Therefore they are included in this book, but with a warning that they can often be considerably more time and effort consuming than the old-fashioned way.

It is when the size of your project or hobby becomes large enough that computing can offer solutions. The typewriter is a simple, easy tool for creating short memos; the word processor becomes useful in preparing 100 page theses. When your application demands many mathematical calculations, it's important to consider computing power. However, to many hobbyists, the writing of a program, whether or not it has any real value, is an end in itself. To them, the computer is the most enticing combination crossword puzzle, chess game, Rubik's cube, and balsa-wood airplane kit yet devised.

Within these pages you can discover and exploit the virtually boundless potential inherent in your personal computer. Move *ahead* of the times, extend your reach, open up new avenues of personal growth, enjoy! It is my intention to help you expand your horizons and to answer the paramount question, “What can it do for me?”

Chapter 1



Applications for Everyone

In this increasingly complex world, a personal computer is most useful in organizing and simplifying the minutia of everyday life. In this chapter you will find an eclectic collection of applications for everyone, each designed to streamline daily life.

PERSONAL REFERENCE SOURCE

Reference information that is often referred to but too complex to memorize could be stored for instant retrieval. Possibilities are endless, but examples of charts, tables, and lists that have been stored in personal computers include

1. Calories and nutritional content of selected foods.
2. Appointment itinerary.
3. Important articles and books (stored by author, title, topic, and date).
4. Sports statistics, amateur or professional.
5. Product sources, specifications, and prices from various suppliers for comparison.
6. Names, addresses, and phone numbers.
7. Stock market data including name, symbol, shares, price, and historical data.
8. Recipes and shopping lists.
9. Postal and shipping rates, requirements, and regulations for the businessman.
10. Metric conversions and information.
11. Time differences and phone rates between cities.
12. Words commonly misspelled or misused (as a quick reference for writers).
13. Ham Radio log of contacts, locations, and times.
14. Collection inventory, including name of item, age, values, and identifying information.
15. Private pilot flight planning data.
16. Household inventory for insurance and financial purposes.
17. Astronomical and astrological data.
18. Things to be done, ordered, or checked with times available and deadlines.
19. Fishing log.
20. Quotations by topic and source.
21. References from literature, the Bible, and so on.

22. Dates of birthdays, anniversaries, and other special occasions.
23. Automotive service information, especially for business car fleets.
24. Patient laboratory data over time, differential diagnoses, or drugs for physicians.
25. Credit cards, with numbers to call in the event of theft.
26. Safety deposit box contents.
27. Physical contents, chemical data, formulae.
28. Emergency phone numbers.
29. Poison antidotes.
30. Computer software/hardware comparisons.
31. Cumulative weather data.
32. Abbreviations.
33. Wire information for the the connoisseur.
34. Horse racing statistics.
35. Anecdotal material for those obliged to make speeches.
36. Insurance policy inventory including coverage, cost, account numbers, and deductibles for house, car, health, and other kinds of insurance.

This list isn't exhaustive, and only a few of these applications may be of use to you, but it serves to illustrate the multiple possibilities primarily involving the storage of information. How would you store this information? Use the *Electronic Memorandum* program Listing 1-1, or the *Data Base Demonstration* program, Listing 1-14, for your own tailor-made application.

THE ELECTRONIC MEMORANDUM PROGRAM

In Listing 1-1 you will find a program that

should be useful to everyone; think of it as a memory extension. The program allows you to store any type of information (household, business, financial) under a "keyword" for instant retrieval at a later date. For instance, if you had an appointment on a certain date, the pertinent information could be stored under the keyword "9/11/85;" on that date you would simply type "9/11/85" to receive a printout of all appointments or reminders stored under that keyword. Likewise, a reminder for an annual occasion could be entered under a keyword specifying only the month and day. Keywords may be dates or words such as "MARKS BIRTHDAY." Telephone numbers, business contacts, important dates, and many other bulletin-board type scraps of information could be stored so that they could not be forgotten or misplaced. This information could include the number and expiration date of your driver's license, the serial numbers of credit cards (and who to notify if they are lost), expense account information, information about insurance policies, warranty information on all appliances, names and addresses of dealers, magazine subscription dates, handy home repair tips (for example, the size of the air conditioner filter), lock combinations, special codes, the method of resetting a digital watch, Christmas gifts and to whom they were given, eyeglass prescription, and so on *ad infinitum*. Additionally, information may be stored under more than one keyword to ensure the ability to retrieve it.

This program is designed for use with floppy disks. It could be changed for use with a cassette, but this would be undesirable because of the amount of time needed to access the information. The program requires 6.3K of memory.

Listing 1-1: The Electronic Memorandum Program.

```

10 CLEAR
20 CH$ = CHR$ (4):CR$ = CHR$ (1
3)
30 HOME
40 PRINT "ELECTRONIC MEMORANDUM"

50 REM E$=FLAG TO INDICATE WHE
   THER DATA ID HAS BEEN USED
60 REM Z=ID NUMBER FOR ENTRY
70 REM M AND M$ USED TO COUNT
   ITEMS PRINTED TO SCREEN
80 INPUT "HAVE YOU INITIALIZED T
   HIS PROGRAM (Y/N)?";A1$
83 IF A1$ = "N" THEN 1350
85 REM
90 HOME

```

```

100 PRINT "SELECT AN OPTION:"
110 PRINT "COMMAND","FUNCTION": PRINT
120 PRINT "INPUT";: HTAB (10): PRINT
    "INPUT A NEW ITEM"
130 PRINT "CAT";: HTAB (10): PRINT
    "GENERATE A CATALOG OF COMMO
    N"
135 HTAB (10): PRINT "ENTRIES"
140 PRINT "FIND";: HTAB (10): PRINT
    "FIND A PREVIOUSLY STORED IT
    EM"
150 PRINT "REDO";: HTAB (10): PRINT
    "EDIT A PREVIOUSLY STORED IT
    EM"
160 PRINT "DEL";: HTAB (10): PRINT
    "DELETE A PREVIOUSLY STORED
    ITEM"
170 PRINT "END";: HTAB (10): PRINT
    "END THE PROGRAM"
180 INPUT A$
190 IF A$ = "INPUT" THEN 270
200 IF A$ = "CAT" THEN 660
210 IF A$ = "FIND" THEN 960
220 IF A$ = "REDO" THEN 460
230 IF A$ = "DEL" THEN 1140
240 IF A$ = "END" THEN END
250 PRINT "ILLEGAL COMMAND--PLEA
    SE ENTER ONE OF THE FOLLOWIN
    G:"
260 GOTO 110
265 REM ROUTINE TO INPUT DATA
270 INPUT "ENTER A KEYWORD (MAY
    BE UP TO 20 LETTERS LONG)";B$
280 IF LEN (B$) > 20 THEN 270
285 REM LINES 290-310 ARE FOR
    VERIFICATION OF DATA WHEN IN
    PUTTING; YOU MAY WISH TO DEL
    ETE THESE LINES TO SAVE TIME
    WHEN INPUTTING
290 PRINT "IS THIS CORRECT (1=YES
    S,2=NO)";B$
300 INPUT D
310 IF D > < 1 THEN 270
320 INPUT "ENTER THE DATA FOR TH
    IS RECORD (MAY BE UP TO 105
    LETTERS LONG--DO NOT USE COM
    MAS IN YOUR ENTRY)";C$
330 IF LEN (C$) > 105 THEN 320
340 D$ = LEFT$ (B$,1) + "*"
350 PRINT CH$;"CLOSE"
360 PRINT CH$;"OPEN ";D$;"L128"
    : PRINT CH$;"READ ";D$;"RO"
    : INPUT LF: PRINT CH$
365 Z = 1: IF LF = 0 THEN LF = 1:
    GOTO 400
380 PRINT CH$;"READ ";D$;"R";Z:
    INPUT E$: REM FINDING UNU
    SED RECORD NUMBER
385 IF E$ < > "999" THEN 400
390 IF E$ = "999" THEN Z = Z + 1
    : IF Z = LF + 1 THEN LF = LF
    + 1: GOTO 400
395 GOTO 380
400 F$ = B$
410 G$ = C$
420 E$ = "999": REM LABELLING
    THIS RECORD NUMBER AS USED
425 IF Z > LF THEN LF = Z
430 PRINT CH$;"WRITE ";D$;"R";Z
    : PRINT E$;CR$;F$;CR$;G$: PRINT
    CH$: REM STORING ENTRY
435 PRINT CH$;"WRITE ";D$;"RO":
    PRINT LF: PRINT CH$
440 PRINT CH$;"CLOSE"
450 GOTO 90
455 REM ROUTINE TO EDIT DATA
460 INPUT "ENTER THE KEYWORD FOR
    THE DATA TO BE EDITED: ";B$
470 D$ = LEFT$ (B$,1) + "*"
480 PRINT CH$;"CLOSE":Z = 1
490 PRINT CH$;"OPEN ";D$;"L128"
    : PRINT CH$;"READ ";D$;"RO"
    : INPUT LF: PRINT CH$: IF LF
    = 0 THEN PRINT "FILE END":
    PRINT CH$;"CLOSE": GOTO 100
500 REM
510 IF Z = LF + 1 THEN PRINT "F
    ILE END": PRINT CH$;"CLOSE":
    GOTO 100
520 PRINT CH$;"READ ";D$;"R";Z:
    INPUT E$,F$,G$: PRINT CH$
530 IF E$ < > "999" THEN Z = Z +
    1: GOTO 500: REM IF NO ENT
    RY GO ON
540 IF LEFT$ (F$, LEN (B$)) > <
    B$ THEN Z = Z + 1: GOTO 500:
    REM IF NO MATCH GO ON
550 HOME
560 PRINT "MEMORANDUM:"
570 PRINT G$: PRINT
580 INPUT "DO YOU WISH TO EDIT T
    HIS ITEM (1=YES, 2=NO)";Y
590 IF Y < > 1 THEN Z = Z + 1: GOTO
    500
600 INPUT "RE-ENTER ALL DATA:";C
    $
610 IF LEN (C$) > 105 THEN PRINT
    "DATA TOO LONG--MUST BE LESS
    THAN 105 LETTERS." GOTO 600
620 G$ = C$:F$ = B$:E$ = "999"
630 PRINT CH$;"WRITE ";D$;"R";Z

```

```

: PRINT E$;CR$;F$;CR$;G$: PRINT
CH$
640 INPUT "EDIT ANOTHER ITEM WIT
H THIS KEYWORD (1=YES, 2=NO)
";Y
650 Z = Z + 1: IF Y < > 1 THEN PRINT
CH$;"WRITE ";D$;"RO": PRINT
LF: PRINT CH$: PRINT CH$;"CL
OSE": GOTO 100
653 GOTO 500
655 REM ROUTINE TO LIST CATALO
G OF ENTRIES
660 PRINT "SELECT: 1)LIST A CATA
LOG OF ALL ITEMS ON FILE"
670 PRINT "      2)LIST ALL IT
EMS WITH A"
675 HTAB (11): INPUT "SPECIFIED
KEYWORD ";Y
680 ON Y GOTO 810,690
690 INPUT "ENTER THE KEYWORD ";H
$
700 D$ = LEFT$ (H$,1) + "*"
710 PRINT CH$;"CLOSE":Z = 1:M =
1: PRINT : PRINT "ITEM #","I
TEM"
720 PRINT CH$;"OPEN ";D$;"L128"
: PRINT CH$;"READ ";D$;"RO"
: INPUT LF: PRINT CH$: IF LF
= 0 THEN PRINT "FILE END":
PRINT CH$;"CLOSE": GOTO 100
730 IF Z = LF + 1 THEN PRINT "-
-----": PRINT : PRINT
CH$;"CLOSE": GOTO 100
740 PRINT CH$;"READ ";D$;"R";Z:
INPUT E$,F$,G$: PRINT CH$
750 REM
760 IF E$ < > "999" THEN Z = Z +
1: GOTO 730
770 PRINT Z,F$:M = M + 1
780 IF INT (M / 17) = M / 17 THEN
INPUT "MORE TO COME; PRESS
ENTER WHEN READY:";M$
790 Z = Z + 1
800 GOTO 730
810 HOME
820 PRINT "RECORD #","KEYWORD"
830 X = 65
840 J$ = CHR$ (X)
850 D$ = J$ + "*"
860 Z = 1
870 PRINT CH$;"CLOSE"
880 PRINT CH$;"OPEN ";D$;"L128"
: PRINT CH$;"READ ";D$;"RO"
: INPUT LF: PRINT CH$: IF LF
> 0 THEN 900
881 IF LF = 0 THEN X = X + 1: PRINT
CH$;"CLOSE": PRINT CH$

```

```

882 IF X < = 90 THEN GOTO 840
885 IF X > 90 THEN PRINT CH$;"C
LOSE": GOTO 100
890 REM
900 IF Z = LF + 1 THEN X = X + 1
: PRINT CH$;"CLOSE": PRINT C
H$: IF X < = 90 THEN GOTO
840
905 IF X > 90 THEN PRINT CH$;"C
LOSE": GOTO 100
910 PRINT CH$;"READ ";D$;"R";Z:
INPUT E$,F$,G$: PRINT CH$
920 IF E$ < > "999" THEN Z = Z +
1: GOTO 890
930 PRINT Z,F$
940 Z = Z + 1
950 GOTO 890
960 HOME : REM ROUTINE TO FIND
SELECTED DATA
970 INPUT "ENTER KEYWORD ";B$
980 D$ = LEFT$ (B$,1) + "*"
990 PRINT CH$;"CLOSE":Z = 1
1000 PRINT CH$;"OPEN ";D$;"L128"
: PRINT CH$;"READ ";D$;"RO"
: INPUT LF: PRINT CH$: IF L
F = 0 THEN PRINT "FILE END"
: PRINT CH$;"CLOSE": GOTO 10
0
1010 IF Z = LF + 1 THEN PRINT "
FILE END": INPUT "PRESS ENTE
R TO CONTINUE";M$: PRINT CH$
;"CLOSE": HOME : GOTO 100
1020 REM
1030 PRINT CH$;"READ ";D$;"R";Z
: INPUT E$,F$,G$: PRINT CH$
1040 IF LEFT$ (F$, LEN (B$)) =
B$ THEN 1080
1050 IF E$ < > "999" THEN Z = Z
+ 1: GOTO 1010
1060 Z = Z + 1
1070 GOTO 1010
1080 PRINT "KEYWORD:";F$,"ITEM #
:";Z
1090 PRINT G$
1100 PRINT
1110 Z = Z + 1:M = M + 1
1120 IF INT (M / 5) = M / 5 THEN
INPUT "MORE TO COME; PRESS
ENTER WHEN READY";M$
1130 GOTO 1010
1140 HOME : REM DELETE A RECORD
1150 INPUT "ENTER KEYWORD,RECORD
NUMBER: ";B$,Z
1160 D$ = LEFT$ (B$,1) + "*"
1170 PRINT CH$;"CLOSE"
1180 PRINT CH$;"OPEN ";D$;"L128"

```


Listing 1-2: The Random Access Sample Routine.

```
10 HOME : REM OPEN A FILE FOR RANDOM ACCESS USING BUFFER #1 NAMED "FILE"
15 INPUT "INITIALIZE FILE FIRST TIME <YES OR NO>";A$
17 IF A$ < > "Y" AND A$ < > "YES" THEN GOTO 25
20 PRINT CHR$ (4);"OPEN FILE,L80": REM INITIALIZE FILE
22 PRINT CHR$ (4);"WRITE FILE,R0": PRINT 0: PRINT CHR$ (4);"CLOSE"
25 PRINT CHR$ (4);"OPEN FILE,L80": REM READ FILE SIZE
27 PRINT CHR$ (4);"READ FILE,R0": INPUT N: PRINT CHR$ (4)
67 X = 1: GOTO 120
70 REM IF REACH END OF FILE, THEN END SEARCH
80 IF X > N THEN GOTO 500
90 REM INCREMENT FILE COUNTER
100 X = X + 1
110 REM READ THE NEXT ENTRY INTO BUFFER #1
120 PRINT CHR$ (4);"READ FILE,R":X
125 INPUT NM$,MG$,VL$,DT$,C1$,C2$,WH$,AU$: PRINT CHR$ (4)
130 REM IS THE AUTHOR "SMITH"? IF SO, PRINT OUT THAT ENTRY
140 IF AU$ = "SMITH" THEN PRINT NM$,MG$,VL$,DT$,C1$,C2$,WH$,AU$
150 REM INCREMENT COUNTER
160 X = X + 1: GOTO 80
500 PRINT CHR$ (4);"WRITE FILE,R0": PRINT N
510 PRINT CHR$ (4);"CLOSE": REM CONTINUE PROGRAM FROM HERE...
```

Likewise, the computer could examine more than one field to limit the search to more specific entries. As an example, you could request a list of all articles published after 1980 concerning the stock market. The computer would search both the category and date fields for data meeting these requirements. A listing of all the information concerning each item would be outputted at the conclusion of the search. Floppy disks or high-speed random access cassettes are best-suited for this application.

WORD PROCESSING

Pencil and paper have never been the ideal servants of the mind. Paper refuses to accept instant changes at the whim of the writer. Instead, the writer must resort to erasing, inserting, cutting, and pasting.

But no longer are we restricted to pencil and paper. Word-processing programs can allow rearrangement of words at the touch of a finger; erasures are of the past. Correction fluid has likewise been replaced by the DELETE key. Word processors give you the ability to write spontaneously. Whereas most people try to edit their words before committing them to paper, the advent of word pro-

cessors allows you to type as you think, and later rearrange words, sentences, and paragraphs in a painless fashion. Thus, the writer can make his ideas concrete by displaying them on the video screen and later concern himself with the grammatical aspects, before printing out a manuscript. Many writers feel that this enhances their creativity and makes writing easier and more enjoyable.

After your manuscript, letters, or documents are corrected on the video screen, you may assign various codes determining page widths, page lengths, page numbering, margins, and so on; the printer will reproduce the document perfectly, as you have specified. You can then edit the document and print it out again, without having to devote time and effort to retyping it. Additionally, this information can be stored on a floppy disk for later review and retrieval.

Anyone who writes professionally or composes a letter each day, should investigate the use of a word processor. Most are very easy to use and can be tremendous time, labor, and money savers. Many experts consider this application one of the most useful for personal computer owners.

With most word processors you can:

- Block Move. This feature lets you move pieces of

your text—from a word to several paragraphs—around like blocks. You can also delete a block at whatever point you designate, and the rest of the text will fill in the “hole.” Or, conversely, you can add new blocks at any point. Think of a word processor as a food processor of writing, capable of slicing, chopping, and dicing the language with ease.

- **Word Wrap.** As you type on a word processor you can forget hitting the carriage return key at the end of each line, as the computer automatically puts as many words as possible on one line and then starts a new one. This, in computerese, is called *word wrap*.
- **Search and Replace.** You can instruct the word-processor program to search the entire text or a portion of it for the occurrence of a particular word or phrase. Suppose you would like to correct a misspelled name throughout a six page letter: just type in the name as you misspelled it and again as spelled correctly; the program will automatically correct this error throughout the text. The search command may also be used to rapidly locate a section in a large manuscript.
- **Typeover.** When you want to substitute one word or phrase for another, you can type your change right over the existing text, and the unwanted letters will vanish as the new ones appear to fill their places.
- **Justify.** Some programs will automatically adjust the spacing between words or letters so that each line can be printed out at the same length. This process is called *right justification*. Left justification simply means that the lines are aligned at the left margin as usual, although some programs can create special effects by aligning text only at the right margin or by centering all text.

These are the most basic features found on

word processing programs. Many other special features come with certain word-processing packages. For example, a *mouse* can be used to position the cursor at any point on the screen to facilitate editing. An automatic directory program can check the spelling of each word you write against its vocabulary and make corrections. An automatic thesaurus program can, at your command, display five to ten synonyms for thousands of common English words. Other programs are designed to correct faulty grammar—for those who don't mind having a computerized English teacher—or allow you to design type fonts and integrate graphs and pictures with your text. Several typesetting firms will also accept word processor output directly via modem or floppy disk for instant, money-saving typesetting jobs.

LETTER WRITING

A specialized text editor, designed to edit and format your letters, could expedite the process considerably. For example, if you are writing a business letter, the address of the recipient could be stored when it is typed at the beginning of the letter and later recalled to print the envelope. If you are writing the same letter to several people, the body could be stored in the computer. You need type only the addresses and other personalized information, and this information would be integrated with the text to form a complete letter. Additionally, the editing features of a word processor facilitate the correction of mistakes while you are entering the body of the letter or the personalized information. A mailing list program can be integrated with such a program to automatically produce personalized letters. A program to prepare a personalized form letter is presented in Listing 1-3.

Listing 1-3: The Specialized Word-Processor Program

```
5 HOME
8 LIST 690
10 PRINT " SPECIALIZED WORD PROC
    ESSOR--"
15 PRINT "WRITES LETTERS"
20 CLEAR

30 DIM A$(500)
35 PRINT "CHANGE LINES 460 - 490
    TO PERSONALIZE PROGRAM":
    PRINT
40 PRINT "ENTER THE DATE ";: GOSUB
    1000:D$ = TL$
```

```

50 INPUT "ENTER RECIPIENT'S NAME
   ";D1$
60 PRINT "ENTER COMPANY NAME OR
   TITLE (PRESS ENTER IF NONE)
   ": GOSUB 1000:C$ = TL$
70 INPUT "ENTER STREET ADDRESS "
   ";N1$
80 PRINT "ENTER TOWN, STATE ZIP
   ": GOSUB 1000:T1$ = TL$
90 INPUT "ENTER NAME FOR LETTER
   ADDRESS (DEAR ----) ";A1$
100 PRINT "ENTER SUCCESSIVE LINE
   S FOR THE BODY. IF YOU MA
   KE AN ERROR ON"
110 PRINT "A LINE AND WOULD LIKE
   TO CORRECT IT ENTER '#'
   AND THE NUMBER"
120 PRINT "OF THE LINE (E.G. #5)
   AS ANY OTHER LINE."
130 PRINT "TYPE 'END' TO PRINT O
   UT A COPY"
140 FOR X = 1 TO 500
150 PRINT "#";X
160 GOSUB 1000:A$(X) = TL$
170 IF LEFT$(A$(X),1) = "#" THEN
   500
180 IF A$(X) = "END" THEN 200
190 NEXT X:X = X - 1
200 PRINT : INPUT "READY PRINTER
   TO OUTPUT LETTER;PRESS RETU
   RN WHEN READY";G$
205 POKE 33,33: PR# 1
210 PRINT : PRINT : PRINT : PRINT

220 HTAB (40): FOR X = 1 TO 15: PRINT
   " ";: NEXT : PRINT D$
230 READ N$,A$,T2$,A2$
240 HTAB (40): FOR X = 1 TO 15: PRINT
   " ";: NEXT : PRINT T2$
250 HTAB (40): FOR X = 1 TO 15: PRINT
   " ";: NEXT : PRINT A2$
260 PRINT : PRINT
270 HTAB (5): PRINT D1$
280 IF C$ < > "" THEN HTAB (5)
   : PRINT C$
290 HTAB (5): PRINT N1$
300 HTAB (5): PRINT T1$
310 PRINT : PRINT
320 HTAB (5): PRINT "DEAR ";A1$;
   ":"
330 PRINT
340 FOR B = 1 TO X - 2
345 IF A$(B) = "END" THEN 370
350 HTAB (5): PRINT A$(B)
360 NEXT B
370 C = 23 + B
380 PRINT

390 PRINT
400 HTAB (40): FOR X = 1 TO 15: PRINT
   " ";: NEXT : PRINT "CORDIAL
   L
   Y,"
410 PRINT
420 PRINT
430 HTAB (40): FOR X = 1 TO 15: PRINT
   " ";: NEXT : PRINT N$
440 IF A$ < > "X" THEN HTAB (4
   0): FOR X = 1 TO 15: PRINT "
   ";: NEXT : PRINT A$
450 REM ENTER YOUR ADDRESS HERE

455 PRINT : PRINT : PRINT : PRINT
   : PRINT : PR# 0: POKE 33,40:
   INPUT "PRINT ANOTHER COPY (
   Y/N)";A$: IF A$ = "Y" THEN RESTORE :
   GOTO 200
457 INPUT "START NEW LETTER (Y/N
   )";A$: IF A$ < > "Y" THEN END

458 IF A$ = "Y" THEN RESTORE : GOTO
   40
460 DATA JOHN DOE
470 DATA CITIZEN: REM IF NO TI
   TLE PUT 'X' HERE
475 REM : IF NO TITLE PUT 'X' IN
   PLACE OF CITIZEN IN LINE 47
   0
480 DATA 321 ANYSTREET WEST
490 DATA NEW YORK NY 10036
500 REM EDIT ROUTINE
510 Y = VAL ( RIGHT$( A$(X), LEN
   (A$(X)) - 1))
520 INPUT "SELECT:1)RE-ENTER ENT
   IRE LINE, 2) EDIT ";A
530 ON A GOTO 540,560
540 GOSUB 1000:A$(Y) = TL$
550 X = X - 1: GOTO 190
560 C = 1
570 PRINT " USE SPACE BAR TO SEA
   RCH THROUGH LINE"
580 PRINT " USE 'D' TO DELETE A
   CHARACTER"
590 PRINT " USE 'I' TO INSERT CH
   ARACTERS; TYPE INSERTIONS AF
   TER '?' THEN PRESS RETURN"
600 PRINT " USE 'L' TO LIST A LI
   NE NOW OR WHENEVER YOU WANT
   TO SEE THE RESULT OF EDITS"
610 PRINT " USE 'B' TO BACKSPACE
   AND 'ENTER' TO END"
620 PRINT "PRESS RETURN TO END E
   DIT"
630 FOR Q = 1 TO 10000
635 QS = PEEK ( - 16384) - 128: REM
   SEARCHES FOR KEYBOARD ENTRIES

```

```

640 IF QS = 32 THEN M = M + 1: C =
    C + 1: I$ = MID$(A$(Y), M, 1)
    : PRINT I$; : POKE - 16368, 0

650 IF QS = 76 THEN PRINT : PRINT
    A$(Y): C = 1: M = 0: POKE - 1
    6368, 0

660 IF QS = 73 THEN POKE - 163
    68, 0: INPUT J$: A$(Y) = LEFT$(
    A$(Y), C - 1) + J$ + RIGHT$(
    A$(Y), LEN(A$(Y)) - C + 1)

665 IF J$ = " " THEN A$(Y) = LEFT$(
    A$(Y), C - 1) + " " + RIGHT$(
    A$(Y), LEN(A$(Y)) - C + 1)

670 IF QS = 68 THEN A$(Y) = LEFT$(
    A$(Y), C - 1) + RIGHT$(A$(
    Y), LEN(A$(Y)) - C): POKE -
    16368, 0

680 IF QS = 66 THEN C = C - 1: PRINT
    CHR$(8): POKE - 16368, 0

690 IF QS = 13 THEN POKE - 163
    68, 0: PRINT : PRINT A$(Y): GOTO
    550

700 NEXT Q
950 GOTO 560
1000 TL$ = ""
1005 GET GT$: IF GT$ = "" THEN 1
    000
1010 IF GT$ = CHR$(13) THEN CT
    = 0: GOTO 1040
1015 CT = CT + 1: IF CT = 70 THEN
    PRINT CHR$(7): REM TYPE
    WRITER B          ELL
1017 IF CT = 76 THEN GT$ = CHR$(
    13): GOTO 1010
1020 TL$ = TL$ + GT$: PRINT GT$:
1030 GOTO 1005
1040 PRINT "": RETURN

```

CATEGORIZING INFORMATION

The purpose of the *subroutine* in Listing 1-4 is to categorize information stored in random access format on a floppy disk. Data is stored on disk with, for instance, a 10 character keyword preceding 240 characters of descriptive information (many random access disk systems have a string length limit of 255 total characters). The subroutine searches through the disk files to find and print all entries having a given keyword. This subroutine operates on the same principle as the *Electronic Memorandum* pre-

sented earlier in this chapter, but it is simplified for this application. Listing 1-5 is a simple categorizing program.

Why is a categorizer program useful? Businessmen, writers, and other professionals who need to categorize information for presentations, reports, outlines, or organizational purposes may find that a program incorporating this subroutine is helpful. A similar program was used in the preparation of this book. Many other applications, including categorizing income tax deductions, are possible.

Listing 1-4: The Categorizer Subroutine

```

10 REM CATEGORIZER SUBROUTINE
15 REM USES APPLESOFT DISK BASIC COMMANDS
20 REM INCORPORATE WITH A DATA BASE WHICH STORES INFORMATION
30 REM IN THE FORMAT OF (E.G.) 10 CHARACTERS FOR KEYWORDS
40 REM AND (E.G.) 240 CHARACTERS FOR DESCRIPTIVE INFO
50 REM FILE "DATA" MUST HAVE BEEN INITIALIZED WITH THE LENGTH OF
60 REM FILE STORED IN R0
900 REM SELECT KEYWORD/CATEGORY TO SEARCH FOR
920 HOME
940 PRINT "TO RETURN TO MENU, PRESS CTRL-RESET AND TYPE RUN MENU"
945 PRINT
950 INPUT "ENTER KEYWORD/CATEGORY: "; A$
1000 REM OPEN A FILE FOR RANDOM ACCESS USING FILE NAMED "DATA"
1010 PRINT CHR$(4); "OPEN DATA, L250": PRINT CHR$(4); "READ DATA, R0"
1012 INPUT N: PRINT CHR$(4); X = 1: REM SET FILE COUNTER TO 1 TO BEGIN AT BEG
    INNING OF FILE

```

```

1070 REM IF REACH END OF FILE, THEN END SEARCH
1080 IF X > N THEN GOTO 2000
1090 REM INCREMENT FILE COUNTER
1100 X = X + 1
1110 REM READ THE NEXT ENTRY INTO BUFFER #1
1120 PRINT CHR$ (4);"READ DATA,R";X: INPUT CT$,I1$: PRINT CHR$ (4)
1125 REM IF THIS ITEM IS THE DESIRED CATEGORY, THEN PRINT OUT
1130 IF CT$ = A$ THEN PRINT I1$
1140 REM INCREMENT COUNTER
1150 X = X + 1: GOTO 1080
2000 CLOSE: REM CONTINUE PROGRAM HERE...

```

Listing 1-5. The Categorizer Program

```

5 HOME
10 REM CATEGORIZER PROGRAM FOR
    USE WITH DISK DRIVE
20 CLEAR
25 PRINT CHR$ (4);"OPEN DATA": PRINT
    CHR$ (4);"WRITE DATA": PRINT
    O: PRINT CHR$ (4): PRINT CHR$
    (4);"CLOSE DATA"
30 DIM A$(1000)
40 INPUT "SELECT: 1) ENTER STRIN
    GS, 2) CATEGORIZE, 3) END ";
    A:X = 1
50 ON A GOTO 52,200,400
52 Y = 0: PRINT CHR$ (4);"OPEN D
    ATA": REM SEQUENTIAL FIL
    E FOR INPUT
54 PRINT CHR$ (4);"READ DATA"
56 INPUT A$:Y = Y + 1: PRINT CHR$
    (4)
58 IF A$ = "" THEN A$ = "END": GOTO
    62
60 GOTO 54
62 PRINT CHR$ (4);"CLOSE": PRINT
    CHR$ (4);"OPEN DATA"
64 PRINT CHR$ (4);"POSITION DAT
    A,R";Y - 1: GOTO 70
70 PRINT "ENTER UP TO THREE LINE
    S OF TEXT "
75 PRINT "WITH KEYWORD AT THE BE
    GINNING;"
77 PRINT "DO NOT USE COMMAS."
78 PRINT "PRESS ENTER WITHOUT AN
    ENTRY TO STOP"
80 INPUT A$: REM ACCEPTS STRING
    S WITH EMBEDDED COMMAS
90 PRINT CHR$ (4);"WRITE DATA":
    PRINT A$: PRINT CHR$ (4)
100 IF A$ = "END" THEN GOTO 120
110 PRINT "NEXT ITEM:": GOTO 80
120 PRINT CHR$ (4);"CLOSE": GOTO
    40
200 INPUT "ENTER KEYWORD ";B$
210 PRINT CHR$ (4);"OPEN DATA":
    REM SEQUENTIAL FILE FOR IN
    PUT
220 PRINT CHR$ (4);"READ DATA"
230 INPUT A$: PRINT CHR$ (4): IF
    A$ = "END" THEN PRINT "END
    OF FILE": GOTO 260
240 IF B$ = LEFT$ (A$, LEN (B$)
    ) THEN A$(X) = A$:X = X + 1
250 GOTO 220
260 PRINT CHR$ (4);"CLOSE"
270 INPUT "OUTPUT TO 1) PRINTER
    OR 2) DISPLAY";A
280 ON A GOTO 290,340
290 INPUT "READY PRINTER; PRESS
    ENTER TO CONTINUE";C$
295 PR# 1
300 FOR K = 1 TO X - 1
310 PRINT A$(K)
320 NEXT : PR# 0
330 GOTO 40
340 HOME : FOR K = 1 TO X - 1
350 PRINT A$(K)
360 IF INT (K / 17) = K / 17 THEN
    INPUT "MORE TO COME; PRESS
    ENTER TO CONTINUE";C$: HOME
370 NEXT
380 GOTO 40
400 END

```

A RECIPE INDEX AND CALCULATOR

A collection of your favorite recipes can be stored on your computer for rapid and selective

retrieval. A list of the characteristics of each recipe could be included (for example, time required for preparation, hot or cold, number served, meal

(dinner, lunch, or breakfast), expense, and calories). Using these characteristics, the computer could index recipes and print lists of recipes with a selected characteristic for a special occasion.

A recipe calculator could change the amounts of each ingredient so that the proper amount of the recipe will be made for a given number of people. A simple recipe calculator subroutine is presented in Listing 1-6. It can be used alone or can be incorporated in a recipe database program.

If the costs for various ingredients were stored in your computer, the cost of a given recipe could be instantaneously computed; allowance would also be made for the number of persons to be served. This type of program could be especially useful to those with a sideline or fulltime bakery or catering service, as the costs for any recipe for any number of people can be quickly estimated.

A sample field of information for one recipe is below:

MEATLOAF,	6,	1.5 lb.gr.beef*1cup
		milk*.5cuponion*egg,
name of item	no.	abbreviated
	servings.	ingredients
350	1.5 hr.,	Bill's favorite
oven temp.	bake time	comments

A program to store information used in selecting and mixing *drinks* for instant retrieval could be created. Such a program could even store pictures of the size and shape glasses to use with each drink. The computer could also suggest an appropriate cheese to accompany a selected wine.

ITINERARY ASSISTANT

A list of appointments, deadlines, and various tasks could be stored in a computer and displayed in a specified format to assist you with your itinerary. The electronic memorandum program may be used for this task. Another format could be that of a calendar; each day-block would be filled with things to do. Is there something you must do periodically, but often forget? Program the computer to automatically remind you each time.

A program could also printout a *daily* appointment calendar of your custom design. It could include beginning and ending times, time intervals, and provisions for recording expenses, and comments. Incorporate the day-of-the-week program found in this chapter.

The professional may use a more sophisticated program for the purposes of time billing for clients. The computer can also be used as a medication reminder, signaling with an audible alarm, for those on complex therapeutic regimens.

Listing 1-6: The Recipe Calculator Program

```

5 HOME
10 PRINT "RECIPE CALCULATOR"
20 REM COULD BE IMPROVED TO CONVERT UNITS OF MEASUREMENT (E.G. PINTS TO QUARTS
)
30 INPUT "HOW MANY SERVINGS IS THE ORIGINAL RECIPE INTENDED FOR";S1
40 INPUT "HOW MANY SERVINGS ARE TO BE PREPARED";S2
50 R = S2 / S1
60 N = 1
70 PRINT
80 PRINT "ENTER THE NAME OF EACH INGREDIENT, THE AMOUNT (E.G. MILK, 1, PINT)."

```

PHONE TIMER

When you are making long distance phone calls, keeping track of the elapsed time can save you a considerable amount of money. Usually, the first one or three minutes is charged a flat rate, but for the remainder of the call the charges are updated by the minute. A countdown timer that makes use of a *timing loop*, for example `FOR X = 1 TO 500: NEXT X` (which requires approximately 1 second), can display the amount of time remaining until the next charge. Also, a record could be kept of the number called and the cost for the call, for use with income-tax deductions or for comparison with telephone bill. The program in Listing 1-7 will time your calls and keep track of the charges.

TELEPHONE FILE, DIALER, AND ANSWERING MACHINE

Listings of emergency and frequently used telephone numbers could be stored if the list is sufficiently long to warrant computer search capabilities.

The data strings used to store this information could be formatted as follows:

HOSPITAL,
identifier

AMBULANCE,
additional
related identifier
(to cross-reference)

643-1998 * 643-1997
tel. numbers

Listing 1-7: The Telephone Call Timer Program

```
5 GET A$: HOME
10 PRINT "LONG DISTANCE TELEPHONE CALL TALLY"
20 INPUT "NEED TELEPHONE TIPS?";A$
30 IF A$ = "Y" OR A$ = "YES" THEN 300
40 PRINT "TELEPHONE COST TALLY"
50 INPUT "IS THIS AN OPERATOR ASSISTED CALL?";A$
60 IF A$ = "YES" THEN D = 1: GOTO 70
65 D = 0
70 INPUT "ENTER INITIAL FLAT RATE ";B
80 INPUT "ENTER ADDITIONAL CHARGE PER MINUTE ";C
90 INPUT "ENTER DISCOUNT AS A PERCENTAGE# ";D
95 D = 100 - D
100 D = D * .01: IF D = 0 THEN D = 1
110 PRINT "TO BEGIN TIMING PRESS 'RETURN' "
120 PRINT "TO END TIMING PRESS RESET"
125 PRINT "THE PROGRAM WILL THEN END"
130 INPUT A$
135 HOME
140 VTAB 2: PRINT "ELAPSED MINUTES", "SECONDS TO ADD CHARGE": VTAB 4: PRINT "CURRENT COST"
150 S = 60: B1 = B * D
160 VTAB 3: PRINT T, S: VTAB 5: PRINT B1
165 REM LINE 170 ACTS AS A TIMING LOOP; ADJUST TO YOUR BASIC
170 FOR X = 1 TO 800: NEXT X
180 S = S - 1: IF S = 9 THEN VTAB 3: PRINT , " "
190 IF S = 0 THEN T = T + 1: S = 60: GOTO 200
195 GOTO 160
200 IF (D = 1) AND (T < 3) THEN 160
210 B1 = B1 + C * D
220 GOTO 160
300 PRINT "THE FLAT RATE FOR OPERATOR ASSISTED CALLS IS FOR THE FIRST "
310 PRINT "3 MIN AND FOR THE FIRST MIN. ON DIRECT DIAL CALLS"
320 PRINT "DISCOUNT TIMES FOR CALLING ARE:"
330 PRINT "65%-8 AM -5 PM SUNDAY/ 8AM-11PM SAT- URDAY/11PM-8AM NIGHTLY"
340 PRINT "35%-8AM-11PM ON HOLIDAYS/5PM-11PM SUN- DAY-FRIDAY"
350 PRINT : GOTO 40
```

For those with a hardware bent, the addition of a pulse or tone dialing circuit for a modem with automatic dialing capability could allow a computer to search and then automatically dial a desired number. In connection with a burglar/security alarm system, the computer could be instructed to dial the police or fire departments and deliver a tape-recorded message. You could also construct a computer-controlled, programmable telephone answering machine with capabilities far exceeding those on the market.

GREETING CARD/INVITATION LIST

A mailing-list program could be used to address your Christmas greeting cards. If your list is large enough, the computer could sort zip codes, allowing you to send your cards under the bulk mail rate. (This would probably only be practical for businesses with large customer files.) Additionally, the computer could print a short "hello" note on the back of each card. The same idea could be applied to producing an invitation list for a party or meeting.

Similarly, a list of dates of birthdays and anniversaries could be stored and each month could remind you of the important dates for the upcoming month.

PERSONAL TIME MANAGEMENT SYSTEM

A personal time management system would assist you in planning the most effective schedule for completing a list of tasks. Input could include the description of each goal, the priority of that goal (using A, B, or C to represent categories of importance) and the deadline date. The program could use *PERT* Program Evaluation and Review Technique or *critical path* analysis to plan and output a schedule most evenly distributing the work load. *PERT* is described in numerous computer programming texts and *PERT* programs are available for many personal computers. Many people have found that they can accomplish much more if they make schedules and deadlines for themselves; *PERT* analysis will make that all more simple.

DECISION MAKER

Complex decision making may be facilitated

through the use of the computer. In the program in Listing 1-8, the computer first requests you to enter a list of the factors involved in making a decision. Next, you are asked to rate the relative importance of each of these factors on a scale of ten. Finally, for each possible outcome to the decision, you are asked to rate the favorability of each factor on a scale of ten. This data is then analyzed, and the outcome with the highest "favorability" score for the most important factors is the one chosen as the final decision.

The most favorable decision will have the highest score, computed by summing the "rate of favorability" multiplied by the relative importance for each factor.

For example, if you had several locations in mind for building a home and could not come to a decision, you could form the following chart of factors for making the decision; these factors would be inputted to the decision-making program.

Shopping: are there adequate facilities nearby?

Churches: are they available and convenient?

Neighbors: are they likely to be compatible with your lifestyle?

Police and fire protection: are they adequate for the area?

Schools: are the schools your children will attend nearby?

Hospital: is there a medical center nearby?

Hazards: are there hazards such as oil tanks or streams that might overflow?

Recreation: are there suitable facilities within walking distance?

Traffic: are the streets quiet and safe?

Transportation: is public transportation available?

Lay of land and landscaping: is the land well-drained and not subject to erosion?

Water: is there an adequate pressure and is it drinkable?

Nuisances: are there nearby sources of excessive noise, smoke, soot, dust, or odors that will degrade your environment?

If this process is still too complex, try this program:

Listing 1-8: The Universal Decision Making Program

```
5 HOME
10 PRINT "THE UNIVERSAL DECISION MAKING MACHINE"
15 CLEAR
20 DIM A$(100),B(100),C(100),D$(100)
30 PRINT "ENTER THE NUMBER OF FACTORS USED IN"
35 INPUT "MAKING THE DECISION ";NU
40 PRINT "ENTER FACTORS AND RELATIVE IMPORTANCE"
45 PRINT "ON A SCALE OF TEN:"
50 FOR X = 1 TO NU
60 PRINT "#";X;" ";; INPUT A$(X),B(X)
70 NEXT X
80 INPUT "ENTER NUMBER OF POSSIBLE OUTCOMES ";X
90 PRINT "ENTER NAME OF EACH OUTCOME:"
100 FOR I = 1 TO X
110 PRINT "#";I;" ";; INPUT D$(I)
120 NEXT I
130 PRINT "NOW, LETS RANK EACH FACTOR FOR EACH "
135 PRINT "POSSIBLE OUTCOME:"
140 FOR I = 1 TO X
150 PRINT "FOR OUTCOME #";I;" ";;D$(I);", "
160 PRINT "RANK THESE FACTORS ON A SCALE OF TEN:"
170 FOR J = 1 TO NU
180 PRINT A$(J);: INPUT R
185 C(I) = C(I) + B(J) * R
190 NEXT J
200 PRINT
210 NEXT I
220 PRINT
230 PRINT "RANKINGS OF OUTCOMES ARE (HIGHEST"
231 PRINT "RANKING=BEST DECISION):"
240 FOR I = 1 TO X
250 PRINT D$(I),C(I)
260 NEXT I
265 INPUT "PRESS RETURN TO END";A$
270 END
```

```
5 PRINT "THE DECISION IS:"
10 X = RND(0):IF X < .5 PRINT "NEGATIVE"
ELSE
PRINT "AFFIRMATIVE"
```

people have to make at least once in a lifetime, you may want to use the program in Listing 1-9, which determines the economic incentive for trading off a gas guzzling car for a new, more economical car sooner than you would if gas prices were not a factor.

If you need help in making a decision that many

Listing 1-9: The Gas Guzzler Program

```
5 HOME
10 PRINT "SHOULD YOUR GAS GUZZLER GO?"
20 PRINT "DETERMINES THE ECONOMIC INCENTIVE IN"
25 PRINT "TRADING OFF A GAS GUZZLER FOR A "
30 PRINT "MORE ECONOMICAL CAR"
40 INPUT "ENTER NEW CAR'S M.P.G, CURRENT CAR'S MPG";R,M
50 INPUT "ENTER COST OF NEW CAR IN DOLLARS";C
```



```

60 PRINT "ENTER AVERAGE NO. OF MILES"
65 INPUT "YOU DRIVE PER YEAR";D
70 PRINT "ENTER CURRENT PRICE PER GALLON"
75 INPUT "OF GASOLINE";P
80 R=R/(R-M):Y=(C*R*M)/(D*P)
90 PRINT:PRINT "IF ";Y;" YEARS IS GREATER THAN THE"
95 PRINT "NUMBER OF YEARS YOU WERE PLANNING ON "
100 PRINT "KEEPING YOUR CAR, YOU SHOULD STICK WITH"
110 PRINT "YOUR GAS GUZZLER FOR THE TIME YOU"
115 PRINT "NORMALLY WOULD HAVE KEPT IT. OTHERWISE, "
120 PRINT "YOU SHOULD TRADE IT IN NOW."
130 END

```

HEALTH

Your personal computer can even help you maintain your health. A listing of the caloric or nutrient content of various foods could be stored and subsequently referenced for determining the nutritive value of the food you eat. Additionally, data on the sugar or salt content of foods could be stored for the diabetic or person on a salt-free diet. Of course, such a program lends itself well to diet planning.

The "Nutritive Value of Foods," Home and Garden Bulletin No. 72, Agricultural Research Service, is an excellent source of nutritive values for all foods and is available from the superintendent of Documents, U.S. Govt. Printing Office, Washington, D.C.—Stock #001-000-03667-0. It lists the water, calorie, protein, fat, carbohydrate, mineral, and vitamin composition of all foods.

A low-calorie diet-planning program could compute the number of calories you use per day (on the basis of weight, sex, height, and activities). Of course, if you eat more calories than you use up in energy, you build up reserves in the form of fat.

Thus, weight control is primarily based on calorie balance. The amount of weight you could lose by either reducing intake or increasing activities would be mathematically calculated. The following data should be helpful in writing a program to help you lose weight or maintain health through exercise.

A complete nutritional analysis program would allow you to input the types and amounts of foods you have eaten during the day, would compute the total intake of proteins, carbohydrate, fats, fiber, vitamins, and minerals, and would determine your average daily intake of each per day. Similarly, it would compute your average energy expenditure (see Table 1-1) and then subtract this from your average daily nutrient intake to determine your calorie balance and to compare your intake with the recommended daily allowances for your age, sex, and weight (see Table 1-2). Thus, areas for improvement could be easily identified. A diet plan could then be determined to achieve these improvements.

One hobbyist uses a computer to determine his

Table 1-1. Energy Consumption Table.

Intensity of Exercise	Heart (Beats Minute)	Respiration (Breaths/Minute)	Energy Consumption (Calories/Hour)
maximum	200	50	1440
very	150	30	1008
heavy	140	25	864
fairly heavy	130	20	720
moderate	120	18	576
light	110	16	432
very light	100	14	288
resting	70	10	100

Mean heights and weights and recommended energy intake

Category	Age (years)	Weight (kg) (lb)	Height (cm) (in)	Energy needs (with range) (kcall) (MJ)
Infants	0.0-0.5	2 13	60 24	kg × 115 (95-145) kg × .48
	0.5-1.0	9 20	71 28	kg × 105 (80-135) kg × .44
Children	1-3	13 29	90 35	1300 (900-1800) 5.5
	4-6	20 44	112 44	1700 (1300-2300) 7.1
	7-10	28 62	132 52	2400 (1650-3300) 10.1
Males	11-14	45 99	157 62	2700 (2000-3700) 11.3
	15-18	66 145	176 69	2800 (2100-3900) 11.8
	19-22	70 154	177 70	2900 (2500-3300) 12.2
	23-50	70 154	178 70	2700 (2300-3100) 11.3
	51-75	70 154	178 70	2400 (2000-2800) 10.1
	76+	70 154	178 70	2050 (1650-2450) 8.6
Females	11-14	46 101	157 62	2200 (1500-3000) 9.2
	15-18	55 120	163 64	2100 (1200-3000) 8.8
	19-22	55 120	163 64	2100 (1700-2500) 8.8
	23-50	55 120	163 64	2000 (1600-2400) 8.4
	51-75	55 120	163 64	1800 (1400-2200) 7.6
	76-	55 120	163 64	1600 (1200-2000) 6.7
Pregnancy				+ 300
Lactation				+ 500

One gram of Carbohydrate = 4 calories
 One gram of Fat = 9 calories
 One gram of Protein = calories

Table 1-2.
Recommended Caloric Intake Table.

pulse rate and lead him through an exercise session, acting as the coach and timer. Along similar lines, another hobbyist computes the aerobic points he earns in bicycling.

A general purpose data plotting subroutine could graph morning resting pulse on the X axis versus minutes run previous day on the y axis,

miles run versus subjective feeling at end of day, or many other inputs to allow you to see where you've been and where you are going!

Listing 1-10 is a simple program that will help you calculate your pulse rate.

The beginning runner is often unsure how fast he should run. Pulse taking can be helpful to assure

Listing 1-10: The Pulse Rate Program

```

5 HOME
10 PRINT "CALCULATION OF PULSE RATE (BEATS/MIN)"
15 INPUT "ENTER YOUR AGE ";YA
20 PRINT "HIT ANY KEY FOR EACH BEAT":X = 1:N = 0
30 A = PEEK ( - 16384): POKE - 16368,0: IF X = 1000 THEN GOTO 60
40 IF A < = 128 THEN X = X + 1: GOTO 30
50 N = N + 1: GOTO 30
60 PRINT "THE NUMBER OF BEATS/MIN=";N * 2
70 PRINT "TRAINING PULSE="; INT (.6 * (220 - YA))
75 INPUT "PRESS RETURN TO END";A$
80 END
410 PRINT "CALCULATION OF PULSE RATE (BEATS/MIN)"
    
```

beginners that they're doing the right amount of work—not too much or too little. First, determine your *base training pulse* using the formula $[220 - (\text{your age})] \times .65$. Anyone who makes sure that his or her pulse does not rise above this value is in the safety zone where the heart is being strengthened rather than overtaxed.

SHORTHAND TRANSLATOR

You could develop a shorthand system that your computer could be programmed to understand and translate. The system could be similar to that used by court reporters, in which a single key represents a word or part of a word. In this manner, you could quickly commit your thoughts to paper, and the computer could quickly analyze the shorthand and print the English equivalent.

The basic stenographer's character and word assignment is given in Table 1-3.

In a like manner, a machine language program could translate a single keystroke into a full command. For instance, such a program could translate a CONTROL P or shifted P to the word PRINT, thereby facilitating the input of a program.

KITCHEN INVENTORY

A file of all food items on hand (pantry inventory) could be useful in determining whether or not a given recipe can be prepared. As each item is added or subtracted, the transaction would be entered into the computer. If a desired level of inventory is specified, the computer could automatically print out a shopping list of items that are below desired quantity levels. An inventory program of this type would be best suited for the gourmet cook who must have a wide variety of seasonings and other ingredients on hand. The inventory of a wine collection or food in the deep freezer may also be maintained.

RATING CALCULATIONS

An equation to determine a rating for a particular stock, car, horse, home, or any item of value could be computerized if it is referred to often or is complex. For example, the horse racing fan could use the following empirically derived equation to determine an objective rating for a particular horse:

$$\text{Rating} = (W + P/3 + S/6) \times 100/R + E/850$$

Character	Word	Suffix	Character	Word	Suffix
A	and	able	V	very	ver
B	been	bility	W	with	ward
C	can	cial	X	experience	
D	down	day	Y	you	
E	even	ent	Z	the	zation
F	from	ful	0	zero	
G	good	ght	1	one	
H	have	hood	2	two	
I	into	ing	3	three	
J	just		4	four	
K	know		5	five	
L	like	less	6	six	
M	more	ment	7	seven	
N	not	ness	8	eight	
O	other	ous	9	nine	
P	people		!	hundred	
Q	quite			thousand	
R	right	rent	#	million	
S	said	self	\$	dollar	
T	that	tion	%	percent	
U	united	ugh	c	cent	

Table 1-3. Basic Steno Character Assignment Chart.

where W = the number of wins
 P = the number of places
 S = the number of shows
 R = the number of races
 E = the amount of earnings in dollars

Rating equations are empirically derived or are determined by finding the statistical correlation between a set of factors and the outcomes that the factors influence.

INVENTORY OF POSSESSIONS

A file of your personal property could be stored in computer format for insurance purposes or for determining your net worth. A database program could record the date of purchase, the place of purchase, the length of the warranty, description of item, price, serial number, and model number. For instance, you could set up a simple database for tracking possessions by using these four fields: date, store, item, and price. This information could be entered from sales receipts or from your checkbook. At the end of the year, the database could be printed and a backup disk or cassette put in safe keeping. This could save you \$10,000 or more in the event of a major disaster, because you will have excellent documentation of what you've owned.

The computer may also be useful in comparing various insurance policies to determine which plan offers what you need at the lowest cost. Professionally prepared insurance-planning programs are available for a variety of personal computers.

The advantage to using a personal computer is that items may be easily added, deleted, or categorized, and a cassette or floppy disk copy of the inventory may be stored in a safe-deposit box. If you own a business, use this type of program to inventory your business equipment.

INDEX TO IMPORTANT LITERATURE

Your favorite lines of literature, passages from the Bible, quotations, scientific and business journal references, anecdotes, and other literary miscellanea could be collected, categorized, cross-referenced, and indexed for rapid retrieval. A specialized database program could be used for this purpose; see the database demonstration program at the end of this chapter. Sophisticated database programs are commercially available for searching the King James Bible for selected passages or references.

DAY OF THE WEEK CALCULATION

Calculation of the day of the week corresponding to a given date is useful to the businessman, vacation planners, historians, and others. For the sake of curiosity, some have found amazing congruencies between the days on which U.S. Presidents were born and other significant events in history.

To calculate the day of the week for a specific date in the twentieth century, either use the program in Listing 1-11 or use the following formula:

$$N = D + M + Y[(0.8(2M + 1))] + [Y/4]$$

where D = day of the month

M = Month, where March is considered the first month, April the second, and February the twelfth

Y = Last two digits of the year

[] = The integer part of the result

Next, divide the sum N by 7. The remainder from the division gives the day of the week. Count 0 as Sunday, 1 as Monday, and so on.

Listing 1-11: The Day of the Week Program

```

5 HOME
7 RESTORE
10 PRINT "CALCULATION OF THE DAY OF THE WEEK CORRESPONDING TO A GIVEN DATE"
20 PRINT "APPLICABLE TO ANY DATE IN THE 20TH CENTURY"
30 INPUT "ENTER THE MONTH, DAY, YEAR (MM, DD, YY) "; M, D, Y
35 IF M = 9 THEN M = M - 7: GOTO 50
40 IF M > 2 THEN M = M - 2: GOTO 50
45 M = 10 + M: Y = Y - 1

```

```

50 N = D + M + Y + INT (.8 * (2 * (M + 1)) + INT (Y / 4))
60 A = INT ((N / 7 - INT (N / 7)) * 7.1)
65 PRINT A
70 FOR X = 0 TO 6
80 READ A$(X)
90 NEXT X
100 PRINT "THE DAY IS ";A$(A)
101 INPUT "DO YOU WISH TO GO AGAIN <Y OR N>";Z$
102 IF Z$ = "Y" OR Z$ = "YES" THEN 5
105 INPUT "PRESS RETURN TO END";A$
110 END
120 DATA SATURDAY,SUNDAY,MONDAY,TUESDAY,WEDNESDAY,THURSDAY,FRIDAY
127 .B

```

Programs to calculate the date of Easter for forthcoming years have been written, and this remains an interesting programming challenge; hint—incorporate the above formula.

A simpler program could calculate the day of the year for a given date; the businessman may find such calculations useful.

FOOD STORE SHOPPING AID

Your programmable calculator can sum and categorize prices and types of items as they are removed from the shelf at the supermarket. Provision could be made for categorizing items into meat, groceries, produce, and taxable subdivisions. Additionally, there may be provisions for multiple entries, unit price calculations and comparisons, error correction, and a warning if a preset cash limit has been exceeded. Outputs could include total cost, tax, item count, and subtotals in each category.

COUPON FILE

For those who have the money-saving habit of collecting food coupons, a computerized list of your coupons could be helpful. Enter each coupon by its amount, brand name, product name, and location in your coupon folders or envelopes. Next, enter your shopping list. A computer search between your list and the available coupon list should yield a roster of coupons that may be used and where each one is.

Alternatively, the computer could store coupons by type of product, using, for instance these categories: restaurants, pasta products, drinks, cereals, snacks, meat, poultry, vegetables, fish, condiments, dairy products, baking items, pet food, cosmetics, paper goods, cleaning products, medicine, and miscellaneous. The shopper may call

up the list of coupons within a category to select the coupons he is interested in and find out which brand name each one is filed under.

HOME PLANNING

An interesting program could be written to help a family design a house to fit their needs; the expense of a house certainly justifies an in-depth analysis of the design before construction is started. You could use video graphics to draw and transform basic house plans (preferably with a light pen or mouse).

Square footage could be calculated with the following guidelines in mind: the minimum square footage should equal the number of family members times 200; the desirable square footage should equal the number of family members times 300. An activity list such as the one below could be included to ensure that the family's activities will not conflict and that there will be provisions for all activities. The program could request the user to enter the activities that are to be done in each room and the times involved; conflicts could thus be analyzed, and the plans could be altered accordingly. The following activities could be included in the program:

Group Activities

1. Lounging—indoors and outdoors
2. Television watching
3. Listening to stereo, tapes, or radio
4. Playing a musical instrument
5. Meals
6. Children's play areas

Social Activities

1. Holding a meeting in the home

2. Children's/adult's games
3. Viewing movies/slides
4. Visiting with guests

Work Activities

1. Meal preparation and clean-up
2. Household business
3. Food preparation
4. Laundry
5. Ironing, sewing, or drying clothes
6. Workshop area

Private Areas

1. Study of reading areas
2. Grooming or dressing facilities

Traffic patterns and storage requirements could also be analyzed.

Storage requirements:

Bedrooms—minimum of 4' × 6' × 24" closet space/person

Utility areas—about 36" wide and 16" deep

Kitchen—approximately 10 linear feet of base and wall cabinets

PRIVATE INFORMATION STOREHOUSE

Almost everyone has some private—financial information, diaries, or important numbers—that they would like to keep more securely than in a filing cabinet. A program could be written to store this information in coded form so that it could only be retrieved by someone with the proper password. Copies of such data could be stored in a safe-deposit box.

GENERAL PURPOSE CLOCK OR TIMER

If your computer is equipped with a real time

clock, it could be used as an electronic timer or time controller for scientific research, sporting events, or other applications requiring a stopwatch. The capabilities that a computer has but a stopwatch doesn't include the automatic storage and printout of selected times and the automatic control of instruments or other devices that must be turned on or off at given times.

Even without a real time clock, your computer can still keep track of elapsed time for long distance telephone calls or act as a simple timer for applications in which accuracy is not a major factor. When they are not using their computers for more practical tasks, some hobbyists have transformed them into very expensive clocks, with graphic displays of hour and minute hands, digital displays, simulated sundials, or even sand timers. Digital watch circuits may be interfaced with computers to facilitate time keeping.

BLOOD ALCOHOL CONTENT

It would be a good idea to calculate your blood alcohol content after a few drinks, before attempting to drive. The formula used to calculate the percentage alcohol content in the blood is

$$C = \frac{OZ \cdot p \cdot 0.037}{W}$$

where C = blood alcohol content in % wt/vol
 OZ = ounces of drink consumed
 p = proof
 W = body weight (lbs)

The program in Listing 1-12 will automatically calculate your blood alcohol content.

Listing 1-12: The Blood Alcohol Content Program

```

10 REM BLOOD ALCOHOL CONTENT CALCULATOR
20 INPUT "ENTER THE NUMBER OF OZ. CONSUMED, THE PROOF OF THE DRINK ",OZ,P
30 INPUT "ENTER YOUR WEIGHT IN POUNDS ",W
40 C=(OZ*P*.037)/W
50 PRINT "YOUR ESTIMATED BLOOD ALCOHOL CONTENT=";C
60 PRINT:PRINT
  
```

```

70 IF C<=.05 THEN PRINT "A LEVEL BELOW .05 IS NOT CONSIDERED AS
INTOXICATION."
80 IF C>.05 AND C<.1 THEN PRINT "A LEVEL BETWEEN .05 AND .1 IS
CONSIDERED BORDER LINE INTOXICATION."
90 IF C>=.1 THEN PRINT "A LEVEL GREATER THAN .1 IS CONCLUSIVE
INTOXICATION."
95 INPUT "PRESS ENTER TO END",A$:END

```

CARPENTERS' AND MECHANICS' HELPER

Your computer can expedite the numerous calculations required by carpenters and mechanics when they perform tasks such as changing the dimensions of a set of plans, converting anglo to metric measures or vice-versa, and estimating the amount of building materials needed in many other situations.

Some useful formulae include

Anglo/metric conversions

1 meter = 39.37 inches
= 3.281 feet
= 1.0936 yards
1 inch = 2.54 cm
1 foot = 30.48 cm
= .3048
1 yard = .9144 m
1 mile = 1609 m
= 1.609 km

Wall paper estimator

$$N = \frac{8640}{W \cdot (H + R)} \quad P = \frac{S}{W \cdot N}$$

where N = the number of strips in one roll
W = the width of the paper
H = the height of the wall
R = the repeat length of the pattern
P = the number of double rolls needed
S = the width of the wall to be covered

Concrete block estimator

$$N = \frac{H \cdot L \cdot 1.25}{125}$$

where N = the number of blocks
H = the height of the wall
L = the length of the wall

Concrete yardage estimator

$$Y = \frac{L \cdot W \cdot W \cdot T}{324}$$

where Y = the volume of concrete in cubic yards
L = the length (ft.)
W = the width (ft.)
T = the thickness (in.)

CAR MAINTENANCE CALCULATIONS AND RECORD KEEPING

In addition to calculating and recording your car's miles per gallon, the computer could keep track of mileage statistics and signal you when a periodic check-up, overhaul, or oil change is necessary. For people having the privilege of deducting automotive expenses, the computer could keep tabs on amounts spent.

RAFFLE TICKET PRODUCER AND DRAWER

If your organization is sponsoring a raffle drawing, your computer could print out serialized raffle tickets and then draw the winning ticket based on a random number generator.

LIFE EXPECTANCY CALCULATOR

Listing 1-13 presents another program of interest to guests. Your life expectancy in years is calculated on the basis of life insurance studies. This program is interesting to run with data supplied for your present condition, and then run with data about yourself assuming you had kept

Listing 1-13: The Life Expectancy Calculation Program

```

2 HOME : PRINT "LIFE EXPECTANCY
  CALCULATOR"
5 SPEED= 150
10 PRINT "LIFE EXPECTANCY CALCUL
  ATOR"
20 PRINT : PRINT "ESTIMATES HOW
  LONG YOU WILL LIVE--"
30 PRINT : PRINT "PROGRAM IS BAS
  ED ON SCIENTIFIC DATA"
35 SPEED= 255
40 FOR K = 1 TO 1000: NEXT : HOME
45 PRINT "LIFE EXPECTANCY CALCUL
  ATION FOR ADULTS 20-65 YEAR
  S OF AGE"
50 PRINT "TYPE '1' FOR YES, '2'
  FOR NO TO ANSWER QUESTIONS"
55 PRINT "ENTER.Ø FOR MULTI
  PLE CHOICE QUESTIONS WI
  TH NO APPROPRIATE REPLY."
60 A = 72
70 INPUT "ARE YOU MALE? ";B
80 IF B = 1 THEN A = A - 3: GOTO
  90
85 A = A + 4
90 INPUT "DO YOU LIVE IN AN URBA
  N AREA-POPULATION GREATER TH
  AN TWO MILLION? ";B
100 IF B = 1 THEN A = A - 2: GOTO
  110
105 INPUT "DO YOU LIVE IN A TOWN
  -POPULATION LESS THAN TEN
  THOUSAND? ";B: IF B = 1 THEN
  A = A + 2
110 PRINT "IF YOU WORK BEHIND A
  DESK TYPE '1'"
120 INPUT "IF YOUR JOB REQUIRES
  REGULAR, HEAVY PHYSICAL LABO
  R TYPE '2'";B
130 IF B = 1 THEN A = A - 3: GOTO
  140
135 IF B = 2 THEN A = A + 3
140 PRINT "IF YOU EXERCISE STREN
  UOUSLY MORE THAN FIVE HALF
  -HOUR SESSIONS/WEEK"
150 INPUT "TYPE '1'. IF YOU DO
  SO TWO TO THREE TIMES/WEE
  K TYPE '2'";B
160 IF B = 1 THEN A = A + 4: GOTO
  170
165 IF B = 2 THEN A = A + 2
170 INPUT "DO YOU LIVE WITH A SP
  OUSE OR FRIEND? ";B
180 IF B = 1 THEN A = A + 5: GOTO
  190
185 INPUT "HOW MANY DECADES HAVE
  YOU LIVED WITHOUT OTHERS SI
  NCE 25 YEARS OLD? ";B:A = A -
  B
190 INPUT "DO YOU SLEEP MORE THA
  N TEN HOURS PER NIGHT? ";
  B
200 IF B = 1 THEN A = A - 4
210 PRINT "IF YOU ARE INTENSE, A
  GGRESSIVE, EASILY ANGERED,
  TYPE '1'"
220 INPUT "IF YOU ARE EASY-GOING
  , RELAXED, FOLLOW- ER , THEN
  TYPE '2' ";B
230 IF B = 1 THEN A = A - 3: GOTO
  240
235 IF B = 2 THEN A = A + 3
240 INPUT "IF YOU'RE HAPPY TYPE
  '1';UNHAPPY TYPE '2' ";B
250 IF B = 1 THEN A = A + 1: GOTO
  260
255 IF B = 2 THEN A = A - 2
260 INPUT "HAVE YOU HAD A SPEEDI
  NG TICKET WITHING THE LAST
  YEAR? ";B
270 IF B = 1 THEN A = A - 1
280 INPUT "DO YOU EARN MORE THAN
  $50,000/YEAR? ";B
290 IF B = 1 THEN A = A - 2
300 INPUT "IF YOU'VE FINISHED CO
  LLEGE TYPE '1';GRAD SCHOOL T
  YPE '2' ";B
310 IF B = 1 THEN A = A + 1: GOTO
  320
315 IF B = 1 THEN A = A + 2
320 INPUT "IF YOU'RE 65 OR OVER
  AND STILL WORKING TYPE '1'
  ";B
330 IF B = 1 THEN A = A + 3
340 INPUT "IF ANY OF YOUR GRANDP
  ARENTS HAVE LIVED TO THE AG
  E OF 85 OR OVER TYPE '1' ";B
350 IF B = 1 THEN A = A + 2: INPUT
  "DID ALL FOUR GRANDPARENTS L
  IVE TO BE EIGHTY? ";B: IF
  B = 1 THEN A = A + 6
360 INPUT "DID EITHER OF YOUR PA
  ARENTS DIE OF HEART ATTACK OR
  STROKE BEFORE AGE FIFTY? ";
  B
370 IF B = 1 THEN A = A - 4
380 PRINT "HAVE ANY OF YOUR PARE
  NTS OR BROTHERS OR SISTERS U

```



```

NDER FIFTY HAD A"
390 INPUT "HEART CONDITION, CANC
ER OR CHILDHOOD    DIABETES?
";B
400 IF B = 1 THEN A = A - 3
410 PRINT "IF YOU SMOKE: MORE TH
AN TWO PACKS/DAY  TYPE '1';
ONE OR TWO PACKS /DAY TYPE
'2' "
420 INPUT "ONE-HALF TO ONE PACK
/DAY TYPE '3' ";B
430 IF B = 1 THEN A = A - 8: GOTO
440
434 IF B = 2 THEN A = A - 6: GOTO
440
436 IF B = 3 THEN A = A - 3
440 INPUT "DO YOU DRINK THE EQUI
VALENT OF 1/4 BOT- TLE LIQUO
R/DAY? ";B
450 IF B = 1 THEN A = A - 1
460 PRINT "IF YOU ARE OVERWEIGHT
BY MORE THAN FIF- TY POUNDS
TYPE '1', IF THIRTY TO FIFT
Y POUNDS TYPE '2'"
470 INPUT "IF TEN TO THIRTY POUN
DS TYPE '3' ";B
480 IF B = 1 THEN A = A - 8: GOTO

```

```

490
484 IF B = 2 THEN A = A - 4: GOTO
490
486 IF B = 3 THEN A = A - 2
490 PRINT "IF YOU'RE MALE AND HA
VE AN ANNUAL CHECK UP TYPE '
1' AND IF"
500 INPUT "FEMALE TYPE '1' IF YO
U SEE A GYNECOLO- GIST ANNU
ALLY ";B
510 IF B = 1 THEN A = A + 2
520 PRINT "IF YOU'RE BETWEEN 30-
40 YEARS OLD TYPE '1'; 40-5
0 TYPE '2'; 5--=60"
530 INPUT "'3'; IF OLDER THAN 70
TYPE '4' ";B
540 IF B = 1 THEN A = A + 2: GOTO
550
542 IF B = 2 THEN A = A + 3: GOTO
550
544 IF B = 3 THEN A = A + 4: GOTO
550
546 IF B = 4 THEN A = A + 5
550 PRINT ""
560 PRINT "YOUR LIFE EXPECTANCY
IS ";A;" YEARS."

```

your New Year's resolutions (stop smoking, lose weight, and so on). The difference in years is often surprising.

DATABASE DEMONSTRATION

Many of the program ideas described in this chapter can be implemented with a general purpose *database* computer program. This type of program should be able to store information pertaining to many items on a cassette tape or floppy disk and retrieve selected information.

The usual method of storing data on a cassette or disk involves the use of one string of information containing several *fields* of separate data. A field is the memory space for a particular type of data. For example, a string containing five fields might look like this:

```

Boolean Algebra*Byte
Magazine*25*Schwartz*Feb 1978

```

The first field signifies the title of the item (in this case a magazine article); all of the strings to be

stored would be formatted in the same way, with the title of the item in the first field. Also, a limit is usually set on the length of any field (so that the data will fit neatly on a cassette or disk). If the information in one field does not contain enough characters to fill the allocated space, extra spaces are added. The longer the fields, the fewer records the disk or cassette can hold. You'll learn to make fields as short as possible when you are dealing with a large data base.

The second field in the example above contains the name of the source of the item. The third, fourth, and fifth fields contain the page number, author, and issue date respectively. An adequate database program should be able to search through many such strings and output those that contain items you want. For example, you can store an index to your library on a database system and subsequently obtain a listing of all the references pertaining to the stock market and written after a specific date. You would simply instruct the computer to search for all items that contain *stock mar-*

ket in a certain field and a date later than the date specified in another field. Because the position of each field in all strings is fixed, the computer can search through a string (using the MID\$ command, for example) to the beginning of the proper field: specific information can easily be accessed in this manner.

The variety of commands available in a database management program are summarized in lines 1790-1850 in the program in Listing 1-14 and may be summoned to the screen by typing HELP in response to COMMAND?

Database programs are perhaps the most useful personal computer programs because of their

Listing 1-14: The Database Program

```

100 REM DATA BASE DEMONSTRATION PROGRAM
110 REM MAY BE USED TO MAINTAIN MAILING LISTS, COLLECTIONS
120 REM THE COMMAND 'HELP' PROVIDES INSTRUCTIONS
130 HOME : REM CLEARS SCREEN
140 REM INITIALIZED FOR UP TO 200 RECORDS WITH 30 FIELDS EACH
150 CLEAR
160 REM ALTER THESE DIM STATEMENTS TO ALLOW FOR MORE RECORDS
170 DIM M$(200),D$(200)
180 DIM P$(30),C$(31),F(31)
190 DK$ = CHR$(4)
200 PRINT "SELECT: 1)BEGIN ANEW, "
210 INPUT "          2)LOAD OLD DATA FILE ";V
220 HOME
230 IF V = 2 THEN 1750
240 F1$ = "          ":C$ = "":P$(0) = "BUFFER EMPTY":N = 0
250 PRINT : PRINT
260 PRINT "INPUT FIELD NAME, FIELD TYPE "
270 PRINT "(A=ALPHA, N=NUMERIC)"
280 REM
290 FOR I = 1 TO 30
300 PRINT I;") ";
310 E$ = "": INPUT E$,RS$
320 IF E$ = "" THEN GOTO 410
330 IF (RS$ < > "A") AND (RS$ < > "N") THEN 350
340 IF (RS$ = "A") OR (RS$ = "N") THEN 360
350 PRINT "INCORRECT SYNTAX, PLEASE RE-ENTER": GOTO 310
360 E$ = LEFT$(E$ + F1$,4) + "," + RS$
370 GOSUB 2300: REM ROUTINE TO THROW OUT EXTRANEIOUS SPACES
380 P$(I) = E$
390 NEXT I
400 GOTO 420
410 P$(I) = "END"
420 PRINT : PRINT "THE RECORDS AND FIELDS ENTERED WERE:"
430 FOR I = 1 TO 10
440 IF LEFT$(P$(I),3) = "END" THEN GOTO 470
450 PRINT I;": ";P$(I)
460 NEXT I
470 PRINT : GOTO 490
480 PRINT "INCORRECT SYNTAX, PLEASE RE-ENTER YOUR COMMAND"
490 INPUT "COMMAND ";E$
500 N1 = 0: PRINT
510 RESTORE
520 READ Z$,T
530 IF Z$ = "###" THEN 480
540 IF LEFT$(Z$,3) < > LEFT$(E$,3) THEN 520

```

```

550 ON T GOSUB 590,900,900,900,1950,3150,1130,1050,2980,900,2430
560 GOTO 490
570 DATA ADD,1,LIST,2,CHANGE,3,LABELS,4,HELP,5,END,6,SEARCH,7
580 DATA SUM,8,SAVE,9,RUBOUT,10,SORT,11,##,-1
590 REM ADD RECORD ROUTINE
600 PRINT "BEGIN ADDING RECORDS. TYPE 'END'WHEN FINISHED."
610 N = N + 1:N1 = N1 + 1:E$ = ""
620 PRINT N;" ";
630 FOR I = 1 TO 30
640 IF LEFT$(P$(I),3) = "END" THEN GOTO 770
650 HTAB 7: PRINT P$(I);": ";
660 RS$ = " ": INPUT RS$
670 REM
680 IF RS$ = "" THEN RS$ = " "'ADDASPACE
690 IF RS$ = "END" THEN 850
700 IF MID$(P$(I),6,1) < > "N" THEN 730
710 IF ASC (RS$) > 43 AND ASC (RS$) < 58 THEN 730
720 PRINT "THIS IS A NUMERIC FIELD--ENTER NUMBERS ONLY": GOTO 650
730 REM
740 IF LEN (E$) + LEN (RS$) > 245 THEN GOTO 800
750 IF LEN (E$) + LEN (RS$) < = 245 THEN E$ = E$ + CHR$ (126) + RS$
760 NEXT I
770 P$ = STR$ (N)
780 E$ = P$ + E$ + CHR$ (126)
790 GOTO 820
800 PRINT "YOU HAVE EXCEEDED THE ALLOWED RECORD LENGTH;"
810 PRINT "PLEASE RE-ENTER": GOTO 620
820 M$(N) = E$
830 PRINT
840 GOTO 610
850 REM END OF ADDITION TO RECORDS
860 N = N - 1:N1 = N1 - 1
870 PRINT "YOU ADDED";N1;"RECORDS"
880 RETURN
890 REM ROUTINE TO LIST RECORDS
900 GOSUB 2040: REM DETERMINE RECORD RANGE TO LIST
910 IF T = 10 THEN 1240
920 IF T < > 4 THEN 1150
930 INPUT "WOULD YOU LIKE TO TEST LABEL ALIGNMENT? ";Z$
940 IF Z$ = "NO" THEN INPUT "PRESS RETURN WHEN YOU ARE READY TO PRINT DATA ";EN$: GOTO
1150
950 INPUT "ALIGN PRINTOUT AND PRESS 'ENTER' WHEN READY";W9%
960 PR# 1
970 FOR I = 1 TO 2
980 FOR J = 1 TO 5
990 PRINT "XXXXXXXXXXXXXXXXXXXXXXXXXXXX"
1000 NEXT J
1010 PRINT : NEXT I
1020 PR# 0
1030 GOTO 1150
1040 INPUT "PRESS RETURN WHEN YOU ARE READY TO PRINT THE DATA ";EN$: GOTO 1150
1050 REM ROUTINE TO SEARCH RECORDS AND PERFORM SUMMATIONS
1060 INPUT "ENTER THE NUMBER OF THE FIELD TO BE SUMMED ";SMZ
1070 IF MID$(P$(SMZ),6,1) = "N" THEN 1100
1080 PRINT "INCORRECT TYPE OF FIELD, PLEASE RE-ENTER"
1090 GOTO 1060
1100 INPUT "DO YOU WANT TO SUM OVER ALL RECORDS? (Y/N) ";S1$
1110 IF S1$ < > "Y" THEN 1130

```

```

1120 IF S1$ = "Y" THEN S% = 0: GOTO 1140
1130 INPUT "ENTER THE FIELD NUMBER AND EXPRESSION TO BE COMPARED ";S%,S$
1140 T1 = 1:SM = 0:T2 = N
1150 FOR I = T1 TO T2
1160 RS$ = M$(I)
1170 E$ = LEFT$(RS$,5)
1180 T3 = VAL (E$)
1190 E$ = RS$
1200 RS$ = CHR$ (126)
1210 GOSUB 2860: REM ROUTINE TO PARSE STRING
1220 GOTO 1300
1230 REM RUBOUT COMMAND ROUTINE
1240 FD = T2 - T1 + 1
1250 FOR I = T2 + 1 TO N + 1
1260 M$(I - FD) = M$(I)
1270 NEXT I
1280 N = N - FD
1290 RETURN
1300 IF T < = 4 THEN 1380
1310 IF S% = 0 THEN 1330: REM SUM THE RECORDS
1320 IF C$(S%) < > S$ THEN 1710: REM GO TO SEARCH ROUTINE
1330 IF T = 7 THEN 1510
1340 PRINT "(";I;")";
1350 T3 = VAL (C$(SM%))
1360 SM = SM + T3
1370 GOTO 1710
1380 ON T - 1 GOTO 1510,1510,1390
1390 REM ROUTINE TO PRINT LABELS
1400 PR# 1
1410 FOR J = 1 TO 5
1420 IF C$(J) = "END" THEN 1450
1430 PRINT C$(J)
1440 NEXT J
1450 PRINT
1460 PR# 0
1470 GOTO 1710
1480 REM
1490 PRINT "YOU HAVE EXCEEDED THE ALLOWED RECORD LENGTH;";
1500 PRINT "PLEASE RE-ENTER"
1510 PRINT I;") "
1520 FOR J = 1 TO 10
1530 IF LEFT$(P$(J),3) = "END" THEN GOTO 1610
1540 PRINT P$(J);": ";C$(J)
1550 IF T < > 3 THEN 1590
1560 INPUT RS$
1570 IF RS$ = "-" THEN GOTO 1590
1580 C$(J) = RS$
1590 NEXT J
1600 REM
1610 IF T < > 3 THEN 1710
1620 P$ = C$(0): REM ROUTINE TO ADD A CHANGED RECORD
1630 PRINT P$
1640 E$ = P$ + CHR$ (126)
1650 FOR J = 1 TO 10
1660 IF LEN (E$) + LEN (C$(J)) > 245 THEN GOTO 1490
1670 E$ = E$ + C$(J) + CHR$ (126)
1680 IF P$(J) = "END" THEN 1700
1690 NEXT J

```

```

1700 M$(I) = E$
1710 NEXT I
1720 IF T < > 8 THEN 1740
1730 PRINT "THE SUM OF RECORD";P$(SM%);"=";SM
1740 RETURN
1750 REM LOAD DATA FILE FROM DISK
1760 PRINT DK$;"CLOSE":J = - 1
1770 INPUT "ENTER FILE NAME ";F$
1780 PRINT DK$;"OPEN ";F$
1790 PRINT DK$;"READ ";F$: INPUT E$
1800 J = J + 1: INPUT E$
1810 IF E$ = "EOF" THEN PRINT DK$: GOTO 1840
1820 M$(J) = E$
1830 GOTO 1800
1840 E$ = M$(0)
1850 RS$ = CHR$ (126)
1860 GOSUB 2850
1870 FOR I = 1 TO 30
1880 P$(I) = C$(I)
1890 IF LEFT$(P$(I),3) = "END" THEN 1920
1900 NEXT I
1910 I = I - 1
1920 N = VAL (C$(I + 1))
1930 PRINT DK$;"CLOSE"
1940 GOTO 490
1950 REM HELP SEQUENCE
1960 PRINT "COMMANDS AVAILABLE:"
1970 PRINT "ADD:ADDS RECORDS ":PRINT "CHANGE:CHANGES RECORDS:"
1980 PRINT "RUBOUT: DELETES RECORDS": PRINT "LIST:LISTS RECORDS"
1990 PRINT "LABELS: PRINTS FILE": PRINT "SAVE: SAVES DATA ON DISK"
2000 PRINT "SORT:SORTS BY FIELD": PRINT "SUM:SUMS SPECIFIED FIELD"
2010 PRINT "SEARCH: FINDS A RECORD"
2020 PRINT "HELP: BRINGS YOU HERE": PRINT "END:ENDS THE PROGRAM"
2030 RETURN
2040 REM DETERMINE THE RANGE
2050 IF N = 0 THEN PRINT "EMPTY FILE"
2060 IF N = 0 THEN 490
2070 PRINT "ENTER MODE:A(ALL),O(ONE),R(RANGE)"
2080 INPUT E$
2090 IF E$ < > "A" THEN 2120
2100 T2 = N:T1 = 1
2110 GOTO 2260
2120 IF E$ < > "O" THEN 2170
2130 INPUT "ENTER NUMBER OF RECORD ";T1
2140 IF T1 > N THEN 2270
2150 T2 = T1
2160 GOTO 2260
2170 IF E$ = "R" THEN 2200
2180 PRINT "IMPROPER SYNTAX, PLEASE RE-ENTER"
2190 GOTO 2070
2200 PRINT "INPUT THE LOWER BOUND"
2210 INPUT T1
2220 IF T1 < 1 THEN T1 = 1
2230 IF T1 > N THEN GOSUB 2270
2240 INPUT "INPUT THE UPPER BOUND ";T2
2250 IF T2 > N THEN 2270
2260 RETURN
2270 PRINT "THERE ARE ONLY";N;"RECORDS IN THIS FILE"

```

```

2280 GOTO 2070
2290 REM
2300 REM ELIMINATE EXTRANEIOUS SPACES FROM STRINGS
2310 T1 = LEN (E$):C$ = " ": IF T1 = 0 THEN 2410
2320 FOR T2 = 2 TO T1
2330 IF MID$(E$,T2 - 1,1) < > C$ THEN 2360
2340 E$ = MID$(E$,2,T1 - 1)
2350 NEXT T2
2360 T1 = LEN (E$)
2370 IF T1 = 0 THEN 2410
2380 IF RIGHT$(E$,1) < > C$ THEN 2410
2390 E$ = LEFT$(E$,T1 - 1)
2400 GOTO 2380
2410 RETURN
2420 PRINT "PLEASE RE-ENTER DATA"
2430 INPUT "INPUT THE FIELD NUMBER TO BE SORTED ";S%
2440 PRINT "THE FIELD NAME IS:";P$(S%)
2450 T2 = N
2460 T1 = 1
2470 FOR I = T1 TO T2
2480 E$ = M$(I)
2490 RS$ = CHR$(126)
2500 GOSUB 2850
2510 D$(I) = C$(S%)
2520 NEXT I
2530 IF MID$(P$(S%),6,1) < > "A" THEN 2560
2540 SR% = 1
2550 GOTO 2600
2560 IF MID$(P$(S%),6,1) = "N" THEN 2590
2570 PRINT "ERROR: THE WRONG FIELD TYPE WAS ENTERED"
2580 GOTO 490
2590 SR% = 2
2600 REM SORT ROUTINE
2610 M = N
2620 M = INT (M / 2)
2630 IF M = 0 THEN 2840
2640 J = 1
2650 K = N - M
2660 I = J
2670 L = I + M
2680 IF SR% = 2 THEN 2710
2690 IF D$(I) < D$(L) THEN 2810
2700 GOTO 2720
2710 IF VAL (D$(I)) < VAL (D$(L)) THEN 2810
2720 E$ = D$(I)
2730 D$(I) = D$(L)
2740 D$(L) = E$
2750 E$ = M$(I)
2760 M$(I) = M$(L)
2770 M$(L) = E$
2780 I = I - M
2790 IF I < 1 THEN 2810
2800 GOTO 2670
2810 J = J + 1
2820 IF J > K THEN 2620
2830 GOTO 2660
2840 GOTO 490
2850 REM

```

```

2860 REM STRING PARSING ROUTINE
2870 K = - 1
2880 FOR J2 = 1 TO LEN (E$)
2890 IF RS$ = MID$ (E$,J2,1) THEN 2920
2900 NEXT J2
2910 RETURN
2920 M% = J2 - 1
2930 K = K + 1
2940 C$(K) = MID$ (E$,1,M%)
2950 E$ = MID$ (E$,J2 + 1)
2960 J2 = 0
2970 GOTO 2880
2980 REM ROUTINE TO SAVE DATA
2990 INPUT "INPUT A NAME FOR FILE BEING SAVED ";F$
3000 PRINT DK$;"OPEN ";F$
3010 PRINT DK$;"WRITE ";F$: PRINT CHR$ (34) + F$ + CHR$ (34):E$ = "00000"
3020 FOR I = 1 TO 10
3030 E$ = E$ + CHR$ (126) + P$(I)
3040 RS$ = LEFT$ (P$(I),3)
3050 IF RS$ = "END" THEN 3070
3060 NEXT I
3070 E$ = E$ + CHR$ (126) + STR$ (N) + CHR$ (126)
3080 PRINT CHR$ (34) + E$ + CHR$ (34)
3090 FOR J = 1 TO N
3100 PRINT CHR$ (34) + M$(J) + CHR$ (34)
3110 NEXT J
3120 PRINT "EOF"
3130 PRINT DK$: PRINT DK$;"CLOSE"
3140 RETURN
3150 END

```

Table 1-4. Uses for Database Management System.

BUSINESS USES		EDUCATIONAL USES		HOME & HOBBY USES	
Customer filing	Delivery schedules	Student records	Purchase orders	Personal records	Magazine Article index
Prospect lists	Routes	Grade records	Requisitions	Check lists	Estimate files
Master files for . . .	Territories	Teacher lists	Vacation records	Club rosters	Investments
Gen. Ledger	Quotations	School lists	Budgets	Telephone directories	Plus all the Business &
Accts. Receiv.	Applintments	Program design	Maintenance data	Recipes files	Educational overlaps
Accts. Payable	Conventions	Tuition data	Locker assignment	Medical information	
Payroll Records	Workshop data	Enrollment data	Field trips	Property records	
Personal data	Assets lists	Property/equipment	Vehicle records	Appliance warranties	
Telephone logs	Marketing data	Athletic schedules	Tenure records	Insurance records	
Telephone lists	Insurance data	Player assignment	Parking assignment	Christmas lists/gifts	
Hotel/travel data	Pricing schedules	Games schedules	Violation records	Appointments	
Reservations	Formulas	Player statistics	Meeting schedules	Articles indexes	
Property control	Production data	Mailing lists	Facility schedules	Tax records/data	
Library catalogues	Processes	Test scores		Expenses	
Inventory	Cross referencing	Menus		Book ownership	
Key Employee data	Commission records	Diet selections		Utility records	
Advertising data	General filing	Inventory		Deposit files	
Source files		Seating charts		Due dates	
Sales leads		Cataloguing		Travel records	
Mail lists		Laboratory data		Meal planning	
Private records		Inspection data		Mortgage data	
Corp. records		Experimental data		Auto records	
Directories		Attendance data		Crop yields	
Billing information		Course description		Source files	

wide application. In what applications could you use a database? The list in Table 1-4 names a number of the thousands of types of information that may be stored, indexed, organized, or cross-referenced by a database program. Many of these applications are discussed in more detail throughout the book.

Sophisticated database programs are commer-

cially available, but the following database demonstration program should be adequate for most home uses. Unlike most commercial programs, which rely upon machine language commands for added speed, this program is written in BASIC for easy modification. It is designed for use with floppy disks.

Chapter 2



Business and Financial Applications

Personal computers have greatly altered the business world by permitting rapid calculation of numerous “What if . . .?” questions involving financial formulas, in addition to providing accounting functions. Likewise, the homeowner will find the personal computer useful in analyzing loans, budgets, and investments. Calculations that were previously open to error and time-consuming can now be accomplished with ease and permit better decision making.

FINANCES AND INVESTMENTS

A growing number of investors are using their personal computers to help them manage their stock and bond portfolios, analyze trends in the financial markets, and investigate individual stocks and decide when to buy or sell. A personal computer connected to a database can sort out enormous quantities of market and company statistics for an investor; and within seconds the results may be projected on the screen as charts, tables, or graphs, enabling an investor to evaluate a buying

opportunity—or a must-sell situation—quickly and probably more accurately than if the calculations were done by hand. The personal computer can sometimes make your life as an investor more rewarding, and often much easier. Additionally, the cost of investment programs may be counted as a business expense for tax purposes, as can part or all of the cost of your computer.

STOCKS, BONDS, AND SECURITIES

The personal computer has come to the aid of the individual investor in three areas: portfolio management, technical and fundamental analysis; and database access. Making investment decisions or recommendations requires accurate technical analysis of large amounts of data on a timely basis. Compiling information in standard formats concerning stock performance or company finances, doing statistical computations to update individual stock files, tracking moving averages, and maintaining complete records of one or a number of portfolios are all tasks ideally suited to the personal

computer. Professional brokers as well as individuals have witnessed the significant impact that the personal computer can have on the analytical functions on which they base their recommendations. With the advent of the bull market of the early 1980s and the rise of the discount broker, professional software packages have become available to help investors at home make the investment decisions that used to be made by their full-service brokerages.

Portfolio Management

Portfolio management programs are really just electronic notebooks. They keep a complete record of the stocks you own and show how well you're doing at the game. They are especially useful at tax time; their compilations of your losses, gains, dividends, brokerage commissions, and more make it easy to account to Uncle Sam for your Wall Street activity.

The limitations on most packages involve the number of stock characteristics maintained or computed for each stock. Most packages will allow for a virtually unlimited number of stock records (letting you track your own portfolio as well as that of several financial advisors), as long as you are willing to maintain them on a number of disks.

The simplest individual portfolio management programs provide a means of recording the basic information on stocks in your own portfolio or on any other stocks you wish to track for comparison. When you choose to update—on a daily, weekly, or other periodic basis—the program will automatically perform certain calculations, such as present value of the issues, or long- and short-term gains and losses (as if you sold the stock on that date). It can automatically remind you of a stock that will go long-term within 30 days or maintain other information such as dates and number of shares purchased, total number of shares owned, dividends, growth rate, and percentage appreciation or depreciation. The following analysis factors may be computed for the entire portfolio: sum of cost prices, sum of current value, sum and percentage difference between cost and current price, percentage return on a cost basis, and percentage return on the

current value. A report may be automatically prepared for attachment to IRS forms, and the portfolio information may be printed in a variety of formats for ready reference.

More advanced portfolio management packages allow hundreds of open tax lots in a system that matches your transactions against open positions to let you make investment decisions that minimize your tax liability. You can track stocks, options, bonds, treasuries, and mutual funds; the system can accommodate buy, sell, short sell, and buy-to-cover transactions. Return on investment for each stock and the entire portfolio may be computed as well as the total net earnings. Sophisticated programmers could make use of Sharpe's method (or another method) in determining the proportion of funds that should be allocated to each security in a portfolio to maximize returns.

Technical and Fundamental Analysis

Fundamental analysis assumes that the price fluctuations of stocks are based on the basic financial health of the economy and the performance of the individual company. Thus, fundamental analysts look at such factors as earnings, sales, assets, and liabilities and use these to predict future price movements.

Technical analysts argue that these factors affect stock prices only over the long run. Short-term fluctuations, they maintain, are governed by psychological conditions in the market itself, not external factors. Therefore, they believe the study of the past market behavior can determine the way to profits in the future. There are many different theories that promote various indicators as the key to future price movement. Some of the major indicators are the relationship between price and volume, market averages, and new highs versus lows.

Both fundamental and technical analysis call for extensive number crunching and are well suited for being handled by computers, although fundamental analysis exceeds the capacity of most personal computers. In fact, almost all of the analysis programs available on the personal computer market do technical analysis. In technical analysis, computers can be especially useful in charting vari-

ous relationships between individual stock prices and trading volumes. A personal computer can turn a pile of statistics that might take several hours to plot by hand into a chart within seconds. In this chapter I will discuss some popular means of technical and fundamental analysis. Interested readers are referred to popular manuals on investment analysis, statistics, and these publications on computer-assisted stock analysis for further information:

*L.R. Schmeltz, *Playing the Stock and Bond Markets With Your Personal Computer*, TAB BOOKS Inc., Blue Ridge Summit, PA 17214.

*Leslie E. Sparks, *Investment Analysis With Your Microcomputer*, TAB BOOKS Inc., Blue Ridge Summit, PA 17214.

**The Microcomputer Investor*, The MicroComputer Investors Association, 902 Anderson Dr., Fredericksburg, VA 22401.

**Computerized Investing on the Stock Market* from Investment Software Concepts, P.O. Box 27, Bronxville, NY 10708.

*Woodwell, Donald, *Automating Your Financial Portfolio: An Investor's Guide to Personal Computers*, Dow-Jones-Irwin, 1818 Ridge Rd., Homewood, IL 60430.

With a microcomputer at your disposal, you can now develop and test a market theory without countless, error-prone manual calculations! A "paper portfolio," or collection of stocks to track that are not actually owned, was once too time and effort consuming for the individual investor to experiment with. When you experiment each "buy and sell" decision can be based on actual market performance and serve as a "lesson learned" in developing your own trading strategies.

Moving Averages

Moving averages provide a measure of the movement of a stock relative to itself (in price, dividend, or volume), a composite summary of a key factor (for example, the average price of a stock group), and a ratio of two or more key factors (for example, P/E ratios). The moving average is often most useful in predicting the buy versus sell position of a stock in regard to its past trend. If the current stock price drops below the moving average, a sell position would be taken and vice-versa for a buy position. The program in Listing 2-1 computes the moving average for a stock or other security given a set of successive daily prices and the length of the span over which the average is to be computed.

Listing 2-1: The Moving Average Calculator Program

```

5 HOME
10 REM MOVING AVERAGE CALCULATOR
20 PRINT "ENTER PRICE VALUES SUCCESSIVELY, '9999' TO END"
30 DIM A(200),B(200):X=0
40 X=X+1:PRINT "#";X;:INPUT A(X)
50 IF A(X)=9999 THEN X=X-1:GOTO 60
55 GOTO 40
60 INPUT "ENTER SPAN LENGTH";C
70 E=(1+C)/2:D=1:G=C
80 F=0:FOR I=D TO G
90 F=A(I)+F:NEXT
100 G=G+1:B(E)=INT(.5+F/C):E=E+1:D=D+1
110 IF G<1+X THEN 80
140 PRINT "  WEEK #      WEEKLY PRICE AVE.      MOVING AVE"
160 FOR I=1 TO X:PRINT I,A(I),B(I)
170 NEXT I
180 INPUT "TYPE '1' TO CHOOSE NEW SPAN";ZZ
190 IF ZZ<>1 THEN END
200 FOR I=1 TO X:B(I)=0:NEXT I
210 GOTO 60

```

Price/Volume Trace

In this analysis technique, the daily stock price and volume data are considered as (x, y) data points. Probability rules may be developed as clues to the immediate future performance of the stock price as it relates to volume.

Rate of Change

The rate of change is a measure that involves price fluctuations of a stock to itself and may be used to compare stocks in terms of price, sales, or earnings. On this basis you can find the stock with the best potential to increase in price in the immediate future, barring any information or indication that the current stock trend will change or reverse. It is computed as follows:

$$\% \text{ Rate of Change} = \frac{\text{Ending-Starting Price}}{\text{Starting Price}} \cdot 100$$
$$\% \text{ Rate of Change} = \frac{\text{No. of trading days}}{\text{No. of trading days}} * 100$$

This value may be determined for daily, weekly, monthly, yearly or other periods by alternating the denominator.

Change Distribution

This analysis technique compares the distributional change of individual stocks within a group to the average change of the group for a given time period. This provides a probabilistic measure of the rate of change in either relative or absolute terms.

The stock distribution, like a normal distribution, is described by the factors of price average and standard deviation; the standard deviation usually increases as the length of time considered increases and as the market rate of change increases. By knowing the typical stock price distributions for different market index rates of change, the probability of success in short-term trading is increased; the investor is equipped with the probability distribution of the price change.

Price Indexes

Price indices are indicators of the central drift

of a set of stocks or the market as a whole. These include the Dow Jones, New York Stock Exchange, American Stock Exchange, Standard & Poor index, and other indices. They can be best applied to determine a consensus of individual stock trends within a given stock category. An indicator that is well suited for computation on your personal computer would use the formula

$$\text{INDEX} = \frac{\sum \text{all stocks } x_n y_n}{y}$$

where x_n = stock price
 y_n = number of shares traded at x_n
 y = total shares traded

The moving average and indexing concepts may be used as powerful decision-making tools in determining whether the investor should be anticipating a trading decision, trading, or investigating other investments.

Ratio Relationships

The use of ratios is popular in business and finance because they afford a means of comparison of two or more factors that influence investment decisions. A well-known example is the price/earnings (P/E) ratio used in measuring the potential of a stock. Others include the ratio of sales growth, the ratio of consecutive period earnings, the yearly high stock price versus the low price, and the relative strength of a stock versus the market index. The personal computer may be used in automatically calculating many of the popular ratios and in forecasting changes of ratios through the use of statistical regression. For instance, the future price of a stock may be computed given current value per share, projected earnings, and projected percent change in the P/E ratio using this simple formula:

$$V_p = \frac{V_c E_p^2}{E_c^2}$$

where V_c = current value per share

E_p = projected earnings
 C_p = projected percent change of P/E ratio
 E_c = current earnings
 V_p = projected value per share

where n = no. of (x,y) pairs
 X = individual x values
 Y = individual y values
 b = slope of line
 a = y axis intercept

Note that all projected values must be for the same length of time.

Trend Line Analysis

Trend-line analysis is a major statistical computation in financial analysis and is accomplished by using the method of *linear least squares* fitting of data. Suppose you obtained a set of data listing the value of one stock over a period of time. If these values were plotted versus the Dow Jones Index the result could appear as shown in Fig. 2-1.

A trend line analysis would determine the equation of the line that best fits or describes the data, telling you how one variable is related to another. This equation, in the form of $y=a + bx$, provides a means to estimate the value of a variable (y) given the value of the other variable (x). The values of a and b are determined using these regression equations:

$$b = \frac{n\sum XY - \sum X \sum Y}{n \sum X^2 - (\sum X)^2}$$

$$a = \frac{1}{n} (\sum Y - b\sum X)$$

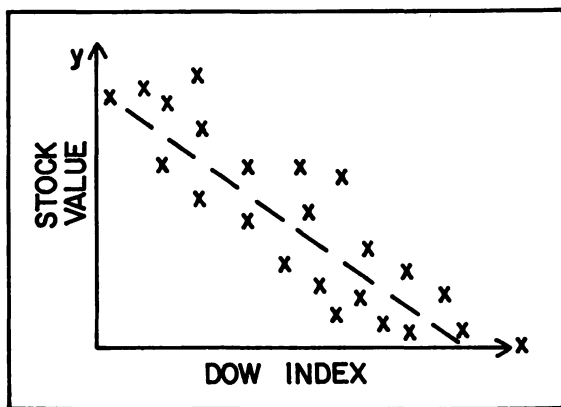


Fig. 2-1. A trend line graph.

As described in the chapter concerning mathematical and statistical applications, the standard error may be calculated for a regression line to determine how well it describes the data.

The technique of multiple linear regression is used by investors in determining the influence of more than one variable ($x_1 - x_n$) on another variable (y). The total variation in y may often be better explained through the use of multiple x variables ($y = a + b_1 x_1 + b_2 x_2 + \dots + b_n x_n$), allowing more precise prediction than is possible through the simple linear regression discussed above. For instance, one investor using microcomputer techniques has developed a four-variable regression equation describing the stock market average:

$$\log V = a + b \log E + c \log G - d \log R$$

where V = Value of the average
 E = Earnings of the average
 G = Growth rate of the average's earning
 R = Yield of quality long-term bonds

In this example, the variables (E, G, R) are regressed on V. The constants a, b, c, d are determined and used in predicting future values of V based on past relationships to E, G, and R. Multiple linear regression is also computed using the least squares method. For more information on the least squares method, refer to a textbook of statistics.

Investors using multiple linear regression techniques have developed modeling equations that reflect the influence of a wide variety of factors, with high correlations, on stock and security prices, earnings, and P/E ratios. These include

- The current month's interest yield of the Moody's AAA Bond Index.
- The ratio of pretax corporate profits for the preceding twelve months to pretax corporate profits adjusted for inventory profits for the same period.

- The ratio of current dollar gross national product for the preceding twelve months to current dollar gross national product for twelve months ending one quarter into the future.
- The average yield on taxable U.S. Government 3-5 year issues for the preceding six months.
- The average year-to-year percentage gain of the Consumer Price Index.
- The equity of the S&P 400 one year previous divided by the earnings of the S&P 400 for the latest twelve months.
- The relative consistency of dividend growth for ten years, in terms of the ratio of the correlation of the stock's dividend growth with time to that of the S&P Industrial Stock Average's dividend growth.
- The relative consistency of earnings growth for ten years, computed as above.
- The relative profit margin for the latest report twelve months.
- The relative rate of earnings growth for the previous ten years on a per-share basis.
- The relative size measured by net income for the latest twelve months.
- The relative return on equity, as earnings less dividends divided by equity at the beginning of the twelve-month period.
- The relative five-year earnings-per-share least-squares growth rate.
- The relative prospective return on equity in the year for which earnings are being estimated.
- The relative prospective earnings growth for the next quarter.
- The relative reinvestment rate in the latest year.
- The relative prospective earnings growth for the next two quarters.
- The relative dividend payout ratio for the latest twelve months.
- The relative earnings growth for the latest twelve months.

Of course, many other variables could be used at the investors discretion, including DJIA, specific industrial indicators, GNP, employment statistics, disposable personal income statistics, indices of industrial production, bank deposits, money sup-

ply, interest rates, inventory levels, accounts receivable/payable, and railroad freight usage. With a large selection of apparently useful variables to employ, you can now build a multiple regression equation on your personal computer, seeking both the highest possible correlation and confidence level and the least interaction among variables chosen. The variables may be regressed against individual stock performance, group stock performance, and market indices or other securities. Those variables that are generally most useful include measures of preceding and following interest rates, inflation, economic activity (for example GNP), industry health, and rates of change.

Database Searching

With the advent of databases available to the individual investor at low rates, a personal computer can be instructed to search for stocks fulfilling any combination of investment criteria. If, for example, you are a conservative investor, you could have a program hunt for companies whose shares have a P/E ratio of 5 or less and annual yields of 10% or more—both of which can signify undervalued companies.

Financial Ratio Analysis

Financial ratio analysis is an ideal, simple method of determining how well a particular company has performed in relation to other companies in its industry or in relation to its own past performance and of predicting future performance. Described below are several popular financial ratios that can be determined using figures from corporate annual reports and a simple BASIC program that does the necessary divisions and tabulations or comparisons with figures concerning other corporations. Over the years, security analysts, brokers, and investors have found that financial statements become more meaningful when ratios between various values on the income and balance sheets are computed. These ratios may be divided into four categories, as shown below:

Liquidity Ratios

Current ratio

Quick ratio
Inventory to working capital

Leverage Ratios

Debt to total assets
Times interest earned
Current liabilities to net worth
Fixed assets to net worth
Debt to equity

Activity Ratios

Cash velocity
Inventory turnover
Fixed assets turnover
Average collection period
Total assets turnover

Profitability Ratios

Net operating margin
Net income margin
Return on assets
Return on net worth

Liquidity ratios are designed to measure a firm's ability to meet its obligations as they mature and relate to the amount of cash and assets convertible into cash in the near future.

Leverage ratios measures the financing provided by owners as compared with the financing provided by the firm's creditors. Creditors look at the owner-supplied funds to provide them with a margin of safety, but by raising funds through debt, the owners are able to maintain control of the firm with a small investment. The return of the owners is magnified when the firm earns more on the borrowed funds than it pays in interest.

Activity ratios determine how effectively the firm utilizes the resources available.

Profitability ratios demonstrate the result of the policies and decisions of the firm's management. Both operating margins and new profits are calculated to distinguish between the results of operating policies and the results of financial policies.

The input data needed for computation of these

ratios is usually found in the financial statements of a company and includes

Cash: all cash on hand plus cash in the company's bank accounts. Any cash in certificates of deposit or other short-term deposits should be included.

Marketable securities: investments in obligations that are readily marketable and can be converted into cash on short notice.

Receivables (beginning): receivables should be net of any reserve for doubtful accounts and be fully collectible within one year. Beginning receivables are those that were due to the company at the beginning of the operating year.

Receivables (ending): those receivables due to the company at the end of the operating year.

Inventory (beginning): inventory that is on hand at the beginning of the operating year.

Inventory (ending): inventory that is on hand at the end of the operating year.

Current assets: the total of cash, marketable securities, receivables, inventories, and other assets of the company that are expected to be converted into cash in the normal course of business within the current operating year.

Fixed assets: assets such as land, buildings, leasehold improvements, equipment, fixtures, furnishings, vehicles and other assets with lives longer than one year that are used in the operations of the company.

Total assets: the total of all assets of the company, including current assets, fixed assets, and other assets.

Current liabilities: debts of the company that must be paid within one year, usually consisting of trade accounts payable, payroll taxes withheld, accrued expenses, and that portion of long-term debt coming due within one year.

Total liabilities: the total of all the debt of the company, including current as well as noncurrent liabilities.

Net worth: (also called owner's equity or stockholders' equity) the difference between total assets and total liabilities.

Sales: the total revenues earned by the company during the year, net of all sales discounts and returns.

Gross operating profit: found by subtracting cost of sales from sales. It represents the difference between the sales price of all items sold and the cost of the items sold.

Interest charges: the total amount of interest that has been paid by the company on its indebtedness.

Profit before income taxes: the net income of the company for the year after all expenses have been considered. It is commonly referred to as the "bottom line."

Current ratio. This ratio is computed by dividing current liabilities into current assets. This ratio is the generally accepted measure of the ability to satisfy short-term obligations and indicates the extent to which the claims of short-term creditors can be covered by assets that can be expected to be converted to cash in a period corresponding to the time obligations become due.

Quick ratio. This ratio is computed by deducting inventories from current assets and dividing the remainder by current liabilities. This is a measure of the ability to pay short-term obligations without relying on the sale of inventories and is a better guide to short-term liquidity than the current ratio.

Inventory to working capital. This ratio demonstrates the proportion of working capital tied up in inventory and is used to find the possible loss to the company resulting from a decline in inventory values; a low ratio is desirable.

Debt to total assets. This ratio measures the company's obligations to creditors in relation to all the funds provided to the company; the lower the ratio, the greater the protection from losses being incurred by creditors in the event of liquidation. Generally, the maximum debt ratio should be 50%.

Times interest earned. This ratio is determined by dividing earnings before interest and taxes by interest expense. This measures the extent to which earnings could fall before the company is unable to pay annual interest costs; the lower the ratio, the more difficulty the company will have in raising additional funds. A manufacturing company should cover interest more than four times and public utilities should cover interest about three times.

Current liabilities to net worth. This ratio determines the amount of funds supplied by owners compared to funds provided by current debt; if the owners have not put enough funds into the company, long-term creditors will be less willing to provide funds, and the company will have to utilize short-term financing to a great extent, resulting in greater time before current bills are paid. Lower ratios are favorable.

Fixed assets to net worth. This ratio indicates the extent to which owner's funds are invested in assets with little turnover. Higher ratios will result for industries that are capital intensive versus companies that are labor intensive.

Debt to equity. This ratio demonstrates the relation between total debt of the firm and funds provided by the owners; the lower the ratio, the greater the protection against creditor's losses in the event of liquidation. Owners may desire a high ratio because this will magnify earnings and prevent possible dilution of control of the company if additional equity must be raised.

Cash velocity ratio. This ratio is computed by dividing cash and cash equivalents into sales. This ratio indicates the number of times cash has turned over within the year; a high cash velocity indicates cash is being used effectively.

Inventory turnover. This ratio is computed by dividing the cost of sales by inventory. This ratio indicates the liquidity of inventory; a high inventory

turnover shows that inventories are being held to a minimum, and a low ratio may indicate obsolete or slow-moving stock.

Fixed assets turnover. This ratio is computed by dividing sales by fixed assets. This measures the utilization of fixed assets; a low ratio may indicate the plant isn't being utilized as effectively as possible, unless the company is labor-intensive.

Average collection period. This ratio is computed by dividing accounts receivable by average daily sales. This represents the average time period after making a sale before cash is received, indicating the effectiveness of credit and collection policies; these may need to be strengthened if this ratio is on the increase.

Total assets turnover. This ratio is computed by dividing sales by total assets. This shows the effectiveness of the firm in utilizing resources to generate sales; a high ratio may indicate over-utilization of assets, and a low ratio may indicate an excessive investment or idle assets.

Gross operating margins. This ratio is computed by dividing gross operating profit by sales. This ratio determines how far unit selling prices may decline without resulting in a loss from the sale of units and how products are priced in relation to their cost.

Net operating margin. This ratio is computed by dividing profit before taxes by sales. This shows the amount each sales dollar provides to the continuing operation of the firm before consideration of income taxes.

Net income margins. This ratio is determined by dividing net profits after taxes by sales. A lower ratio indicates selling prices are relatively low and total costs are relatively high; thus, a small percentage drop in sales may result in losses. This ratio indicates the profitability after taking into account all income taxes and expenses and measures the return on sales.

Return on assets ratio. This ratio is computed by dividing net profits after taxes by total assets. This measures rate of return on total resources.

Return on net worth ratio. This ratio is computed by dividing net profit after taxes by net

worth. This ratio is indicative of the company's earning on the investment of shareholders. A high or increasing value is favorable, although a very high value may indicate intense competition. Additionally, temporary inventory profits may be the result of increasing commodity prices. A high value could also be caused by general prosperity or a declining position.

Combined coverage. Combined coverage is computed by dividing annual interest and debt costs plus preferred dividends into the adjusted operating profit after taxes and before interest. A combined coverage of four is considered acceptable for an industrial company; a coverage of three times the combined requirements would make a utility stock high-grade.

Dividend payout. The dividend payout is the percentage of earnings on common stock that are paid out as dividends. Industrial companies average about 55%, utilities 70%, and growth companies less than 55%.

Book value per share. The book value per share is determined by adding the stated or par value of the common stock to the additional paid-in capital and retained earnings accounts and dividing by the number of common shares. The book value would be lower for companies in which preferred stock is entitled to share in additional paid-in capital. The book value is not as important an indicator as earnings and prospects for industrial companies. However, the book value of stock for financial institutions and utilities is important in analysis.

Additional Investment Applications

On the following pages you will find ten more ways in which you can use your microcomputer as a tool for making profitable financial decisions.

Company growth rates. The program in Listing 2-2 may be used to calculate company growth rates using historical financial data.

The intrinsic value of a stock. This value is calculated with this formula:

$$I = \frac{TC \cdot AMT}{CS}$$

Listing 2-2: The Growth Rate Calculator Program

```
100 REM CALCULATION OF THE GROWTH RATE
110 A = 0
120 INPUT "ENTER THE NUMBER OF DATA POINTS ";Z(0)
130 PRINT "ENTER DATA POINTS SUCCESSIVELY"
140 FOR B = 1 TO Z(0)
150 INPUT Z(B)
160 NEXT B
170 FOR B = 1 TO Z(0)
180 IF Z(B) < = 0 THEN PRINT "DATA LESS THAN ZERO NOT ALLOWED": GOTO 110
190 A = A + LOG (Z(B))
200 NEXT B
210 A = (1 / Z(0)) * A
220 Z6 = 0:Z7 = 0
230 FOR B = 1 TO Z(0)
240 Z6 = Z6 + ( LOG (Z(B)) - A) * (B - (Z(0) / 2))
250 Z7 = Z7 + ((B - (Z(0) / 2)) ^ 2)
260 NEXT B
270 V = Z6 / Z7
280 PRINT "THE GROWTH RATE IS "; INT ((100 * V) + .5);"%
290 PRINT
300 END
```

Where I = intrinsic value

TC = total corporation capital

AMT = price per share

CS = amount in dollars of capital stock

A stock valuation program. A program of this type could find current and future values of a stock and the rate of return before and after taxes. Commissions would be considered in all calculations.

Brokerage commissions. Commissions could be calculated on standard and odd lots, as well as for stocks selling below one dollar per share.

Earnings per share estimation. A historical balance sheet and income data could be used to estimate future earnings for a given stock; future estimations may be made with trend-line analysis.

An options valuation program. Using the Black-Scholes or another economic model, an options valuation program could determine the optimum hedge ratio and spread of any options. When selling partially covered calls or when selling puts and shortening stock, an options writing program could be used to find the maximum profit and upper and lower break-even points.

A program of this type is presented in Listing 2-3. The purpose of this program is to assist the

investor in planning the most profitable stock-option buy and sell strategy. The strategy used by the program involves the selling of options against stock bought; this is usually considered the least risky strategy and it is often the most profitable one. For example, you could buy 100 shares of stock to use as collateral for each call option sold. A call option, which is sold at a premium, allows the purchaser the right to buy the stock at a certain price (called the strike point), no matter what the true stock price becomes. However, the option is valid only for a certain length of time, known as the life of the option. This computer program will request information pertaining to the stock and will calculate the value of the stock and return on investment (ROI) over a range of 40% to 160% of the current value. Using this data, the investor should be able to decide the probability that a certain buy and sell strategy will be profitable. In the final analysis, the program uses a set of financial formulas to recommend a specific buy-sell strategy and then prints an itemized listing of all costs, brokerage fees, proceeds and returns. To make the best use of this program, it is suggested that you study references concerning stock-option strategies.

Listing 2-3: The Stock Option Analysis Program

```
10 REM STOCK OPTION ANALYSIS PROGRAM
20 HOME
30 PRINT "STOCK OPTION ANALYSIS PROGRAM"
40 DIM D(12),A$(20),B(10),F(12),K$(12)
50 FOR D4 = 1 TO 12
60 READ D(D4):F(D4) = D4: READ K$(D4)
70 NEXT D4
80 INPUT "ENTER THE NUMERICAL MONTH, DAY, YEAR ";M1,D9,Y1
90 INPUT "IS THE STOCK TO BE BOUGHT ON MARGIN (1=YES,2=NO)";M
100 INPUT "ENTER THE % MARGIN RATE ";M2
110 IF M = 1 THEN D5 = .5: GOTO 120
115 IF M < > 1 THEN D5 = 1
120 PRINT "ENTER THE NAME OF THE STOCK OR ID, THE"
130 INPUT "DIVIDEND IN $'S PER SHARE PER QUARTER ";D6$,D7
140 PRINT "ENTER THE NUMBER OF SHARES TO BE"
150 INPUT "PURCHASED (MULTIPLE OF 100 SHARES) ";D8
160 INPUT "ENTER THE PRICE PER SHARE ";P9
170 INPUT "SELECT MARKET 1)NYSE, 2)OTC ";E
180 PRINT "ENTER THE EXPIRATION MONTH"
190 INPUT "(E.G. 1=JANUARY, 2=FEBRUARY...) ";E2
200 INPUT "ENTER THE STRIKE PRICE ";E3
210 PRINT "ENTER THE COST PER OPTION (MULTIPLY"
220 INPUT "PRICE BY 100) ";E4
230 E5 = D8 / 100
240 PRINT "ENTER THE JANUARY, APRIL, JULY,OCTOBER,"
250 INPUT "PREMIUMS ";B(1),B(4),B(7),B(10)
260 C4 = 100:C3 = 100
270 FOR C8 = 1 TO 10 STEP 3
280 IF B(C8) = 0 THEN 620
290 C9 = B(C8)
300 A4 = C8 * 30.4225
310 A8 = A4 + A7 - ((M1 - 1) * 30.4225) - D9
320 C = P9 * C3
330 FOR A9 = 1 TO 2
340 C4 = A9 * C4
350 D = C4 * C9
360 B4 = D * .034 + .017 * C
370 B5 = B4 + C - D
380 B6 = B5 * .085 * A8 / 365
390 D1 = B6 + B5
400 INPUT "MORE--PRESS ENTER ";A$: HOME
410 PRINT "MONTH OF CALL";C8
420 PRINT "INITIAL INVESTMENT";B5
430 PRINT "TOTAL INVESTMENT ";D1
440 PRINT "EFFECTIVE WRITING RATIO";A9
450 PRINT
460 PRINT "STOCK PRICE    RETURN    ROI    ROI/YR"
470 FOR D2 = - 4 TO 6
480 A1 = (1 - (.1 * D2)) * C
490 IF A1 / C3 > (.25 + E3) THEN 540
500 B9 = 0
510 B7 = A1 - D1
520 GOTO 560
530 D1 = (1 - A9) * A1 + D1
540 B7 = C3 * E3 - D1 - 100 * (A9 - 1) * E3
```

```

550 B9 = (((A1 / C3 + 1) - (1.068 * C9)) * 100) / (1.068 * C9)
560 B8 = B7 / D1 * 100
570 C2 = A1 / C3
580 D3 = B8 / (A8 / 365)
590 FT = C2: GOSUB 1210: PRINT " ";:FT = B7: GOSUB 1210: PRINT " ";
595 FT = B8: GOSUB 1210: PRINT " ";:FT = D3: GOSUB 1210: PRINT ""
600 NEXT D2
610 NEXT A9
620 NEXT C8
630 IF A8 > 180 THEN PRINT "LONG TERM"
640 PRINT
650 E6 = INT (E5 * E3 * 100)
660 E7 = INT (E4 * E5)
670 E8 = Y1 * 365
680 E9 = D9 + D(M1) + E8
690 F = E8 + 20 + D(E2)
700 F1 = F - E9: IF F1 < 0 THEN F1 = F1 + 365
710 F2 = INT ((F1 / 90) + .5)
720 F3 = INT (F2 * D7 * D8)
730 F5 = INT (P9 * D8)
740 F6 = INT (D5 * F5)
750 GOSUB 1120
760 G1 = G2:F9 = E6:G = D8 / 100: GOSUB 1120
770 G3 = G2:F9 = E7:G = E5:F8 = 3
780 GOSUB 1120
790 GOSUB 1120
800 G4 = G2
810 G5 = F7 - E7 - F3 + G3 + G4 + G1
820 IF D5 = 1 THEN G6 = 0: GOTO 830
825 IF D5 < > 1 THEN G6 = INT (((M2 / 100) * G5) * F1 / 365)
830 G7 = G6 + G3 + F7 + G4 + G1 + F6
840 G8 = F4 - G7
850 G9 = F6 - F3 - E7 + G6 + G3 + G1 + G4
860 H = INT ((G8 * 1000) / G9) / 10
870 H2 = INT (((G7 - F3 - E7) * 100) / D8) / 100
880 H1 = INT (3650 * H / F1) / 10
890 INPUT "PRESS ENTER TO CONTINUE ";A$: PRINT
900 PRINT "COVERED WRITE:";D6$;" DATE (MMDDYY):";M1;D9;Y1
910 PRINT "HEDGE STRATEGY:"
920 PRINT "BUY";D8;"SHARES.(PRICE=$";P9;")"
930 PRINT "SELL";E5;" ";K$(E2);E3;" 'S ($";E4;"APIECE)"
940 INPUT "PRESS ENTER TO CONTINUE ";A$
950 HOME : PRINT "EXPENSES:"
960 PRINT " IMMEDIATE      $";:FT = F6: GOSUB 1210: PRINT ""
970 PRINT " LOAN (50%)      $";:FT = F7: GOSUB 1210: PRINT ""
980 PRINT " BROKER'S FEES    $"
990 PRINT " OPTION          $";:FT = G4: GOSUB 1210: PRINT ""
1000 PRINT " IN                $";:FT = G1: GOSUB 1210: PRINT ""
1010 PRINT " OUT               $";:FT = G3: GOSUB 1210: PRINT ""
1020 PRINT " MARGIN COST      $";:FT = G6: GOSUB 1210: PRINT ""
1030 PRINT "TOTAL             $";:FT = G7: GOSUB 1210: PRINT ""
1040 PRINT "INCOME:": PRINT " STOCK $";:FT = E6: GOSUB 1210: PRINT ""
1050 PRINT " OPTION          $";:FT = E7: GOSUB 1210: PRINT ""
1060 PRINT " DIVIDENDS       $";:FT = F3: GOSUB 1210: PRINT ""
1070 PRINT "TOTAL           $";:FT = F4: GOSUB 1210: PRINT ""
1080 PRINT "TOTAL           $";:FT = F4: GOSUB 1210: PRINT ""
1090 PRINT : PRINT "THE RETURN ON YOUR MONEY IS";H;"% ($";:FT = G8

```

```

1095 GOSUB 1210: PRINT " ON $";:FT = INT (G9): GOSUB 1210: PRINT ")"
1100 PRINT "FOR";F1;" DAYS,";H1;"% ANNUALLY."
1110 PRINT "THE BREAK-EVEN POINT IS A PRICE OF $";
1115 FT = ( INT (H2 * 10)) / 10: GOSUB 1210: GOTO 1200
1120 G2 = ((9.000001E - 03 * F9) + 22) + (6 * G)
1130 ON F8 GOTO 1160,1170,1180
1140 IF G2 < 25 THEN G2 = 25
1150 RETURN
1160 G2 = INT (.7 * G2): RETURN
1170 G2 = 21 * G: RETURN
1180 G2 = INT (.82 * G2): RETURN
1190 DATA 0,JANUARY,31,FEBRUARY,59,MARCH,90,APRIL,120,MAY,151,JUNE,182,JULY
1195 DATA 212,AUGUST,243,SEPTEMBER,272,OCTOBER,304,NOVEMBER,334,DECEMBER
1200 END
1210 REM MONEY FORMAT SUBROUTINE
1220 FT$ = STR$ (FT)
1230 FOR I = 1 TO LEN (FT$)
1240 PRINT MID$ (FT$,I,1);
1250 IF MID$ (FT$,I,1) = "." THEN GOTO 1290
1260 NEXT
1270 PRINT ".":; GOTO 1320
1280 GOTO 1350
1290 FOR KM = (I + 1) TO (I + 2)
1300 PRINT MID$ (FT$,KM,1);
1310 NEXT
1320 LM = LEN (FT$) - I
1330 IF LM < 1 THEN PRINT "00";
1340 IF LM = 1 THEN PRINT "0";
1350 RETURN

```

Computation of short-term insolvency.

In this "Z-Score" computation based on an American Institute of Certified Public Accountants timesharing program, the short-term liquidity trend score indicates whether a company is likely to face financial difficulties in the near future.

$$Z = .012*((G-L)/I) + .014*(W/I) + .033*((P+E)/I) + .006*(W/M) + .999*(S/I)$$

where G = current

L = current liabilities

I = total assets

W = net worth

P = profit before income taxes

E = interest changes

M = total liabilities

S = sales

Z = "Z score"

Stock alpha and beta. In this approach to

analysis, the investor compares movement of a stock over a period of time with movement of a market average. This can be best measured by comparing the percent change in a given stock's price with the percent change in the market as a whole over several large recent market fluctuations and deriving a result in the form $y=a+bx$ where y =percent change in a stock's price given x as the percent change in the market level. The constant a is called *alpha* and is a measure of the stock's absolute continuing movement; high positive alphas are always attractive in stocks. The coefficient b is called the stock's *beta* and is a measure of the riskiness of a given stock. High betas should produce good relative performance in a bull market, but relatively poor performance in a declining market. Beta's may be calculated separately as a function of such factors as size of the company involved, its capital structure (for example, its debt/equity ratio), return on equity, earnings consistency, and so forth. You may experiment with multiple linear regression in determining the relationship between

beta's and these or other variables. In general, the greater the beta, the cheaper the stock should seem to be and the greater the appreciation potential. A risk versus benefit analysis may be conducted, with, for example, betas charted versus potential appreciation based on present discounted value of the price of the stock.

Equations used to independently determine stock betas are as follows and are well-suited for incorporation into a portfolio analysis program:

Stock Beta

$$\text{Beta} = \frac{\left(\begin{array}{c} \text{Covariance of market and} \\ \text{stock risk premiums} \end{array} \right)}{\text{Variance of market risk premium}}$$

$$\text{Variance} = \sum_{\text{time}} \left(\begin{array}{c} (\text{market risk premium} - \text{ave.} \\ \text{market risk premium})^2 \end{array} \right)$$

$$\text{Convariance} = \sum_{\text{time}} \left(\begin{array}{c} (\text{SRP} - \text{ave. SPR}) * \\ (\text{MRP} - \text{ave. MRP}) \end{array} \right)$$

SRP = stock risk premium

MRP = market risk premium

risk premium = (rate of return) - (risk free rate of return)

$$\text{risk free rate of return} = \frac{1}{12 \cdot (\text{annual rate of a 3 month T-bill})}$$

$$\text{rate of return} = \frac{(\text{price at month end} + \text{dividend}) - (\text{price at month start})}{\text{price at month start}}$$

For market statistics use the *Standard & Poors 500 Stock Index*.

Portfolio Beta

$$\text{Beta} = \sum_{\text{portfolio}} \left(\begin{array}{c} (\text{stock beta}) * \\ (\% \text{ of market value}) \end{array} \right)$$

$$\% \text{ market value} = \frac{\text{market value of a stock}}{\text{total market value}}$$

market value of a stock = current price × no. of shares

Inflation rate effect. An oversimplified but often useful method of forecasting the effect of a given inflation rate on the stock market is as follows. First, assume that the cost of money is constant at three percent. Add to this value a one-percent constant that will be assumed to be the risk factor for owning stocks instead of bonds. To this sum add the current inflation rate. Divide this final sum into 100; the result is the average stock market multiple of earnings. Now, multiply this result by the sum of the estimated yearly earnings of the thirty Dow Jones Industrial stocks. If the sum of the estimated earnings is not known, a simple computer program could determine earnings for the industrial stocks from the newspaper listings of price and price/earnings ratios (earnings=price/price-earnings ratio); a method of determining future earnings growth would have to be employed. The final product calculated is a projected Dow Jones industrial stock average.

The calculations would be as follows, assuming an inflation rate of five percent and estimated Dow industrial stock earnings of \$110:

$$\frac{100}{(3\% + 1\% + 5\%)} \cdot 110. = 1222.$$

Calculation of the future value of an investment. You can use the program in Listing 2-4 to calculate how much an investment will be worth in the future.

Investment analysis using interest rate formulas. The set of interest rate formulae outlined below may be used to assess and compare the values of investments with respect to time and money, considering that money today is inherently worth more than the same money tomorrow. In an investment, money passes from and to the investor in the form of borrowed money, loaned money,

Listing 2-4: The Future Value Program

```
100 REM CALCULATION OF THE FUTURE VALUE OF AN INVESTMENT
105 A = 0:B = 0:C = 0:D = 0:E = 0:F = 0
110 HOME : REM CLEAR SCREEN
130 INPUT "ENTER THE CONSUMER PRICE INDEX FOR PREVIOUS YEAR ";F
140 INPUT "ENTER THE CONSUMER PRICE INDEX FOR CURRENT YEAR ";E
150 INPUT "ENTER THE PRESENT VALUE OF THE INVESTMENT (OR PRODUCT/SALARY) ";C
160 INPUT "ENTER THE NUMBER OF PERIODS TO BE CALCULATED ";B
170 A = (100 * (E - F) / F) / 100
180 D = INT ((C * (A + 1) ^ B) * 100 + .5) / 100
190 PRINT
200 PRINT "THE FUTURE VALUE IS: $";D
210 PRINT
215 INPUT "CALCULATE ANOTHER (Y/N)? ";A$: IF A$ = "Y" THEN GOTO 100
220 END
```

dividends received, installment loan payments made, and so on; these are called *cash flows*. The resulting profit or loss can be measured as an interest rate, the rate being absolute throughout the whole period of investment or applying only to a specific time interval. A \$30 profit on a \$100 investment four years ago is a 30% profit in absolute terms, but when it is measured at an annual rate (using the equations below), the profit comes to 6.8%.

The interest equations below may be divided into two sets: equations 1, 4, 7, and 9 are used to measure investments in which transactions occur only twice—once at the beginning and once at the end of the investment period. The other eight equations apply to problems in which constant dollar transactions occur at regular intervals. An installment loan is a good example of this kind of problem. If you borrow \$4000 to buy a car and pay off the loan over 36 months at 12% interest, equation 11 may be used to compute the amount for each payment (\$132.86).

It is important to note that there is no formula for solving for interest rates directly in the second set of equations, because i cannot be isolated on one side of the equation. The only method to solve for interest rates in this situation is to use a “brute-force” approach in which the computer tries values for i and solves for F or P until the right answer is found. The value for i would be successively approximated.

The formulae in Table 2-1 will be used

throughout this chapter in discussing loans, mortgages, annuities, and real estate evaluation. The uses are as varied as the diversity of investments. The personal computer becomes useful in answering “what if?” questions involving changes in interest rates, time periods, and other variables with these equations or useful in solving equations 5 and 6 in Table 2-1, which require an iterative approach.

Financial databases. The easiest way to enter information into stock-market programs is over the telephone. Various database services supply detailed financial information—both current and historical—which can be retrieved by any computer through a telephone modem. On-line services offer most, if not all, of the securities you are likely to be interested in. For instance, one of the popular personal computer networks (CompuServe) offers the following financial information for instant retrieval:

- Figures on more than 9,000 securities, updated throughout each trading day—no need to wait for day-old stock values in the newspaper.
- Detailed descriptive and financial information on thousands of major publicly-held companies.
- Current and historical information on more than 40,000 stocks, bonds, and options.
- Continually updated information on prices and basic news stories incorporating market commentary and statistics.
- Specialized reports on commodities, today’s economy, and implications for the future.

This table shows the appropriate formulae to use given three input parameters and a required output parameter.

GIVEN	no. of uniform periods	(<i>n</i>)	x	x	x	x	x	x	
	interest rate per period	(<i>i</i>)	x	x	x				x x x
	present value	(<i>P</i>)	x			x	x		x x
	future value	(<i>F</i>)		x				x	x x
	uniform payments	(<i>R</i>)				x	x	x	x x
REQUIRED		<i>n</i>							1 2 3
		<i>i</i>				4	5	6	
		<i>P</i>		7	8				
		<i>F</i>	9		10				
		<i>R</i>	11	12					

$$1. n = \frac{\log \frac{F}{P}}{\log (1+i)}$$

$$7. P = \frac{F}{(1+i)^n}$$

$$2. n = \frac{\log \frac{1}{1-iP/R}}{\log (1+i)}$$

$$8. P = R \frac{1 + (1+i)^{-n}}{i}$$

$$3. n = \frac{\log 1 + \frac{iF}{R}}{\log (1+i)}$$

$$9. F = P(1+i)^n$$

$$4. i = \sqrt[n]{\frac{F}{P}} - 1$$

$$10. F = R \frac{(1+i)^n - 1}{i}$$

$$5. i = \frac{R}{P} (1 - [1 - i]^{-n})$$

$$11. R = P \frac{i}{1 - (1+i)^{-n}}$$

$$6. i = \frac{R}{F} ((1+i)^n - 1)$$

$$12. R = F \frac{i}{(1+i)^n - 1}$$

Table 2-1. Look-up Table of Financial Formulae.

- Financial commentary from the nation's leading news publications.

Alternatively, companies such as Standard & Poor offer market statistic updates sent periodically on floppy disk. The S&P package costs about \$500 per year and provides monthly updates of some 100 types of basic financial data, ranging from sales to assets, for about 1,500 publicly traded companies.

Other databases specialize in business information and can supply text of leading industry newsletters, with extensive search and indexing capabilities. The NewsNet Network, 945 Haverford Road, Bryn Mawr, PA 19010, for instance, provides full text of over 125 business newsletters in the following areas:

- advertising and marketing
- aerospace
- automobile industry
- behavioral sciences and social services
- corporate communications
- education
- electronics and computers
- energy
- entertainment and leisure
- environment
- farming and food
- finance, accounting, and taxes
- general business management
- government regulations and law
- international affairs
- investments
- labor

metals and mining
 office automation
 politics
 publishing and broadcasting
 real estate
 politics
 telecommunications
 transportation

c = capital, invested or borrowed
 p = rate of interest
 d = number of days

Compound interest can also be calculated. Given three of the four variables F, P, i, and n, the fourth may be solved for using equations 1, 4, 7, or 9 in Table 2-1.

The true interest is calculated as follows:

$$R = \frac{24F_c}{m I_m (m + 1)}$$

Interest calculations. The microcomputer can be used to calculate simple, compound and true interest. A program could be written to calculate the exact number of days between two dates, and number of months, days, and years in the interest period: leap years would be accounted for. The following formula would be used:

$$i = \frac{\text{cpd}}{100 \ 360}$$

where i = interest on the capital

where R = the true interest rate
 F_c = finance charge
 m = number of months
 I_m = monthly installment

The BASIC program in Listing 2-5 computes the true annual interest rate. An ideal application involves evaluation of installment loans.

Listing 2-5: The True Annual Interest Rate Program

```

10 REM TRUE ANNUAL INTEREST RATE COMPUTATION
20 REM FOR USE WITH INSTALLMENT LOANS
25 HOME
30 INPUT "ENTER THE AMOUNT OF THE LOAN (WITHOUT INTEREST) ";B
40 INPUT "ENTER THE AMOUNT OF EACH PAYMENT ";A
50 INPUT "ENTER THE TOTAL NUMBER OF PAYMENTS ";C
60 INPUT "ENTER THE NUMBER OF PAYMENTS PER YEAR ";D
70 PRINT : PRINT
80 IF C = 1 THEN 680
90 IF C * A > = B THEN 150
100 PRINT : PRINT
110 PRINT "THE PAYMENTS SUM TO LESS THAN THE AMOUNT OWED ";
130 PRINT
135 INPUT "TYPE ENTER WHEN READY ";A$
140 GOTO 10
150 E = 0:F = 100
160 GOSUB 260
170 IF A = G THEN 360
180 IF A > G THEN 220
190 E = E - F: GOTO 230
220 E = E + F
230 F = F / 2
240 IF F < .0001 THEN 360
250 GOTO 160
260 H = E / 100 * D
270 J = H + 1
280 IF C * J < = 75 THEN 310

```

```

290 G = B * H
300 RETURN
310 IF G > 1 THEN G = B * J ^ C * H / (J ^ C - 1): GOTO 320
315 G = B / C
320 RETURN
360 E = INT (.05 + 100 * E)
370 IF E < 199.5 THEN 430
380 PRINT
390 PRINT "THE INTEREST RATE IS TOO HIGH, RE-ENTER";
420 GOTO 10
430 PRINT : PRINT "TRUE ANNUAL INTEREST RATE=";E;%"
440 PRINT : PRINT
450 INPUT "TYPE ENTER WHEN READY ";A$
460 GOTO 10
680 E = (A / B - 1) * D
685 PRINT E
690 E = 100 * E
700 GOTO 360

```

Minimum investment for withdrawals.

This formula may be used to determine the minimum investment required to allow regular withdrawals of a given amount over a given time period, assuming compounded interest with each withdrawal and an ending balance of \$0. A retiree might use this formula to compute the amount to invest in a savings account at 6 percent interest to provide monthly withdrawals of \$100.00 for 10 years.

$$P = \frac{R \cdot N}{i} \left(1 - \frac{1}{(1 + i/N)^{NY}} \right)$$

where P = initial investment
R = amount of regular withdrawal
i = nominal interest rate
N = number of withdrawals per year
Y = number of years

Mortgages

The computer can be very useful to the home buyer in simplifying the many financial options available. You can use your computer to determine mortgage payments based on the interest rates available, the length of the life of the mortgage, and the amount. With recent swings in interest rates,

knowing what you will be paying at any given interest can be very important; a difference of a half or one percent can be substantial. This information is also important in budget planning—in determining how much of the family income must be allocated to mortgage or loan payments. You can do a “What if?” analysis; that is, if interest rates are predicted to decline by 3% next year, is it best to buy or wait? With your microcomputer and the financial formulae outlined in Table 2-1, the financial ramifications of home buying or other investments can be easily determined.

It may be worth your while to analyze a mortgage agreement on your computer before signing any contracts. A yearly amortization program could calculate a schedule of payments, the annual debt service, the mortgage constant, the remaining balance, the payment to principal, the payment to interest, the accumulated principal, and the accumulate interest for each year. A general amortization program could solve for the following additional factors: the number of payments to reach a certain balance, the payment amount, the annual percentage rate, and the principal amount. Listing 2-6 is a sample mortgage schedule program.

Special programs could calculate the above values for wraparound mortgages and determine the price and yield of discounted mortgages.

Listing 2-6: The Mortgage Schedule Program

```
90 HOME
100 PRINT "MORTGAGE SCHEDULE CALCULATION, BASED ON"
110 PRINT "MONTHLY PAYMENT": PRINT
120 DIM A(3),B(3)
140 INPUT "ENTER THE NUMBER OF YEARS OF THE LOAN ";X
150 INPUT "ENTER THE YEARLY INTEREST RATE ";X1
160 INPUT "ENTER THE AMOUNT OF THE MORTGAGE ";B
170 B1 = 12 * X
180 X1 = X1 / 1200
190 B2 = B * X1 / (1 - (1 / (1 + X1)) ^ B1)
200 T = 0
210 B(2) = 0:B(1) = 0:B3 = B2 * B1 - B:A(2) = 0:A(3) = B:A(1) = 0
220 PRINT "MONTHLY PAYMENT IS ";:KL = B2: GOSUB 400
230 PRINT
240 PRINT "PRNCPL PD*PRNCPL LFT*INT PD**TTL PD"
250 FOR I = 1 TO X
260 FOR J = 1 TO 12
270 T = T + B2
280 B(1) = A(3) * X1
290 A(1) = B2 - B(1)
300 A(2) = A(2) + A(1)
310 A(3) = A(3) - A(1)
320 B(2) = B(2) + B(1)
330 B(3) = B(3) - B(1)
340 NEXT J
350 KL = A(2): GOSUB 400: PRINT " ";:KL = A(3)
355 GOSUB 400: PRINT " ";:KL = B(2): GOSUB 400: PRINT " ";:KL = T: GOSUB 400
357 PRINT ""
360 NEXT I
370 PRINT
380 END
400 REM MONEY FORMAT SUBROUTINE
420 KL$ = STR$(KL)
430 FOR I = 1 TO LEN(KL$)
440 PRINT MID$(KL$,I,1);
450 IF MID$(KL$,I,1) = "." THEN GOTO 500
460 NEXT
465 PRINT ".": GOTO 530
470 GOTO 160
500 FOR KM = (I + 1) TO (I + 2)
510 PRINT MID$(KL$,KM,1);
520 NEXT
530 LM = LEN(KL$) - I
540 IF LM < 1 THEN PRINT "00";
545 IF LM = 1 THEN PRINT "0";
560 RETURN
```

Loans

An amortization schedule for a loan as well as the time required for repayment can be calculated

by the loan amortization program in Listing 2-7.

Here is a sample run showing how this program functions.

LOAN AMORTIZATION SCHEDULE

PRINCIPAL=\$4800.00

#OF PERIODS=12

INTEREST RATE=5.6%

PAYMENT NUMBER	REMAINING PRINCIPAL	MONTHLY PAYMENT	PRINCIPAL PAYMENT	INTEREST PAYMENT
1	4410.16	412.24	389.84	22.40
2	4018.51	412.24	391.66	20.58
3	3625.02	412.24	393.48	18.75
4	3229.70	412.24	395.32	16.92
5	2832.54	412.24	397.16	15.07
6	2433.52	412.24	399.02	13.22
7	2032.64	412.24	400.88	11.36
8	1629.89	412.24	402.75	9.49
9	1225.26	412.24	404.63	7.61
10	818.74	412.24	406.52	5.72
11	410.32	412.24	408.42	3.82
12	0.00	412.24	410.32	1.91
OVERALL TOTALS		\$4946.84	\$4800.00	\$146.84

Listing 2-7: The Loan Amortization Program

```

20 HOME : REM CLEAR SCREEN
30 PRINT "LOANS": PRINT
40 PRINT "SELECT: 1)PAYMENT AMOU
   NT CALCULATION"
50 INPUT "          2)TIME OF PAYM
   ENT CALCULATION ";A
60 ON A GOTO 70,2000
65 GOTO 40
70 INPUT "ENTER THE AMOUNT OF TH
   E LOAN ";AM
80 INPUT "ENTER THE NUMBER OF PA
   YMENTS (USUALLY YRS.*12 )
   ";N
90 INPUT "ENTER THE ANNUAL INTER
   EST RATE ";I
100 B = I / 1200
110 C = N
120 INPUT "ENTER THE MONTH OF TH
   E FIRST PAYMENT (1-12) ";
   M
130 INPUT "ENTER THE YEAR OF THE
   FIRST PAYMENT ";Y
140 D = 1: FOR X = 1 TO C
150 D = (1 + B) * D
160 NEXT X
170 D = 1 / D:F = B / (1 - D) * A
   M
180 G = F: GOSUB 5000
200 H = Y:J = 1:L = AM:K = M - 1:
   E = 0:P = 0
210 HOME
220 PRINT "AMORTIZATION TABLE"
230 PRINT "MONTHLY PAYMENT: $";:
   FT = F: GOSUB 6000
240 PRINT "AMOUNT OF LOAN: $";AM
   : PRINT "INTEREST RATE=";I
260 IF S = 0 THEN PRINT : GOTO
   280
270 PRINT "TERM+";N;"MONTHS"
280 PRINT "PAYMENTS #";J;" TO ";
   J + 9
290 PRINT "DATE INTEREST PRI
   NCIPAL BALANCE"
300 FOR X = J TO J + 9
310 K = K + 1
320 IF K = 13 THEN K = 1:H = H +
   1
330 A2 = L * B:G = A2
340 GOSUB 5000
350 A2 = G:S = F - A2:G = S
360 GOSUB 5000
370 S = G
380 L = L - S:G = L
390 GOSUB 5000

```

```

400 L = G:P = A2 + P:E = S + E
410 PRINT K;" / ";H;: PRINT " ";:
    FT = A2: GOSUB 6000: PRINT "
    ";
415 FT = S: GOSUB 6000: PRINT "
    ";:FT = L: GOSUB 6000: PRINT
    ""
420 IF J = C - 1 THEN 600
430 J = J + 1
440 NEXT X
450 G = P
460 GOSUB 5000
470 P = G
480 PRINT "TOTAL INTEREST TO DATE $";P: PRINT "TOTAL PRINCIPAL TO DATE $";E
490 INPUT "PRESS ENTER TO SEE NEXT PAGE ";A$
500 GOTO 210
600 A2 = B * L
610 G = A2: GOSUB 5000
620 A2 = G:S = L:A3 = F:F = S + A2:K = K + 1
630 IF K = 12 THEN K = 1:H = H + 1
640 L = L - S:J = J + 1:E = S + E:P = P + A2
650 PRINT K;: PRINT " ";:FT = A2: GOSUB 6000: PRINT " ";:FT = S
655 GOSUB 6000: PRINT " ";:FT = L: GOSUB 6000: PRINT ""
660 PRINT "TOTAL INTEREST TO DATE=$";P
670 PRINT "TOTAL PRINCIPAL TO DATE="";E
680 PRINT "FINAL PAYMENT=$";F
690 G = F: GOSUB 5000
700 F = G:F = A3
710 INPUT "CONTINUE OR END (C/E) ";A4$
720 IF A4$ = "C" THEN GOTO 30
730 PRINT CHR$(4);"RUN MENU"
2000 HOME
2010 INPUT "ENTER THE AMOUNT BORROWED ";B1
2020 INPUT "ENTER THE INTEREST RATE/YR. ";B2
2030 INPUT "ENTER THE MONTHLY PAYMENT ";E
2040 INPUT "ENTER THE MONTHS PAYMENTS BEGIN (1-12) ";M
2050 INPUT "ENTER THE YEAR OF THE BEGINNING PAYMENT ";Y
2060 B3 = B1 * B2 / 1200 - E * (12 - M)
2070 IF B3 < = 0 THEN 2130
2080 PRINT : PRINT : PRINT : PRINT
2090 PRINT "THE MINIMUM PAYMENT=$";:FT = B1 * B2 / 1200: GOSUB 6000: PRINT ""
2100 GOTO 2010
2130 B = 1 - B2 / 1200 * B1 / E
2140 X = B: GOSUB 4000
2150 B = R
2160 F = 1 + B2 / 1200
2170 X = F: GOSUB 4000
2180 F = R
2190 J = - (B / F)
2200 PRINT
2210 IF B3 = 0 THEN PRINT "PAYMENTS COVER INTEREST ONLY ": GOTO 2230
2220 PRINT "NO. OF MONTHS FOR PAYMENTS="";J
2230 H = INT (J / 12):N = J - H * 12
2240 IF N > 1 THEN N = N + 1
2250 N = INT (N):C = 12 * H + N
2260 IF N > 11 THEN H = H + 1:N = N - 12
2270 IF B3 = 0 THEN S = 0: GOTO 2290
2280 PRINT "=";H;"YEARS+ ";N;" MONTHS TO PAY LOAN"
2290 PRINT : PRINT : PRINT
2300 INPUT "PRESS ENTER TO CONTINUE";A$
2310 J = N:B = B2 / 1200:F = E:N = N + 12 * H:AM = B1:R = B2
2320 F = F / B3
2325 F = E:I = B2
2330 GOTO 180
2340 GOTO 180
2350 AM = (X - 1) / (X + 1)
2360 C = AM * AM * AM
2370 R = 2 * (AM + 1 / 3 * C + 1 / 5 * AM * AM * C + A / 7 * C * C * AM + 1 / 9 * C * C * C + 1 / 11 * C * C * C * AM * AM )
4000 AM = (X - 1) / (X + 1)
4010 C = AM * AM * AM
4020 R = 2 * (AM + 1 / 3 * C + 1 / 5 * AM * AM * C + 1 / 7 * C * C * AM + 1 / 9 * C * C * C + 1 / 11 * C * C * C * AM * AM )
4030 RETURN
4230 PRINT "MONTHLY PAYMENT: $";:FT = F: GOSUB 6000
4415 FT = S: GOSUB 6000: PRINT " ";:FT = L: GOSUB 6000: PRINT

```

```

      ""
5000 G = INT ((G = INT (G)) * 1
      00 + .50001) / 100 + INT (G
      )
5010 RETURN
6000 REM MONEY FORMAT SUBROUTIN
      E
6010 FT$ = STR$ (FT)
6020 FOR I = 1 TO LEN (FT$)
6030 PRINT MID$ (FT$,I,1);
6040 IF MID$ (FT$,I,1) = "." THEN
      GOTO 6080
6050 NEXT
6060 PRINT ".";: GOTO 6110
6070 GOTO 6160
6080 FOR KM = (I + 1) TO (I + 2)
6090 PRINT MID$ (FT$,KM,1);
6100 NEXT
6110 LM = LEN (FT$) - I
6120 IF LM < 1 THEN PRINT "00";
6130 IF LM = 1 THEN PRINT "0";
6160 RETURN

```

Loan with points. *Points* are a percentage of the value of a loan that is paid at the start of the loan period. Theoretically, the seller pays the points, but in practice it does not matter who pays—the price of the house increases with the addition of points.

One point represents one percent of the mortgage value. It must be paid at the beginning of the loan. The important question to consider is how does the addition of points affect the annual percentage rate actually being paid for the loan? The program in Listing 2-8 will calculate this value given the number of points, amount of the loan, years, and annual percentage rate of the loan. It outputs the value for monthly payments and true annual percentage rate.

Direct reduction loan. The payment, present value, or number of time periods for a reduction loan may be calculated by using equations 2, 8 and 11 in Table 2-1.

Additional loan formulae. Here are some more formulae that you will find useful when you are dealing with loans.

- Principal on a loan

$$P = \frac{R \cdot N}{i} \cdot \left(1 - \frac{1}{(1 + i/N)^{N \cdot Y}}\right)$$

where P = principal

R = regular payment

i = annual interest rate

N = number of payments per year

Y = number of years

- Regular payment on a loan

$$R = \frac{i \cdot P/N}{1 - \left(\frac{i}{N} + 1\right)^{-N \cdot Y}}$$

Listing 2-8: The Loan with Points Program

```

10 REM LOAN WITH POINTS
20 INPUT"ENTER LOAN AMOUNT, NUMBER OF POINTS";L,P
30 INPUT"ENTER ANNUAL PERCENTAGE RATE, YEARS";A,Y
40 P=P*.01:A=.01*A/12:Y=Y*12
50 R=L*((A*(A+1)^(Y))/((A+1)^(Y-1)))
60 PRINT"MONTHLY PAYMENT- $";R
70 FOR D=1 TO 100
75 REM [ MEANS TO RAISE TO A POWER
80 F=.0001*D+A:X=(1-P)*L*((F*(1+F)^(Y))/((1+F)^(Y-1)))
90 IFX>R THEN 110
100 NEXT D:PRINT"PROGRAM UNABLE TO CALCULATE VALUE":END
110 PRINT"ACTUAL ANNUAL PERCENTAGE RATE=";F*1200;"%":END

```

where R = regular payment
 i = annual interest rate
 P = principal
 N = number of payments per year
 Y = number years

• Term of a loan

$$Y = - \frac{\log \left(1 - \frac{P \cdot i}{N} \right)}{\log \left(1 + \frac{i}{N} \right)} \cdot \frac{1}{N}$$

where Y = term of payment in years
 P = principal
 i = annual interest rate
 N = number of payments per year
 R = amount of payments

Depreciation Calculations

Standard, composite, and excess depreciations may be calculated with the following methods:

1) Straight line depreciation

$$D = PV/n$$

$$B_k = PV - kD$$

2) Sum-of-the-years-digits depreciation

$$B_k = \frac{S + (n-k) D_k}{2} \quad D_k = \frac{2 (n-k + 1) PV}{n (n + 1)}$$

3) Variable rate declining balance depreciation

$$D_k = PV \frac{R}{n} (1 - R/n)^{k-1}$$

$$B_k = PV (1 - R/n)^k$$

In each of the above depreciation formulas,

PV = original value of asset (less salvage value)
 n = lifetime number of periods of asset
 B_k = book value at time period K
 D = each year's depreciation
 k = the number of the time period (that is, 1, 2, 3, . . . n)
 S = salvage value
 R = depreciation rate
 D_k = depreciation at time period k

The program in Listing 2-9 can be used to compare depreciation methods.

Listing 2-9: The Depreciation Method Comparison Program

```

5 HOME
10 PRINT "DEPRECIATION METHOD COMPARISON"
20 INPUT "ENTER PURCHASE COST ";C
30 INPUT "ENTER LIFE IN YEARS ";L
40 INPUT "ENTER SCRAP VALUE ";S
50 PRINT "KEY: Y#=YEAR NUMBER, SL=STRAIGHT LINE, DD=DOUBLE DECL., SD=SUM OF DIGITS"
60 B = C - S:D1 = B / L:M = ((L + 1) / 2) * L:F = L
65 PRINT "Y#      SL      DD      SD"
70 FOR X = 1 TO L:D2 = B * (F / M):F = F - 1
80 D3 = 2 * C / L:C = C - D3
90 PRINT X;"      "":KL = D1:GOSUB 400
95 PRINT "      "":KL = D3:GOSUB 400:PRINT "      "":KL = D2:GOSUB 400
97 PRINT ""
100 NEXT X
110 END
400 REM MONEY FORMAT SUBROUTINE
420 KL$ = STR$ (KL)
430 FOR I = 1 TO LEN (KL$)
440 PRINT MID$ (KL$,I,1);

```

```

450 IF MID$(KL$,I,1) = "." THEN GOTO 500
460 NEXT
465 PRINT ".": GOTO 530
470 GOTO 160
500 FOR KM = (I + 1) TO (I + 2)
510 PRINT MID$(KL$,KM,1);
520 NEXT
530 LM = LEN(KL$) - I
540 IF LM < 1 THEN PRINT "00";
545 IF LM = 1 THEN PRINT "0";
560 RETURN

```

Here are some sample results from the depreciation program.

YEAR NO.	STRAIGHT LINE	DOUBLE DECL.	SUM OF DIGITS
1	\$ 1250.00	\$ 2750.00	\$ 2000.00
2	\$ 1250.00	\$ 1375.00	\$ 1500.00
3	\$ 1250.00	\$ 687.50	\$ 1000.00
4	\$ 1250.00	\$ 343.75	\$ 500.00

The actual depreciation rate for an investment is computed with the formula.

$$\text{depreciation rate} = 1 - \left(\frac{\text{resale price}}{\text{original price}} \right)^{1/\text{age}}$$

and may be used to answer queries such as "If a car was bought for \$9000 and sold three years later for \$5100, what was the depreciation rate?"

The *salvage value* of an item at the end of a given year may be calculated with the formula

$$S = P(1 - i)^Y$$

where S = salvage value
P = original price
i = depreciation rate
Y = age in years

Annuities

Given the values of the required variables as input data, an annuity program could calculate the remaining variable in any of the following situations:

- Sinking funds—a sinking fund is an annuity in which a future value is accumulated by making

equal payments at equal intervals at a certain interest rate. The value can be computed using equation 10 in Table 2-1.

- Annuity due—the future or present value can be calculated using equations 8 and 10 in Table 2-1.
- Ordinary annuity—This value may or may not include a balloon payment. Again, use equations 2, 8, and 11 in Table 2-1.

Bonds and Warrants

A useful, simple program could be written to determine the value of both short and long term warrants. Given present value, coupon interest, yield to maturity, and maturity value or the number of periods (three values out of the four), a computer program can compute the remaining term. Taxes, commissions, and current yield could also be determined. The formula used to calculate the present value (cost) of a bond with annual coupons is as follows:

$$\text{Price} = \left[\left(\frac{1 - (1 + i/c)^{-n}}{ic} \right)^{(1000 Cr/2)} \right] + [(1 + i/c)^{-n} (1000)]$$

where i = discount rate as %
n = number of years to maturity multiplied by 2
Cr = coupon rate of bond
c = number of compounding periods per year

The formula used to calculate the bond yield of an annual coupon is as follows:

$$j \frac{\frac{Fg - (B.V.)_1 - (B.V.)_n}{n}}{(B.V.)_1 + (B.V.)_n} \frac{1}{2}$$

where j = nominal yield rate
 (B.V.)₁ = original bond value
 (B.V.)_n = bond at n years
 F = face value
 g = nominal dividend rate
 n = number of years

PERSONAL ACCOUNTING

There are a number of ways in which your personal computer can help you manage your personal finances more effectively. The computer can help you deal with everything from credit card payments to income tax calculations.

Personal Accounts Receivable/Payable

A personal AP/AR program similar to a business AP/AR program could manage a large portion of your financial affairs. The program could include these features:

1. A checking and savings account management program to enable you to maintain the current balance of your checking and savings accounts. Interest credits could be calculated and added. A file of each check (with its number, purpose, notes, amount, and payee) could be stored for later income tax preparation. Specialized reports could be generated from this check file including a check register for a specified time period, the distribution of expenditures, and statements of selected accounts. The ideal program would request all information concerning each check written, store this information, and print the check itself.
2. A budgeting program to keep you up to date on expenditures in various areas so that income can be allocated appropriately. A plan for family spending could take the following format:

Set-asides	
Emergencies and future goals	_____
Seasonal expenses	_____
Debt payments	_____
Regular monthly expenses	_____
Rent or mortgage payment	_____
Utilities	_____
Installment payments	_____
Other	_____
Total	_____
Day to day expenses	
Food and beverages	_____
Household maintenance	_____
Furnishings, equipment	_____
Clothing	_____
Personal	_____
Transportation	_____
Medical care	_____
Recreation, education	_____
Gifts, contributions	_____
Total	_____
Total of all expenses	_____

Alternatively, you could take realistic estimates for the upcoming year and enter these figures. A program could use this information in computing the percentage of gross income that each item requires. As a rule of thumb, housing should cost no more than one fourth of your gross income. (This is an example of one of the budgeting principles discussed in most references concerning family budget preparation.) The home computer removes the drudgery of manual calculations for those determined to stick to a well-planned budget.

On command, a budget program could print month-to-date figures and an end-of-month comparison of budget versus actual expenses. It can also show the amount of cash needed to meet budgeted expenses for the rest of the month. It could also maintain tax records, keep a running balance of cash on hand, keep an inventory of your possessions, and even help in planning weekly menus.

Table 2-2 shows a portion of a personal budget report that indicates where the money has been and will be spent in spreadsheet fashion. Such spread-

Table 2-2. A Portion of a Personal Budget Sheet in Spreadsheet Form.

EXPENSE	ACTUAL FOR JOE SMITH OCT. 8, 1982							
	JAN	FEB	MAR	APR	MAY	JUN	JUL	AUG
RENT	650	0	0	0	0	0	0	0
FOOD	323	361	357	371	290	251	410	356
CLOTHES	154	0	54	0	0	0	0	68
UTILITIES	57	56	50	59	62	51	53	59
CREDIT CARD INTEREST	0	0	0	0	0	0	0	0
ENTERTAINMENT	143	100	58	13	24	45	125	54
GASOLINE	100	110	90	100	100	100	95	90
MORTGAGE INTEREST	0	0	0	0	0	0	0	0
MISCELLANEOUS EXPENSE	28	0	44	0	98	0	0	48
CAR EXPENSES	990	0	0	0	0	0	0	0
TOTAL EXPENSE	2445	627	653	543	574	447	683	675
NET INCOME	105	1623	1597	2091	1676	1803	1863	1825

sheets, besides being a personal planning benefit, are often useful when securing a personal loan.

3. A financial behavior determination program to help you analyze your expenditures and summarize your spending in various areas (the categories of the budget above) that would be useful in preparing a budget plan.

According to the experts at the U.S. Dept. of Labor, a family of four should typically allocate its spending as follows:

Housing	24%
Food	24%
Transportation	15%
Clothing, personal care	13%

Taxes	13%
Medical	7%
All other	4%

Families differ, but how do your own expenses correspond to these percentages?

4. A file of unfulfilled contracts, mail orders, and so on for which you have sent checks and yet have received no reply. As replies are received, the appropriate accounts are removed from the file.

Daily Interest Passbook Savings Account

You can use the BASIC program in Listing 2-10 to maintain a savings account. The program has provisions for interest, withdrawals, and deposits.

Listing 2-10: The Daily Interest Savings Program

```

5 HOME
10 PRINT "    DAILY INTEREST PASSBOOK SAVINGS"
15 PRINT "    COMPUTATION": PRINT
20 PRINT "ENTER DEPOSITS AS POSITIVE NUMBERS,    "
23 PRINT "DEDUCTIONS AS NEGATIVE NUMBERS;"
25 PRINT "ENTER 0,0 AT DATE PROMPT TO END"
30 INPUT "PRESS ENTER TO BEGIN: ";A$
35 CT = 4
40 HOME : REM CLEAR SCREEN
50 INPUT "ENTER THE ANNUAL INTEREST IN PERCENT ";F
60 E = F / 36000

```

```

70 INPUT "SELECT: 1) USE ACTUAL DAYS IN MONTH 2) USE 30 DAYS FOR MONTH ";D
80 G = 0
90 INPUT "ENTER THE STARTING DATE NUMERICALLY AS MONTH,DAY ";A,B
100 INPUT "ENTER THE STARTING BALANCE ";C
110 IF D = 1 THEN PRINT "IS THIS A LEAP YEAR"; INPUT "(1=YES,2=NO)";H: GOSUB 390
115 IF D < > 1 THEN GOSUB 180
120 J = K: PRINT
125 HOME
130 VTAB (CT): PRINT "# DATE WITHDRAW DPST BAL INT"
135 CT = CT + 1
140 PRINT K;A;",";B;: HTAB (30): PRINT C
150 VTAB (1): INPUT "ENTER MONTH, DAY, AMOUNT: ";A,B,L
152 VTAB (1): FOR CS = 27 TO 40
153 HTAB (CS): PRINT " ";: NEXT
155 IF A = 0 THEN HOME : PRINT "YOUR BALANCE IS $";C + G: END
160 IF D = 2 THEN GOSUB 180
165 IF D < > 2 THEN GOSUB 390
170 GOTO 250
180 M = B
190 IF (A = 2) OR (A = 4) OR (A = 6) OR (A = 9) OR (A = 11) THEN 200
195 GOTO 230
200 IF (A = 2) AND (B = 28) THEN INPUT "IS THIS A LEAP YEAR (1=YES,2=NO)";N: IF N = 1
THEN RETURN
205 GOTO 220
210 IF B > 27 THEN B = 31
220 IF B = 30 THEN B = 31
230 K = B + (A - 1) * 30
240 RETURN
250 O = K
260 IF J = K THEN 300
270 FOR P = J TO K - 1
280 G = G + G * E + C * E
290 NEXT P
300 C = C + L
310 G = ( INT ((G - INT (G)) * 100 + .5001)) / 100 + INT (G)
320 VTAB (CT + 1): PRINT A;",";M;
325 CT = CT + 1
330 IF L < 0 THEN HTAB (11): PRINT L;: GOTO 350
340 HTAB (21): PRINT L;
350 HTAB (30): PRINT C;
360 HTAB (36): PRINT G
370 J = 0
375 IF CT > = 22 THEN GOSUB 550
380 GOTO 150
390 ON A GOTO 400,410,420,430,440,450,460,470,480,490,500,510
400 K = B: GOTO 520
410 K = B + 31: GOTO 520
420 K = B + N + 59: GOTO 520
430 K = B + N + 90: GOTO 520
440 K = B + N + 120: GOTO 520
450 K = B + N + 151: GOTO 520
460 K = B + N + 181: GOTO 520
470 K = B + N + 212: GOTO 520
480 K = B + N + 243: GOTO 520
490 K = B + N + 273: GOTO 520
500 K = B + N + 304: GOTO 520
510 K = B + N + 334

```

```
520 M = B: RETURN
550 FOR CT = 5 TO 22
560 FOR CS = 1 TO 40
565 VTAB (CT)
570 PRINT " ";
680 NEXT CS,CT
690 CT = 5
700 RETURN
```

Income Tax

Preparation of income tax forms is a task that lends itself well to computers because computers are great organizers and calculators, and they can save you time and money. Tax preparation programs range from simple arithmetic calculators to complete personal accounting programs. In the most popular approach, the computer requests answers to such questions as, "What are your federal withholding taxes?" You proceed to answer all the possible questions necessary to prepare a 1040 tax form (approximately 50), but unfortunately you must first do considerable accounting and calculating to answer some of the questions. The program completes the simple arithmetic for filling in the 1040 form and prints the proper values in the boxes on the form.

A more complex approach would involve the periodic storage of all elements of your finances on cassette or floppy disk (for example, each week you could store the names, addresses, purposes, numbers, and amounts of all checks written or cashed.) At years' end, the computer would search and group all relevant data and do all of the necessary calculations. In this latter approach, a complete summary of all deductions, income, and so on could be printed categorically. References to the filed location of the original checks, bills, and receipts could be included for proof of the transactions. A warning could also be issued in the event that your deductions exceed ten percent of your income (a tax audit would be likely). Provisions could be made to compare the taxes you would pay if you filed jointly with your spouse to what you would pay if you filed as an individual.

A tax planning program can help cut your tax liability in the years to come. Investment decisions, personal financial decisions, and business decisions

with tax consequences can all be analyzed in planning a tax strategy. In a divorce, for example, the arrangement of a settlement can result in substantially less tax depending upon how the money is allocated between property settlement, alimony, and child support. A tax planning program can be used to quickly answer "what if?" questions during the negotiation of a settlement. The ease of changing inputs and having the program recalculate the entire return can be a tremendous time saver. Additionally, complex calculations such as income averaging on Form G can be done automatically, perhaps yielding a bigger refund for those who previously would not have attempted the calculations manually. A tax planning program in the form of a spreadsheet allows the simultaneous consideration of multiple cases covering different facts and years. The spreadsheet can include graphical representations showing the impact of adding or subtracting income, deductions, or credits, and varying tax computations over a several-year period—including regular tax, alternative minimum tax, add-on minimum tax, income averaging, and the consideration of limitations on the use of credits. For instance, you could consider the possibility of a second income versus staying at home by having your computer program figure the after-tax results of that extra income, which is often discouraging. As another example, assume that you own a business and want to know if you should pay your wife a salary. Depending upon your income level, this may or may not be advantageous; a tax planning program could determine the best option for your income bracket.

A recurring question among investors is "What are the sources of tax-free income whose yields are equal to or greater than yields provided by taxable investments?" Should you invest in tax-free bonds

and other tax-free securities or place your money in a fully taxable bond, savings account, or treasury bill? (Remember, however, that you may wish to consider other factors, such as liquidity of assets.) The two formulas necessary to compute taxable and tax-free yields are given below. A simple BASIC program could compute these for a given situation and determine which alternative offers the better investment.

taxable yield = tax-free yield / (1 - federal tax bracket)

tax-free yield = taxable yield * (1 - federal tax bracket)

For instance, if you are in the 35% federal income bracket, have invested in a money-market account at 8%, and are offered the opportunity to invest in a tax-free fund yielding 6.2%, which is the better investment? Using the second equation above, you find that the tax-free fund would be a better investment at 6.2% versus 5.2% after taxes for the money-market account. A more sophisticated program could print a table of yields given the known tax-free or taxable yield starting value and the increment, and the starting value of the tax bracket and the increment. Investors in some states are allowed tax exemptions for qualifying tax-free investments. In this situation, simply add the exempted state tax rate to the federal tax rate when entering your tax bracket value.

Home Banking

You may soon be able to do your banking from home with a personal computer. Many banks are conducting pilot home-banking studies and are beginning to sell such services to depositors. These include the major banks listed below:

Central Trade Bank of Memphis, Memphis, TN

Citibank, New York, NY

First Tennessee Bank, Knoxville, TN

Huntington National Bank, Columbus, OH

Shawmut Bank of Boston, Boston, MA

With most of these services, a customer dials the bank's central computer or uses one of the

timesharing networks, such as CompuServe, through his modem. After providing a secret password, the customer can, for instance, ask for a list of recent deposits and pay bills directly by transferring money from his account to those of his creditors. Banks charge from \$5 to \$15 per month for this service.

Retirement Planner

The formulas given below, translated into BASIC statements, will calculate how much initial capital you need to financially survive a given number of retirement years at a given standard of living. Inflation and return on invested capital are accounted for. By using a BASIC program, you could quickly determine the effect of changes on these and other variables. You can use this information in deciding whether or not you can afford to retire.

$$S = (\text{EXP}(I * N)) * (T + (F * (1 - \text{EXP}(-J * N)) / J)) - (E * (\text{EXP}((I - J) * N) - 1) / (I - J))$$

$$T = (E * ((\text{EXP}(I - J) * N) - 1) / (I - J)) - ((F * (1 - \text{EXP}(-J * N))) / J), \text{ for } I \text{ not equal to } J$$

$$T = (N * E) - (F * ((1 - \text{EXP}(-J * N)) / J)), \text{ for } I \text{ equal to } J$$

where N = number of years after retirement for which financial survival is planned

S = Investment capital remaining after N years

T = Initial capital

F = Annual fixed (after tax) income

E = Initial excess living expense

I = Annual average inflation rate

J = Annual after-tax return on investment

MONEY-MAKING APPLICATIONS

There are many ways to use your microcomputer to make money; you might consider starting a part-time or full-time business based on one of the following ideas.

Stock Market

One "hobbyist" is deriving his income from his

stock prediction newsletter that is composed of market predictions determined using "twelve confidential indicators" on his home computer. In similar fashion, you could experiment with mathematical analysis of the stock market using the statistical methods outlined earlier in this chapter. A personal computer could also serve to maintain stock portfolios and organize or correlate market predictions and stock recommendations to ease decision making. With the proliferation of financial databases available through the use of a modem, information on stock prices, market performance, and so on could be entered automatically to a stock analysis program designed to scan the entire market, stocks of a given industry group, or particular stocks. Financial data bases may also be scanned to provide historical data or the latest news reports on selected corporations.

The home computer is certainly useful in mathematical analysis and data storage for other forms of financial investment, including stock options and commodities. An options analysis program was presented earlier in this chapter and should serve as a good starting point for newcomers in computer application to the options market. Again, use of financial databases accessible via modems permits the automatic input of data to your analysis program. The commodities trader will probably find the personal computer to be a boon in organizing and obtaining information in the fast moving and volatile commodities market and in allowing trading from the home for the first time.

Services

The home computer owner is in the position to offer the following services.

Mailing lists. A mailing list of people in your area could be used by local firms with direct mail campaigns. The mailing list could be compiled from area phone books, association directories, and so on, entered into your computer, and stored permanently on floppy disks. The list may be printed on adhesive labels and sold to local businesses. The advantage of being a local business serves to eliminate competition from large mailing list brokers in other cities.

Resumes. People in all metropolitan areas can use a resume preparation service to write, type, and mail resumes to potential employers. A computer word-processing system could automate this business almost entirely.

Typesetting, indexing, and editing. All businesses and organizations can use a printing preparation enterprise for typesetting and editing promotional material. Small computers interfaced to IBM compositors, executive typewriters, DIBLO proportional printers, laser printers, or conventional typesetting equipment can produce excellent justified and camera-ready material for printing. The cost savings of using a computer will allow the entrepreneur to offer lower prices for such services and ensure greater accuracy. Additionally, an indexing service using a simple computer program to create book or magazine indexes could provide a valuable service to small publishing firms.

Home swap and rental locator services.

The practice of swapping one's home with other people during vacation time is becoming popular. A service that used a computer to categorize homes available and homes wanted could profit by publishing a newsletter of listings.

A rental locator service categorizes homes and apartments for rent from classified newspaper ads or other sources. In metropolitan areas, where finding an ideal home to rent is a difficult task, a service to match people with the right living conditions at the right price would be useful. In a similar manner, a service company could match people with cars for sale by the owners.

One entrepreneur has developed a computerized bartering service for matching needs and services of those in high income tax brackets for the purpose of mutual tax write-offs. He charges a small fee for successful bartering arrangements.

Finder's fees. A *finder's fee* is a sum of money paid to someone who finds something wanted by another person who is willing to offer an award for it, be it business opportunities, products, or rare items. Usually, finder's fees are expressed as a percentage of the amount of money involved in purchasing the item to be found. A few organiza-

tions publish newsletters listing finder's fee opportunities. A hobbyist could computerize hundreds of listings for future reference and could correlate the need of buyers with the offerings of sellers.

Telephone answering message service and newspaper clippings service. Telephone answering services of sufficient size can use a small computer to increase efficiency and lower costs. A newspaper clipping service, which clips articles of interest to paying clients, could use a computer to keep track of the varied categories to search for.

Computer dating service. Popular a few years ago, computer dating services could make a return appearance, especially in metropolitan areas.

Sports predictions and gambling. An enterprising hobbyist uses his computer to predict college football scores. The information produced is sold as "CLYDE the computer" sports forecasts to television stations for use on local news broadcasts. Other entrepreneurs have used computer predictions of sporting events to publish flyers that are sold at dog and horse races. It would be silly to deny that personal computers have also found widespread application in illegal gambling circles for the analysis of point spreads and historical performance, and for bookkeeping!

Employment agency. The computer could be useful to an employment agency in matching the right people with the right jobs. The use of the computer may also serve to increase business in itself.

Small business systems and software. Many hobbyists have turned personal computers into a profitable sideline business by selling packaged computer systems with accounting, word processing, and spreadsheet software to small business and offering technical support and training. You could also create personalized programs including databases and mailing lists on a freelance basis for firms with small computers.

Collection service. A word-processing computer system could automatically output personalized collection letters, which theoretically generate greater response. Thus, a low-cost col-

lection service charging a flat rate or a percentage of the money collected would be an excellent sideline business for the computer hobbyist.

Word Processing. A word-processing service can be employed by businesses to prepare typewritten personalized sales letters. Such a business would be almost totally automated by a small computer.

Bowling league bookkeeping. A few hobbyists have sideline businesses that calculate bowling league scores and handicaps for ten to thirty cents per player per week. This cost is usually less than the costs for hiring a person to do the bookkeeping.

Supermarket comparison service. A hobbyist turned businessman uses his personal computer to collect and compare price data for popular foods at local supermarkets and sells a listing of the most economical stores to shoppers.

Personalized books. Children's books containing a child's name, address, and other personalized information can be printed by a small computer economically. Studies show that children prefer reading personalized books over any other type of book, and there is a considerable demand for them. An enterprising hobbyist could develop a large-scale business along these lines. Perhaps a humorous personalized book could be sold for adults as well.

Educational programs. You could form a distributorship to bring educational computer materials to schools, bookstores, and other institutions. The market for educational computer programs is also growing. Popular tutorials could be developed concerning electronics, higher mathematics, business and investments, computers, and an unlimited variety of other topics.

Real Estate

Possible applications for personal computers in real estate include the following:

Residential purchase analysis. A useful program could calculate the total monthly payment, income tax deductions, and equity build-up resulting from the purchase of a home. An own versus rent analysis could also be useful.

General real estate investment analysis.

By considering such factors as inflation and interest rates, mortgages, cash flow in percent growth return, taxable income (tax shelter), and financial feasibility can be calculated. Income property reports and closing statements may also be generated.

Rental property management. A program designed for management of rental properties could store the following types of information for each property or client: receipts, disbursements, gross income, calculated profit and loss, calculated return on investment, and calculated net income.

Appraisal tabulator program. A program designed for the appraiser could organize and tabulate variables and could determine an appraisal.

Real estate evaluation. The program in Listing 2-11 is designed for use by a potential investor in evaluating a piece of real estate, preferably an apartment building. The program estimates the total monthly income, annual rate of return, and tax deductions based on such input data as cost, down payment on mortgage, estimated overhead costs, and income.

First, here's a sample run that will show you what information the program will request and what kind of results it will produce.

ENTER THE PURCHASE PRICE OF THE REAL ESTATE? 75000
ENTER THE MORTGAGE INTEREST (%) ? 9.75
ENTER THE MORTGAGE DOWN PAYMENT AS A % OF PURCHASE COST? 10
ENTER THE NUMBER OF YEARS IN THE LOAN TERM? 25
ENTER THE CLOSING COST (% OF PUR-

CHASE PRICE)? 2
ENTER MISCELLANEOUS INITIAL EXPENSES AS ONE SUM? 100
ENTER THE ESTIMATED INCOME PER MONTH FROM THE PROPERTY? 1125
ENTER THE REAL ESTATE TAX FOR ONE YEAR? 1300
ENTER THE ESTIMATED OVERHEAD COSTS (MAINT., UTILITIES, INSUR., ETC.)? 525
FOR TAX DEDUCTION PURPOSES, ENTER THE EST. PROPERTY VALUE? 15000
ENTER YOUR TAX BRACKET AS A% OF YOUR INCOME? 40
IS THE BUILDING ON THE PROPERTY NEW OR USED ("N" OR "U")? N

TAX AND CASH FLOW ANALYSIS

MONTHLY EXPENSES \$525.00
MONTHLY TAXES \$108.33
MONTHLY MORTGAGE \$601.52
MONTHLY INCOME \$1125.00

MONTHLY CASH FLOW \$109.85-

TAX HEDGE:

EXPENSES (YR. #1) \$7650.00
DEPRECIATION (YR. #1) \$6000.00
DEDUCTIBLE INTEREST \$6581.25
REAL ESTATE TAX (YEARLY) \$1300.00

TOTAL: (YR. #) \$21531.30
TOTAL INCOME (YR. #1) \$13500.00
NET DEDUCTION (YR. #1))8031.25
TAX ADVANTAGE (YR. #1) \$3212.50

RETURN ON INVESTMENT 18%

Listing 2-11: The Real Estate Evaluation Program

```
5 HOME
10 PRINT "REAL ESTATE PURCHASE EVALUATION PROGRAM"
15 PRINT
20 REM DETERMINES TAX ADVANTAGE AND CASH FLOW OF
30 REM A PROSPECTIVE PURCHASE
40 INPUT "ENTER THE PURCHASE PRICE OF THE REAL ESTATE ";A
50 INPUT "ENTER MORTGAGE INTEREST (%)" ;B
```



```

55 INPUT "ENTER MORTGAGE DOWN PAYMENT AS A % OF    PURCHASE COST ";C
60 B = B / 100:C = C / 100
70 INPUT "ENTER NUMBER OF YEARS IN THE LOAN TERM ";D
80 INPUT "ENTER THE CLOSING COST (% OF PURCHASE    PRICE) ";E
90 E = E / 100
100 INPUT "ENTER MISCELLANEOUS INITIAL EXPENSES AS ONE SUM ";G
110 INPUT "ENTER THE ESTIMATED INCOME PER MONTH    FROM THE PROPERTY ";J
120 INPUT "ENTER THE REAL ESTATE TAX FOR ONE YEAR ";K
130 INPUT "ENTER THE EST. OVERHEAD COSTS (MAINT.,    UTILITIES, INSUR.,ETC.) ";L
132 INPUT "FOR TAX DEDUCTION PURPOSES, ENTER THE    EST. PROPERTY VALUE ";M
134 INPUT "ENTER YOUR TAX BRACKET AS A % OF YOUR    INCOME ";R7
138 INPUT "IS THE BUILDING ON THE PROPERTY NEW OR    USED ('N' OR 'U')";B$
140 X = B / 12 + 1
150 Y = X ^ 2 (12 * D) * (X - 1) / (X ^ 2 (12 * D) - 1) * (A - C * A)
160 N = L + K / 12 + Y
170 P = (A - C * A) * B
180 IF B$ = "N" THEN Q = 2
185 IF B$ < > "N" THEN Q = 1.25
190 R = L + E * (A - C * A) / 12
200 R1 = (A - M) / 20 * Q
210 R2 = K + R1 + P + 12 * R - 12 * J
220 R3 = R7 / 100 * R2
230 R4 = G + E * A + C * A - 12 * (J - N)
240 R5 = INT (100 * ((J - N) * 12 + R3) / R4)
260 PRINT "TAX AND CASH FLOW ANALYSIS:"
270 PRINT "MONTHLY EXPENSES    ";
280 FT = L: GOSUB 6000
290 PRINT "MONTHLY TAXES    ";
300 FT = K / 12: GOSUB 6000
310 PRINT "MONTHLY MORTGAGE    ";
320 FT = Y: GOSUB 6000
330 PRINT "MONTHLY INCOME    ";
340 FT = J: GOSUB 6000
350 PRINT "MONTHLY CASHFLOW";
360 FT = J - N: GOSUB 6000
370 PRINT : PRINT
380 PRINT "TAX HEDGE:"
390 PRINT "EXPENSES (YR. #1)    ";
400 FT = 12 * R: GOSUB 6000
410 PRINT "DEPRECIATION (YR. #1)    ";
420 FT = R1: GOSUB 6000
430 PRINT "DEDUCTABLE INTEREST (YR. #1)    ";
440 FT = P: GOSUB 6000
450 PRINT "REAL ESTATE TAX (YEARLY) ";
460 FT = K: GOSUB 6000
470 PRINT : PRINT "TOTAL:YR. #1)    ";
480 FT = K + P + R1 + R * 12: GOSUB 6000
490 PRINT "TOTAL INCOME (YR. #1(    ";
500 FT = J * 12: GOSUB 6000
510 PRINT "NET DEDUCTION (YR. #1)    ";
520 FT = R2: GOSUB 6000
530 PRINT "TAX ADVANTAGE (YR. #1)    ";
540 FT = R3: GOSUB 6000
550 PRINT : PRINT "RETURN ON INVESTMENT";
560 PRINT R5;"%"
570 END
6000 REM MONEY FORMAT SUBROUTINE

```

```

6010 FT$ = STR$ (FT)
6020 FOR I = 1 TO LEN (FT$)
6030 PRINT MID$ (FT$,I,1);
6040 IF MID$ (FT$,I,1) = "." THEN GOTO 6080
6050 NEXT
6060 PRINT ".,": GOTO 6110
6070 GOTO 6160
6080 FOR KM = (I + 1) TO (I + 2)
6090 PRINT MID$ (FT$,KM,1);
6100 NEXT
6110 LM = LEN (FT$) - I
6120 IF LM < 1 THEN PRINT "00"
6130 IF LM = 1 THEN PRINT "0"
6140 PRINT ""
6160 RETURN

```

Curve fit. A program to fit such data as land prices or construction cost per square foot to a curve may be used to make more accurate forecasts, bids, and estimates.

Internal rate of return and cash flows. One purpose of an internal rate of return and cash flow programs such as the one in Listing 2-12 would be to calculate the net present value of a series of cash flows. In general, an investment, V_o , is made in some enterprise that is expected to bring periodic cash flows $C_1, C_2 \dots C_n$. Given a discount

rate, i , the program will compute the net present value at period k , NPV_k for each cash flow. A negative value for NPV_k indicates that the enterprise has not been profitable. A positive value for NPV_k indicates that the enterprise has been profitable to the extent that a rate of return, i , on the original investment has been exceeded.

$$NPV_k = -V_o + \sum_{j=1}^k \frac{C_j}{(1+i)^j}$$

Listing 2-12: The Internal Rate of Return Program

```

140 HOME
150 PRINT "HOME PURCHASE INTERNAL RATE OF RETURN"
160 DIM Y(10)
170 INPUT "ENTER CURRENT COST OF HOUSE";HS
180 INPUT "ENTER % RISE";PH
190 PH=PH/100
260 INPUT "ENTER MORTGAGE INTEREST RATE";MR
270 MR=MR/100
290 INPUT "ENTER MORTGAGE DURATION IN YEARS";NY
310 INPUT "ENTER DOWN PAYMENT";DP
320 INPUT "ENTER RATE THAT COULD BE EARNED ON DOWN PAYMENT";IR
330 IR=IR/100
360 INPUT "ENTER CURRENT INCOME TAX RATE";TR
370 TR=TR/100
380 INPUT "ENTER % RISE";PT
400 PT=PT/100
410 INPUT "ENTER TRANSACTION COSTS TO BUYER IN %";BC
420 BC=BC/100
450 INPUT "ENTER TRANSACTION COSTS TO SELLER IN %";SC
460 SC=SC/100
470 INPUT "ENTER REAL ESTATE TAXES TODAY";RE
500 INPUT "ENTER % RISE";PR
510 PR=PR/100

```

```

530 INPUT "ENTER UTILITY AND MAINTENANCE COSTS";HM
550 INPUT "ENTER % RISE";PM
560 PM=PM/100
580 INPUT "ENTER APARTMENT RENT TODAY";AR
590 INPUT "ENTER % RISE";PA
600 PA=PA/100
630 INPUT "ENTER APARTMENT UTILITIES";AU
650 INPUT "ENTER % RISE";PU
660 PU=PU/100
670 P1=(HS-DP)/((1-(1+MR)^-NY)/MR)
680 PRINT "YRS          INTERNAL RATE OF RETURN"
720 FOR I=1 TO 10
730 Y(0)=-DP-BC*HS
740 B1=HS-DP
750 FOR J=1 TO I
760 Y(J)=-DP*TR
770 Y(J)=Y(J)-P1
780 T1=TR+PT*(J-1)
790 Y(J)=Y(J)-RE*(1+PR)^(J-1)
800 Y(J)=Y(J)-HM*(1^PM)^(J-1)
810 Y(J)=Y(J)+AR*(1+PA)^(J-1)
820 Y(J)=Y(J)+AU*(1+PU)^(J-1)
830 Y(J)=Y(J)+((RE*(1+PR)^(J-1))+(B1*MR))*(TR+PT*(J-1))
840 B1=B1-(P1-(B1*MR))
850 NEXT
860 Y(I)=Y(I)+HS*(1+PH)^I-B1-HS*(1+PH)^I*SC
900 HH=1:LW=-1
920 ME=(HH+LW)/2
930 PV=0
940 FOR J=0 TO I
950 PV=PV+Y(J)/(1+ME)^J
960 NEXT
970 IF (.05>PV) AND (-.05<PV) THEN 1010
980 IF PV>0 THEN LW=ME
985 IF PV<=0 THEN HH=ME
990 GOTO 920
1010 PRINT I,MEAN*100
1020 NEXT

```

BUSINESS DECISION MAKING

The following computer applications can help you make the decisions that will optimize the way you run your business.

Spreadsheets

Most people have seen or worked with the traditional accounting ledger spreadsheet or worksheet. Typically there are descriptions along the left edge, month designations across the top of each column, and room for a totals column on the right. For budget preparation, each line could represent a budget category and have budgeted monthly

amounts across the page. Each line and each month's column are totaled. A change to a single number involves replacing a figure with a new one, and adjusting the affected column and row. This is a tedious procedure prone to error. Hence, you can understand the tremendous benefits of a totally electronic spreadsheet.

A spreadsheet program is a super calculator that provides you with a giant electronic grid that functions analogously to the traditional spreadsheet, as described above. When you change the values of numbers in the grid, the program automatically calculates what effect, if any, there is on all the other numbers. The spreadsheet can provide

answers within seconds to all sorts of financial “what ifs.” For example, to qualify for the mortgage you want, how much income must you have? Or how would your portfolio value change with a half-point advance in a stock?

The electronic spreadsheet may be as large as 2,048 rows long by 256 columns high, depending on the program. Formulas, equations, and algorithms may be input to provide comparisons, ratios, totals, and other information.

Who uses a spreadsheet program? Anyone who works with numbers might find a use for such a program. Obviously accounting is a primary area of application, but scientists, engineers, managers, executives, and members of almost any discipline use spreadsheets. How useful a spreadsheet is in a particular situation depends on the degree to which it increases productivity. Frequently, a spreadsheet user will get important answers that previously were not cost effective to obtain. Anyone who needs more accurate and speedier calculations is a potential spreadsheet user.

Spreadsheet programs are being used in an endless variety of applications. Some use it for solving simple or complex equations, others for normal calculator functions, and others as a complete decision support tool. Specific uses include financial modeling, budgeting, doing cash flow analysis, planning, making projections, making business plans, creating sales reports, doing what-if analysis, pricing, making cost estimates, tax planning, improving time management, performing chemical formulation, doing regression analysis, and analyzing structural design. Anything that can be done using a calculator can be done more easily and more extensively through the use of a spreadsheet program.

Other Decision Making Computer Applications

In addition to making the electronic spreadsheet available as a decision-making tool, the microcomputer enables you to use programs to guide you in making decisions in the following areas.

Long and short term financing requirements. A commercially available long term financing requirement calculation program could

compute the cost of capital for various forms of funding (for example, common stocks, preferred stocks, and bonds,) select the cheapest form, and determine the amount needed to support operating plans. A short term financing requirement calculation program could compute the amount and timing of short term financing based on sales forecasts, inventory purchases, and collection and payment policies.

Breakeven analysis. Programs can be used to compute breakeven points for projects or products based on fixed and variable costs and selling prices; learning curves may also be applied.

To breakeven the following must hold true

$$P \cdot K = FC + (VC \cdot Q)$$

where P = sales price of each unit

K = quantity of units sold

FC = fixed costs over the period in question

VC = variable costs per unit produced

Q = no. of units produced

Inventory Control. The generalized inventory model known as the *economic order quantity* (EOQ) is an important part of the management of inventory. The formulae below may be used to compute the EOQ, the minimum inventory costs for a specified time period, and the number of times to order replacement stock during a period.

$$EOQ = \frac{\sqrt{2KL}}{M} + S$$

$$C_{\min} = \sqrt{2KLM}$$

$$N = \frac{L}{EOQ}$$

where EOQ = the economic order quantity in units

C_{\min} = the minimum inventory costs for the time period

N = the number of times replacement stock should be ordered during the period

- K = the cost of placing and receiving each order
- L = the total number of units used during the period
- M = the cost of carrying one unit in inventory for the time period
- S = the "safety" quantity of stock to be held in inventory, to minimize the risks or losses involved in running out of a crucial part or item.

Reorder timing. Programs can be used to compute the reorder point based on inventory carrying costs, stockout costs, and demand variation.

Facility scheduling. Programs can be used to compute job shop performance (average turnaround time, percent late, and so on) based on a variety of scheduling rules (for example, first in-first out, or most over-due items first) and on job processing times.

Demand forecasting. Programs can be used to compute a forecast of future demand by exponentially smoothing past demand.

Market and media research. Programs can perform many aspects of this kind of research, including questionnaire analysis.

Purchasing. Program can analyze vendors (for example, order-filling speed, and previous complaints) to select the best over-all vendors.

Bid preparation and job pricing. The salesman or contractor would find a bid preparation program useful in calculating variable sales prices, keeping running totals, and figuring mark-ups or mark-downs. Preparation on the computer typically requires one fifth to one tenth the time required by manual methods and frees time for profit-making.

GENERAL BUSINESS CALCULATIONS AND BUSINESS ACCOUNTING SYSTEMS

The computer can be used to keep track of accounts receivable, to prepare aged trial balances, monthly statements, follow-up sales letters, and collection letters, and to provide on-line account status inquiry handling.

Writing a Small Business Accounting System

The following is an outline of a small business accounting system designed for use on a small computer with a printer and floppy disks. The program is intended for use by an individual proprietorship or a small partnership. For such a business, tax returns are prepared (either form 1040 schedule C or form 1065), bookkeeping is done, and balance sheets are produced by the system described for management and banking purposes. Advantages of computerizing this information include savings in time and improved error detection.

The most desirable bookkeeping system is called the *double entry* system; each transaction is entered into two different accounts, and thus, the system is self-checking. With the double entry system, each transaction is first recorded as money coming from some account and then recorded as money going to some account. Debits, abbreviated as DR for computer use, represent an addition to your account or to an expense; credits, abbreviated CR represent a subtraction from an account or from an expense. To determine whether or not the bookkeeping has been done correctly, find out whether or not the debits always equal the credits. For example, if you paid a bill for \$50 and received a check for \$100 for services performed, the bookkeeping entries would be as follows:

- a. Debit (subtract from what you owe) accounts payable for \$50.
- b. Credit (subtract from what you have) cash on hand for \$50.
- c. Debit (add to what you have) cash on hand for \$100.
- d. Credit (add to revenue) income or revenue for \$100.

The continual up-keep of the status of each account for a business is the purpose of the bookkeeping program. An example of the account files along with a suggested computer abbreviation for each is listed here:

EXPENSES (debit to add, credit to subtract)

Return and allowances RTN (goods returned for refund)

Depreciation DEP (for equipment owned)
 Business taxes TAX
 Rent RNT
 Repairs RPR
 Bad debts BDB (for the charge-off accounting method)

Professional fees PRF
 Amortization AMT (charge partial costs of organization expense, re-search/development, etc.)

Fuel FUL
 Telephone PON
 Electricity PWR
 Salaries and wages SAL (does not include wages included in cost of goods sold)

Interest INT (interest paid, only)

Labor/production costs LAB
 Purchases PUR
 Insurance INS
 Pension/profit sharing PEN
 Depletion DPL (used for such assets as mines/oil fields)

Materials/supplies MAT
 Cost of goods sold CGS (includes: purchases, materials / supplies, labor/production costs, other costs)

ASSETS (debit to add, credit to subtract)

Cash CSH (usually checking acct. balances)
 Receivable RBL (amounts owed by customers on accounts)
 Inventory INV

Prepaid expenses PPD
 Supplies SUP
 Equipment EQT
 Investments IVS
 Miscellaneous ETC

LIABILITIES AND EQUITY

Payables PBL (amounts owed on an account)
 Notes NOT (borrowed money)
 Long term payables LTP
 Proprietor PRP (amount invested in business and net income)
 Drawing DRW (amount from which owner may use money for personal expenses)

REVENUES (credit to add, debit to subtract)

Gross receipts RCP
 Other revenue REV

The IRS requires reports in the following areas: depreciation, business taxes, repairs, and amortization.

The various reports that may be generated by the system include the balance sheet; a sample balance sheet is listed below:

ASSETS		LIABILITIES	
Equipment	5000.	Notes	2000.
Receivables	500.	Payables	3500.
Cash	3000.	Total	5500.
Total	8500.		

EQUITY

Proprietor 3000
 Total (Liabilities + Equity) = 8500.

Assets represent what the businessman has, liabilities represent the amounts owed, and equities are amounts contributed or earned by the owners.

Another report that is a necessary part of a small business accounting system is termed the *income statement*. It displays the income and expense of the business during a certain length of time (a period); it may be used to fill out tax forms 1040C or 1065. To generate this report, total income is computed and total expenses are subtracted from this figure. Income for accounts may be stated on an accrual basis, which is to say that future expenses or revenues are included if the exact amount is known and certain (for example, the amounts customers owe may be stated on an accrual basis). Business owners may prefer to prepare a tax return report on a cash basis in which the only revenue considered is to be cash in and the only expenses considered are cash out. To prepare such a report, you must eliminate payables, receivables, prepaid expenses, and supplies not yet part of the cost of goods sold; the revenue and expense accounts should be adjusted to reflect this change.

Another necessary report is the *ledger* of which may be two types: summary and detailed. The detailed ledger is a complete listing of each account transaction (name, amount, and so on) that has been input within a certain period of time (usually done on a weekly or monthly basis). The balances up to the time of the beginning of the report have been stored from prior ledgers and are read into the computer. Thus, a report listing each transaction and the remaining balance in each account is generated. The summary ledger report only lists the remaining balances after adding and subtracting all transactions for a given period of time.

The balance sheet is the final report necessary on a small accounting system. The sum of the liabilities is subtracted from the sum of the assets to determine the balance or net profit for the business owner. This balance is credited to the proprietor (PRP) account, and thus, the assets plus the net income will balance (equal) with the liabilities.

Additional functions of the accounting system could include forecasting income using trend-line analysis of previous balance sheets, forecasting other accounts using previous records, preparing amortization schedules, determining depreciation amounts and budgeting cash based on forecasted

cash on hand and cash payable.

The accounting system flowchart is shown in Fig. 2-2.

ADDITIONAL APPLICATIONS FOR THE SMALL BUSINESS PERSON OR THE PROFESSIONAL

The small business person or professional could use his or her microcomputer for the following additional purposes.

Order processing. The computer could be used for order editing, freight cost computation, credit checks, stock availability checks, and order status checks. A billing/invoicing calculation program could provide the following information: net total, total tax, total tax plus freight, total profit, percent of net profit, total value of back-ordered items, total discount amount, total gross amount, and total cost amount.

Sales. The computer could prepare a breakdown of sales volume and profitability by product, customer, or salesman. Sales order processing software could print packing slips, deduct sold merchandise from inventory, verify orders, process returned goods, accumulate back orders, enter cash receipts, print invoices, print sales and credit journals, and maintain a customer master file.

General accounting. General accounting functions include cost record keeping, budgeting, daily exception recordkeeping, and the issuing of profit and loss statements.

Mailing list. One of the prime assets of a small business is its mailing list, representing customers who are likely to be repeat purchasers. The personal computer simplifies mailing list maintenance and is capable of sorting names according to a variety of characteristics, depending upon how much information is stored by the program in addition to names and addresses. Consider the following promotional or money-saving activities that can easily be accomplished through the use of a full-featured mailing list program:

- Sort list by zip for bulk mail savings.
- Sort list alphabetically and printout as a customer reference.
- Mail pieces to residents of a certain town or zip for a special local promotion.

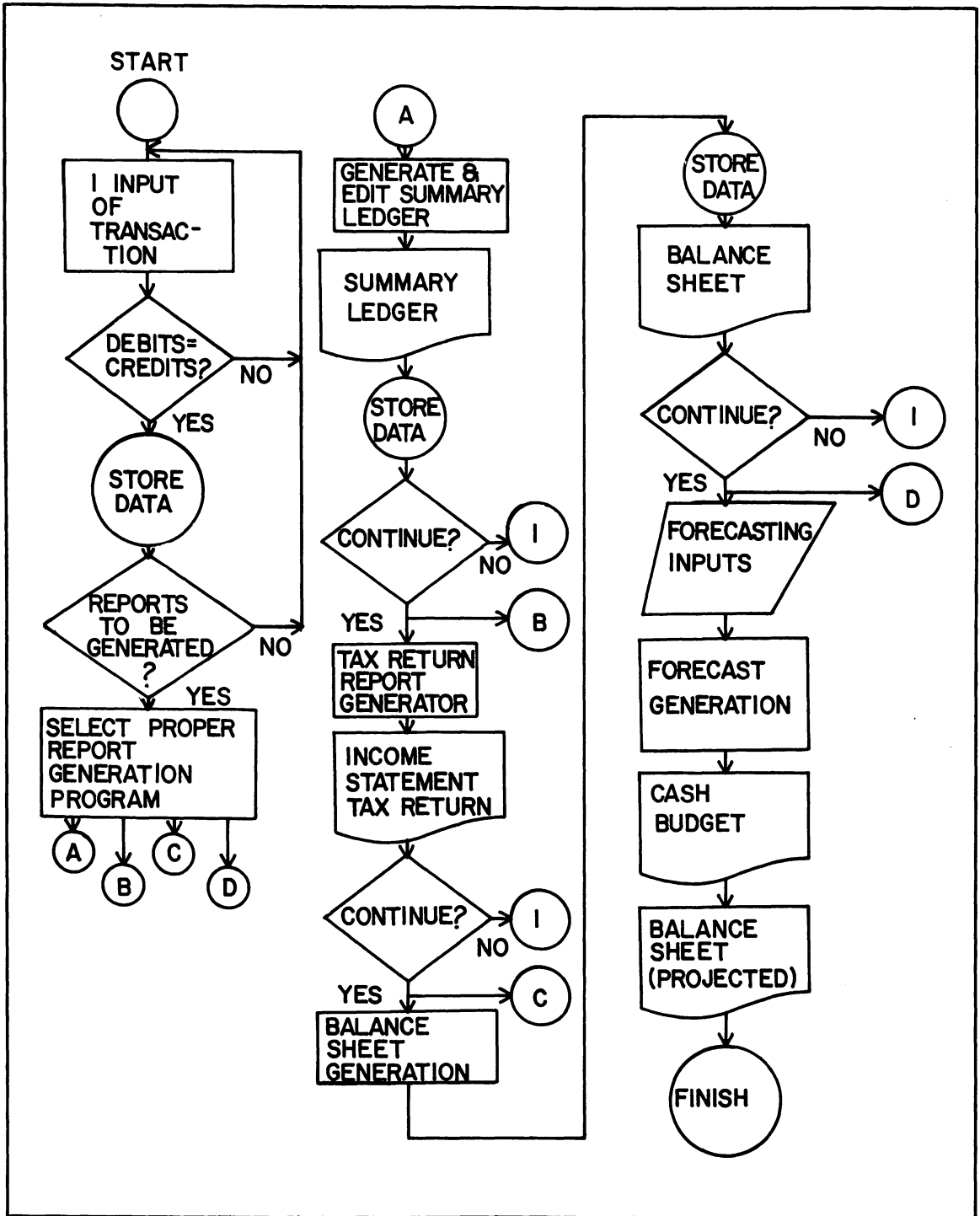


Fig. 2-2. A flowchart for an accounting system program.

- Mailings to customers having an upcoming birthday.
- Mailings to all women announcing a special sale on dresses.
- Mailings to only the most active customers for a special "favored customer" promotion.

The ability of a mailing list program to sort customers by these and other criteria requires that special codes be input along with names and addresses. The coding used and its extent are at the user's discretion.

Customer file management. By functioning in a manner similar to the way a mailing list program functions, a customer file management program could keep track of customers in a way that is useful to the business. The data stored could include customer name, address, phone, occupation, credit limit, current balance, brand preference, total purchases, sales representative, and date of last order. The business manager could then obtain lists of customers according to

- Outstanding balance of 30+ days, for collection purposes.
- Brand preference, for research and promotional purposes.
- Sales representatives.
- Those who have not ordered within the last year, for consideration of removal from the active list or for a followup campaign.

A mailing list program could be combined with a customer maintenance program to provide a powerful tool—an accurate profile of your customer base, useful reports for the sales staff, and a means for select mail promotion.

Payroll. A complete payroll calculation program would include the following features: time-card hours computation, check writing, and provi-

sions for commissions, bonuses, piecework salaries, incentives. W-2 forms, and payroll summaries could also be outputted.

Inventory. A complete inventory management program should be able to output the following reports: detailed inventory, inventory status, on-order, order exception, analysis by cost, list for use in physical inventory, period to date, year to date, minimum quantity search, and inventory projections. The following file update functions should also be provided: place and order, cancel an order, add a new inventory form, delete an existing inventory item, initial a new period or year. The inventory program could also print purchase orders or reminders.

Contract preparation. A word-processing system could print personalized contract forms. Cost estimation functions could also be integrated into the contract preparation program.

General business calculations. Consider the use of your personal computer or programmable calculator in performing the following general business computations, which may previously have been too awkward or time consuming when done by manual methods: cash flow, breakeven point, government withholding calculations, selling price from cost and gross profit prorating, unit price comparisons, order quantity for optimum price break, moving average, seasonal average, cyclical analysis, histogram generation, worse-case analysis, universal rate of return, summation of ledger columns, optimum markup or markdown, net present value, choice between debt and equity, lease versus buy determinations, funds statement preparation, perpetual sales quantity, and gross sales revenue.

Capital equipment investment analysis. The simple BASIC program in Listing 2-13 computes the maximum purchase price for a piece of equipment based upon estimated profits.

Listing 2-13: The Capital Equipment Investment Analysis Program

```

90 HOME
100 PRINT "CAPITAL EQUIPMENT INVESTMENT ANALYSIS"
110 PRINT "DETERMINES THE MAXIMUM PURCHASE PRICE   FOR EQUIPMENT"
120 PRINT "BASED UPON ESTIMATED PROFITS": PRINT

```

```

130 INPUT "ENTER THE EST. NO. OF YEARS OF EQUIPMENT LIFE ";N
140 INPUT "ENTER THE INTEREST RATE ";I
150 FOR X = 1 TO N
160 PRINT "ENTER THE PROJECTED EARNINGS FOR YEAR: ";X
170 INPUT R(X)
180 NEXT X
190 FOR X = 1 TO N
200 Q = Q + R(X) / I ^ X
210 NEXT X
220 PRINT "THE RECOMMENDED PURCHASE PRICE IS: $";Q
230 END

```

Professional Practice Management

Professionals with large practices should consider using a personal computer system in

- Maintaining appointments
- Billing and collection
- Generating appointment reminders
- Accessing reference libraries and data resources for journal articles, diagnoses, case laws, standards, rules and regulations, codes, and drug information.
- Correspondence and document preparation
- Telecommunication with laboratories for diagnostic tests.
- Insurance form preparation or transmission.

Business Letters

Professionally prepared files of business letters are available for popular personal computers to save you time and enable you to produce better letters. Typically over 1000 letters are available for review, modification, and output with the use of a word processing program.

The new U.S. Post Office E.COM (electronic computer-originated first class mail) system permits the transmission of business letters via modem to the E*COM network; the letter will be printed and mailed for delivery the next day anywhere in the U.S. The current rate is \$0.26 each. The system may be used for anyone with a modem and a personal computer upon payment of a \$50.00 annual accounting fee.

Sales Device

The small computer may be used as a sales device in several ways. Now that telephone dialing

interfaces are available, you can use the computer to call every possible telephone number in an exchange or from a customer file and deliver a tape-recorded retail sales message to anyone who answers. At expositions or retail sales outlets, a computer with a video display can continually list sales information. Crude question-answering capabilities could also be provided.

Use of the computer as a customer advisor can increase sales traffic as well. For example, a garden supply shop could provide customers with access to a computer programmed to answer gardening questions about specific plants (for example, questions about growing seasons and nutrient requirements), amount and type of fertilizer for a certain size lawn and type of grass, and possibly output a complete garden plan. A wine shop computer could recommend a type of wine to accompany a given meal, the glass and temperature to use, and the comparative prices of wines. The cosmetics department of a store could use the computer to suggest brand name cosmetics to use in achieving a certain complexion. A swimming pool maintenance company advertises that it offers a free computer analysis of anyone's swimming pool water. From water samples, the computer determines the type and amount of chemicals necessary to maintain a specific pool; these chemicals are then sold to the pool owner.

The Calculation of the Number of Days Between Two Dates

Businesspeople often need to know how much time (usually in terms of days) there is between two given dates. A program, such as the one in Listing

2-14 stores the number of days in each month and could serve to calculate this value. Additionally, time conversions between seconds, minutes, hours, days, weeks, months, and years could be performed.

between two given times is another business application. The results can be used in determining hours worked for payroll purposes or in figuring accumulated interest. The program in Listing 2-15 calculates the difference between two times.

Time Calculations

Calculation of the difference in hours or days

Time differences between major cities or time zones could be calculated by a program. A world map could also be displayed on a video screen with

Listing 2-14: The Calculation of the Number of Days Between Two Dates Program

```

3 HOME
5 PRINT "DAYS BETWEEN TWO DATES CALCULATION (IN"
7 PRINT "THE SAME YEAR)"
20 DIM M(12)
30 FOR X = 1 TO 12
40 READ M(X)
50 NEXT X
60 PRINT "IS THIS A LEAP YEAR 1=YES,2=NO";
65 DA = 0:EM = 0
70 INPUT A
80 IF A = 1 THEN M(2) = 29
90 INPUT "INPUT THE FIRST DATE NUMERICALLY IN      THIS FORM: DAY, MONTH
";D1,M1
110 INPUT "INPUT THE SECOND DATE IN THE SAME FORM ";D2,M2
125 IF M1 = M2 THEN DA = D2 - D1: GOTO 200
130 EM = M(M1) - D1
140 IF M1 + 1 = M2 THEN 190
150 FOR X = M1 + 1 TO M2 - 1
160 DA = DA + M(X)
170 NEXT X
190 DA = DA + EM + D2
200 PRINT "THE NUMBER OF DAYS=";DA
205 INPUT "CALCULATE ANOTHER (Y/N)? ";A$: IF A$ = "Y" THEN M(2) = 28: GOTO 60
210 END
220 DATA 31,28,31,30,31,30,31,31,30,31,30,31

```

Listing 2-15: The Time Difference Program

```

5 HOME
10 PRINT "TIME DIFFERENCE CALCULATION"
20 REM COMPUTES DIFFERENCE IN HOURS, MINUTES, AND SECONDS
30 PRINT "INPUT THE FIRST TIME IN 24. HR. CLOCK FORMAT--"
40 PRINT "HOURS,MINUTES,SECONDS."
50 INPUT H1,M1,S1
60 PRINT "INPUT FINAL TIME IN 24. HR. FORMAT."
70 INPUT H2,M2,S2
80 NH = H2 - H1
90 NM = M2 - M1: IF NM < 0 THEN NH = NH - 1:NM = 60 + NM
100 NS = S2 - S1: IF NS < 0 THEN NM = NM - 1:NS = 60 + NS
110 PRINT "THE DIFFERENCE IN H,M,S IS:";NH;" ";NM;" ";NS
140 PRINT
150 END

```

the appropriate times in major cities continuously updated. This application may be useful to those making long distance calls or flying into other time zones.

The Calculation of Reference Tables

Any mathematical function may be expressed as a table of values corresponding to the factors in the equation. Businesspeople who need to calculate the value of a particular function could produce a table listing values at specified intervals for easy reference. For example, a portion of a chart used in converting British pounds to American dollars is reproduced here. Note that the dollar equivalents are found in the interior of the chart.

pence

	.00	.10	.20	.30	.40	.50	.60	.70	.80	.90	
pounds	1	1.90	2.09	2.28	2.47	2.66	2.85	3.04	3.23	3.42	3.61
	2	3.80	3.99	4.18	4.37	4.56	4.75	4.94	5.13	5.32	5.51
	3	5.70	5.89	6.08	6.27	6.46	6.65	6.84	7.03	7.22	7.41
	4	7.60	7.79	7.98	8.17	8.36	8.55	8.74	8.93	9.12	9.31

The conversion rate for this chart is 1.90 dollars per British pound. As an example of its use, the number of dollars that are equivalent to 4.90 pounds is given by the chart as 9.31. The BASIC program used to print the chart is shown in Listing 2-16 and can be used as a model for similar programs designed to calculate reference tables.

Listing 2-16: The Reference Table Program

```

10 HOME
20 PRINT " CONVERT DOLLARS TO FOREIGN CURRENCY"
30 INPUT "ENTER NAME OF FOREIGN CURRENCY TO BE          CONVERTED:";B$
40 INPUT "ENTER DOLLAR VALUE OF ONE UNIT OF             FOREIGN CURRENCY (I.E., 1.9 FOR BRIT-
   ISH PO
50 INPUT "PRESS ENTER TO PRINT CHART. ";A$
60 HOME
70 HTAB ((40 - LEN (B$)) / 2): PRINT B$: PRINT
80 PRINT "          .00   .10   .20   .30   .40"
90 FOR X = 1 TO 10
100 KL = X: GOSUB 240
110 FOR B = 0 TO .4 STEP .1
120 PRINT "      ";KL = A * (X + B): GOSUB 240
130 NEXT B
140 PRINT ""
150 NEXT X: PRINT
155 PRINT "          .50   .60   .70   .80   .90"
160 FOR X = 1 TO 10
170 KL = X: GOSUB 240
180 FOR B = .5 TO 1 STEP .1
190 PRINT "      ";KL = A * (X + B): GOSUB 240
200 NEXT B
210 PRINT ""
220 NEXT X
230 END
240 REM MONEY FORMAT SUBROUTINE
250 KL$ = STR$ (KL)
260 FOR I = 1 TO LEN (KL$)
270 PRINT MID$ (KL$,I,1);
280 IF MID$ (KL$,I,1) = "." THEN GOTO 320
290 NEXT
300 PRINT " ,";: GOTO 350
310 GOTO 380
320 FOR KM = (I + 1) TO (I + 2)

```

```

330 PRINT MID$(KL$,KM,1);
340 NEXT
350 LM = LEN (KL$) - I
360 IF LM < 1 THEN PRINT "00";
370 IF LM = 1 THEN PRINT "0";
380 RETURN

```

Your computer can be a time saver by computing and outputting tables concerning areas such as

- Stock commissions.
- Values of an investment or savings account over periods of time.
- Unit prices after certain quantity purchases.
- Break-even values for various prices and sales of a product.
- UPS/USPS rates to various cities for various weights.

THE COMPUTER AND THE PROFESSIONS

In this section a variety of ways in which the personal computer or programmable calculator can be used in the professions and in many blue collar occupations are listed. This short listing is far from complete; uses of calculators and computers are so diverse that these descriptions can only be suggestive of a few of the many applications.

Accountants and tax specialists:	All aspects of work
Advertising:	Client fees Composition and printing costs Production (film and TV) costs Space and time buying Statistics in market research
Agriculture:	Yields per acre Livestock growth and feeding Livestock food supplements Crop mix and rotation Fertilizer ratios

Appraisers:	Comparative values Quantities Summations
Architects:	Strength of materials Loads, stresses, and strains Geometrical configurations
Artists and designers:	Supplies and materials Scale reductions and expansions Client fees by hours worked
Attorneys:	Terms of contracts Tax calculations Bankruptcy dispositions
Auto salesmen:	Optional equipment costs Discounts and prices Used car allowances
Auto service and repair:	Towing and road service costs Costs of materials and labor Estimates
Banking:	Interest, assets, annuities, insurance Foreign exchange Collateral
Broadcasting:	Trust and pensions Program scheduling Advertising rates Station logs
Building contractor:	Measuring land sites Amounts and costs of roofing, flooring, siding, etc. Electrical loads and needs

Building maintenance: Buyer:	Figuring gutters, win- dows, screen sizes Water pressures, plumbing Work schedules and transportation Supplies and power Waste disposal Comparative costs among suppliers Shipping charges Foreign size conver- sions Cost relative to markup at retail	Geologists:	rates, labor and transportation charges, loads, amounts and costs of raw materials, exca- vation needs, fill, wood, wire and ce- ment forms, steel reinforcement, strength of materials, electrical loads, chemical reactions, etc.
Chemists and lab technicians:	Profit potential Quantitative measure- ments Composition of solutions and compounds Rates of reactions Volumetric and grav- imetric analysis	Hotel and inn keepers:	Land measurements Chemical analysis and assays Mineral depletion rates Supplies and labor Occupancy rates Concession profits and activity Group discounts and catering
Construction trades:	Calculations of mate- rials, labor time, charges, and so on by bricklayers, masons, carpenters, plaster- ers, plumbers, etc.	Independent businesses:	Balance sheet, profit and loss statements Purchases, returns, and allowances Cost of materials, labor, services, loans
Dieticians:	Food quantities and costs Nutritional and caloric values		Figuring profit on in- vestment and costs of expansion Itemizing for tax deduc- tions
Educators—teachers:	Grading homework and examination papers Classroom games and instructions in arith- metic, English, etc.	Insurance salesman:	Depreciation schedules Premiums, dividends on policies Annuities
Employment counselors:	Working conditions, wages, and salaries Fringe benefits Labor supply and open- ings	Interior decorating:	Alternative insurance packages Proper levels of cover- age
Engineers:	All phases of construc- tion, including plant location studies, tax		Amounts and costs of fabrics, rugs, carpet- ing, drapes, wall- paper, etc.

	Discounts for quantity	Photographers:	Composition of solutions
	Shipping times and charges		Supplies comparisons
Jewelers:	Pricing and costs		Pricing
	Composition of precious metals		Exposure times and shutter speeds
	Gem weights and sizes	Pilots:	Passenger and freight loads
Landscape architects and contractors:	Land areas, planting and fertilization schedules		Fuel consumption and capacities
	Land fill	Printers:	Navigation
Manufacturer's representative:	Cost of items less discounts		Paper stocks
	Shipping and insurance costs	Psychologists:	Scheduling printing runs
	Invoices prepared for suppliers and clients		Psychological testing
Market research:	Statistics of opinion and field testing	Publishing:	Statistics of experiments
	Extent and nature of competition		Composition and printing costs
	Prescribing or utilizing medications, anesthetics, prosthetic devices, etc.		Postage and shipping costs
Medical, dental, and other health services:	Operational costs of services	Real estate:	Inventory control
	Supplies inventories and costs		Distribution costs
	Geometric configurations		Discounts
	Measurements and conversions	Restaurants:	Market and appraised value
	Alternative designs		Development costs
Personnel administration:	Absenteeism rates, efficiency	Renting and leasing:	Taxes, insurance, water, and heating costs,
	Vacations, illness rates		Closing fees
	Wage rate compliances and comparisons	Sales, door to door:	Commissions
	Employee benefits		Food and liquor costs and prices
	Hirings and severances	Sales, retail:	Tips
Pharmacists:	Pharmaceutical measurements		Interest charges and cash flow
	Supplies inventory and costs	Secretaries:	Inventory and usage rates
	Pricing		Travel and other expenses
			Statements to suppliers
			Commissions
			Taxes and commissions
			Inventory and turnover
			Pricing—markups and markdowns
			Petty cash, travel expenses
			Postage costs

	Budget, production, sales reports		Converting foreign currencies, kilometer distances, etc.
	Employer's personal finances		Billing airlines, steamship lines, bus companies, tours, hotels, etc.
Security analysts:	Correspondence and memo verification		
	Profits, expenses, P/E ratios working capital, depreciation, growth rates, dividends, etc.	Trucking and shipping:	Load capacities by weight and volume
	Technical and fundamental analyses		Distances, time schedules, costs
Securities salesmen:	Margin costs and availability	Typographers:	Equipment inventory and maintenance
	Dividend and interest yields		License fees and taxes
	Commissions earned	Waiters and waitresses:	Printers' measurements
	Growth rates, price changes, balanced portfolios		Plates and etchings
Social services:	Welfare availability versus family needs	Wholesalers and manufacturers	Tips
	Family budgeting		Totaling checks
Surveyors:	Land measurements		Labor and overhead
Travel agents:	Discounts on fares, tours, hotels		Loss on discounting customers' interest-bearing notes
	Commissions earned		Interest on account balances
	Distances and costs per distance		Recording payments, promissory notes, partial payments
			Consignments and returns
			Shipping costs and taxes

Chapter 3



Mathematical and Statistical Applications

One of the biggest assets of the computer is its ability to perform complicated and tedious mathematical calculations with unerring diligence. Your personal computer may be programmed to emulate a simple adding machine or a complex scientific business calculator. It can perform statistical computations of use to those involved with businesses, investments, questionnaire analysis, the sciences, and other fields.

THE COMPUTER AS A SOPHISTICATED CALCULATOR

A program could be written to emulate the functions of an ordinary or an RPN calculator. The computer could be used as a simple business or scientific calculator for a variety of purposes. Additionally, functions not provided on an ordinary calculator could easily be included (for example, the ability to solve quadratic equations).

RPN Calculator

RPN stands for Reverse Polish Notation and is a system of representing mathematical equations.

Some of the advanced scientific calculators use the RPN system because fewer keystrokes are required to do complex calculations with an RPN system than with the regular system. The RPN system is often easier to use after you have gained familiarity with it. The purpose of the program in Listing 3-1 is to emulate an RPN calculator, providing about 50 mathematical functions. This program is thus composed of 50 subroutines, identified by REM statements, that may be used as subroutines in other BASIC programs that require functions not provided by your version of BASIC.

In the RPN system there are no parentheses and no = (equals) key. Only two numbers are worked with at one time. A sample calculation would proceed as follows:

Step	Input	Display	Comments
①	2.5	2.5	Enter first number
		0	These are the four registers
		0	
		0	
		0	

Step	Input	Display	Comments	function	description	
				*	multiplication	
②	4	4	Enter second number as new numbers are input, preceding inputs are shifted through the registers.	+	addition	
		2.5		/	division	
		0		-	subtraction	
		0		^	powers (e.g., $x \wedge y$ stands for X^y and $x \wedge .5$ stands for \sqrt{x})	
③	*	10	* stands for multiplication. The answer to 2.5×4 was calculated and put in the first position in the display.	✓		
		4		INV	inverse (e.g., $1/x$)	
		2.5		C	clear display/registers	
		0		SIN	compute the sine of x	
	10	10	enter third number	ASIN	compute the arcsine of x	
				COS	compute the cosine of x	
				ACOS	compute the arccosine of x	
				TAN	compute the tangent of x	
				ATAN	compute the arctangent of x	
				2.5	SEC	compute the secant of x
⑤	5	5	enter fourth number	ASEC	compute the arcsecant of x	
				10	COT	compute the cotangent of x
				10		
				4	ACOT	compute the arccotangent of x
⑥	/	2	/ stands for division. The following calculation was performed, and the answer was stored in the first display position: $10/5 = 2$	CSC	compute the cosecant of x	
		5		ACSC	compute the arccosecant of x	
		5		PI	place the value of π in the register	
		10		E	compute the exponential of x (i.e., e^x)	
				LOG	compute the logarithm of x	
⑦	+	12	The + sign instructed that the two preceding results were to be added: $10+2=12$; the answer was stored in the first position. The two preceding results were added because no new numbers were input for the computation.	MEM+	add a number to the memory register	
		2		MEM-	delete a number from the memory register	
		5		%	change x to a percentage value	
		10		N!	compute the factorial of x	
				SD	compute the standard deviation for a set of scores	
				HYP	compute the value for the hypotenuse of a triangle	

The functions available in this program are listed and described below:

function	description	function	description
SIDE	compute the value for a side of a triangle given the hypotenuse and another side	#SIN	inverse hyperbolic sine of x
DEG	change x from radians to degrees	#COS	inverse hyperbolic cosine of x
RAD	change x from degrees to radians	#TAN	inverse hyperbolic tangent of x
POLR	compute polar coordinates given rectangular coordinates	#SEC	inverse hyperbolic cosecant of x
RECT	compute rectangular coordinates given polar coordinates	#CSC	inverse hyperbolic cotangent of x
MET	compute metric conversions—a subprogram	#COT	inverse hyperbolic secant of x
HSIN	compute the hyperbolic sine of x	SZ	switch the z registers
HCOS	compute the hyperbolic cosine of x	RZ	rotate the z registers
HTAN	compute the hyperbolic tangent of x	QUAD	compute solutions to quadratic equations with the quadratic equation
HSEC	compute the hyperbolic secant of x	?	put computer in monitor mode so that ordinary calculations may be made in the form PRINT 5*1.6. Type CONT in some BASICS to continue with the program
HCSC	compute the hyperbolic cosecant of x		
HCOT	compute the hyperbolic		

Listing 3-1: The RPN Calculator Program

```

10 HOME
20 PRINT "RPN CALCULATOR"
30 PRINT "(C) 1978 MARK R.SAWUSCH--MAY NOT BE SOLD"
40 DIM A(100),M$(21),D$(50),K(25)
50 L = 2
70 PRINT : PRINT "MAXI-CAL"
80 G = 1:F = 1
90 FOR D = 1 TO 50: READ D$(D): NEXT
100 PRINT "* + / MIN ^ INV C SIN ASIN COS ACOS TAN ATAN SEC ASEC COT ACOT"
102 PRINT "CSC ACSC PI E LOG MEM+ MEM- % N! SD HYP SIDE DEG RAD POLR RECT MET HSIN"
104 PRINT "HCOS HTAN HSEC HCSC HCOT #SIN #COS #TAN #SEC #CSC #COT SZ RZ QUAD ?"
110 PRINT " FOR EXPLANATIONS OF THE COMMANDS, SEE THE TEXT IN THE BOOK ACCOMPANYING
THIS SOFTWARE
115 PRINT : PRINT "USE 'END' TO RETURN TO MENU"
120 D = 1
130 REM ASK FOR COMMAND/VALUES
140 REM
150 INPUT "COMMAND: ";C$

```

```

155 IF C$ = "END" THEN END
160 O = 0
170 IF VAL (C$) = 0 THEN GOTO 230: REM IS IT A LETTER OR A NUMBER?
180 A(G) = VAL (C$):X = A(G): IF F(1) = 2 THEN F(2) = 2
185 IF F(1) < > 2 THEN F(1) = 2
190 L = G
200 IF G = 1 THEN G = 2: GOTO 210
205 G = 1
210 GOTO 2200
220 GOTO 150
230 A(G) = L1: IF F(1) = 1 THEN F(2) = 1: GOTO 240
235 F(1) = 1
240 REM SEARCH TO FIND THE COMMAND
250 FOR I = 1 TO 50
260 IF C$ = D$(I) THEN 290
270 NEXT I
280 PRINT "ILLEGAL FUNCTION ": PRINT : GOTO 150
290 IF I < = 15 THEN 310
295 IF I > 15 AND I < = 28 THEN I = I - 15: GOTO 315
300 IF I > 28 AND I < = 41 THEN I = I - 28: GOTO 320
305 IF I > 41 THEN I = I - 41: GOTO 325
310 ON I GOTO 340,370,400,430,460,480,500,520,550,580,610,640,670,700,730
315 ON I GOTO 760,790,820,850,880,910,940,970,1040,1090,1120,1160,1320
320 ON I GOTO 1350,1370,1400,1430,1480,1490,1750,1780,1810,1840,1870,1900,1930
325 ON I GOTO 1960,1990,2020,2040,2070,2100,2110,2120,2160
330 REM CALCULATE *
340 IF F(1) = F(2) AND F(1) = 1 THEN X = Z1 * Z4
345 IF F(1) < > F(2) OR F(1) < > 1 THEN X = Z1 * Z2
350 GOTO 2200
360 REM CALCULATE +
370 IF F(1) = F(2) AND F(1) = 1 THEN X = Z1 + Z4
375 IF F(1) < > F(2) OR F(1) < > 1 THEN X = Z1 + Z2
380 GOTO 2200
390 REM CALCULATE /
400 IF F(1) = F(2) AND F(1) = 1 THEN X = Z4 / Z1
405 IF F(1) < > F(2) OR F(1) < > 1 THEN X = Z2 / Z1
410 GOTO 2200
420 REM CALCULATE -
430 IF F(1) = F(2) AND F(1) = 1 THEN X = X4 - X1
435 IF F(1) < > F(2) OR F(1) < > 1 THEN X = Z2 - Z1
440 GOTO 2200
450 REM CALCULATE POWERS
460 X = Z2 ^ Z1: GOTO 2200
470 REM CALCULATE INVERSES
480 Z1 = 1 / Z1: GOTO 2210
490 REM CLEAR REGISTERS
500 Z1 = 0:Z2 = 0:Z3 = 0:Z4 = 0: GOTO 2210
510 REM CALCULATE SIN
520 A(L) = SIN (A(L) * .0174533)
530 GOTO 2190
540 REM CALCULATE ARC SIN
550 A(L) = ATN (A(L) / SQR ( - A(L) * A(L) + 1)) * 57.29578
560 GOTO 2190
570 REM CALCULATE COSINE
580 A(L) = COS (A(L) * .0174533)
590 GOTO 2190
600 REM CALCULATE ARC COSINE

```

```

610 A(L) = ( - ATN (A(L) / SQRT ( - A(L) * A(L) + 1)) + 1.5708) * 57.29578
620 GOTO 2190
630 REM CALCULATE TANGENT
640 A(L) = TAN (A(L) * .0174533)
650 GOTO 2190
660 REM CALCULATE ARC TANGENT
670 A(L) = ATN (A(L)) * 57.29578
680 GOTO 2190
690 REM CALCULATE SECANT
700 A(L) = 1 / COS (A(L) * .0174533)
710 GOTO 2190
720 REM CALCULATE ARC SECANT
730 A(L) = ( ATN ( SQRT (A(L) * A(L) - 1)) + ( SGN (A(L) - 1) * 1.5708)) * 57.29578
740 GOTO 2190
750 REM CALCULATE COTANGENT
760 A(L) = 1 / TAN (A(L) * .0174533)
770 GOTO 2190
780 REM CALCULATE ARC COTANGENT
790 A(L) = ( - ATN (A(L) + 1.5708)) * 57.29578
800 GOTO 2190
810 REM CALCULATE COSECANT
820 A(L) = 1 / SIN (A(L) * .0174533)
830 GOTO 2190
840 REM CALCULATE ARC COSECANT
850 A(L) = ( ATN (1 / SQRT (A(L) * A(L) - 1)) + ( SGN (A(L) - 1) * 1.5708)) * 57.29578
860 GOTO 2190
870 REM VALUE FOR PI
880 Z1 = 3.141592654: GOTO 2210
890 GOTO 2190
900 REM CALCULATE NATURAL LOGARITHM
910 A(L) = EXP (A(L))
920 GOTO 2190
930 REM CALCULATE LOGARITHM
940 A(L) = LOG (A(L))
950 GOTO 2190
960 REM MEMORY ADDITION
970 DD = DD + 1
980 INPUT "WHICH REGISTER";D
990 IF D = 1 THEN M$(DD) = STR$ (Z1): GOTO 1000
992 IF D = 2 THEN M$(DD) = STR$ (Z2): GOTO 1000
994 IF D = 3 THEN M$(DD) = STR$ (Z3): GOTO 1000
996 M$(DD) = STR$ (Z4)
1000 INPUT "DESCRIPTION:";C$
1010 M$(DD) = M$(DD) + " " + C$
1020 GOTO 150
1030 REM MEMORY LISTING
1040 FOR D = 1 TO DD
1050 PRINT M$(D)
1060 NEXT D
1070 GOTO 150
1080 REM CONV. FOR %
1090 A(L) = A(L) * .01
1100 GOTO 2190
1110 REM COMPUTE FACTORIAL
1120 FOR YY = 1 TO A(L)
1130 A(L) = A(L) * (A(L) - YY)
1140 NEXT YY: GOTO 2190
1150 REM STATISTICS

```

```

1160 PRINT "IN STATISTICAL MODE "
1170 PRINT
1180 PRINT "ENTER VALUES SEPARATELY AND ENTER 9999 WHEN DONE"
1190 B = 0:C = 0:D = 1
1200 INPUT K(D)
1210 IF K(D) = 9999 THEN 1240
1220 B = B + K(D):C = C + K(D) ^ 2:D = D + 1
1230 GOTO 1200
1240 PRINT "SCORES:": FOR H = 1 TO D - 1
1250 PRINT K(H);
1260 NEXT H: PRINT
1270 PRINT "SUM OF SCORES","NUMBER OF SCORES"
1280 PRINT B,D - 1
1290 PRINT B / (D - 1),C - (B / (D - 1)) ^ 2
1300 PRINT "STANDARD DEVIATION="; SQR (C - (B / (D - 1)) ^ 2)
1310 REM COMPUTE HYPOTENUSE
1320 X = SQR (Z1 ^ 2 + Z2 ^ 2)
1330 GOTO 2200
1340 REM COMPUTE SIDE OF TRIANGLE
1350 X = SQR ( ABS (Z1 ^ 2 - Z2 ^ 2)): GOTO 2200
1360 REM CONV. TO DEGREES
1370 A(L) = A(L) * 57.2957791
1380 GOTO 2190
1390 REM CONV. TO RADIANS
1400 A(L) = .017453292 * A(L)
1410 GOTO 2190
1420 REM RECT. TO POLAR CONV.
1430 Z1 = SQR (Z1 * Z1 + Z2 * Z2)
1440 A = Z2 / Z1
1450 Z2 = ( ATN (A / SQR (- A * A + 1))) * 57.29578
1460 GOTO 2210
1470 REM POLAR TO RECT. CONV.
1480 B = Z1 * SIN (Z2 * .0174533):Z2 = Z1 * COS (Z2 * .0174533):Z1 = B: GOTO 2210
1490 A(G) = Z1: PRINT "M E N U:"
1500 PRINT "USE THE NEGATIVE OF THE MENU # TO CONVERT VICE-VERSA"
1510 PRINT "1) FEET TO METERS"
1520 PRINT "2) INCHES TO CENTIMETERS"
1530 PRINT "3) MILES TO KILOMETERS"
1540 PRINT "4) GALLONS TO LITERS"
1550 PRINT "5) FARENHEIGHT TO CENTIGRADE"
1560 PRINT "6) POUNDS TO KILOGRAMS"
1570 PRINT "7) END CONVERSIONS"
1580 INPUT "SELECT: ";H
1590 IF H < 0 THEN GOTO 1610
1600 ON H GOTO 1620,1640,1660,1680,1700,1720,140
1610 ON - H GOTO 1630,1650,1670,1690,1710,1730
1620 X = .33047851 * A(G): GOTO 2270
1630 X = A(G) * 3.281: GOTO 2270
1640 X = A(G) * 2.54: GOTO 2270
1650 X = A(G) * .3937: GOTO 2270
1660 X = A(G) * 1.609: GOTO 2270
1670 X = A(G) * .6215: GOTO 2270
1680 X = 3.7853 * A(G): GOTO 2270
1690 X = .2642 * A(G): GOTO 2270
1700 X = .5555555 * (A(G) - 32): GOTO 2270
1710 X = 1.8 * A(G) + 32: GOTO 2270
1720 X = .4536 * A(G): GOTO 2270

```

```

1730 X = 2.2046 * A(G): GOTO 2270
1740 REM COMPUTE HYPERBOLIC SINE
1750 A(L) = ( EXP (A(L)) - EXP ( - A(L))) / 2
1760 GOTO 2190
1770 REM COMPUTE HYPERBOLIC COSINE
1780 A(L) = ( EXP (A(L)) + EXP ( - A(L))) / 2
1790 GOTO 2190
1800 REM COMPUTE HYPERBOLIC TANGENT
1810 A(L) = - EXP ( - A(L)) / EXP (A(L)) + EXP ( - A(L)) * 2 + 1
1820 GOTO 2190
1830 REM COMPUTE HYPERBOLIC SECANT
1840 A(L) = 2 / ( EXP (A(L)) + EXP ( - A(L)))
1850 GOTO 2190
1860 REM COMPUTE HYPERBOLIC COSECANT
1870 A(L) = 2 / ( EXP (A(L)) - EXP ( - A(L)))
1880 GOTO 2190
1890 REM COMPUTE HYPERBOLIC COTANGENT
1900 A(L) = EXP ( - A(L)) / ( EXP (A(L)) - EXP ( - A(L))) * 2 + 1
1910 GOTO 2190
1920 REM COMPUTE INV. HYPERBOLIC SINE
1930 A(L) = LOG (A(L) + SQR (A(L) * A(L) + 1))
1940 GOTO 2190
1950 REM COMPUTE INV. HYPERBOLIC COSINE
1960 A(L) = LOG (A(L) + SQR (A(L) * A(L) - 1))
1970 GOTO 2190
1980 REM COMPUTE INV. HYPERBOLIC TANGENT
1990 A(L) = LOG ((1 + A(L)) / (1 - A(L))) / 2
2000 GOTO 2190
2010 REM COMPUTE INV. HYPERBOLIC SECANT
2020 A(L) = LOG (( SQR ( - A(L) * A(L) + 1) + 1) / A(L))
2030 GOTO 2190
2040 REM COMPUTE INV. HYPERBOLIC COSECANT
2050 A(L) = LOG (( SGN (A(L)) * SQR (A(L) * A(L) + 1) + 1) / A(L))
2060 GOTO 2190
2070 REM COMPUTE INV. HYPERBOLIC COTANGENT
2080 A(L) = LOG ((A(L) + 1) / (A(L) - 1)) / 2
2090 GOTO 2190
2100 B = Z2:Z2 = Z1:Z1 = B: GOTO 2210
2110 B = Z4:Z4 = Z3:Z3 = Z2:Z2 = Z1:Z1 = B: GOTO 2210
2120 B = - Z2 * Z2 + SQR (Z2 * Z2 - 4 * Z3 * Z1) / 2 * Z3
2130 Z1 = - Z2 * Z2 - SQR (Z2 * Z2 - 4 * Z3 * Z1) / 2 * Z3
2140 Z2 = B
2150 GOTO 2210
2160 PRINT "ENTERING DIRECT MODE; TYPE 'CONT' TO    CONTINUE PROGRAM"
2170 STOP
2180 GOTO 150
2190 Z1 = A(L): GOTO 2210
2200 Z4 = Z3:Z3 = Z2:Z2 = Z1:Z1 = X
2210 PRINT "Z1:";Z1
2220 PRINT "Z2:";Z2
2230 PRINT "Z3:";Z3
2240 PRINT "Z4:";Z4
2250 PRINT : PRINT
2260 GOTO 140
2270 PRINT "=";X: PRINT : PRINT : GOTO 1490
2280 DATA *,+/,MIN,^,INV,C,SIN,ASIN,COS,ACOS,TAN,ATAN,SEC,ASEC,COT,ACOT
2282 DATA CSC,ACSC,PI,E,LOG,MEM+,MEM-,%,N!,SD,HYP,SIDE,DEG,RAD,POLR,RECT,MET,HSIN
2284 DATA HCOS,HTAN,HSEC,HCSC,HCOT,#SIN,#COS,#TAN,#SEC,#CSC,#COT,#SZ,#RZ,QUAD,?

```

STATISTICS

The microcomputer is well-suited for dealing with statistics. Basic statistics for one or two variables—the mean, variance, and standard deviation may be found for a set of observations on one variable. For paired variable sets, the above statistics could be determined for each, and the covariance and correlation coefficient calculated.

$$\text{Mean} \quad \bar{x} = \frac{\sum x}{n}$$

$$\text{Variance} \quad \sigma_x^2 = \frac{\sum(\text{deviation from true mean})^2}{n}$$

$$= \frac{\sum(x - \mu)^2}{n}$$

$$\text{Standard deviation} \quad \sigma_x = \sqrt{\text{variance}}$$

$$r = \frac{\sum XY - n\bar{X}\bar{Y}}{\sqrt{(\sum \bar{X}^2 - n\bar{X}^2)(\sum \bar{Y}^2 - n\bar{Y}^2)}}$$

Means and moments. For grouped or ungrouped data, the arithmetic, geometric, and harmonic means may be determined; the second, third, and fourth moments about the mean and the coefficients of skewness and kurtosis may also be calculated.

One and two way analysis of variance. The mean and variance for two treatment groups and for the entire sample may be calculated, and an F statistic can be applied to the differences between populations.

Contingency table analysis. The chi-square statistic may be used to test independence between row and column classifications of a contingency table.

Linear regression. A set of observations may be fit to a straight line by linear regression; the coefficient of determination, the standard error of y on x, and the standard error for the coefficients may also be computed. Multiple linear regression fits, and polynomial regression could also be performed.

For the linear equation $y = a + bx$.

$$b = \frac{\sum XY - n\bar{X}\bar{Y}}{\sum X^2 - n\bar{X}^2}$$

$$a = \bar{Y} - b\bar{X}$$

where $\bar{X} = (\sum X)/n$, $\bar{Y} = (\sum Y)/n$

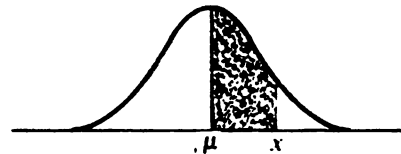
Survey analysis. The following statistical parameters could be calculated by a complete survey analysis program: multivariate analysis, regression analysis, time-series analysis, variance determination, factor analysis, descriptions, and tabulations.

Generation of frequency tables. For a large sample, a sorting program could output a standard or relative frequency table.

Hypothesis testing. A useful program could determine confidence intervals for a given sample, which may then be used in testing hypotheses. Statistical hypothesis testing is used to answer such questions as, "A businessman claimed that 20% of the public prefer his products; if 100 people were asked their opinion, what percentage would have to respond negatively for this claim to be refutable?"

Statistical distributions. The approximations for normal and student's t-distributions given below are designed for easy translation into BASIC program statements and have wide applications in statistical analysis.

- Normal Distribution



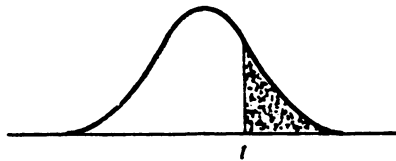
Standard Normal Distribution

$$u = \frac{(x - \mu)}{\sigma x}$$

probability of x falling in the shaded area above = $1 - r(a_1 t + a_2 t^2 + a_3 t^3) + \epsilon(x)$

where: $a_1 = 0.4361836$
 $a_2 = -0.1201676$
 $a_3 = 0.9372980$
 $r = (e^{-x/2})(2\pi)^{-1/2}$
 $t = (1 + 0.3326x)^{-1}$
 $|\epsilon(x)| < 10^{-5}$

• Student's t-distribution



Student's t-distribution

area of right-tail = $\frac{1}{4}(1 + a_1x + a_2x^2 + a_3x^3 + a_4x^4)^{-4} + \epsilon(x)$

where: $a_1 = 0.196854$
 $a_2 = 0.115194$
 $a_3 = 0.000344$
 $a_4 = 0.019527$
 $t = t\text{-value}$
 $d = \text{no. degrees of freedom}$
 $x = (t^{2/3} \cdot (1 - 2/9d) - 7/9) / (2/9 + t^{2/3} \cdot 2/9d)^{-1/2}$
 $|\epsilon(x)| < 2.5 \cdot 10^{-4}$

Similar approximations, available in statistical handbooks and the U.S. Bureau of Standards manuals of computer approximations, may be used to compute Chi-Square and F distributions.

Statistical Analysis

The statistical analysis program in Listing 3-2

has a wide range of applications in business, stock analysis, and the sciences. The program consists of six subprograms including statistics with one variable, statistics with two variables, area under a curve computation, and exponential smoothing calculations.

The first subprogram, statistics with one variable, is used to find basic descriptions for a set of data (that is the mean and the standard deviation). The second subprogram determines the linear regression for a set of (x,y) pairs. For example, the relationship between the price of a stock (x) to the Dow Jones Industrial Average (y) could be determined by inputting corresponding pairs of values. The third subprogram computes the area under a normal curve between two points. A normal curve is used to describe many phenomena; it is pictured and mathematically described above. The area under the curve is equal to one; the average of a set of data (x) is the point at which the curve peaks. If two values on the x axis are picked, the area under the curve between these two points is equal to the probability of a value being between those points; this subprogram computes the area, or probability, between two given points. The fourth subprogram computes the cumulative binomial probability for the occurrence of a given value. The fifth subprogram plots data described in subprogram one in simple bargraph format. This section could be improved to plot data on an x, y axis or to create a labeled histogram. The sixth subprogram exponentially smooths a set of data. Data values are entered, and an exponential function is used to predict future values. This smoothing constant should be adjusted so that the output error is minimized.

Listing 3-2: The Statistical Analysis Program

```

5 HOME
10 CLEAR
20 PRINT "STATISTICAL ANALYSIS PROGRAM"
30 PRINT "FOR BUSINESS AND STOCK ANALYSIS"
40 DIM X(105),A(105),Y(105)
50 DIM Q(100,2),S(3,2)
60 PRINT "MENU:"
70 PRINT "1) STATISTICS FOR 1 VARIABLE"

```

```

80 PRINT "2) STATISTICS FOR 2 VARIABLES"
90 PRINT "3) AREA UNDER A CURVE COMPUTATION"
100 PRINT "4) CUMULATIVE BINOMIAL PROBABILITY          CALCULATION"
110 PRINT "5) PLOT DATA"
120 PRINT "6) EXPONENTIAL SMOOTHING PROGRAM"
130 PRINT "7) END"
140 INPUT A: ON A GOTO 160,1010,710,1800,1960,2060,2370
150 GOTO 60
160 REM ONE VARIABLE CALCULATIONS
170 PRINT "ENTER SUCCESSIVE VALUES SEPARATELY,      '9999' TO END"
180 D = 1:C = 0:B = 0:E = 0
190 INPUT A(D)
200 GOTO 230
210 INPUT A(D)
220 IF A(D) = 9999 THEN 270
230 B = B + A(D)
240 C = C + A(D) * A(D)
250 D = D + 1
260 GOTO 210
270 D = D - 1:M = B / D
280 HOME
290 PRINT "NO. SCORES","SUM OF SCORES"
300 PRINT D,B
310 PRINT
320 FOR H = 1 TO D
330 G = G + A(H) - M
340 SG = SG + (A(H) - M) * (A(H) - M)
350 NEXT H
360 SG = SG / (D - 1):SG = SQR (SG)
370 PRINT "MEAN","VARIANCE","MEAN AVERAGE DEVIATION"
380 PRINT M,SG ^ 2,SG,G
390 PRINT : PRINT "PROBABLE ERROR","COEFFICIENT OF VARIATION"
400 PRINT .6745 * SG, ,D / M
410 PRINT
420 PRINT "STANDARD ERROR FOR THE MEAN="; SQR (SG * SG / D)
430 PRINT
440 FOR I = 1 TO D - 1
450 FOR J = 1 TO D - 1
460 X = A(J):Y = A(J + 1)
470 IF A(J) < = A(J + 1) THEN 490
480 A(J) = Y:A(J + 1) = X
490 NEXT J,I
500 INPUT "PRESS ENTER TO CONTINUE ";A$: HOME
510 VTAB (1): PRINT "MEASURE","FREQ","REL FREQ"
515 VTAB (10): PRINT "DEV FROM AVE      DEV SQUARED","STD DEV"
520 J9 = 0
530 FOR J8 = 1 TO D
540 H = 1
550 FR = 1
560 J = 1
570 IF A(J8) = A(J8 + J) THEN FR = FR + 1: GOTO 580
575 GOTO 600
580 J = J + 1
590 GOTO 570
600 J9 = J9 + 1
620 VTAB (3): PRINT J9;A(J8),FR,FR * 1 / D
625 VTAB (12): PRINT M - A(J8),(M - A(J8)) * (M - A(J8)),(A(J8) - M) / SG
627 CT = CT + 1: IF CT > 6 THEN CT = 0: VTAB (22): PRINT "MORE--PRESS RETURN TO CONTINUE"

```

```

628 INPUT A$
630 IF FR > 1 THEN J8 = J8 + FR - 1
640 RM = RM + FR * A(J8) * A(J8)
650 NEXT J8:CT = 0
660 PRINT "HIGHEST SCORE", "LOWEST SCORE"
670 PRINT A(D), A(1)
680 PRINT "ROOT MEAN SQUARE-"; SQR (RM)
690 PRINT "THUS X=";M;" PLUS/MINUS";SG / SQR (D)
700 INPUT "TYPE ENTER TO CONTINUE";A$: GOTO 60
710 REM AREA UNDER NORMAL CURVE
720 PRINT "ENTER THE STANDARD Z VALUE ";
730 INPUT BE
740 PRINT
750 PRINT "X VALUE AREA TO LEFT AREA TO RIGHT"
760 A = BE
770 C = 0:E = 1:H = BE:D = 0:G = BE * BE:F = .398942 * EXP ( - .5 * G)
780 J = H / E
790 C = C + J: IF J / C < .000001 THEN 850
800 L = 1:E = 1:D = D + 1:H = G * H
810 FOR K = 1 TO D
820 E = E + 2:L = L * E
830 NEXT K
840 E = L: GOTO 780
850 M = F * C + .5:N = 1 - M
860 PRINT A;" ";M;" ";N
870 GOTO 990
880 BE = BE / 1.14142:O = BE * BE:P = EXP ( - O) * .56419 / BE:O = .5 * O
890 P1 = 0 * O:M = 0 * P:P2 = 0:P3 = 0
900 P5 = 1:P4 = 1
910 P2 = P2 + 2
920 IF P3 = P THEN 950
925 P3 = P
930 P = P5:P4 = 0 * P4 * (P2 - 1) + P5:M = P2 * M * P1 * (P2 + 1)
940 GOTO 910
950 P6 = P * .5:Q = 1 - P6
960 PRINT A,Q,P6
970 BE = A + 10
980 GOTO 760
990 PRINT
1000 GOTO 60
1010 D = 1: PRINT "REGRESSION AND CORRELATION ANALYSIS": PRINT
1020 PRINT "ENTER X,Y VALUES AS PAIRS SEPARATED BY COMMAS"
1030 PRINT "ENTER 9999,9999 WHEN DONE"
1040 INPUT X(D),Y(D)
1050 IF X(D) = 9999 AND Y(D) = 9999 THEN 1100
1060 Q9 = Q9 + X(D):R9 = R9 + Y(D)
1070 Q8 = Q8 + X(D) * X(D):R8 = R8 + Y(D) * Y(D)
1080 R6 = R6 + X(D) * Y(D):D = D + 1
1090 GOTO 1040
1100 D = D - 1:N = D:Q7 = Q9 / D:R7 = R9 / D
1110 A9 = Q8 - Q9 * Q7:A8 = R8 - R9 * R7
1120 B9 = R6 - Q9 * R7:B8 = B9 / A9:B7 = R7 - B8 * G7
1130 A7 = A8 - B8 * B9:A6 = A7 / (D - 2)
1140 FOR I = 1 TO N
1150 B(I) = Y(I):A(I) = X(I)
1160 NEXT I
1170 GOSUB 1640
1180 PRINT

```

```

1190 PRINT "AVE. OF X","AVE. OF Y"
1200 PRINT A1,A2
1210 PRINT "STD. DEV X","STD DEV Y"
1220 PRINT D1,D2
1230 PRINT "CORRELATION COEFFICIENT X-Y:";C9
1240 PRINT :A9 = A2
1250 INPUT "PRESS ENTER WHEN READY ";Z9$
1260 PRINT "THE FOLLOWING EQUATIONS EXPRESS THE X,Y RELATIONSHIPS"
1270 PRINT : PRINT "EQUATION 1"
1280 PRINT "Y=";S9;"X+";I9
1290 PRINT "% ACCURACY OF Y VARIANCE DESCRIPTION=";P9
1300 PRINT "Y-INTERCEPT=";I9
1310 PRINT "SLOPE=";S9
1320 PRINT "F-RATIO=";S9 / (A6 / (D - 2))
1330 PRINT
1340 FOR I = 1 TO D
1350 IF X(I) < = 0 THEN 1420
1360 A(I) = LOG (X(I))
1370 NEXT I
1380 GOSUB 1640
1390 PRINT : PRINT "EQUATION 2"
1400 PRINT "Y=";S9;"*LOG X+";I9
1410 PRINT "% ACCURACY OF DESCRIPTION";P9: PRINT
1420 FOR I = 1 TO N
1430 A(I) = X(I): IF Y(I) < = 0 THEN 1540
1440 B(I) = LOG (Y(I))
1450 NEXT I
1460 GOSUB 1640
1470 GOSUB 1730
1480 PRINT
1490 INPUT "PRESS ENTER WHEN READY ";Z9$
1500 PRINT "EQUATION 3"
1510 PRINT "LOG Y=";S9;"*X+";I9: PRINT "OR"
1520 PRINT "Y="; EXP (S9);"^X+"; EXP (I9)
1540 FOR I = 1 TO N
1550 IF A(I) < = 0 THEN 1780
1555 A(I) = LOG (X(I))
1560 NEXT I
1570 GOSUB 1640
1580 GOSUB 1730
1590 PRINT "EQUATION 4"
1600 PRINT "LOG Y=";S9;"*LOG X+";I9: PRINT "OR"
1610 PRINT "Y="; EXP (I9);"*X^";S9
1620 PRINT "% ACCURACY DESCRIPTION";P9
1630 GOTO 1780
1640 S1 = 0:S2 = 0:S3 = 0:S4 = 0:S5 = 0: FOR I = 1 TO N
1650 S1 = S1 + A(I):S2 = S2 + B(I):S3 = S3 + A(I) * A(I)
1660 S4 = S4 + B(I) * B(I):S5 = S5 + A(I) * B(I)
1670 NEXT I
1680 A1 = S1 / N:A2 = S2 / N:V1 = (S3 - (D * (A1 * A1))) / (N - 1)
1690 V2 = (S4 - (D * (A2 * A2))) / (N - 1):D1 = SQR (V1)
1700 D2 = SQR ( ABS (V2)):DO = N * S3 - S1 * S1:I9 = ((S2 * S3) - (S1 * S5)
1710 S9 = ((N * S5) - (S1 * S2)) / DO:P9 = ((S9 * S9) * V1) / V2:C9 = SQR
1720 P9 = 100 * P9: RETURN
1730 S7 = 0:S8 = 0
1740 FOR I = 1 TO N
1750 E = EXP (I9 + S9 * A(I)):S8 = S8 + (Y(I) - E) ^ 2:S7 = S7 + (Y(I) - A9)

```

```

1760 NEXT I
1770 P9 = 100 * (1 - S8 / S7): RETURN
1780 INPUT "PRESS ENTER WHEN READY ";Z9$
1790 GOTO 60
1800 REM CUMULATIVE BINOMIAL PROBABILITIES
1810 F = 0
1820 INPUT "ENTER THE # SUCCESSES, # TRIALS (F(Y,N,P)),PROB SUCCESS/TRIAL";Y,N,P
1830 S1 = 1: FOR I = 1 TO N
1840 S1 = S1 * I: NEXT I
1850 FOR X = 0 TO Y
1860 S2 = 1:S3 = 1
1870 FOR I = 1 TO X
1880 S2 = S2 * I: NEXT I
1890 FOR I = 1 TO N - X
1900 S3 = S3 * I: NEXT I
1910 F = F + S1 / (S2 * S3) * P ^ X * (1 - P) ^ (N - X)
1920 NEXT X
1930 PRINT "THE CUMULATIVE BINOMIAL PROBABILITY=";F
1940 PRINT "FOR F(Y;N,,P) WHERE Y=";Y;"", N=";N;"", P=";P
1950 GOTO 60
1960 HOME
1970 PRINT "-----"
1980 DX = 55 / A(D)
1990 FOR X = D TO 1 STEP - 1
2000 IF A(X) = A(X - 1) THEN GOTO 2030
2010 PRINT A(X);"I";
2020 FOR ZX = 1 TO DX * A(X): PRINT "+";: NEXT : PRINT ""
2030 NEXT X
2040 PRINT "-----"
2050 GOTO 60
2060 REM EXPONENTIAL SMOOTHING
2080 GOSUB 2120
2090 GOSUB 2160
2100 GOSUB 2270
2110 GOTO 60
2120 INPUT "ENTER SMOOTHING CONSTANT(0-1)";A
2130 INPUT "ENTER PREDICTION PERIOD LENGTH ";T
2140 INPUT "ENTER THE FIRST DATA SET (9999 TO END)";Q(1,1):Q(2,2) = Q(1,1)
2150 S(1,0) = Q(1,1):S(2,0) = Q(1,1):S(3,0) = Q(1,1):N = 2: RETURN
2160 REM
2170 PRINT N;: INPUT Q(N,1)
2180 IF Q(N,1) = 9999 THEN 2260
2190 S(1,1) = A * Q(N,1) + (1 - A) * S(1,0):S(2,1) = (1 - A) * S(2,0) + S(1,1) * A
2200 S(3,1) = (1 - A) * S(3,0) + S(2,1) * A:P1 = 6 * (1 - A) * (1 - A) + (6 - 5 * A) *
A * T + (A
2210 P2 = S(1,1) / (2 * (1 - A) * (1 - A)):P3 = 6 * (1 - A) * (1 - A) + 2 * (5 - 4 * A) *
A * T +
2220 P4 = S(2,1) / (2 * (1 - A) * (1 - A))
2230 P5 = 2 * (1 - A) ^ 2 + (4 - 3 * A) * A * T + (A * T) ^ 2:P6 = S(3,1) / (2 * (1 - A)
* (1 - A)
2240 Q(N + 1,2) = P1 * P2 - P3 * P4 + P5 * P6:S(1,0) = S(1,1):S(2,0) = S(2,1)
2250 S(3,0) = S(3,1):N = N + 1: GOTO 2170
2260 RETURN
2270 PRINT : PRINT "PERIOD OBSERVATION PREDICTION ERROR"
2280 PRINT 1;Q(1,1)
2300 FOR J = 2 TO N - 1
2310 PRINT J;Q(J,1);Q(J,2);Q(J,2) - Q(J,1)

```

```

2320 IF J / 12 < > INT (J / 12) THEN 2350
2330 PRINT : INPUT "PRESS ENTER TO CONTINUE ";A$
2340 HOME : PRINT "PERIOD OBSERVATION PREDICTION ERROR"
2350 NEXT J
2360 GOTO 60
2370 END

```

MATHEMATICS

Personal computers can be called upon to perform all of the following:

- Solution of quadratic and cubic equations: given the coefficients of either a quadratic or cubic equation, a program could solve for both real and complex roots; equations of degrees could also be solved for.
 - Roots of $f(x)$: a program could find the roots of a user-defined function using the bisection method or Newton's method.
 - Vector operations: given two vectors in two dimensions, a program could calculate their magnitudes, the angle between them, and their dot and cross products.
- The program in Listing 3-3 calculates the sum of two vectors.
- Triangle solution: for a triangle with three known "variables," the lengths of the sides, the angles between sides, and the area could be computed.
 - Curve solution: the arc length, central angle, radius, chord length, and tangent length for a curve could be calculated given two known parts; the area enclosed by these parts could also be calculated.
 - Arithmetic, geometric, and harmonic progressions: a table of elements for the above three progressions could be generated. The element and the sum of the first n elements could also be determined.
 - Factors of integers, GCD, LCM: the prime factors of an integer, the greatest common divisor (GCD), and the least common multiple (LCM) of two integers could be determined.
 - Function value table: a useful program could print the values for a user-defined function over a specified interval.
 - Prime number table: a table of prime numbers or a test for primes in a specified interval could be generated.
 - Partial sums and products: the partial sum or product of a user-defined function could be computed.
 - Interpolation between known values: Lagrange polynomial interpolation, or the Newton divided

Listing 3-3: The Vector Addition Program

```

5 HOME
10 REM VECTOR ADDITION
20 INPUT "INPUT THE DATA FOR THE FIRST VECTOR IN THIS FORM: MAGNITUDE,ANGLE ";M1,A1
30 X1 = M1 * COS (A1)
40 Y1 = M1 * SIN (A1)
50 INPUT "INPUT THE DATA FOR THE SECOND VECTOR IN THE SAME FORMAT. ";M2,A2
60 X2 = M2 * COS (A2)
70 Y2 = M2 * SIN (A2)
80 X = X1 + X2:Y = Y1 + Y2
90 A = ATN (Y / X)
100 M = SQR (X * X + Y * Y)
110 PRINT "NEW VECTOR MAGNITUDE=";M;"UNITS"
120 PRINT "AT AN ANGLE OF ";A;"DEGREES."
130 PRINT "(X,Y,) COORDINATE AT ENDPOINT=(;X;"",;Y;")."
140 PRINT
150

```

- difference method may be performed to interpolate values of a function.
- Gaussian integration: the integral of a user-defined function can be determined by Gaussian quadrature.
- Solutions of differential equations: first-order differential equations may be solved by a program using the Runge Kutta method; a step size may be determined to yield results within a specific error tolerance.
- Polynomial arithmetic: addition, subtraction, multiplication, and division of polynomials may be accomplished.
- Polynomial evaluation: a polynomial $(P_x) = a_0 + a_1x + a_2x^2 + \dots + a_nx^n$ may be evaluated at a point x with complex coefficients. The program in Listing 3-4 evaluates a polynomial expression at a given point and determines the first and second derivatives.
- Polynomial root finding: Barstow's method is

Listing 3-4: The Polynomial Evaluation Program

```

90 HOME
100 PRINT "POLYNOMIAL EVALUATION PROGRAM"
110 PRINT "COMPUTES VALUE AT A GIVEN PT. & 1ST AND 2ND DERIVATIVES"
120 DIM B(50),Z(509),C(50,2)
130 E = 0
140 PRINT "ENTER THE DEGREE OF THE POLYNOMIAL";
150 INPUT X
160 PRINT "ENTER THE COEFFICIENTS SEPARATELY";
170 FOR D = 0 TO X
180 INPUT B(D)
190 NEXT D
200 PRINT "ENTER THE NO. OF VALUES TO BE EVALUATED"
210 INPUT N:N1 = N
220 PRINT "ENTER THE POINTS SEPARATELY";
230 FOR D = 1 TO N
240 INPUT Z(D)
250 NEXT D
260 GOSUB 340
270 GOSUB 450
280 E = E + 1
290 GOSUB 340
300 GOSUB 450
310 E = E + 1
320 GOSUB 340
330 GOTO 500
340 FOR F = 1 TO N1
350 N = Z(F)
360 GOSUB 400
370 C(F,E) = H
380 NEXT F
390 RETURN
400 H = 0
410 FOR D = 0 TO X
420 H = B(D) + N * H
430 NEXT D
440 RETURN
450 FOR D = 0 TO X
460 B(D) = (X - D) * B(D)
470 NEXT D
480 X = X - 1
490 RETURN

```

```

500 PRINT
510 PRINT "PT OF VALU     EVAL     DER1     DER2"
520 PRINT
530 FOR F = 1 TO N1
540 PRINT Z(F);"          ";C(F,0);"          ";C(F,1);"          ";C(F,2)
550 NEXT F
560 PRINT
570 INPUT "PRESS RETURN TO END";A#: END

```

well suited for computer evaluation of quadric factors for polynomials of degree n.

- Complex arithmetic: addition, subtraction, multiplication, division, squares, inverses, and so on may be performed using complex numbers.
- Complex trigonometric functions: common trigonometric functions may be evaluated using complex numbers.
- Base conversions: a useful program could transform numbers of any real base to another base.
- Graphing calculations: the intervals to use for proportional axes given the minimum/maximum values and number of major divisions could be calculated and used for plotting data manually or with a plotter/printer. Additionally, conversion routines between radians, quadrants, revolutions, and degrees could be provided.
- Coordinate conversion between rectangular and polar equivalents may be computed with these formulae:

$$r = \sqrt{x^2 + y^2}$$

$$A = \arctangent (y/x)$$

$$x = r \cdot \cosine (A)$$

$$y = r \cdot \text{sine} (A)$$

where: $x = \text{abscissa}$ } Cartesian coordinates
 $y = \text{ordinate}$ }
 $r = \text{magnitude of ray}$ } Polar coordinates
 $A = \text{angle (in degrees)}$ }

The Solution of Simultaneous Equation

The small computer can be used to find the solution to a set of simultaneous equations. This mathematical operation has applications in many areas including business and science. An example of two equations to be solved simultaneously follows:

$$5X=4Y + 24$$

$$2.5Y=6X - 4$$

If the equations are solved simultaneously, a value will be found for X and Y such that both equations will be correct. The number of simultaneous equations that can be solved by the program in Listing 3-5 is limited only by the available memory in the computer.

Listing 3-5: The Simultaneous Equation Solver Program

```

90 HOME
100 PRINT "SIMULTANEOUS EQUATION SOLVER": PRINT
110 REM NO. OF VARIABLES=NO. OF EQNS.
120 REM THERE MUST BE MORE THAN 1 EQN.
130 REM THE ARRAYS MAY BE REDIMENSIONED TO
140 REM ACCOMMODATE ANY NO. OF EQUATIONS
150 REM LIMITED ONLY BY AVAILABLE MEMORY
160 DIM M(30,30),P(30),L(30)
170 INPUT "ENTER NO. OF VARIABLES ";Z
180 FOR E = 1 TO Z: FOR D = 1 TO Z
190 PRINT "EQUATION #";E;"", VARIABLE #";D;
200 INPUT M(E,D)

```



```

210 NEXT D: PRINT "CONSTANT FOR EQN #";E;
220 INPUT L(E): NEXT E
230 FOR E = 1 TO Z - 1
240 L = ABS (M(E,E)):B = E
250 FOR D = E + 1 TO Z
260 IF ABS (M(D,E)) < L THEN 280
270 B = D:L = ABS (M(D,E))
280 NEXT D
290 IF L = 0 THEN 550
300 IF B = E THEN 390
310 FOR D = 1 TO Z
320 G = M(B,D)
330 M(B,D) = M(E,D)
340 M(E,D) = G
350 NEXT D
360 V = L(B)
370 L(B) = L(E)
380 L(E) = V
390 FOR D = E + 1 TO Z
400 T = M(D,E) / M(E,E)
410 FOR C = E + 1 TO Z
420 M(D,C) = M(D,C) - T * M(E,C)
430 NEXT C
440 L(D) = L(D) - T * L(E)
450 NEXT D
460 NEXT E
470 IF M(Z,Z) = 0 THEN 550
480 E = Z - 1:P(Z) = L(Z) / M(Z,Z)
490 U = 0: FOR D = E + 1 TO Z
500 U = U + M(E,D) * P(D)
510 NEXT D
520 P(E) = (L(E) - U) / M(E,E)
530 E = E - 1: IF E > 0 THEN 490
540 GOTO 570
550 PRINT : PRINT "EQNS ARE UNSOLVABLE"
560 GOTO 610
570 PRINT : PRINT
580 FOR E = 1 TO Z
590 PRINT "VARIABLE #";E;"=";P(E)
600 NEXT E: PRINT
610 INPUT "TRY AGAIN (1=YES,2=NO)";N
620 PRINT : PRINT
630 IF N = 1 THEN PRINT : GOTO 170
635 IF N < > 1 THEN INPUT "PRESS ENTER TO RETURN TO MENU";A$: PRINT CHR$ (4);"RUN ME
NU"

```

Integral Evaluation

Among the many methods used for computer evaluation of integrals is Simpson's Rule:

$$\int_a^b f(x)dx \approx h/3[f(a)+4f(a+h)+2f(a+2h)+4f(a+3h)+\dots+2f(a+(n-2)h)+4f(a+(n-1)h)+f(b)]$$

where $h = \frac{b-a}{n}$ and $n =$ number of iterations (as n increases, accuracy increases)

The trapezoidal approximation is another algorithm used with computers.

Plotting Mathematical Functions

With a little ingenuity, the TAB function may

be used to produce crude plots of trigonometric and other functions. Try this "one-liner"

```
10 FOR X=0 TO 6.28 STEP .25:PRINT
    TAB (SIN(X)*30+30);"*":NEXT X
```

The plotter program. The program in List-

ing 3-6 is a general purpose plotting routine designed for use with a printer. Three types of plots may be made: two-dimensional, three-dimensional, and simultaneous plots. Lines 40-80 explain how functions to be plotted are to be entered into the program.

Listing 3-6: The Plotter Program

```
10 HOME : PRINT "PLOTTER"
20 PRINT "PLOT FUNCTIONS IN 2D,3D OR SIMULTANEOUSLY"
30 REM ROTATE OUTPUT 90 DEGREES FOR ACTUAL PLOT
40 PRINT "IF THE FUNCTIONS DEFINED IN LINES 690,710,730 ARE TO"
50 PRINT "BE CHANGED, STOP THE PROGRAM AND ENTER FUNCTIONS IN THIS FORMAT:"
60 PRINT "FUNCT. #1- 690 Y=SIN(X) (Y IN TERMS OF X)"
70 PRINT "FUNCT. #2- 710 Y1=cos(X) (Y1 IN TERMS OF X)(Y1 IN TERMS
OF X- FOR SIMUL. PLOT)"
80 PRINT "FUNCT. #3- 730 Z=EXP(Z) (Z IN TERMS OF Z- FOR 3D PLOTS)"
90 PRINT
100 PRINT
110 PRINT
120 PRINT "SELECT: 1) 2D PLOT, 2),3D PLOT, 3) END"
130 INPUT AQ
140 ON AQ GOTO 160,420,150
150 END
160 PRINT "SELECT: 1)PLOT 1 FUNCTION, 2)PLOT 2 FUNCTIONS SIMULTANEOUSLY"
170 INPUT AQ
180 F1 = AQ
190 PRINT "ENTER MIN. X VALUE, MAX. X VALUE, X INCREMENT (SEPARATED BY COMMAS)";
200 INPUT E,F,D
210 PRINT "ENTER MIN. Y VALUE, MAX. Y VALUE";
220 INPUT H,G
230 Y1 = 25 / (G - H)
240 PRINT "Y MIN:";H;" Y MAX:";G;" INCREMENT:";Y1
250 PRINT
260 HTAB (5): PRINT H;: HTAB (30): PRINT G
270 FOR B = 1 TO 58
280 PRINT "+";
290 NEXT B
300 PRINT
320 FOR X = E TO F STEP D
330 PRINT X;: PRINT ":";
340 GOSUB 690
350 IF F1 = 1 THEN 390
360 GOSUB 710
370 IF Y > Y1 THEN HTAB (9 + ( INT (10 * Y1 * Y1))): PRINT "*";
372 IF Y > Y1 THEN HTAB (9 + ( INT (10 * Y * Y1))): PRINT "#"
375 HTAB (9 + ( INT (10 * Y * Y1))): PRINT "#";
377 HTAB (9 + ( INT (10 * Y1 * Y1))): PRINT "*"
380 GOTO 400
390 HTAB (9 + INT (10 * Y * Y1)): PRINT "*"
400 NEXT X
410 GOTO 120
420 REM 3D PLOT ROUTINE
430 A$ = "*"

```

```

440 E = 5
450 V = 11
460 G = .707106
470 C = 961
480 PRINT "ENTER X INCREMENT";
490 INPUT IN
500 FOR X = - 31 TO 31 STEP IN
510 AQ = 0
520 B = 1
530 D1 = E * INT ( SQR ( C - X * X ) / E)
540 FOR Y = D1 TO - D1 STEP - E
550 Z = SQR ( X * X + Y * Y)
560 GOSUB 730
570 Z = INT (V + Z - G * Y)
580 IF A$ = "*" THEN A$ = "+"
585 IF A$ < > "*" THEN A$ = "*"
590 IF Z < = AQ THEN GOTO 650
600 AQ = Z
610 IF Z = F THEN IF A$ = "*" THEN A$ = "+"
615 IF Z < > F THEN IF A$ = "*" THEN A$ = "*"
620 HTAB (Z): PRINT A$;
630 IF B = 0 THEN F = Z
640 B = 0
650 NEXT Y
660 PRINT ""
670 NEXT X
680 GOTO 120
690 Y = ABS ( SIN (X))
700 RETURN
710 Y1 = ABS ( COS (X))
720 RETURN
730 Z = 30 * ( EXP ( - Z * Z / 100)): RETURN
740 RETURN

```

Determining the Equation of a Line

The program in Listing 3-7 accepts (x,y) data points and uses linear regression to determine the equation of the line that best fits (describes) the data. Applications are numerous. For instance, if you were on a weight-loss plan and inputted values for your weight versus amount of exercise or calorie intake, the program could find the equation of a line that best fits this data. Thus, you could input a value for one variable (for example, calorie intake) and receive a corresponding value (for

example, weight) for the other variable. Other areas that could be analyzed include stock price versus Dow Index, miles traveled versus gallons used, distance versus time, and heating costs versus outside temperature. This program uses the *least squares* method of linear regression.

Solving for Corresponding Values

Given two points of a line linear interpolation can be used to solve for y values corresponding to a given x value. Although this method is not as accu-

Listing 3-7: The Line Equation Calculator Program

```

1 HOME : PRINT "LINE EQUATION CALCULATOR"
2 PRINT "MAY BE USED TO DESCRIBE A SET OF DATA"
3 PRINT "AND DETERMINE A CORRESPONDING POINT FOR"

```

```

4 PRINT "ANY ENTERED POINT": INPUT "PRESS RETURN TO BEGIN";A$
5 HOME : REM CLEAR SCREEN
10 INPUT "ENTER A NAME FOR THE FIRST SET OF DATA ";A$
20 INPUT "ENTER A NAME FOR THE SECOND SET OF DATA ";B$
72 PRINT "ENTER X,Y PAIRS SUCCESSIVELY, SEPARATED BY COMMAS"
75 PRINT "ENTER O,O TO END"
76 N = 1
80 INPUT X,Y
90 IF (X = 0) AND (Y = 0) THEN 200
110 N = N + 1
120 PRINT "SET NO.:";N
130 A = A + X
140 B = B + X * X
150 C = C + Y * Y
160 D = D + Y
170 E = E + X * Y
180 GOTO 80
190 N = N - 1:M = (E * N - D * A) / (B * N / A * A)
200 N = N - 1:M = (E * N - D * A) / (B * N / A * A)
210 V = (D * B - E * A) / (B * N - A * A)
220 HOME
230 PRINT "Y=";M;"X+";V
240 PRINT "ENTER A VALUE FOR ";A$;" TO RECEIVE A CORRESPONDING"
250 PRINT "VALUE FOR ";B$
260 INPUT "ENTER 9999 IF YOU WANT VICE-VERSA, 'O' TO END ";A
265 IF A = 0 THEN PRINT CHR$(4);"RUN MENU"
270 IF A = 9999 THEN GOTO 350
280 PRINT
290 PRINT "Y=";M * A + V
300 GOTO 240
350 REM
390 HOME
400 PRINT : PRINT "X="; - 1 / M;"*Y+";V / M
419 PRINT "ENTER A VALUE FOR ";B$;" TO RECEIVE A CORRESPONDING"
429 PRINT "VALUE FOR ";A$
439 PRINT "ENTER 9999 FOR VICE-VERSA "
449 INPUT A
460 IF A = 9999 THEN 350
470 PRINT "THE VALUE FOR X=";(A - V) / M
480 PRINT
490 GOTO 419

```

rate as the least squares linear regression method, it can be used in situations in which the correlation coefficient is high.

$$y = y_1 + \frac{(y_2 - y_1) \cdot (x - x_1)}{(x_2 - x_1)}$$

where: x_1, y_1 = coordinates of first point on the line

x_2, y_2 = coordinates of second point on the line

x = abscissa of point to be interpolated
 y = ordinate of the point on the line with x

Computer Calculus

Long perceived as merely number crunchers, computers are now moving into the realm of elegant mathematics. Computer algebra programs are now available for personal computers. These programs can manipulate abstract symbolic mathematical ex-

pressions and have the ability to do virtually everything taught in the first two years of university mathematics. They can factor polynomials, simplify expressions, differentiate functions, solve equations, expand functions into a Taylor series, invert matrices, and even integrate functions, as a coup de grace. An outgrowth of the MACSYMA program developed on large mainframe computers, muMath is a rewritten version capable of running on virtually any Z80 or 8080 microcomputer. A simplified version (called Picomath) has also been written in BASIC to run on just about any personal computer. Both programs are marketed by the Microsoft Corporation, 10700 Northup Way, Bellevue, WA 98004, and should be seriously considered for purchase by professionals who must have reliable solutions to mathematical problems and by students of mathematics. Examples of symbolic computer algebra produced by the muMath program appear below, and demonstrate that their programs are approaching true artificial intelligence capabilities:

Factor $x^{25} + 1$:

$$(x - 1)(x^4 - x^3 + x^2 - x + 1)(x^{20} - x^{15} + x^{10} - x^5 + 1)$$

$$\frac{2x}{x^3 + 1} :$$

$$\frac{\log(x^2 - x + 1)}{6} - \frac{\log(\text{abs}(x + a))}{3}$$

$$+ \frac{\text{atan}\left(\frac{2x - 1}{\sqrt{3}}\right)}{\sqrt{3}}$$

∞

Expand $x \prod_{n=1}^{\infty} (1 - x^n)^{24}$

$$x - 24x^2 + 252x^3 - 1472x^4 + 4730x^5 + \dots$$

Determinant of $\begin{bmatrix} x^3 & x^2 & x & 1 \\ y^3 & y^2 & y & 1 \\ z^3 & z^2 & z & 1 \\ w^3 & w^2 & w & 1 \end{bmatrix}$

$$- (k-w)(y-w)(y-x)(z-w)(z-x)(z-y)$$

Calculate 30!

$$2652528598121910586363084800000000$$

MATHEMATICAL RECREATIONS AND PROGRAMMING CHALLENGES

Interesting mathematical problems and ideas to implement on your computer include the following.

Using probability to forecast the outcome of a sporting event. For example, an equation expressing the probability that a stronger team will win in a seven game series is

$$p^4 + 4p^4q + 10p^3q^2x + 10p^2q^2(1-x)p$$

where p = probability that stronger team will win ($\geq .5$)

q = probability that weaker team will win ($=1-p$)

x = conditional probability particular to a sport for example, for basketball this value has been calculated to be = .408)

For further information see *Mathematics Magazine*, Sept.-Oct. 1975, pp. 187-192.

The program in Listing 3-8 can help in predicting the outcome of the World Series (or other seven-game series) if you can estimate (that is, guess) the probability of a given team winning each of the seven games based upon such factors as game location, opposing pitchers, and other rational or irrational hunches. For further discussion consult "The World Series Competition," *Journal of the American Statistical Association* 47, Sept. 1952, pp. 335-80.

Solving mathematical puzzles. Puzzles such as the following can probably be solved with the use of brute-force, trial and error computer techniques only—if they can be solved at all:

- Find three distinct right triangles with the following properties:
 - A. Are pythagorean (all three sides are integers)

Listing 3-8: The World Series Predictor Program

```

5 HOME
10 REM WORLD SERIES PREDICTOR
15 RN = RND ( - 3)
25 DIM P(20),F(20),T(20),G(20)
30 PRINT "ENTER THE GAME PROBABILITIES FOR ALL SEVEN GAMES"
40 PRINT "IN DECIMAL FORM(E.G. USE .40 FOR 40%)"
50 PRINT "THE USER MUST DETERMINE INDIVIDUAL GAME PROBABLITLITES
55 PRINT "(NATIONAL VS. AMERICAN LEAGUE)"
60 PRINT "ON THE BASIS OF PITCHERS, HUNCHES, WHERE PLAYED, ETC."
65 PRINT "PROGRAM DETERMINES OUTCOME OF A 1000 GAME SERIES TO"
66 PRINT "PREDICT THE SERIES OUTCOME."
70 FOR X = 1 TO 7: INPUT P(X): NEXT X
74 PRINT "WAIT WHILE I PLAY 1000 GAMES"
75 PRINT
80 N = 0:A = 0: FOR X = 1 TO 7: IF RND (RN) < P(X) THEN 100
90 A = A + 1: IF A = 4 THEN 140
95 IF A < > 4 THEN 110
100 N = N + 1: IF N = 4 THEN 170
110 NEXT X
130 A1 = A1 + 1:G(N + A) = G(N + A) + 1: GOTO 190
140 A1 = A1 + 1:G(N + A) = G(N + A) + 1: GOTO 190
170 N1 = N1 + 1:F(N + A) = F(N + A) + 1
190 T(N + A) = T(N + A) + 1
200 IF N1 + A1 < 1000 THEN 80
205 HOME
210 PRINT "SERIES # TOTAL NATIONAL AMERICAN"
220 FOR X = 4 TO 7: PRINT X; TAB( 12);TAB( 12);T(X); TAB( 21);F(X); TAB( 31);G(X)
230 NEXT X: PRINT TAB( 12)"-----"; TAB( 21);"-----"; TAB( 31);"-----"
240 PRINT "TOTALS:"; TAB( 12);"1000"; TAB( 21);N1; TAB( 31);A1: PRINT
245 PRINT "SIMULATED 1000 GAME SERIES RESULTS ABOVE": PRINT
250 PRINT "AVE LENGTH OF SERIES IS ";(4 * T(4) + 5 * T(5) + 6 * T(6) + 7 * T(7)
) / 1000
260 INPUT "PRESS RETURN TO END";RE$: END

```

B. The perimeters of the three triangles are equivalent

C. The areas of the triangles are in arithmetic progression

- Find the smallest solution in positive integers x and y of $x^2 - n \cdot y^2 = 1$ where $n = 61$
- Find how many ways the integer 10,000 can be expressed as a sum of distinct positive integers (ignoring permutations).
- Find the minimum value of the gamma function. $\text{gamma}(n) = (n-1)!$ for an integer n in the range $1 < n < 2$.

Puzzles that are simpler to solve include such popular logic games as

- Instant Insanity™ blocks: five blocks with different colors on each side must be arranged so that all five blocks in a row have the same colors on each side. The computer could determine all

possible solutions. (7,962,624 possible combinations exist and there are 192 solutions.)

- The High I.Q. Game consists of a board in the shape of a cross with markers in every hole except the center hole. The player jumps markers with adjacent markers as in checkers and then removes the one jumped over. Markers may not be moved unless a jump is possible. The object of the game is to jump all the markers on the board, leaving only one final marker; this is difficult to accomplish. The computer could determine the strategy for winning the game and the number of different ways possible to win (is there only one method?). A mathematical analysis of this game appeared in *The Journal of Recreational Mathematics*, Vol. 5, No. 2, 1972 pp. 133-. The triangular version was discussed in *The Mathematics Teacher*, January 1979, pp. 53-.

Computing Pi, e , solutions for high-

Listing 3-9: The Pi Calculation Program

```
1 HOME : PRINT "PI CALCULATION PROGRAM"
2 PRINT "DEMONSTRATES ITERATIVE TECHNIQUES          (REQUIRES 30,000"
3 PRINT "LOOPS TO CALCULATE TO FIVE DECIMAL        PLACES.)"
6 PRINT "TO RETURN TO MENU PROGRAM BEFORE PI      CALCULATION IS COMPLETE, PRESS"
7 PRINT "CTRL-RESET"
8 INPUT "PRESS ENTER TO BEGIN";A$
10 S = 0:V = - 1:R = 1
11 FOR D = 1 TO 10000
20 L = 10000
30 T = 2 * R - 1
40 V = - 1 * V
50 S = S + V / T
60 N = N + 1:R = R + 1
70 L = L + 10000: IF L > 110000 GOTO 30
80 PRINT N,4 * S
90 NEXT D
100 INPUT "PRESS ENTER TO END ";A$: END
```

degree equations, and mathematical oddities. Many mathematicians take delight in computing values for irrational expressions, determining equations for special mathematical circumstances, and discovering unusual properties of specific numbers. The computer is, of course, useful in such computations.

Calculation of the value of Pi to any number of decimal places can be accomplished by the BASIC program in Listing 3-9.

Pi can be calculated using this successive approximation:

$$\pi = 4 - 4/3 + 4/5 - 4/7 + 4/9 - 4/11 + \dots$$

Similarly, the value of the natural log e may be calculated using this successive approximation:

$$e^x = 1 + x + \frac{x^2}{2!} + \frac{x^3}{3!} + \frac{x^4}{4!} + \dots$$

Programs to compute a Fibonacci Sequence are also popular. The sequence is created by adding each previous term to the term before that:

1, 1, 2, 3, 5, 8, 13 . . .

Sunflower and daisy florets, pinecones,

pineapples, the shells of some mollusks, and even patterns of paving stones and the mating habits of bees and rabbits exhibit properties given by the Fibonacci Sequence. For instance, the seeds of sunflowers and daisies form a pattern of two sets of spirals, one clockwise and the other counterclockwise. The numbers of spirals in the two sets are usually consecutive Fibonacci numbers (for example 34 and 55).

Playing games. Interesting mathematical games for your computer include the following:

- The four color map problem: a recreation that has interested mathematicians for many years is to prove that only four colors are needed to copy any map in such a manner that no bordering countries are of the same color. The proof was accomplished by a large-scale, brute-force computer program.

A game based on this fact could involve two players who attempt to force each other to color two bordering countries the same color. In each turn, a player would choose any color to apply to any country on a map with random boundaries. Proper logic will ensure that one player will lose. The computer could serve as one of the opponents.

- Magic squares game: the magic squares game pits the computer against a human in an attempt

to complete a magic square while blocking an opponent. A magic square is composed of smaller squares, each with a separate number inside. The numbers in the smaller squares in horizontal, vertical, and diagonal rows sum to the same amount. Opposing players could attempt to complete a magic square in opposing directions.

- **Maze games:** maze games involve a randomly generated maze and a computer controlled mouse that learns to find its way through the maze.
- **Exacto:** this game for young people involves two five-digit numbers that have been randomly selected by the computer. Players are instructed to transform the first number into the second through multiplication, division, addition, or subtraction of any other number within a specified range. The computer would keep track of all computations at each stage. The players are scored according to speed or number of operations required to finish.
- **Euclid:** in this game (p, q) represents a pair of positive numbers such that p is greater than q ; A and B signify the two players. Players alternate turns. Each turn consists of replacing the larger of the two numbers given to a player by any positive number obtained by subtracting a positive multiple of the smaller number from the larger number. (All numbers are integers). The first player to obtain zero for the (new) smaller number is declared the winner.

A sample game is shown below; $(51, 30)$ is the starting pair of numbers.

A:(30,21) B:(21,9) A:(9,3) B:(3,0) B wins

or the game could have been

A:(30,21) B:(21,9) A: (12, 9) B:(9,3)
A:(3,9) A wins

- **The Two Move Game:** in the first half of this game, the two players secretly enter four non-negative numbers totaling the same number into the cells of a 2 by 2 matrix:

x1	x2	y1	y2
x3	x4	y3	y4

The entries are then exposed and a third 2 by 2 matrix is developed in which the entries are $x_i y_i$. This final matrix is then analyzed by the first player who chooses a column and tries to maximize. The second player then chooses a row and tries to maximize. The player with the greatest variation wins. A mathematical strategy exists to win this game; can you find it?

- **Sim:** the game of Sim involves a gameboard like this:

	x		x	
x				x
	x		x	

The players take alternate turns drawing lines between two points. The first player to draw an equilateral triangle or square loses. A mathematical strategy exists to win this game.

- **Life:** this popular computer recreation was devised by John Conway, a mathematician at Cambridge University. It simulates an ecological system and illustrates the rise, fall, and changes of a society of living organisms as they interact with their environment and each other. The game begins with a small population of organisms; as time progresses (measured in terms of generations), the population experiences one of three fates: it dies out due to over or underpopulation, it becomes stable, or it oscillates in a repeating pattern. Each member of the population has one of three fates during each generation. It can die from "starvation," give birth to another organism, or survive in a stable form.

The game board is a grid of arbitrary size, often larger than 20×20 . Each square on the grid may be occupied by one organism or empty. Thus, each organism always has eight surrounding squares. It will die if it touches fewer than two or more than three occupied squares. If three occupied squares touch an empty square, a new occupant is born to fill that square. Births and deaths are evaluated simultaneously.

When the game of Life is written in machine language, it will progress at speeds faster than one generation per second and can create a fas-

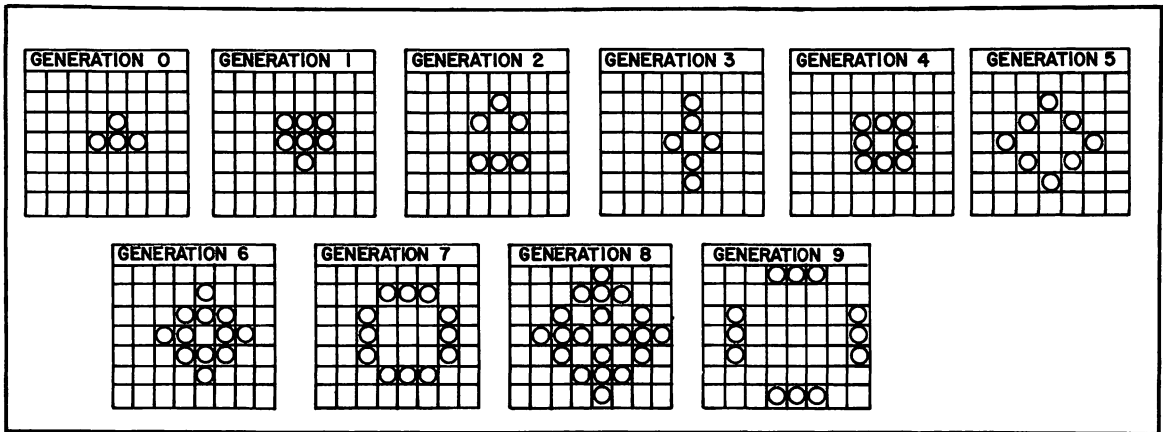


Fig. 3-1. The course of a Life population through nine generations.

cinating display of computer graphics. The course of a population through the first few generations is shown in Fig. 3-1.

Computing probabilities. You could use your computer to calculate the following probabilities.

- **Poker Probabilities:** you could compute the probability that $m * n$ cards held by a defender in a bridge hand will be split m and n , or the probabilities for obtaining a certain hand in poker after certain cards have been played.
- **Birthdays:** in a classroom of 24 students, how many would you estimate have the same birthday? The chances are slightly better than even that 2 or more students will have birthdays on the same date, counter to our intuition! For a given number of people, x , the percent chance that 2 or more will have the same birthday is given by

$$\% \text{ chance} = 100 - 100 \cdot \frac{365-x}{365}$$

Write a BASIC program to calculate the percent chance of coincident birthdays for any input of x , the number of people in the group considered.

- **An Apocalyptic Possibility:** an equation expressing the probability of an accidental nuclear missile launch by the United States or the Soviet Union falsely triggering World War III is as follows:

$$PA = 1 - (1 - P)^{(N+U)}$$

where PA=Probability of the Apocalypse (for percent chance, multiply PA•100)

U=total number of strategic missiles in the U.S. arsenal (2000 est.)

S=Total number of strategic missiles in the Soviet arsenal (2300 est.)

P=Probability of accidental launching of a nuclear missile by either side during a 24-hr. period (1F-8 estimated)

N=Number of days under consideration (20 years=7,300 days)

Write a BASIC program to consider different values for U, S, P, and N.

Calculating useful information. You can use your computer to figure out practical information such as the following:

- **Easter:** a program to calculate the date of Easter for any year would make use of the fact that Easter falls on the first Sunday following the arbitrary Paschal Full Moon, which does not necessarily coincide with a real or astronomical moon. The Paschal Full Moon is calculated by adding 1 to the remainder obtained by dividing the year by 19 and applying the information given in Table 3-1.

Thus, for the year 2000, the key is 6, or April 18. A program to calculate the day of the week (see the Business and Financial Applications chapter) could then indicate that April 18, 2000 is a Tuesday. Note: If the Paschal Full

Table 3-1. The Paschal Full Moon Date.

1-Apr 14	6-Apr 18	11-Mar 25	16-Mar 30
2-Apr 3	7-Apr 8	12-Apr 13	17-Apr 17
3-Mar 23	8-Mar 28	13-Apr 2	18-Apr 7
4-Apr 11	9-Apr 16	14-Mar 22	19-Mar 27
5-Mar 31	10-Apr 5	15-Apr 10	

Moon falls on a Sunday, Easter is the following Sunday. The earliest Easter can fall is March 23rd and the latest is April 25th.

- **Horizons:** the distance to the horizon in miles is approximately $= \sqrt{1.5h}$, where h = elevation above sea level in feet. Write a BASIC program to draw a mountain and print the miles to the horizon for viewers located at 100 foot intervals.

Creating artistic patterns. You can use your microcomputer to generate interesting, artistic patterns such as *Pascal's art*. As described in the December 1966 issue of *Scientific American*, Pas-

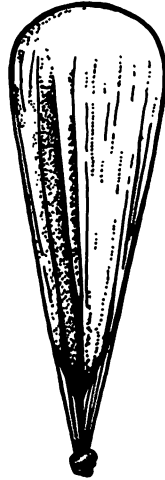
cal's triangle may be used to generate artistic geometric patterns. A sample Pascal triangle is shown below; each number in the successive rows is generated by adding the two numbers above and to the immediate left and right of the number in question.

```

      1
     1 1
    1 2 1
   1 3 3 1
  1 4 6 4 1
 1 5 10 10 5 1
  
```

To write a BASIC program to generate patterns using the triangle you could, for instance, represent all odd numbers by an X and all even numbers by a space. Print the results on a line printer; a variety of interesting geometrical patterns involving triangles will be formed.

Chapter 4



Technical and Scientific Applications

Personal computers, rather than their large-scale counterparts, are increasingly being used by technicians and scientists for problem solving. They offer the advantages of ease of use, low cost, and greater portability. Although many large scale scientific problems are best left to supercomputers, the personal computer has become an asset in its own right in all types of laboratories.

In this chapter I will examine the ways personal computers have been put to scientific and technical use. The personal computer can help to rid the professional or amateur scientist of the mathematical drudgery that is so much a part of the discovery process. It can rapidly and accurately solve problems, many of which would not have previously been undertaken because of their sheer magnitude.

Many of these applications are specialized; the purpose of this chapter is to touch upon just a few of the most commonly used scientific applications, provide sources for further information, and demonstrate some solutions in BASIC. Due to space restrictions, formulas and in-depth coverage of

each application is impossible, but this information should be readily available in standard reference manuals.

WEATHER FORECASTING

Forecasting the weather is usually thought to be a task for large computers only. However, local weather forecasting can be accomplished with surprising accuracy by taking note of wind direction and barometric changes. A chart in use by local weather bureaus has been based upon these two parameters and could easily be computerized. This data could be input automatically by the use of electronic barometers and wind direction instruments.

Wind change		Barometric condition	Forecast code
<i>From</i>	<i>To</i>		
S	SW	7	L
S	SE	3	E
		4	F
		9	M

Wind change	Barometric condition	Forecast code
<i>From To</i>		
NE SE	3	G
	4	H
	5	J
	6	K
	9	M
N E	3	I
	4	A
	9	N
to the West	8	O
NW SW	1	C
	2	B
	3	D
	7	L

If a forecast is not listed for the proper barometric condition, enumerated below, other factors must be used to provide the forecast.

Barometric Conditions (IN INCHES Hg)

1. 30.1 or more and steady
2. 30.1-30.2 rising rapidly
3. 30.1 or more falling slowly
4. 30.1 or more falling rapidly
5. 30.0 or less falling slowly
6. 30.0 or less falling rapidly
7. 30.0 or less rising slowly
8. 29.8 or less rising rapidly
9. 29.8 or less falling rapidly

A rapid change is considered to be over .06 inches per hour. 30 inches Hg = 760 mm Hg.

Forecasts

- A. Summer rain probable/12-24 hours. Winter rain or snow, increasing wind; bad weather often sets in when barometer begins to fall and winds set in from the N.E.
- B. Fair, followed within two days by rain.
- C. Continued fair, no decided temperature change.
- D. Fair for two days with slowly rising temperatures.

- E. Rain within 24 hours.
- F. Wind increasing, rain within 24 hours.
- G. Rain within 12-18 hours.
- H. Wind increasing, rain within 12 hours.
- I. Summer light winds, rain may not fall for several days. Winter rain within 24 hours.
- J. Rain will continue for 1 to 2 days.
- K. Rain, with high wind, followed within 36 hours by clearing, and in winter by colder temperatures.
- L. Clearing within a few hours, fair for several days.
- M. Severe storm imminent, followed within 24 hours by clearing, and in winter by colder temperatures.
- N. Severe northeast gale and heavy precipitation, in winter, heavy snow followed by a cold wave.
- O. Clearing and colder.

A cloud chart with forecasts included is also useful. The forecast data for the various types of clouds could be stored and a comparison made between this forecast and a forecast from the above chart.

Other suggestions for applying a personal computer to weather calculations include the following.

1. Pressure/height conversions to allow an aneroid barometer to serve as an altimeter.
2. Dew point temperature and relative humidity from wet and dry bulb readings.
3. Normal maximum, mean, and minimum temperature degrees days for a given date and location.
4. Estimates of cloud base heights from dew point and surface temperature observations.
5. Almanac data for a given time and date (for example, declination of the sun, distance of the sun from the earth, phase of the moon, and positions of the planets) stored for ready access.
6. Analysis and display of hourly weather data derived from a phone line connected with a weather data channel.
7. Temperature humidity index and relative

Listing 4-1: The Temperature Humidity Index Program.

```
1 GET A$: HOME
10 PRINT "TEMPERATURE HUMIDITY INDEX CALCULATOR"
20 PRINT "DETERMINES THE EFFECTIVE TEMPERATURE"
30 INPUT "ENTER THE RELATIVE HUMIDITY ";H
40 IF H > 94 THEN AQ = 0: GOTO 70
45 IF H > 89 AND H < 95 THEN AQ = 2: GOTO 70
50 IF H > 79 AND H < 90 THEN AQ = 4: GOTO 70
55 IF H > 69 AND H < 80 THEN AQ = 6: GOTO 70
60 IF H > 59 AND H < 70 THEN AQ = 10: GOTO 70
65 AQ = 14
70 INPUT "ENTER THE TEMPERATURE (IN DEGREES F) ";T
80 TH = .8 * T + 15 - AQ
90 PRINT "THE TEMPERATURE HUMIDITY INDEX=";TH
100 INPUT "PRESS ENTER TO END ";A$: END
```

humidity calculations. The program in Listing 4-1 determines the effective temperature given the relative humidity and the actual temperature.

8. Wind chill factor calculations. To calculate the wind chill factor, use the following formula:

$$H = (.14 + .47 V) (36.5 - T)$$

where H = chill in calories lost per square centimeter of skin per second

V = wind velocity (m/sec.)

T = Temperature (°C)

The program in Listing 4-2 converts dry bulb temperature in °F and wind speed in mph to apparent wind chill temperature.

Listing 4-2: The Wind Chill Calculator Program

```
5 HOME
10 PRINT "WIND CHILL CALCULATOR"
20 INPUT "ENTER TEMPERATURE IN FAHRENHEIT";T
30 INPUT "ENTER WIND SPEED IN M.P.H";V
40 T1=T:V=(V*1609.35)/3600:TC=33-((T-32)*(5/9))
50 H=(10.45+(SQR(V)*10)-V)*TC:X=H-506.784
60 IF X<0 THEN X1=T1:GOTO 80
70 X1=50-(X/12.3):X1=INT(((X1*10)+5)/10)
80 PRINT :PRINT "WIND CHILL TEMP=";X1;" DEGREES FAHRENHEIT"
90 END
```

THE SUNDIAL DESIGN PROGRAM

Use the program in Listing 4-3 to compute the correct angles to use in constructing a sundial for your latitude.

The style should be set so that it lies in a north south direction as shown in Fig. 4-1. The top edge points to the North star, equal to the latitude in degrees above the horizon. The program gives you the angles to use in graduating the scale for each hour.

ENERGY EFFICIENCY COMPUTATION

You can use your small computer to make the following studies.

- A computerized statistical comparison between the water temperature in a solar energy system

Listing 4-3: The Sundial Design Program

```

90 HOME
100 PRINT "SUNDIAL DESIGN PROGRAM"
110 REM COMPUTES NECESSARY ANGLES FOR YOUR LATITUDE
115 PRINT
120 PRINT "ENTER YOUR LATITUDE";
130 INPUT A
135 PRINT
140 PRINT "CUT A STYLE SUCH THAT THE UPPER"
145 PRINT "EDGE MAKES AN ANGLE OF ";A;" DEGREES"
150 PRINT "WITH THE BASE."
155 PRINT
160 S = SIN (A)
170 X = 1
180 FOR B = 15 TO 90 STEP 15
190 T = TAN (B)
200 C = S * T
210 X = X + 1
220 PRINT "AT ";X;" O'CLOCK, THE ANGLE SHOULD BE "; ATN (C) * 57.29578
230 REM IN STATEMENT 220 THE CONSTANT 57.29578 IS USED TO CONVERT
240 REM FROM RADIANS TO DEGREES
250 NEXT B
260 END

```

and the outside temperature, the angle of the sun, and so on could serve to evaluate the efficiency of a home solar energy system. Analog to digital converters could be used to gather the information automatically.

- Those of you considering the installation of a solar system might want to do another statistical analysis of the heating requirements for your home based on Btu/hr times the number of hours that your furnace operates during the heating season. The size of a solar system necessary to heat your house can then be calculated using this data and the manufacturer's efficiency data.

In the central U.S. on June 21, the maximum solar energy striking the earth is 290 Btu/square foot (approximately 15 hours in the day). On December 21, the solar energy is a maximum of 220 Btu/square foot (approximately 9 hours in the day). Thus, you can compute average values for the variables in the formula below.

$$\text{Solar collector Btu output} = \frac{B \cdot h \cdot s \cdot m \cdot}{2}$$

where B = Btu/sq ft h = hrs/day

s = sq.ft of collector m = max. efficiency

Keep in mind that it takes 500 Btu to heat water at ground temperature (40°F) to 100°F and that the desired water temperature for home use is 120°F.

- The answer to "How much fuel can be saved by turning the thermostat down from 70°F to 60°F at night?" may be determined using this equation:

$$A = \frac{.0625 (n-1)W}{z}$$

Where A = amount of heat (Btu)
W = the normal heat loss/hr. (Btu)
n = the number of hours of discontinued heating
z = the number of hours from beginning of reheating until the house is at an acceptable temperature

- To find the heat loss of your home, use the formula

$$H = \frac{kA(t-t^1)T}{d}$$

where H = heat transmission (Btu)

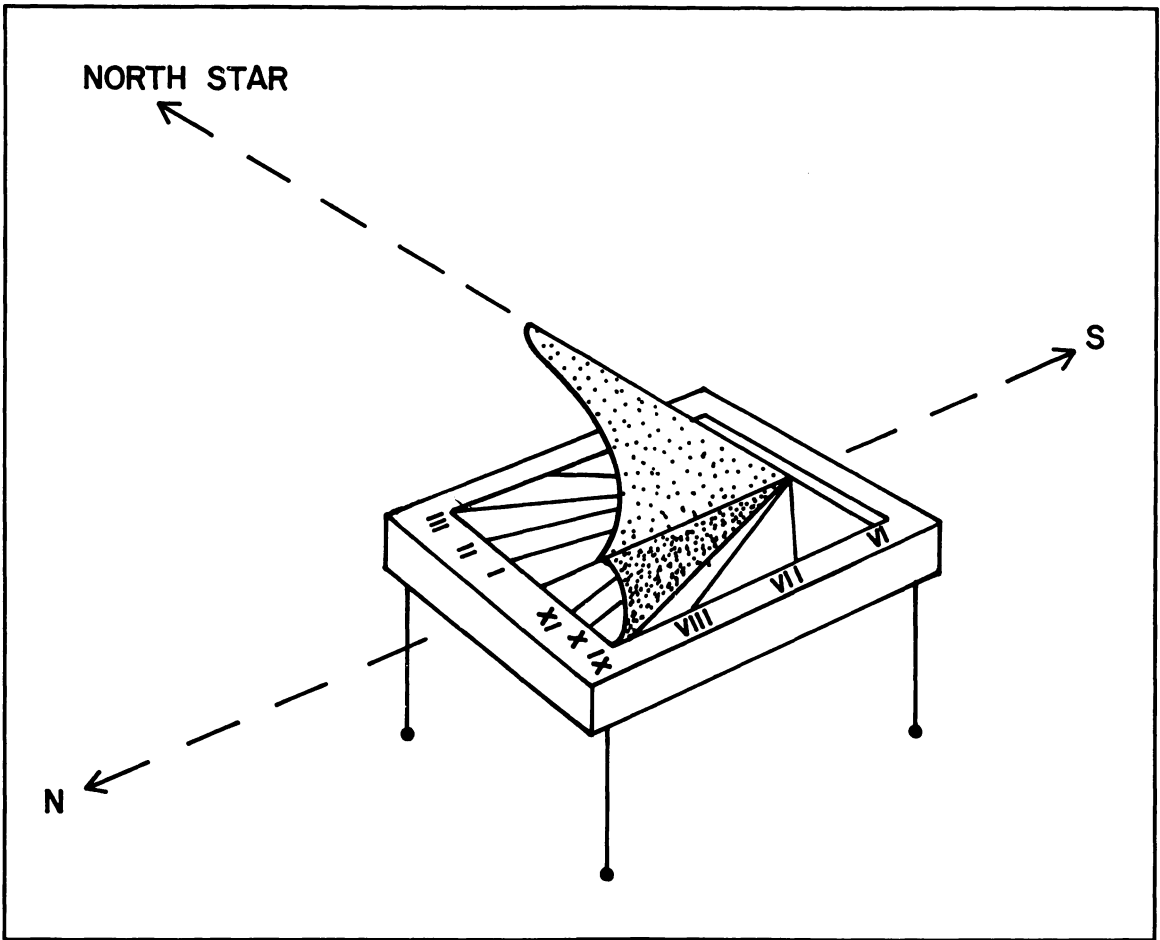


Fig. 4-1. The Moorish sundial.

K = coefficient of thermal conduction (Values for the type of construction used in your home may be found in builder's manuals)
 A = exposed area
 $(t-t^1)$ = temperature difference between inside and outside ($^{\circ}\text{F}$)
 T = duration of exposure (hours)
 d = thickness of walls (inches)

H = heat loss/hr.
 t_o = outside temperature
 t_i = inside temperature
 t_a = average inside temperature
 t_b = average outside temperature
 N = number of hours of heating required
 S = number of units of fuel
 q = cost per unit of fuel

- To calculate fuel requirements use the formula

$$C = \frac{H(t_a - t_b)N \times S \times q}{100,000 \times (t_i - t_o)}$$

where C = fuel cost

The program in Listing 4-4 calculates estimated costs for heating your home with gas, oil, and electricity. Be sure to enter your heat loss in British thermal units, not degrees.

- To calculate the Btu rating for an air conditioner for your home, use the program in Listing 4-5.

Listing 4-4: The House Heating Program

```

10 HOME
100 PRINT "HOUSE HEATING EVALUATION PROGRAM"
110 PRINT "THE PURPOSE OF THIS PROGRAM IS TO
115 PRINT "COMPUTE THE RELATIVE EFFICIENCY OF"
120 PRINT "HEATING A HOME WITH ELECTRICITY, "
130 PRINT "NATURAL GAS, OR OIL. IT WILL BE"
140 PRINT "NECESSARY TO CONTACT YOUR LOCAL "
145 PRINT "DISTRIBUTORS OF THE ABOVE FUELS TO"
150 PRINT " MAKE A COST COMPARISON. THERE ARE "
160 PRINT "OTHER FACTORS TO CONSIDER WHEN "
165 PRINT "EVALUATING THE COST FOR HEATING "
170 PRINT "(I.E. THE AMOUNT OF INSULATION"
180 PRINT " YOU HAVE), BUT THE RATIOS BETWEEN "
190 PRINT "DIFFERENT FUELS SHOULD BE CONSISTENT."
192 PRINT "USE THE COST EFFICIENCIES THE PROGRAM"
194 PRINT "OUTPUTS ALONG WITH THE COST OF THE "
196 PRINT "HEATING SYSTEM TO DETERMINE WHICH YOU"
197 PRINT "SHOULD CHOOSE."
200 INPUT "ENTER ESTIMATED HEAT LOSS PER HOUR ";H
205 REM THIS MAY BE APPROXIMATED USING FORMULA IN BOOK WITH BUILDERS MANUALS
210 PRINT "IF YOU KNOW THE EFFICIENCY OF THE "
220 PRINT "OIL BURNING SYSTEM PLEASE ENTER THE ";
230 INPUT "VALUE, OTHERWISE ENTER '0' ";B
240 IF B = 0 THEN B = .8: GOTO 250
245 B = B * .01
250 INPUT "ENTER THE AVE. NO. OF MONTHS OF COLD SEASON PER YEAR ";C
260 C = C * 720
270 INPUT "AT WHAT TEMPERATURE WILL YOU SET THE THERMOSTAT";D
280 INPUT "WHAT IS THE AVERAGE WINTER TEMPERATURE";E
290 REM COMPUTE HEAT LOSS PER HOUR
300 X = ((D - E) / 70) * ((H * C) / (140000 * B))
310 PRINT "WHAT IS THE AVE. PRICE OF OIL IN YOUR AREA PER GALLON-"
320 INPUT "IF NOT KNOWN TYPE '0'";F
330 IF F = 0 THEN F = .5
340 PRINT "YOU WILL REQUIRE AN ESTIMATED ";X;" GALLONS OF OIL--COST=";X * F
350 INPUT "ENTER THE COST PER KILOWATT HR. IN YOUR AREA IN DOLLARS";G
360 PRINT "ELECTRICITY TO RUN THE OIL PUMP MAY COST UP TO ";206 * G;"DOLLARS"
370 PRINT "IF YOU KNOW THE EFFICIENCY OF THE NATURAL GAS HEATER PLEASE "
380 INPUT "ENTER, OTHERWISE ENTER '0' ";B
390 IF B = 0 THEN B = .8: GOTO 400
395 B = B * .01
400 Y = ((D - E) / 70) * ((H * C) / (100000 * B))
410 INPUT "WHAT IS THE COST PER THERM IN YOUR AREA ";I
420 PRINT "YOU WILL REQUIRE AN ESTIMATED ";Y
425 PRINT "THERMS TO HEAT/COST=$";I * Y
430 Z = ((D - E) / 70) * (H * C) / 3405
440 PRINT "AND AN ESTIMATED";Z;"KWH WILL BE REQUIRED TO HEAT WITH"
450 PRINT "ELECTRICITY--COST=$";Z * G
460 PRINT "SUMMARY:"
470 PRINT "MEDIUM","AMOUNT","COST"
480 PRINT "OIL",X,X * F
490 PRINT "NATURAL GAS",Y,I * Y
500 PRINT "ELECTRICITY",Z,Z * G
510 PRINT "REMEMBER THAT THESE VALUES ARE ONLY ESTIMATES"
520 PRINT "AND WILL DIFFER ACCORDING TO THE INSULATION, BUILDING"

```



```

530 PRINT "MATERIAL, FURNISHINGS, AND CLIMATE."
540 PRINT "THE VALUES GIVEN ARE MOST USEFUL IN DETERMINING THE"
550 PRINT "MOST INEXPENSIVE METHOD OF HEATING FOR YOUR HOME."
560 PRINT "THUS, THE PROCUREMENT COSTS FOR THE VARIOUS SYSTEMS"
570 PRINT "SHOULD BE ANALYZED ALONG WITH THE ABOVE COSTS TO"
580 PRINT "ARRIVE AT A FINAL FIGURE."
590 REM A COMPLETE PROGRAM COULD BE WRITTEN WITHOUT MUCH DIFFICULTY
600 REM TO CONSIDER THE ABOVE FACTORS...
610 END

```

Listing 4-5: The Air Conditioning Program

```

1 HOME
10 PRINT "AIR CONDITIONING REQUIREMENT CALCULATION"
20 PRINT "DETERMINES THE BTU RATING FOR AN AIR COND./HEATER FOR YOU HOME"
30 INPUT "ENTER THE ESTIMATED TOTAL SQUARE FEET OF EXTERIOR WALL AREA FOR YOUR HOUSE ";W
40 INPUT "ENTER THE ESTIMATED TOTAL GLASS AREA FOR YOUR HOUSE ";G
50 INPUT "ENTER THE ESTIMATED TOTAL AREA WITHIN THE ROOF CROSS-SECTION ";R
60 INPUT "ENTER THE NUMBER OF OCCUPANTS ";N
70 BTU = W * 5 + G * 35 + R * 12 + N * 100 + 2000
80 PRINT "THE ESTIMATED BTU NECESSARY TO AIR CON- DITION YOUR HOME=";BTU
90 PRINT
100 INPUT "PRESS ENTER TO END ";A$: END

```

Listing 4-6: The Electric Cost Analysis Program

```

10 HOME:REM ELECTRIC COST ANALYSIS
20 INPUT "ENTER COST PER K.W.H. IN $";C
30 PRINT "FOR NEXT APPLIANCE, SELECT 1)WATTS"
35 HTAB 28:INPUT "2)VOLTS + AMPS";X
40 ON X GOTO 50,70
50 INPUT "WATTS";W
60 GOTO 90
70 INPUT "VOLTS, AMPS";V,A
80 W=V*A
90 PRINT "ENTER APPROXIMATE NO. HOURS PER DAY THIS"
95 INPUT "APPLIANCE IS USED";H
100 KW=(H*360*W)/1000
110 PRINT "THIS APPLIANCE USES APPROXIMATELY ";KW:PRINT " KILOWATT HOURS"
120 PRINT "PER YEAR, AT AN ANNUAL COST OF $";KW*C
130 PRINT:GOTO 30

```

- Use the simple program in Listing 4-6 to track the yearly cost of operation for electrical appliances and determine where cuts in electric bills would best be made.
- You can use additional formulas available in building manuals to compute the savings of installing insulation or the area of a solar collector

necessary to heat a house of certain dimensions and construction.

TECHNICAL AND SCIENTIFIC CALCULATIONS

The computer can be used to perform calculations needed by those involved in many fields from navigation to chemistry.

Aviation

The private or business pilot will find the following calculations useful. Some are designed for portable programmable calculators so that programs may be used while in flight.

1. Flight plan with wind allowances: calculation of the heading, speed, fuel, ETA, and so on for a trip of multiple legs could be done.
2. Long-range flight plan: calculations could be done for great circle routes and could include distance, time, fuel, source.
3. Atmosphere, speed, temperature and altitude: from pressure altitude, a program could calculate the speed of sound, temperature, pressure and density relative to standard sea level.
4. Prediction of freezing level and lowest usable flight level.
5. Wind components and average vector: crosswind and tail or head wind components of a single wind vector could be calculated.
6. Dead reckoning of position.
7. Great circle flying navigation.
8. Course correction to fly correct path.
9. Rhumbline navigation.
10. Unit conversions: length, volume, weight, English and metric temperature conversions.

$$^{\circ}\text{F} = (9/5) (^{\circ}\text{C} + 32^{\circ})$$

$$^{\circ}\text{C} = (5/9) (^{\circ}\text{F} - 32^{\circ})$$

Several BASIC programs and additional information on aviation calculations may be found in *Computers for Sea and Sky* by Steven J. Rogowski, Creative Computing Press, Morristown, N.J. 07960.

Marine Navigation

Some of the following applications are designed for use with programmable calculators as well as pocket or lap computers so that they can be used aboard a small vessel.

1. Time-speed-distance with current sailing: a useful program could solve time-speed-distance equations and could consider the current in determining the proper course to steer and the speed through the water necessary to

reach a given destination in a specified length of time.

2. Distance short of, beyond, or to a horizon: a program could calculate the distance to the apparent horizon as well as the distance to and visibility of an object of known height.
3. Velocity, VMG, and current vectors: given two of the following, 1) drift and set of the current, 2) speed and course through the water, 3) speed and course made good, a program could calculate the unknown value.
4. Running fix from two objects: a program could calculate a fix of a vessel from bearings of two objects.
5. Planet location. A program could estimate the altitude and azimuth of the four navigational planets. The GMT (Greenwich mean time) of twilight could also be calculated or manually inputted.
6. Rhumbline and great circle navigation calculation.
7. Sight reduction calculation.
8. Length conversions. (for example, nautical miles to statute miles)
9. Vector addition.
10. Estimated time of arrival.
11. Conversion of compass points to degrees.
12. Area navigation by VOR (very-high-frequency omnirange)
13. Rhumbline navigation.
14. Dead reckoning of position.
15. Great circle computations.
16. Distance from VOR/OMNI.
17. Course correction.
18. Distance by two bearings.
19. Conversions between knots, miles, statute-miles, kilometers.
20. Speed computation given distance covered and time.

Many of the above navigation calculations are explained in *Computers for Sea and Sky*, by Steven J. Rogowski, Creative Computing Press, Morristown, N.J. 07960.

The program in Listing 4-7 computes the distance in nautical miles and bearing between two

Listing 4-7: The Great Circle Navigation Program

```
5 HOME
10 PRINT "GREAT CIRCLE NAVIGATION CALCULATIONS"
20 PRINT "ENTER SOUTHERN LATITUDES AND EASTERN LONGITUDES AS NEGATIVE NUMBERS"
30 INPUT "ENTER LATITUDE AND LONGITUDE OF STARTING POINT";U,W
40 INPUT "ENTER LATITUDE AND LONGITUDE OF ENDING POINT";Z,R
50 PRINT:M=1.745329E-02
60 A=SIN(U*M)*SIN(Z*M)+COS(U*M)*COS(Z*M)*COS((R-W)*M)
70 D=60*(-ATN(A/SQR(-A*A+1))+1.5708)*57.29579
80 C=(SIN(Z*M)-(SIN(U*M)*COS(D/60*M)))/(SIN(D/60*M)*COS(U*M))
90 H=(-ATN(C/SQR(-C*C+1))+1.5708)*57.29579
100 F=SIN(R-W)
110 IF F>=0 THEN H=360-H
120 PRINT "THE DISTANCE IS ";D;" NAUTICAL MILES AT A BEARING OF ";INT(H);" DEGREES."
```

points on earth. Enter starting and ending latitudes and longitudes as decimal degrees.

Medical Calculations

Doctors, nurses, technicians and other medical personnel may find the following calculations useful.

1. Conversions of weight, length, and volume to other units, or English to metric conversion.
2. Lung diffusion calculations.
3. Blood acid-base status determination.
4. Beer's law calculation.
5. Protein electrophoresis: given integration counts of a number of protein fractions, the percentage of each may be found.
6. Body surface area estimation.
7. Oxygen saturation and content. Oxygen content and saturation in the blood may be found given pO_2 , pCO_2 , pH, and body temperature.

Publications containing computer programs and applications of use to the health professional include

Computer in Biology and Medicine

Computers in Medicine

Medical Computer Journal 42 East High St.,
East Hampton, CT 06424

Physicians Microcomputer Report P.O. Box
6483, Lawrenceville, NJ 08648

Surveying Calculations

Those involved in surveying could utilize the following calculations.

1. Azimuth/bearing traverse: given reference coordinates, leg length, azimuth or bearing, and quadrant, the endpoint coordinates, departure, latitude, and total distance may be computed.
2. Slope reduction determinations.
3. Point of intersection calculation.

Chemistry

Chemists and chemistry students may find the following calculations useful.

1. Calculation of requirements to produce a given solution. The program in Listing 4-8 will do the calculations for you.

Listing 4-8: The Stock Solution Computation Program

```
5 HOME
10 PRINT "STOCK SOLUTION COMPUTATION"
20 PRINT "COMPUTES THE AMOUNT OF STOCK SOLUTION AND WATER NECESSARY TO"
30 PRINT "PRODUCE A GIVEN SOLUTION": PRINT
40 PRINT "ENTER THESE VALUES: CONCENTRATION OF WORKING SOLUTION, CONCENTRATION OF"
```

```

50 INPUT "STOCK SOLUTION, TOTAL AMOUNT OF SOLUTION. ";PW,PS,QT
60 OS = (PW * QT) / PS
70 W = QT - OS
80 PRINT "THE QUANTITY OF STOCK SOLUTION=";OS
90 PRINT "THE QUANTITY OF WATER TO ADD=";W
100 PRINT : PRINT
110 INPUT "PRESS ENTER TO END ";A$: END

```

2. Calculations of the following parameters, given adequate inputs: pH, molality, total atomic weights, gas density and pressure, electron energies, gravimetric factors, liquid pressure, degree of saturation, gram equivalent weight, normality, percent composition, mole fraction, mole percent, and ionic strength dilution factor.
3. Plotting/simulation of reaction rates, electron distribution, and so on.
1. Statistical analysis of data: useful statistical applications include curve fitting and plotting, Chi-square tests, analysis of variance and standard deviation, solutions to equations, and correlation coefficients.
2. Calculation of tables for a specific application: functions that are commonly referred to, yet do not have reference tables, could be calculated for a number of values, and the results displayed in table form for easy reference.

Physics

Those involved with physics will also find the computer's capacity for performing calculations useful. Potential uses include the following.

1. Plotting of potential energy functions, lab data, and so on.
2. Conversions of units.
3. Solutions to elementary equations: velocity, acceleration, momentum, work, power, etc.
4. Statistical analysis and data compilation.

An article discussing the use of personal computers to physicists appeared in *Physics Today*, December 1983, pp. 25-28. The author states "it is very likely that most calculations in physics will be performed by the home computer in the future," because of the benefit of independence from large computer organizations, bureaucracies, and economic constraints. He describes a Monte Carlo simulation that ran for about a week on his personal computer and estimated that the same job would have cost \$2000 if run on his university CPU.

General Purpose Experimental Applications

Scientists in many fields can use their home computers to perform the following types of calculations.

In addition to using computers for calculations, scientists can interface microcomputers to lab instrumentation and develop automatic data log and acquisition systems. They can also develop voice input interfaces that could accept data called out by a lab technician too busy to manually record data.

ENGINEERING APPLICATIONS

Professionals and hobbyists will have use for computer programs in the following engineering fields.

Electrical Engineering

Computers can help those who deal with electricity by performing calculations and analyses, and by facilitating design work.

Active high- and low-pass filter design. High- and low-pass filters may be designed for given center frequency, gain, and Q values for the resistors and capacitors in the infinite-gain multiple-feedback circuit. Listing 4-9 shows a program that performs these functions.

This program may be modified and extended for use in designing simple filters by the use of the schematics and formula in Fig. 4-2.

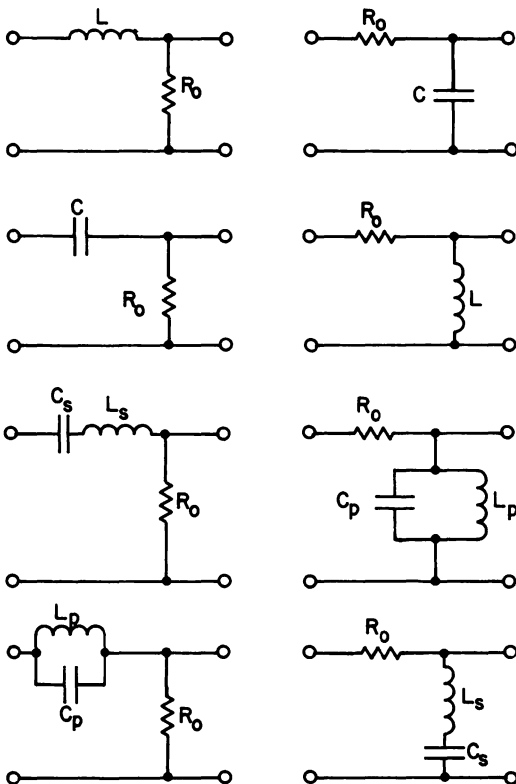
Active bandpass filter design. Second-order active bandpass filters may be designed using

Listing 4-9: The Low-Pass Filter Design Program

```

90 HOME
100 PRINT "LOW PASS FILTER DESIGN PROGRAM"
110 PRINT "SHUNT M-DERIVED FILTER"
120 INPUT "ENTER THE CUTOFF FREQUENCY ";F1
130 INPUT "ENTER THE FREQUENCY OF REMOTE CUTOFF ";F2
140 INPUT "ENTER THE TERMINATING RESISTANCE ";R
150 L = SQR (1 - (F1 * F1 / (F2 * F2))) * R / (3.14159 * F1)
160 C1 = (1 - (SQR (1 - (F1 * F1 / (F2 * F2))) - 2) / (4 * 3.14159 * SQR (1 - F1 * F1 / (F2 * F2))) * F1 * R)
170 C2 = SQR (1 - (F1 * F1 / (F2 * F2))) / (3.14159 * R * F2)
180 PRINT "THE VALUE FOR L=";L
190 PRINT "THE VALUE FOR C1=";C1
200 PRINT "THE VALUE FOR C2=";C2
210 INPUT "PRESS ENTER TO END ";A$
220 END
    
```

SIMPLE filters:



Normalized to design impedance R_0 ,
 ω_0 = cut-off angular frequency (low-pass or high pass)

ω_0 = centre frequency (band-pass or band stop)
 ω_2 = upper cut-off frequency (band-pass or band stop)
 ω_1 = lower cut-off frequency (band-pass or band stop)

$$\omega_0 = \sqrt{\omega_1 \omega_2}$$

$$n = \frac{\omega_2 - \omega_1}{\omega_0}$$

Definition:

x = normalized frequency parameter = $\frac{\omega}{\omega_0}$
 v = deviation parameter = x (low pass) = $-\frac{1}{x}$ (high pass)

$$v = \frac{x - \frac{1}{x}}{n} \text{ (band pass)} = \frac{n}{\frac{1}{x} - x} \text{ (band stop)}$$

Design:

Low-pass and high pass:

$$L = \frac{R_0}{\omega_0} \quad C = \frac{1}{\omega_0 R_0}$$

Band-pass and band stop:

$$\omega_0 \sqrt{L_p C_p} = \omega_0 \sqrt{L_s C_s} = 1$$

$$L_s = \frac{L}{n}, \quad C_s = nC \quad L_p = nL, \quad C_p = \frac{C}{n}$$

Performance:

A = attenuation (dB) = $-8.68589 \ln \sqrt{1+v^2}$
 ϕ = phase = $-\arctan v$

Fig. 4-2. Schematics and formulae for simple filters.

a multiple-feedback network. Both high-Q and low-Q circuits could be designed. Standard values may be selected for easy implementation.

Chebyshev and Butterworth filter design. Chebyshev and Butterworth low-pass filters may be designed for specified filter order, termination resistance, and corner frequency.

Resonant circuits. The impedance and resonant frequency could be calculated by a program for series or parallel resonant circuits whose component values are specified.

Attenuators. Component values for T and Pi impedance matching circuits may be found for specified input/output impedances and desired loss. Minimum-loss pad matching may be performed for given impedances.

T to Pi transformations. T(Pi) networks

may be transformed to Pi(T) networks having the same characteristics. A T network design program is shown in Listing 4-10.

Ladder network analysis. The input impedance for a ladder network could be calculated; the network may be composed of any combination of resistors, capacitors, and inductors.

Coil properties. The inductance or number of turns for a single or multilayer coil may be found given wire diameter and dimensions of the coil. The inductance of two parallel, round wires, one forming a return circuit is given by

$$L = .0041 [2.303 \log_{10} (2 D/d - D/1)]$$

where L = inductance (μH)

D = distance in cm. between centers of wires

Listing 4-10: The Network Design Program

```

10 HOME
100 PRINT "T-NETWORK DESIGN PROGRAM"
105 PRINT "PROVIDES A GRAPHIC REPRESENTATION OF THE CIRCUIT"
110 INPUT "ENTER THE RESISTANCE OF THE CIRCUIT WITH OUTPUT TERMINALS UNLOADED ";RI
120 INPUT "ENTER THE OUTPUT RESISTANCE WITH THE INPUT TERMINALS UNLOADED ";RO
130 INPUT "ENTER THE RESISTANCE WITH THE OUTPUT TERMINALS SHORTCIRCUITED ";RN
140 AQ = - 1
150 B = RO + 1
160 C = RO * RN - RI
170 Q1 = ( - B + SQR (B * B - 4 * AQ * C)) / (2 * AQ)
180 Q2 = ( - B - SQR (B * B - 4 * AQ * C)) / (2 * AQ)
190 IF Q1 > = 0 THEN R3 = Q1
195 R3 = Q2
200 R2 = RO - R3
210 RI = RI - R3
220 PRINT : PRINT : PRINT
230 PRINT "T-NETWORK CIRCUIT"
240 PRINT : PRINT "          R1          R2          "
250 PRINT "-----"
260 FOR X = 1 TO 3
270 PRINT "!          !          !          "
280 NEXT X
290 PRINT "R-IN-----R OUT"
300 PRINT "-----";R3;"OHM"
310 PRINT "-----"
320 FOR X = 1 TO 3
330 PRINT "!          !"
340 NEXT X: PRINT "-----"
350 PRINT : PRINT
360 INPUT "PRESS ENTER TO END ";A$: END

```

d = diameter of wire (cm)
 l = length of conductor (cm)

Power transformer design. Core weight may be calculated for a specified power requirement. For a specified core, area flux density, and frequency, the number of primary and secondary turns is found. A BASIC program to design power transformers may be found in *Electronic Design News*, October 27, 1983, p. 346.

Rectifier circuits. Full-wave or half-wave rectifier circuits may be evaluated for given component values, input voltage, and frequency. The dc output voltage and peak-to-peak ripple may also be calculated.

S and Y parameter transformations. A set of S(Y) parameters expressed as magnitudes and angles may be transformed to a set of Y(S) parameters.

Phase-locked loops. Natural frequency, damping factor, and loop noise bandwidth may be found for either passive or active phase-locked loops. Loop gain and component values for the circuits are required for input.

Transistor amplifier design. Collector current and sensitivity factors can be computed for transistor circuits for specified current gain, supply voltage, and resistor values.

Fourier series. Fourier coefficients may be computed for discrete values for a periodic function. Sine and cosine coefficients may be found and could be used to calculate new values of the function.

Reactive L-Network impedance matching. Networks that will match any two complex impedances may be determined.

Bilateral design, stability factor, maximum gain, and optimum matching. A program could compute the maximum gain available and the load and source reflection coefficients that yield the maximum gain.

Frequency conversion program. A BASIC program to interconvert velocity, period, wavelength, and frequency values could make use of these commonly-used formulas:

$$T = 1/f$$

$$\begin{aligned}\omega &= 2\pi f \\ \lambda &= v/f \\ f &= 1/T \\ f &= \omega/2\pi \\ f &= v/\lambda\end{aligned}$$

where T = period
 f = frequency
 ω = radian frequency
 λ = wavelength
 V = propagation velocity

Similarly, frequency and reactance conversions may be accomplished with these formulae:

$$X_c = \frac{1}{2\pi f C} = \frac{1}{\omega C}$$

$$X_L = 2\pi f L = \omega L$$

$$C = \frac{1}{2\pi f X_c} = \frac{1}{\omega X_c}$$

$$L = \frac{X_L}{2\pi f} = \frac{X_L}{\omega}$$

$$f = \frac{1}{2\pi C X_c}$$

$$f = \frac{X_L}{2\pi L}$$

555 timer circuit design. Given the frequency duty cycle and either the timing capacitor or resistor, a program could calculate the other timing component, charge time, discharge time, and period of the commonly used 555 stable multivibrator circuit.

Resonance calculations. Resonant frequency of inductance-capacitance circuit is given by:

$$f_r = \frac{L - R_L^2 C}{2\pi \sqrt{LC (L - R_L^2 C)}}$$

where $L = 1/(4\pi^2 f^2 C)$

$C = 1/(4\pi^2 f^2 L)$

R_L = series resistance of inductor

R_C = effective series resistance of capacitor

f_r = resonant frequency

Antenna-design. A given frequency could be inputted to a program that would calculate the antenna dimensions for a dipole, Yagi, or cubical quad antenna. The program in Listing 4-11 can be used to calculate the dimensions for a yagi antenna to receive television, radio, or amateur radio broadcasts; the antenna is designed for a specific fre-

quency. Such an antenna can often receive signals from distances not previously approached. If the mathematical specifications of the antenna design are unclear, refer to an electronic manual for a picture. Construction of the antenna is not difficult and should cost no more than twenty dollars.

Decibel conversion and voltage to dBm conversion. Voltage ratio in Decibels is given by

$$N_{dB} = 20 \log_{10} (E_{OUT}/E_{IN})$$

where E_{OUT} = output voltage
 E_{IN} = input voltage

Listing 4-11: The Yagi Antenna Design Program

```
5 HOME
10 PRINT "YAGI ANTENNA DESIGN PROGRAM"
20 PRINT "INPUT THE FREQUENCY FOR WHICH THE";
22 INPUT "ANTENNA IS TO BE DESIGNED IN MEGAHERTZ ";F
30 PRINT : PRINT
40 PRINT "FOR";F;"MEGAHERTZ THE LENGTHS OF THE ELEMENT ARE:"
50 PRINT "ELEMENT NUMBER","LENGTH IN INCHES"
51 A = 466.667 / F:D = A * .05 * A:B = 11.52 * A
53 W = 6 * A:X = 4.32 * A:E = 11.28 * A
55 Y = 4.8 * A:G = 3.6 * A:L = 4.8 * A
57 C = 11.4 * A:Z = 11.46 * A
59 R = 5 * W + X + G + Y + L + .333
60 PRINT "1",D
70 PRINT "2",B
80 PRINT "3",C
90 PRINT "4",E
100 PRINT "5",E
110 PRINT "6",A
120 PRINT "7",Z
130 PRINT "8",E
140 PRINT "9",E
150 PRINT "10",E
160 INPUT "PRESS 'ENTER' TO CONTINUE ";A$
165 PRINT : PRINT
170 PRINT "ELEMENT SPACING:"
180 PRINT "ELEMENT NUMBER:","SPACING IN INCHES:"
190 PRINT "1-2",L
200 PRINT "2-3",X
210 PRINT "3-4",W
220 PRINT "4-5",W
230 PRINT "5-6",W
240 PRINT "6-7",Y
250 PRINT "7-8",Y
260 PRINT "8-9",W
270 PRINT "9-10",W
280 PRINT "THE BOOM IS";C;"INCHES LONG (";C / 12;"FEET LONG)"
290 END
```


Such computations would be helpful to the serious audiophile. Also of interest to the audiophile would be a formula used to compute the inductance of a straight wound speaker wire:

$$L = .0021[2.303 \log_{10} (41/d) - .75]$$

where L = inductance (μ H)
d = diameter of wire (cm)
l = length of conductor (cm)

Evaluation routine for a program of Boolean function. AND, OR, NOT, and the other logic statements could be evaluated as a program; the circuit status at each step would be outputted.

Ohm's law calculation. A computer can be used to determine the unknown value.

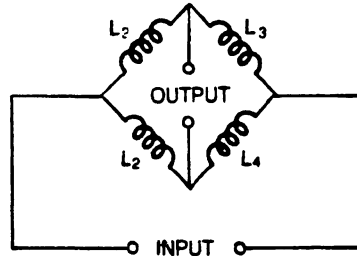
$$E = IR$$

where R = resistance (ohms)
E = voltage
I = current

Resistor or capacitor color codes. An ideal program for the novice in electronics would output

the value for a resistor or capacitor given the color from a component.

Inductance Bridge calculation. Given this design,



if any three values are known the fourth may be calculated:

$$\begin{aligned} L_1 &= L_2 L_3 / L_2 \\ L_2 &= L_1 L_4 / L_3 \\ L_3 &= L_1 L_4 / L_2 \\ L_4 &= L_2 L_3 / L_1 \end{aligned}$$

RL Equivalent Impedance Calculation.

The program in Listing 4-12 will calculate equivalent impedances.

Listing 4-12: The RL Equivalent Impedance Program

```

90 HOME
100 PRINT "RL EQUIVALENT IMPEDANCE"
110 PRINT "ANSWERS A QUESTION SUCH AS 'WHAT IS THE EQUIVALENT IMPEDANCE OF A"
120 PRINT "300 OHM RESISTOR AND A 30 MILLIHENRY INDUCTOR AT A FREQUENCY OF"
130 PRINT "2000 HERTZ?'"
140 INPUT "ENTER RESISTANCE IN OHMS ";R
150 INPUT "ENTER INDUCTANCE IN MILLIHENRIES ";IN
160 INPUT "ENTER FREQUENCY ";FR
170 E = (2 * 3.141582 * FR * IN * .001)
172 Q = (1 / ( SIN ( ATN ((2 * 3.141592 * FR * IN * .001) / R))))
174 EQ = E * Q
180 PRINT "THE EQUIVALENT IMPEDANCE=";EQ
190 END

```

Listing 4-13: The A/C Voltage Divider Program

```

90 HOME
100 PRINT "A/C VOLTAGE DIVIDER CALCULATIONS"
110 PRINT "DETERMINES THE MODULUS AND PHASE"

```

```

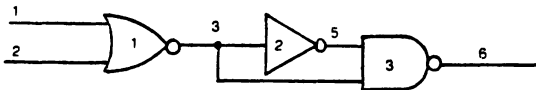
120 INPUT "ENTER THE ANGULAR FREQUENCY ";AQ
130 R1 = 1000000;R2 = 0:I1 = 0:I2 = 1 / (AQ * .000001)
140 R = (R2 * (R1 + R2) + I2 * (I1 + I2) / (R1 + R2) * (R1 + R2) + (I1 + I2) * (I1 + I2))
150 I = ( - R2 * (I1 + I2) + (R1 + R1) * I2) / ((R1 + R1) * (R1 + R1) + (I1 + I2) * (I1 + I2))
160 C = SQR (R * R + I * I)
170 D = 180 * ATN (I / R) / 3.14159
180 PRINT "ANGULAR FREQUENCY",AQ
185 PRINT "MODULUS",C
190 PRINT "PHASE",D
200 PRINT
210 INPUT "CALCULATE ANOTHER (Y/N)";A$: IF A$ < > "Y" THEN END
220 GOTO 120

```

A/C voltage divider calculation. The program in Listing 4-13 will calculate the modules and phase of the angular frequencies you enter.

Logic circuit analysis. The purpose of the program in Listing 4-14 is to simulate the operation of a simple logic circuit. The circuitry (gates and connecting lines or *nodes*) is described to the computer along with the input states to the circuit (on and off are represented as 1 and 0 respectively). Next, the program determines what the resultant states of nodes will be throughout the circuit following all logic "decisions." Essentially, this program allows you to design and test a logic circuit without breadboarding it.

The program recognizes the following gates: AND, OR, INV, NAND, exclusive OR (abbreviated XOR), and exclusive NOR (abbreviated XNOR); up to 64 gates and 255 nodes may be used in one circuit. To begin, the program will allow you to input a circuit; answer 1 for a new circuit to the first question. Next, the program will request a *label* for the first gate, which may be any gate in the circuit. This label is simply a distinguishing number (any number) you want for the gate. Now, input the gate type AND, OR, etc.), and then input the identifying nodes connected to the gate (first the output node and then the input nodes). For example, to describe the illustrated circuit, the following sequence could be used:



SELECT: 1) NEW CIRCUIT 2) OLD CIRCUIT ?1

ENTER THE LABEL?1
ENTER THE GATE? NOR
ENTER THE NODE?3
ENTER THE NODE?1
ENTER THE NODE?2
ENTER THE NODE?0

(0 is used here to mean go to next gate)

ENTER THE LABEL?2
ENTER THE GATE?INV
ENTER THE NODE?5
ENTER THE NODE?5
ENTER THE NODE?3
ENTER THE NODE?0

ENTER THE LABEL?3
ENTER THE GATE?NAND
ENTER THE NODE?6
ENTER THE NODE?5
ENTER THE NODE?3
ENTER THE NODE?0

Remember to enter the output node for each gate first, followed by the input nodes.

After describing the circuit, the logic states of various nodes will be described. Simply type the number of the node and its initial state (1 or 0). Usually, only the input nodes are described.

Finally, the program analyzes the operation of the circuit, outputting the state of each node after

Listing 4-14: The Logic Circuit Analysis Program

```
1 HOME
10 PRINT "LOGIC CIRCUIT ANALYSIS PROGRAM"
30 DIM F(3000)
40 FOR X = 1 TO 8
50 READ X(X)
60 NEXT X: READ A1,A2
65 A(9) = 25
70 B$ = "AND OR INV NANDNOR XOR XNOR"
80 PRINT
90 PRINT "SELECT: 1)ENTER A CIRCUIT"
100 PRINT "      2)ENTER SPECIFIED STATES FOR NODES"
110 PRINT "      3)ANALYZE CIRCUIT OPERATION"
120 PRINT "      4)OUTPUT THE STATES OF NODES"
130 PRINT "      5)OUTPUT THE CIRCUIT"
135 INPUT "      6)END PROGRAM";A3
140 ON A3 GOTO 150,350,500,1300,1500,1720
150 INPUT "SELECT: 1)NEW CIRCUIT, 2)OLD CIRCUIT ";X
155 IF X = 2 THEN 190
160 FOR A4 = 8 TO 511
170 F(A2 + A4) = 0
180 NEXT A4
190 PRINT
200 INPUT "ENTER THE LABEL ";A5:A5 = 8 * A5
205 IF A5 < = 0 THEN 80
210 FOR A4 = 0 TO 7
220 F(A5 + A4 + A2) = 0
230 NEXT A4:A6 = 0
240 INPUT "ENTER THE GATE ";W$
250 IF W$ = "REDO" THEN 190
260 IF W$ = "AND" THEN A6 = 1
261 IF W$ = "OR" THEN A6 = 2
262 IF W$ = "INV" THEN A6 = 3
263 IF W$ = "NAND" THEN A6 = 4
264 IF W$ = "NOR" THEN A6 = 5
265 IF W$ = "XOR" THEN A6 = 6
266 IF W$ = "XNOR" THEN A6 = 7
270 IF A6 = 0 THEN 240
300 F(A2 + A5) = A6:A5 = A5 + 1
310 INPUT "ENTER THE NODE ";A6
320 IF A6 < > 0 THEN 300
330 GOTO 200
350 INPUT "SELECT: 1)REDO OR BEGIN 2)CONTINUE ";X
360 IF X = 2 THEN 400
370 PRINT : FOR A4 = 1 TO 255
380 F(A1 + A4) = 255
390 NEXT A4
400 INPUT "ENTER THE NODE ";A6
405 IF A6 < = 0 THEN 80
410 INPUT "ENTER THE STATE ";A7
420 F(A1 + A6) = A7
430 GOTO 400
500 A8 = 0
520 A8 = A8 + 1: PRINT "NO. ";A8
525 A9 = 0
530 FOR A4 = 1 TO 63
```

```

540 A6 = F(A4 * 8 + A2)
545 IF A6 = 0 THEN 950
550 ON A6 GOTO 600,650,700,750,800,850,900
600 B = 0: GOSUB 1180
610 GOTO 920
650 B = 1: GOSUB 1180
660 GOTO 920
700 B1 = F(A1 + F(A2 + 2 + 8 * A4))
710 GOSUB 980
720 GOTO 920
750 B = 0: GOSUB 1180
760 GOSUB 980
770 GOTO 920
800 B = 1: GOSUB 1180
810 GOSUB 980
820 GOTO 920
850 GOSUB 1110
860 GOTO 920
900 GOSUB 1110
910 GOSUB 980
920 IF B1 = F(A1 + F(8 * A4 + 1 + A2)) THEN 950
930 A9 = 1
940 F(A1 + F(A2 + 8 * A4 + 1)) = B1
950 NEXT A4
960 IF A9 = 1 THEN 520
970 GOTO 80
980 IF B1 > 1 THEN 1000
990 B1 = 1 - B1: RETURN
1000 B1 = 257 - B1: RETURN
1110 B2 = F(A1 + F(8 * A4 + 2 + A2))
1120 B3 = F(A1 + F(8 * A4 + 3 + A2))
1130 IF B2 < > 0 AND B < > 0 THEN 1140
1135 IF B2 = 0 OR B = 0 THEN B1 = B2 + B3: RETURN
1140 IF B2 - 1 < > 0 AND B3 - 1 < > 0 THEN 1150
1142 IF B2 - 1 = 0 OR B3 - 1 = 0 THEN B1 = B3 * B2: GOSUB 980
1145 RETURN
1150 B1 = 1
1160 IF B3 = B2 THEN B1 = 0
1170 RETURN
1180 B1 = 1 - B
1190 FOR B4 = 2 TO 7
1200 B2 = F(8 * A4 + B4 + A2)
1210 IF B2 = 0 THEN 1260
1220 B5 = F(B2 + A1)
1230 IF B5 < > B THEN 1240
1235 IF B5 = B THEN B1 = B: RETURN
1240 IF B1 + B5 < > 257 THEN 1250
1245 IF B1 + B5 = 257 THEN B1 = B: RETURN
1250 IF B5 = 1 - B THEN 1260
1255 IF B5 < > 1 - B THEN B1 = B5
1260 NEXT B4
1270 RETURN
1300 A9 = 1
1310 FOR A4 = 1 TO 255
1320 IF F(A4 + A1) > 1 THEN 1400
1330 PRINT A4;"": " ";F(A4 + A1)
1400 NEXT A4
1410 PRINT

```

```

1420 GOTO 90
1500 FOR A4 = 1 TO 63
1510 A6 = F(8 * A4 + A2)
1520 IF A6 = 0 THEN 1700
1530 PRINT A4;: HTAB (4)
1540 A9 = 10: PRINT MID$(B$,A6 * 4 - 3,4);
1550 FOR B4 = 1 TO 7
1560 A6 = F(8 * A4 + A2 + B4)
1570 IF A6 = 0 THEN 1610
1580 HTAB (A9): PRINT A6;
1590 A9 = 4 + A9
1600 NEXT B4
1610 PRINT
1700 NEXT A4
1710 GOTO 90
1720 END
2000 DATA 1,4,6,9,13,16,19,23
2001 DATA 768,1025

```

the circuit has been completed. The circuit is analyzed according to standard logic tables. In this manner, the professional or hobbyist can test circuit operation without breadboarding.

Additional applications for electrical engineers. The following list includes a number of other areas in which the microcomputer can make the lives of those who work with electricity easier.

- Transistor configuration conversion
- Resistive attenuator design
- Smith chart conversions
- Phase shift oscillator design
- Dc bias analysis
- Waveform limits determination
- Plotting of waveforms
- Plate resistance/transconductance calculations
- Gauss calculations
- Reactance chart calculations
- Design of controlled rectifier circuits
- Integrated circuit current-source design
- Solution of resistive networks
- Rf amplifier analysis
- Bipolar junction transistor analysis
- Complex matrix calculations as used in electrical engineering
- Wheatstone bridge design

Civil Engineering

Civil engineers will find small computers useful for performing the following functions.

- Moment of inertia calculation
- Vector statics
- Section properties
- Stress on an element or beam
- Static equilibrium about a point

Chemical Engineering

Chemical engineers can use small computers, for the following:

- Ideal gas equation of state
- Conservation of energy calculations
- Heat exchanger analysis
- Curve fitting
- Hydrocarbon combustion calculations

Machine Design

Machine designers can use computers to do the following:

- Constant acceleration calculations, relation to time and velocity.
- Kinetic energy determination
- Critical shaft speed calculation
- Cam design functions
- Gear and spring calculations/design
- RPM/torque/power computation
- Tachometer/dwell meter calculation: your oscilloscope can be converted into a tachometer and dwell meter in conjunction with your computer. The following information must be input to the computer to determine engine RPM and dwell angle:


- a. Number of cylinders in the engine
- b. Interval in milliseconds for open ignition points
- c. Interval in milliseconds for closed ignition points

Factors a and b are determined using the oscillo-

scope. (RPM may also be calculated using the factors of tire diameter, gear ratio, and vehicle speed.)

$$\text{ignition pulse frequency} = \frac{\text{RPM} \times \text{No. Cylinders}}{120}$$

Chapter 5



Educational Applications

One of the most important uses for a personal computer is certainly education. The acronym *CAI*, which stands for Computer Assisted Instruction, is often used. Not only can the computer serve as a drill and practice machine for teaching subjects ranging from the alphabet to Schrodinger wave equations, but it can teach the fundamentals of computer programming and prepare the learner for a career and for the computerized future.

Needless to say, we all have memories of learning addition and subtraction, repeating spelling words until we spelled them correctly, and memorizing dates of important historical events. Most of us considered this to be one of the boring essentials of elementary education, and our attention span was accordingly short.

With the addition of the computer to education, this is no longer the case. Although the subject matter has not changed, the method of drill and practice has become much more entertaining with the computer. Countless studies have shown that computerized education makes learning more interesting and is more effective. The task of learning

school subjects has become colorful, individualized, and in some cases exciting. The students have instant feedback from the computer so that they know whether their answers are right or wrong and can build from that point; this kind of immediate feedback has been shown to be an effective learning tool.

Computer programs designed for drill and practice are usually capable of providing questions at various levels of difficulty. With simple multiplication, for example, problems with single digit, double digit, or even triple digit (or more) multiplication can be provided. In this way, the student learns his basic multiplication tables before tackling 472×952 . The computer can either randomly generate these problems or choose them from a large collection stored in memory. As the student masters a certain number of problems at the beginning level, he can advance at his own pace to succeeding levels. If he encounters difficulty at a particular level, the computer provides more of the same kinds of problems or offers help. The computer can even be programmed to remember what

level a student has achieved and can begin from that point the next time he uses the program.

Each time the student answers a question, the computer informs him whether the answer is right or wrong. If the answer is correct, the student can be awarded with a picture of a smiling face, a colorful, animated display, or an encouraging message. If the student responds incorrectly, the computer offers a gentle correction, which may be humorous to keep the learning experience enjoyable rather than painful.

Computer drill and practice systems have been applied to every educational area from preschool to college level. Some programs make use of computer graphics for those situations in which "a picture is worth a thousand words." Newer systems make use of random-access video disc players in which short video segments can be selected by the computer.

Certainly one of the best ways to learn about computer operation and programming is to purchase a personal computer. Not only can a child learn how to program computers to do simple (or even complex!) tasks, but he can also learn how to think logically and how to draw conclusions based on fact and analysis rather than on guesswork or emotions. To be able to define and analyze a problem, and develop a set of computer instructions to solve it is a considerable accomplishment and is certainly applicable in many areas other than computer programming. Children and adults also need to become familiar with computer operation, capabilities, and programming in preparation for our increasingly computerized world.

Caveat emptor. Software publishers have discovered that there's no surer way to a parent's pocketbook than to sell the notion that using a personal computer will improve a child's mind. If you intend to purchase a "professionally" prepared program, ask for a demonstration before spending that \$30. Beware of flimflam floppies, snakeoil, and superhype. You may want to consult *Software Reports*, which evaluates 382 educational programs in 20 subject areas in terms of content, ease of use, entertainment, and other criteria. It's available from many computer stores and by mail from Allen-

bach Industries, 2101 Las Palmas Dr., Carlsbad, CA 92008. Additionally, many of the popular home computing magazines carry regular reviews of educational software.

APPLICATION IDEAS

The educational uses for personal computers are unlimited; a few of the possible ways of using the computer to instruct yourself, your children, or your friends include the following. You may wish to incorporate these ideas in programs that you can sell to others.

- Create a program describing how to program computers in BASIC or another language such as assembly language or FORTRAN, etc. with step-by-step examples.
- Create a story building program for youngsters in which the computer randomly selects individual story parts and combines them to produce a different story each time. Questions could be asked to test reading comprehension, grammar, and writing skills. For example, the program could produce a personalized story for a child using his or her name. Occasionally, questions such as this should be displayed:

Johnny, should I write the next sentence as

1. "Johnny and I went to the park."

or

2. "I and Johnny went to the park."

If the child answers correctly, the computer reply could be "O.K., that's correct," and a wrong answer could be explained—"No that's wrong. The person who is talking should place the "I" last, after the names of other people."

- Create an I.Q. builder program to familiarize people with the types of questions and problem solving methods used on tests such as the Scholastic Aptitude test, Civil Service tests, and the American College Assessment test. Research has shown that familiarization with the tests can improve performance considerably. Sample questions are readily available in test-preparation books.

- Create a future-potential evaluation program designed to quiz high school or college students about their talents, interests, and abilities. The program could direct them toward promising occupational careers based upon this information.
- Computerize psychological questionnaires, which are often found in popular magazines and books for recreational and education use. Tests particularly suited for computerization are those requiring tedious calculation to analyze. For instance, this quiz is designed to test your “happiness quotient” and could be easily computerized:

Answer each question as true or false.

1. My work is usually fulfilling or interesting.
2. I have a good ability to relax.
3. I can enjoy happiness in little things easily.
4. I seldom envy other people.
5. My moods have great fluctuation.
6. I have a great desire to change either my location, family situation, or job.
7. I usually sleep well and don't feel tired in the morning.
8. I periodically “blow my top” without knowing the real reason.
9. I am usually a pessimistic person.
10. I cannot have happiness without others being around me.

Scoring:

Start with zero, add one point for each true answer to questions 1, 2, 3, 4, 7 and add one point for each false answer to questions 5, 6, 8, 9, 10. Multiply the total by 10 to determine percentage happiness (average score is approximately 50).

An ambitious programmer could program the computer to print out an analysis of the subject based on his answers. Such a program would make use of stock phrases to be used for many possible combinations of answers and could read like this:

If you don't derive much pleasure from little things or if you regularly lose your temper (3 and 8), you should give some attention to your at-

titudes. Is your social situation the cause of the trouble (6) or is it your job situation (1)? Often, the simple recognition of this difficulty will serve to clear up the situation. The person who is truly happy can find happiness while alone (10) and isn't envious (4). The moody person (5 and 9) can often benefit from the advice of a counselor.

- Create a spelling program that would allow you to input and store words. Words would be randomly selected and flash on the screen from .1 to 10 seconds. The player must then type in the word from memory.

COMPUTER ASSISTED INSTRUCTION

Computer assisted instruction (CAI) refers to the use of a computer as a teaching device. Graphics, text, or questions can be presented on the screen. The simple program presented is designed to ask a question of any subject, wait for a response in Listing 5-1, determine whether or not the answer was correct, and keep track of progress. Two incorrect answers are allowed before the correct answer is given; change line 100 if this is not desired.

Sample data for a quiz about computers could be as follows:

```

300 DATA IS YOUR COMPUTER CON-
    SIDERED A MICROCOMPUTER OR A
    MINICOMPUTER, MICROCOMPUTER
310 DATA WHAT DOES CPU STAND FOR,
    CENTRAL PROCESSING UNIT

```

The question comes first in the DATA statements and is immediately followed by a comma and the answer.

COMPUTER TUTOR

You can use your computer to assist you in the memorization of lists, vocabulary words, and other types of abstract information. For instance, the computer could quiz you in flashcard fashion from a list of vocabulary words, displaying each randomly-selected word individually. Once you

Listing 5-1: General CAI Program

```
1 HOME : PRINT "GENERAL COMPUTER-ASSISTED"
2 PRINT "INSTRUCTION PROGRAM--QUESTIONS AND"
3 PRINT "ANSWERS ARE CONTAINED IN THE DATA"
5 PRINT "STATEMENTS. TO STOP AT ANY POINT TYPE"
6 PRINT "'STOP' AS AN ANSWER"
7 CLEAR
8 Y = 0:Z = 0:N = 3: REM N=THE NUMBER OF QUESTIONS IN THE DATA STATEMENTS
10 INPUT "PRESS ENTER TO BEGIN ";A$: HOME
15 FOR A = 0 TO N - 1:Y = 1
20 READ A$,B$
30 PRINT A$
40 INPUT C$: IF C$ = "STOP" THEN 150
50 IF C$ = B$ THEN 140
55 GOTO 100
60 GOTO 150
100 IF Y = 2 THEN 130
110 PRINT "INCORRECT ANSWER...PLEASE TRY AGAIN":Y = Y + 1
120 GOTO 40
130 PRINT "THE ANSWER WAS:": PRINT B$:Z = Z + 1
140 NEXT A
150 PRINT "YOU ANSWERED ";A - Z;" OR "; INT ((A - Z) / N * 100);"% QUESTIONS CORRECTLY"
160 PRINT "AND ";Z;" QUESTIONS WERE ANSWERED"
170 PRINT "INCORRECTLY "
180 INPUT "TRY AGAIN? ";A$
190 IF A$ = "YES" THEN 7
210 DATA HOW MANY BYTES IN A KILOBYTE,1024
300 DATA IS YOUR COMPUTER CONSIDERED A MICROCOMPUTER OR MINI COMPUTER, MICROCOMPUTER
310 DATA DATA WHAT DOES CPU STAND FOR, CENTRAL PROCESSING UNIT
999 END
```

have glanced at a word, and attempted to recite the definition to yourself (or to the computer), press the enter or return key. The definition could be automatically displayed afterwards at this point. If you did not know the correct definition, you could type "w" (wrong) to indicate this mistake, and the word and definition could be stored for review. If you were right, you would simply press the enter or return key and the next word would be displayed. Additionally, the number and percentage of correct answers could be maintained.

The high school or college student should find computerized quizzes helpful in memorizing such information as

1. Historical names, dates, and places—presidents, authors, inventors . . .
2. Parts and functions of the anatomy
3. Mathematical or chemical formulae

4. Verses in literature
5. Spellings or definitions of difficult words
6. Trigonometric identities
7. Geography—states, capitals, countries
8. Technical and scientific terminology
9. Anglo/metric unit conversions

EDUCATIONAL SIMULATIONS

Because of the ability of the computer to perform calculations rapidly, they are well-suited to be used for educational and mathematical simulations. Simulations for educating young people include the following:

The Manhattan Indian Problem. This simulation teaches the principle of compounded interest. As the story goes, the new world settlers paid the Indians \$24 for the entire island of Manhattan in 1626. Today, this property is worth mill-

ions of dollars. But, what would have happened if the settlers had deposited the \$24 in a savings account at 6% interest compounded daily? How much would that account be worth today? A computer generated chart listing the value of the account after each decade would serve to illustrate the geometrical growth rate involved and the surprising answer to the Manhattan Indian Problem. Use the formula $A_1 = A(1+r)^n$ where A_1 = value acquired (capital + interest), A = original investment, v = interest rate, and n = number of years.

The growth of an amoeba colony. This simulation simulates the growth of a colony of amoebas (one-celled organisms) in a jar with a limited food supply. The reproduction rate will cause the colony population to double per unit time. The formula for geometric progressions is

$$S = a \times \frac{q^n - 1}{q - 1}$$

where S = sum, a = the first term (in this case = 1), q = the ratio for successive values (in this case = 2 because the colony doubles with each generation). However, pollution and limited food supply will

decrease colony size at an increasing rate. Otherwise, within one month's time, a single bacterium (about one tenth of a millimeter in diameter) dividing at a rate of five times a day would produce a volume of organisms equal to *one million times the volume of the sun*, provided food and space were available! A numerical listing or plot of the population versus time could be generated by the computer. Will the colony reach equilibrium (a stable state)? Along parallel lines, simulations of a large scale (for example, ecological balance in a forest) could be undertaken.

The laws of physics. The demonstration of some laws of physics could take the form of a graphical illustrations of planetary orbits, acceleration due to gravity, motion of a pendulum, and so on.

A popular physics demonstration program called "The Lunar Landing Simulation" is presented in Listing 5-2. In this simulation, the learner must control the flight of an Apollo moon lander under the influence of gravity. Limits on oxygen, food, and fuel supply must be contended with also. Similar programs have been written to graphically simulate the piloting of an airplane.

Listing 5-2: Lunar Landing Simulation

```

10 HOME
20 PRINT "LUNAR LANDING SIMULATION"
30 PRINT "-----"
40 PRINT
50 PRINT "DO YOU WANT INSTRUCTIONS (YES OR NO)"
60 INPUT A$
70 IF A$ = "NO" THEN 310
80 PRINT
90 PRINT "YOU ARE LANDING ON THE MOON AND HAVE"
95 PRINT "TAKEN OVER MANUAL CONTROL 500 FEET"
100 PRINT "ABOVE A GOOD LANDING SPOT. YOU HAVE A"
110 PRINT "DOWNWARD VELOCITY OF 50 FT/SECOND"
120 PRINT "AND 120 UNITS OF FUEL REMAIN."
130 PRINT : FOR X = 1 TO 5000: NEXT
140 PRINT "HERE ARE THE RULES THAT GOVERN YOUR"
145 PRINT "SPACE VEHICLE:"
150 PRINT "(1) AFTER EACH SECOND, THE HEIGHT,"
155 PRINT "    VELOCITY AND REMAINING FUEL WILL"
160 PRINT "    BE REPORTED:"
170 PRINT "(2) AFTER THE REPORT, A QUESTION MARK"
175 PRINT "    WILL APPEAR ON THE SCREEN. ENTER THE"
180 PRINT "    NUMBER OF UNITS OF FUEL YOU WISH TO"

```

```

185 PRINT "    BURN DURING THE NEXT SECOND. EACH"
190 PRINT "    UNIT OF FUEL WILL SLOW YOUR DESCENT"
200 PRINT "    BY 1 FT/SEC."
210 PRINT "(3) THE MAXIMUM THRUST OF YOUR ENGINE IS"
215 PRINT "    30 FT/SEC/SEC OR 30 UNITS OF FUEL"
220 PRINT "    PER SECOND."
230 PRINT "(4) WHEN YOU CONTACT THE LUNAR SURFACE,"
235 PRINT "    YOUR DESCENT ENGINE WILL AUTOMATIC-"
240 PRINT "    ALLY CUT OFF AND YOU WILL BE GIVEN A"
250 PRINT "    REPORT OF YOUR LANDING SPEED AND"
260 PRINT "    REMAINING FUEL."
265 PRINT : INPUT "PRESS RETURN TO CONTINUE";A$
270 PRINT "(5) IF YOU RUN OUT OF FUEL, THE '?' WILL"
275 PRINT "    NO LONGER APPEAR, BUT YOUR SECOND BY"
280 PRINT "    SECOND REPORT WILL CONTINUE UNTIL"
290 PRINT "    YOU CONTACT THE LUNAR SURFACE."
300 PRINT
310 PRINT "BEGIN LANDING PROCEDURE....."
320 PRINT "G O O D L U C K "
330 FOR X = 1 TO 2000: NEXT : HOME
339 HOME
340 PRINT "SEC: FEET: SPEED: FUEL:    DISTANCE:"
350 PRINT
360 T = 0
370 H = 500
380 V = 50
390 F = 120
400 IF B = 0 THEN 430
410 PRINT T;: HTAB (5): PRINT INT (H);: HTAB (12): PRINT INT (V);: HTAB (17)
411 PRINT INT (F);: HTAB (22): PRINT "I";: HTAB (H / 37 + 23): PRINT "***"
420 GOTO 440
430 PRINT T;: HTAB (5): PRINT INT (H);: HTAB (12): PRINT INT (V);: HTAB (17)
431 PRINT INT (F);: HTAB (22): PRINT "I";: HTAB (H / 37 + 24): PRINT "***"
440 INPUT B
450 IF B < 0 THEN 600
460 IF B > 30 THEN 600
470 IF B > F THEN 490
480 GOTO 500
490 B = F
500 V1 = V - B + 5
510 F = F - B
520 H = H - .5 * (V + V1)
530 IF H < = 0 THEN 620
540 T = T + 1
550 V = V1
560 IF F > 0 THEN 400
570 IF B = 0 THEN 590
580 PRINT "*** OUT OF FUEL ***"
590 PRINT T;: HTAB (5): PRINT INT (H);: HTAB (12): PRINT INT (V);: HTAB (17)
591 PRINT INT (F);: HTAB (22): PRINT "I";: HTAB (H / 37 + 23): PRINT "***"
600 B = 0
610 GOTO 500
620 PRINT "*** CONTACT ***"
630 H = H + .5 * (V + V1)
640 IF B = 5 THEN 670
650 D = ( - V + SQR (V * V + H * (10 - 2 * B))) / (5 - B)
660 GOTO 680
670 D = H / V

```

```

680 V1 = V + (5 - B) * D
690 PRINT "TOUCHDOWN AT";T + D;"SECONDS."
700 PRINT "LANDING VELOCITY=";V1;"FT/SEC."
710 PRINT F;"UNITS OF FUEL REMAINING."
720 IF V1 > < 0 THEN 750
730 PRINT "CONGRATULATIONS A PERFECT LANDING"
740 PRINT "YOUR LICENSE WILL BE RENEWED...LATER"
750 IF ABS (V1) < 5 THEN 780
760 PRINT "*** SORRY, BUT YOU BLEW IT ***"
770 PRINT "APPROPRIATE CONDOLENCES WILL BE SENT      TO YOUR NEXT OF KIN."
780 PRINT "ANOTHER MISSION?"
790 INPUT A$
800 IF A$ = "YES" THEN 310
810 PRINT
820 PRINT "CONTROL OUT."
830 PRINT
840 END

```

Large Scale Simulations

Simulations on a large scale that require extensive preparation have also been accomplished on personal computer. These include the following.

The acoustics of a room. The acoustics of a room could be mathematically simulated if such parameters as the dampening effects of the walls, the shape of the room and its contents, the location of the sound source were provided; this could be useful to the architect or stereo-listening perfectionist. For example, in designing a small stereo listening room or studio, concentrations of standing waves cause unequal resonances in different spots within the room. To reduce the nonuniformity of standing waves at lower frequencies, room proportions must be carefully controlled to insure optimum diffusion of sound. Standing waves in a rectangular room are governed by a simple equation that could be modeled on your personal computer:

$$f(n_l, n_w, n_h) = (c/2) [(n_l/l)^2 + (n_w/w)^2 + (n_h/h)^2]^{1/2}$$

where c =velocity of sound, and l =length, w =width, h =height of the room; the n 's are the mode numbers; the lowest mode number ($n=1$) represents the lowest frequency resonance appearing, governed by the dimension, and higher n 's represent higher frequency resonances. To calculate the frequency of a standing wave along one axis of the room, you set the n values for the other two axes equal to zero. For example, if $n_l=1$ and the

others equal zero, the formula will give the lowest frequency standing wave along the length of the room. When two terms are non-zero, the standing waves are tangential. To obtain uniformity, the tangential waves are most desirable, the oblique waves are next, and the axial waves are least desirable. Thus, by using this equation, you can adjust room dimensions to provide the most even spacing of axial standing waves together with a preference for tangential waves, thereby allowing the greatest uniformity in frequency.

A simulation of world dynamics. This simulation, which is similar to Jay Forrester's Limits to Growth computer simulation, could be accomplished on a small scale. World dynamics involves the interaction of population, pollution, resources, and so on to predict future outcomes.

A simulation of astronomical and physical theories. This kind of simulation could possibly be accomplished with a personal computer system. Of course, the memory requirements would be very large, and simulation time could be hundreds of hours. See the article "Doing Physics with Microcomputers" in *Physics Today*, December 1983, pp. 25-28. The author describes a Monte Carlo simulation of the three dimensional Ising model for study of phase transitions.

A simulation of automotive fuel economy. This simulation could include such factors as fuel injection, fuel additives, pollution monitors, etc.

A simulation that stages your own World Series or Super Bowl. You could use statistical techniques to simulate a game or series of games using stars whose performances are based on their career averages.

ADDITIONAL CAI IDEAS

Examples of teaching programs for a variety of levels are listed below.

Elementary math flashcards. Programs designed to increase speed and efficiency in basic mathematics (for example, addition and multiplication) in which a time limit would be set for answering a question.

World problems. A program designed to output "random" word problems in mathematics for practice.

Rhymes and riddles. In this learning game, young children could try to unscramble words to form a line from a nursery rhyme or an answer to a riddle.

Fractions. A drill program in recognizing common denominators and adding and multiplying fractions.

Spell. A program that teaches the student to recognize commonly misspelled words.

Roots. A guessing/learning game in which the student must guess the square or cube root of a random number.

Kinema. A program in physics that helps the student learn to calculate the path of a projectile.

Gasvol. A plotting/calculating program that draws pressure/volume diagrams of a gas (chemistry and physics use).

Logic reasoning. This program tests the student on conditional statements, hypotheses, conclusions, deductions, fallacies, and definitions.

Balance. A drill program on balancing chemical equations.

Metric. An exercise in converting between the English and metric systems of units.

Bases. A demonstration program in teaching how to do conversions from one numerical base system to another.

Multiplication drill. The program in Listing 5-3 randomly generates single digit multiplication problems for practice in memorizing the multiplication tables. It has a variety of randomly selected responses to right and wrong answers and also keeps score. Problems that are answered incorrectly are stored and asked again at the end of the quiz.

Listing 5-3: The Multiplication Drill Program

```
5 HOME
40 REM MULTIPLICATION DRILL PROGRAM
50 INPUT "MULTIPLICATION DRILL--WOULD YOU LIKE INSTRUCTIONS";Z$
60 IF Z$ = "NO" THEN 110
70 PRINT "I'M GOING TO SEE HOW WELL YOU CAN"
75 PRINT "MULTIPLY. WHEN I SHOW YOU"
80 PRINT "A PROBLEM, TYPE IN THE ANSWER AND "
85 PRINT "THEN PRESS THE 'ENTER' KEY."
90 PRINT "I'LL TELL YOU IF YOU ARE RIGHT AND"
95 PRINT "WILL GIVE YOU A SCORE AFTER"
100 INPUT "TEN QUESTIONS. O.K.? ";Z$
120 REM
130 FOR X = 1 TO 10:X1 = X1 + 1
140 A = INT ( RND (1) * 10 + 1):B = INT ( RND (1) * 10 + 1)
150 PRINT
160 E = 0: PRINT "PROBLEM #";X1
170 GOSUB 190: NEXT X
180 GOTO 480
190 PRINT A
200 PRINT "X";: PRINT B
```

```

210 C = A * B
220 PRINT "-----"
230 INPUT "= ";D
240 IF D = C THEN 360
250 E = E + 1
260 IF E = 2 THEN M = M + 1: PRINT "THE ANSWER WAS:";C: GOTO 300
270 PRINT "YOU GOOFED...TRY AGAIN."
280 GOTO 190
290 GOTO 190
300 F = F + 1
310 A(F) = A
320 B(F) = B
330 RETURN
340 REM
350 REM
360 X2 = X2 + 1:R = INT ( RND (1) * 5 + 1)
370 ON R GOTO 380,400,420,440,460
380 PRINT "RIGHT ON!!!"
390 RETURN
400 PRINT "FINE..."
410 RETURN
420 PRINT "GOOD WORK!!!"
430 RETURN
440 PRINT "KEEP IT UP!"
450 RETURN
460 PRINT "EXCELLENT!"
470 RETURN
480 PRINT "YOUR SCORE IS NOW";X2;"CORRECT AND ";M;"ERRORS.("; INT (100 - (M / X1) *
100);"%)"
490 INPUT "DO YOU WANT TO CONTINUE";Z$
500 IF Z$ = "YES" THEN 530
510 PRINT "THANKS FOR PLAYING WITH ME..."
520 INPUT "PRESS ENTER TO RETURN TO END";A$: END
530 G = 0: FOR X = 1 TO 10
540 IF (A(X) > 0) OR (B(X) > 0) THEN G = G + 1
550 NEXT X
560 IF G = 0 THEN 130
570 PRINT "I DIDN'T FORGET YOU MISSED THESE:"
580 FOR X = 1 TO G
590 A = A(X):B = B(X)
600 GOSUB 190
610 NEXT X
620 GOTO 130

```

Speed reading/tachistoscope. A program, helps such as the one in Listing 5-4, that helps you learn to read faster could be easily implemented by using a timing loop. Lines from a piece of literature could be stored in data statements and flashed momentarily on the screen; only one line at one time should be displayed. The timing loop is simply a BASIC FOR-NEXT loop that will require a specified amount of time to be executed (for example, FOR X=1 TO 500: NEXT X requires approxi-

mately 1 second to execute with some forms of BASIC). The amount of time you are given to read each line should be gradually decreased until a speed of several hundred words (for example 500) per minute is obtained.

A tachistoscope can be used to improve your perception and short-term memory. Psychologist G. Miller reports that anyone should be able to see from five to nine letters in any given brief exposure, whether 1/100 of a second long or ½ a second,


Listing 5-4: The Speed Reading Program

```
5 HOME
10 REM SPEED READING PROGRAM
20 N=500:REM SET N=INITIAL TIMING FACTOR
30 PRINT"THE THREE DAY BLOW, BY ERNEST HEMINGWAY"
40 GOSUB1000
50 PRINT"THE RAIN STOPPED AS NICK TURNED INTO THE ROAD "
60 GOSUB1000
70 PRINT"THAT WENT UP THROUGH THE ORCHARD. THE FRUIT HAD BEEN"
80 GOSUB1000
90 PRINT"PICKED AND THE FALL WIND BLEW THROUGH THE BARE TREES."
100 GOSUB 1000
110 PRINT"NICK STOPPED AND PICKED UP A WAGNER APPLE FROM "
120 GOSUB1000
130 PRINT"BESIDE THE ROAD, SHINY IN THE BROWN GRASS FROM THE"
140 GOSUB1000
150 PRINT"RAIN. HE PUT THE APPLE IN THE POCKET OF HIS MACKINAW"
160 GOSUB1000
170 PRINT"COAT.
180 GOSUB1000
190 REM CONTINUE TO INSERT LINES HERE IN THE FASHION ABOVE...
400 N=N-50:REM DECREASE TIMING FACTOR AFTER EACH READ-THROUGH
403 IFN<0THEN END
405 PRINT"TIMING FACTOR=";N:FORX=1TO500:NEXT X
410 GOTO 30:BEGIN ANEW WITH FASTER TIMING
1000 REM THIS SUBROUTINE INSERTS A DELAY BETWEEN EACH LINE
1010 REM DEPENDING ON THE VALUE OF THE TIMING FACTOR, N
1020 FOR X=1 TO N
1030 NEXT X
1040 REM EXPERIMENT WITH YOUR COMPUTER TO DETERMINE A
1050 REM REASONABLE VALUE FOR N IN LINE #20
1060 HOME:REM COMMAND TO CLEAR SCREEN
1070 PRINT:PRINT:PRINT:PRINT:PRINT
1080 RETURN
```

which shows the limitation in our ability to perceive visual information in brief exposures. In addition, we are able to see many more letters displayed by the tachistoscope if they form a familiar word instead of an unfamiliar or foreign word. A tachisto-

scope program could be written for personal confirmation or as a science fair project. The program could offer adjustable speeds, familiar and unfamiliar words, and display of words for confirmation.

Chapter 6



Hobby Applications

Your personal computer can make hobbies, from arts and crafts to photography easier, quicker, and more creative.

THE ARTS

It does not seem possible that a computer can create original art work until you consider the mathematical basis as well as randomness of some art forms. Art is an area in which the personal computer can be used in many different ways—and many of these ways are yet undiscovered.

The Visual Arts

The computer can serve both as a source of

inspiration and as a tool for the artist or craftsman. Below are some of the areas in which a computer can be used.

Mathematical functions. Plotting or graphing a mathematical function can often produce interesting geometrical designs. Color terminals equipped to plot a grid in full color, each color indicative of the value of the function at each individual point, produce fantastic geometrics. The designs generated can be used in knitting or embroidering, or for producing a geometrical painting. A plotter or graphic pointer may be used for output. A standard printer may be used with the demonstration program in Listing 6-1, which creates plots with a three-dimensional appearance.

Listing 6-1: The Three Dimensional Plotter Program

```
5 HOME
10 PRINT "'3 DIMENSIONAL' PLOTTER"
20 PRINT "OTHER FUNCTIONS TO TRY INCLUD: S*(COS(Z/16))^2"
30 PRINT "THE SYMBOL ^ MEANS EXPONENTIATION"
40 DEF FNA(Z)=S*EXP(Z*-Z/100)
```

```

50 INPUT "ENTER SCALE FACTOR (TRY '30')";S
55 INPUT "READY PRINTER; PRESS RETURN WHEN READY TO PROCEED";A$
57 PR#1
60 FOR X=-S TO S STEP S/20:L=0
70 Y1=5*INT(SQR(S^2-X*X)/5)
80 FOR Y=Y1 TO -Y1 STEP -S/6
90 Z=INT(S-5+FNA(SQR(X*X+Y*Y))-.7*Y)
100 IF Z>L THEN L=Z:HTAB INT(Z/2):PRINT "+";
110 NEXT Y
120 PRINT " ":NEXT X:PR#0:END

```

Figure 6-1 shows some sample output from the three-dimensional plotter program.

Alteration of a design. A given design (for example, a drawing of a human face or an American flag,) transformed into a series of points on a grid can be manipulated using a mathematical algorithm to produce “modern art” effects. Additionally, one design may be gradually transformed into another, through a series of plots, producing a fascinating result reminiscent of animation.

Kaleidoscope. A kaleidoscopic pattern may be produced by plotting a continuous set of points that wander randomly horizontally and vertically in one of four corners on the screen. The other three corners are plotted by “reflecting” the wandering

line, drawing in mirror-fashion. An example is shown in Fig. 6-2.

Random art patterns. For the ultimate in simplicity, a program could generate random numbers that in turn would cause graphics characters on the screen to turn on or off or would control a pen plotter in “random-walk” fashion. This, however, may exceed the confines of what is considered art. One hobbyist reports using his computer to randomly combine picture elements and then print “landscapes” using a plotter. Figure 6-3 shows an image produced using randomly determined elements.

A/D converters. Use of an analog/digital converter to digitize and transform real-world

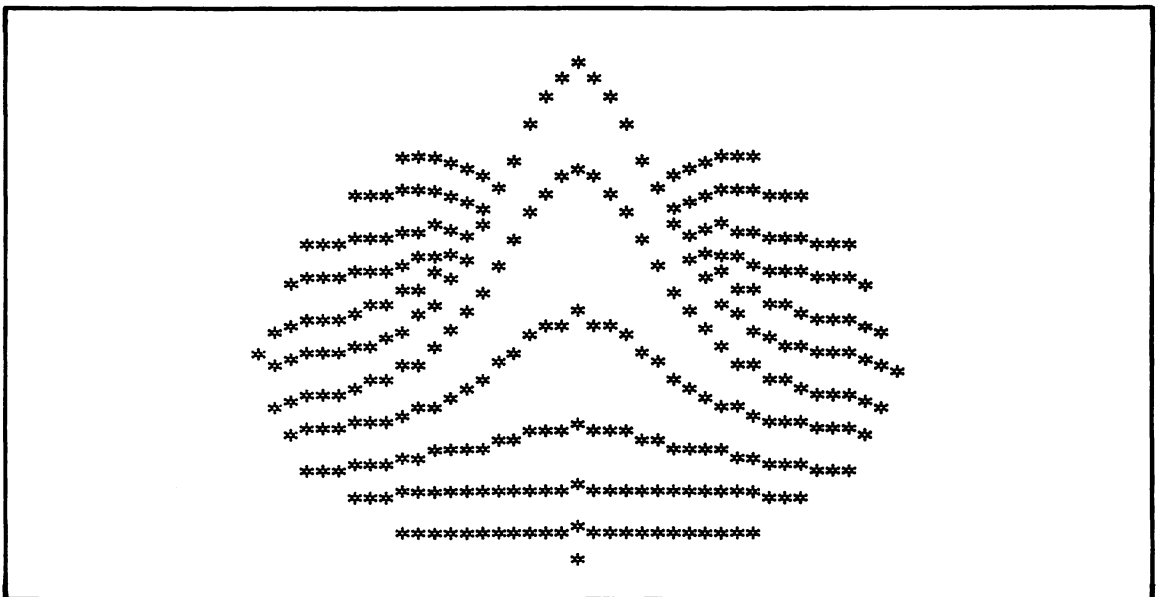


Fig. 6-1. Sample output from the three-dimensional plotter program.




Fig. 6-2. A kaleidoscope pattern.

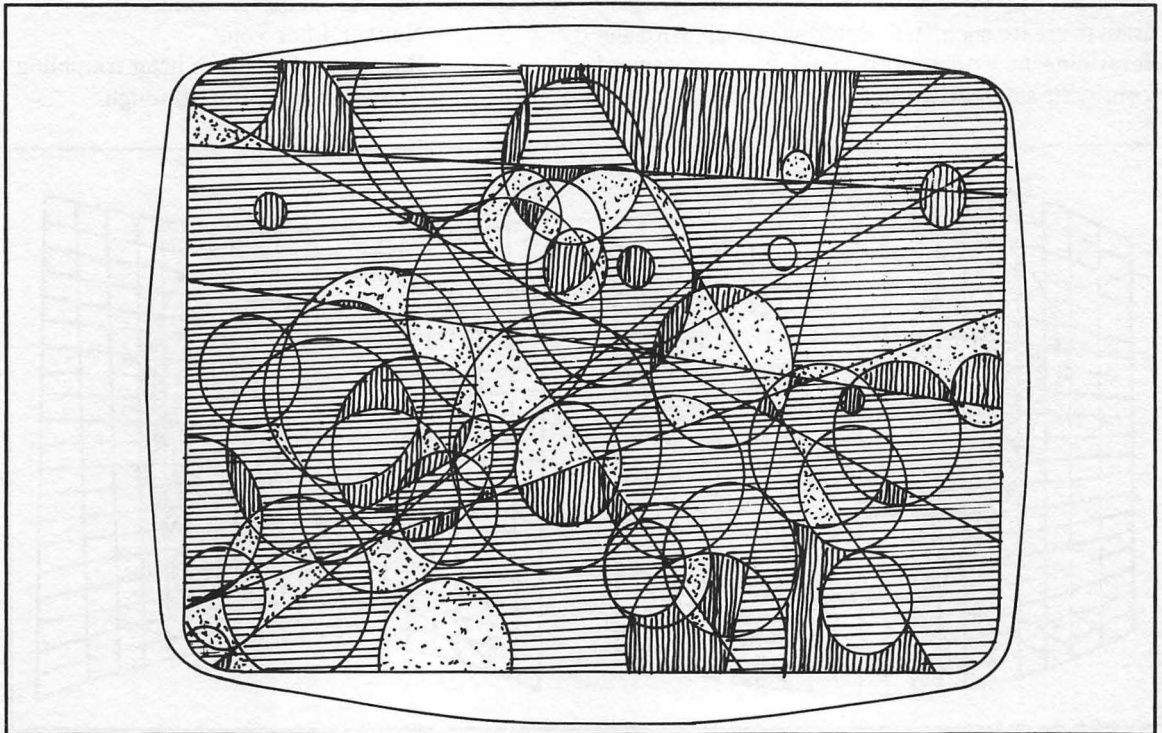


Fig. 6-3. A video image created by a program that randomly placed lines and circles of various sizes on the screen and filled in each area with a random color or texture.

events can produce interesting results. For example, one hobbyist interfaced a human dancer to his computer by applying a dozen mercury switches to the dancer's body. The dancer's movements caused the switches to open and close, producing digital signals for the computer. The computer, in turn, created "choreographed music" from the signals.

Anamorphic art. Anamorphic images are those that appear distorted, but when viewed with a special device or from a unique perspective appear normal. An example of such a special device is a cylindrical mirror placed in the center of the image. The computer may be used to transform a set of points describing a "normal" image into an anamorphic equivalent. For examples of anamorphic art, see Leeman, Fred. *Hidden Images: Games of Perception, Anamorphic Art, Illusion*. New York: Harry N. Abrams, Inc., 1975. Figure 6-4 shows the results of such a program.

Crossword poetry. An interesting "crossword" of the words from a poem or piece of literature may be created by the computer. A program to create such "art" would scan each word and determine how that word could fit in crossword form with adjacent words:

BUT

WHO A SEEN	WHEN A N G	THE LEAVES R E M B L I N G
THE WIND? E I T H E N O R	I	THE WIND S
YOU	PASSING T H R O U G H	

READ AS "Who has seen the wind?
Neither I nor you.
But when the leaves hang trembling,
The wind is passing through."




Fig. 6-4. "Computer Curvilinear Projection - Convex and Concave" by Ramon Masters. See *Computer Graphics and Art*, February, 1978, for a detailed explanation of how these and similar images can be created.

Textile patterns. By combining the video graphics characters found on many personal computers into patterns, a textile appearance may be created. This may be considered art in itself or used as a model for a tapestry design. A simple program could select five graphics characters at random and then printout a full line of each graphic character. This pattern would then be repeated; surprisingly good results may be obtained. A more sophisticated program could combine different graphics characters within the line in symmetric fashion. Similarly, new quilting patterns could be designed mathematically. A sample textile pattern program is presented in Listing 6-2.

Perspective drawing aid. Given a set of points describing the (x, y, z) dimensions of objects in a picture, the computer could use matrix manipulations to produce a new set of points describing the picture from another perspective or viewpoint. Figure 6-5 shows an example. Additionally, if video graphics or plotting capabilities are available, the new picture could be plotted. Perspective transformations are useful in technical illustration and other art forms as well.

As an example of the perspective transformations that can be accomplished using a large array of points, let (x, y) be a coordinate pair under the "old" coordinate system. Let (x_θ, y_θ) be the center coordinates of the new system rotated through angle θ in relation to the old system. The new coordinates (x', y') may be calculated with these equations:

$$\begin{aligned}x' &= (x - x_{\theta}) \cos\theta + (y - y_{\theta}) \sin\theta \\y' &= - (x - x_{\theta}) \sin\theta + (y - y_{\theta}) \cos\theta\end{aligned}$$

A dimension scaling program would request the largest dimension of the object and the largest dimension of the drawing of the object; the scaling factor is the ratio of these values. The program would eliminate the headaches of creating a scale drawing by multiplying the input dimensions of the object by the scaling factor to arrive at the scaled down dimensions for the drawing.

Computer as sculptor. One hobbyist has created a computer-controlled router that can sculpt material in accordance with a set of programmed points (x, y, z). The computer controls the rotation of the sculpturing material (y axis) and

Listing 6-2: The Textile Generator Program

```

5 HOME
40 PRINT "COMPUTER TEXTILE GENER
   ATOR"
50 PRINT "CREATES RANDOM 'TEXTIL
   E' PATTERNS"
60 PRINT "FOR OUTPUT ON A VIDEO
   SCREEN OR"
70 PRINT "GRAPHIC PRINTER. REQU
   IRES A TVT"
80 PRINT "WHICH HAS GRAPHIC CHAR
   ACTER BLOCKS"
90 PRINT "ACCESSABLE USING 'CHR$
   (X)"
100 PRINT "CHOOSE THE AMOUNT OF
   COLOR YOU WANT IN THE DESIG
   N--"
102 INPUT "PRESS RETURN";A$
105 TEXT : HOME
107 CT = 1
110 PRINT "1) MONOCHROME"
120 PRINT "2) SIMPLE STRIPES"
130 PRINT "3) MULTI-COLOR STRIPE
   S"
140 PRINT "4) CONFETTI DESIGNS"
145 INPUT "5) END PROGRAM ";C
147 IF C = 5 THEN TEXT : HOME :
   END
150 N = INT ( RND (1) * 5) + CT
190 HOME : GR
200 FOR M = 1 TO 6
210 IF C >= 1 THEN COLOR= INT
   ( RND (1) * 14 + 1)
220 FOR X = CT TO N
230 IF C > 2 THEN COLOR= INT (
   RND (1) * 14 + 1)
240 FOR Y = 1 TO 39
250 IF C > 3 THEN COLOR= INT (
   RND (1) * 14 + 1)
260 PLOT Y,X
270 NEXT Y
280 NEXT X
285 CT = CT + N
290 NEXT M
300 GOTO 100

```




Fig. 6-5. Examples of the use of mathematical algorithms to alter drawings.

the horizontal/vertical (x and z axes) motion of the router by means of servomechanisms. Eliminating one axis, the computer could also control a lathe to produce sculptured furniture legs of exacting proportions, for example.

Computer painting. A commercial computer-controlled airbrush system is being used to create murals from photos or other graphic images. The image is digitized (through the use of a TV camera and A/D converter) and then painted with much larger proportions by the use of a special x, y "plotting" system, which uses an airbrush in

lieu of a pen. An enterprising hobbyist could construct such a system.

Computer posters. Everyone has seen the "computer portraits" popular at carnivals and shopping malls, in which a television picture of a subject is digitized and output on a line printer. One hobbyist has circumvented the expense of a television digitizer by taking an ordinary photograph and placing a fine grid over it; he assigns each square in the grid a brightness level and inputs this information. The computer prints dark characters or blocks for the squares with a low brightness level and vice

versa for squares with a high brightness. Through this tedious and time-consuming process he creates computer posters and portraits without the expense of a television camera and video image digitizer.

A simple silhouette poster may be created by specifying the number of "X" and space characters to print on each line in DATA statements. For example, to print two spaces, one "X," one space, and one "X" on line number one, you could create a DATA statement that read DATA L1, S2, X1, S1, X1 and use the LEFT\$ function to read the first character in each data item. The computer would then print the decoded representation and continue with the next line. The advantage to this method is that it requires less memory than the use of verbatim PRINT statements would.

The Verbal Arts

What usefulness could there be in creating poems by computer? Unlike humans, computers have the capability of being "completely" random. They are free from the "inspirational" selection of words when composing a poem; "completely" is in quotes because there will always be some bias introduced by the programmer. A computer-generated poem can serve as a stimulus for the human poet. He can elaborate on the poem and extract inspirational clues in composing his own poetic works.

One crude method for generating computer poetry makes use of the following format in randomly selecting words from large lists of nouns, verbs, adjectives, definite articles, prepositions, conjunctions, and adverbs:

TITLE: Adjective + Noun
 FIRST LINE: Adjective + Noun (plural) +

Adverb + Verb (plural, present tense) + Adjective + Noun (plural)

SECOND LINE: Adjective + Noun (plural) + Verb (plural, present tense) + Adverb + Adjective + Noun (plural)

THIRD LINE: Article (definite, such as *the*) + Noun (singular) + verb (singular, present tense) + Preposition + Article (definite) + Adjective + Noun (singular)

FOURTH LINE: Noun (plural) + Verb (plural, present tense) + Conjunction + Article (definite) + Noun (singular)

To ensure some continuity, the second adjective and noun of the first line may be repeated as the first adjective and noun of the second line. One computer-generated poem based on this structure read:

Clear Spirits
 Warped trunks frailly dwell delicate leaves
 Delicate leaves shudder cunningly intricate
 lines
 The image vanishes to the sharp second
 Bee fly against the cloud

Computers have poetic license too!

Along similar lines, an aphorism generator could create aphorisms ad infinitum using the form "_____ is the _____ of _____," replacing each blank with a randomly selected noun. The underlying philosophical truism is up to the reader. The program in Listing 6-3 is an outline for an aphorism generator; you supply your own list of nouns.

Listing 6-3: The Aphorism Generator Program

```
10 REM APHORISM GENERATOR
20 DIM A$(50):REM ADJUST THE DIMENSION EQUAL TO THE NUMBER OF WORDS IN THE
DATA STATEMENTS
30 FOR X=1 TO 50:READ A$(X):NEXT
40 PRINT A$(50*RND(1)); "IS THE ";A$(50*RND(1));" OF ";A$(50*RND(1))
```

```

50 GOTO 40
60 REM ADD 40 NOUNS OF YOUR CHOICE TO THE DATA STATEMENTS BELOW
70 DATA SUCCESS, AGONY, MONEY, DEATH, LOVE
80 DATA REWARD, NAIVETE, FATHER, BEAUTY, SEX

```

The Musical Arts

Within the field of music, the personal computer can be used in a number of different areas. Some of these are listed below.

Music education. Possible music education applications include the following:

1. A graphic, flashcard style quiz that could display notes and other musical notation on the scale for identification as practice reading music.
2. A quiz on pronunciations and definitions of music terminology (for example, *andante*, *diatonic*, and *staccato*).
3. A musical staff drill. A graphic keyboard and staff could be presented, and the computer could select the note on the staff corresponding to the key that is "pressed." Key signature drills could be done in a similar manner.
4. A basic ear-training skills program. A computer capable of producing musical tones could quiz students on recognition of pitches, intervals, chords (major, augmented, diminished, and minor), and scales (major, natural minor, harmonic minor, and melodic minor).
5. A name the tune game. A computer-produced familiar tune can teach identification by sound of the degrees of the scale, using *solfeggio* syllables or scale degree numbers.
6. A wrong note program. Pitch error-detection can be practiced within various combinations of four-voiced chord types. Following the selection of a chord type, the computer can visually represent the chord and play the sound with one incorrect note. The student must identify the wrong voice and its corresponding pitch.
7. Harmony drills. Computer-produced aural diatonic chord progressions may be taught on various levels of difficulty.
8. Write that tune game. The computer plays a random or preprogrammed series of notes that the student must then reproduce on a video staff or on an interfaced musical keyboard.
9. Chord progressions practice. Students may predict chord progressions and receive feedback from the computer and subsequent visual and/or aural output.
10. Guitar chords practice. Students can practice finger placement required to produce guitar chords, with visual/aural feedback.
11. Famous composers and their music quiz. A quiz-style program could teach famous composer's names, pronunciations, and compositions with the aural output of excerpts from those works.
12. Transposition practice. The student is presented with a short melody to transpose to a randomly-selected key. The computer verifies correct transposition.
13. Tuner program. Two computer-produced tones (separated by less than one half-step) are tuned to match each other by the student, who may select an increase or decrease in one of the tones.
14. Rhythm practice. The student could practice playing rhythm patterns on a keyboard. The computer can analyze them for accuracy, play the passage the way it should be played, and even demonstrate how the student's response differed from the expected response.
15. Composition packages. This program, given the notes of a composition, can display the piece in standard musical notation and actually play it. The student can experiment with tempo, timbre, and musical envelopes. Having control of timbre and musical envelope allows composition of a piece performed by three voices resembling the clarinet, flute, and oboe and demonstrates the interaction between voices.

Music composition. In the past, computer programs designed to compose music were based more upon random numbers than musical principles. Thus, the songs that were produced could only be compared to a child randomly hitting piano keys. Lately, progress has been made in developing more complex programs that adhere to the “rules of thumb” for composing particular types of music. One program, which used the following rules, was somewhat successful in composing “pop” music.

Basic melody requirements:

1. The first note must be other than a fourth, a flatted fifth, a minor second, or a ninth.
2. An ascending minor second progresses to a second, and a descending minor second progresses to the tonic; an ascending flatted fifth progresses to a fifth, and a descending fifth progresses to a fourth.
3. Not more than five notes in descension or ascension are allowed without a complementary movement.
4. The melody should consist of 35 to 60 notes.
5. The release begins on a subdominant major note.
6. Melodic leaps must not be larger than a major tenth.
7. A melodic leap may not be followed by another

melodic leap larger than a major sixth.

8. No more than three consecutive melodic leaps are allowed.
9. No ascending or descending passage may contain more than one melodic leap.

One of the songs composed is represented as

```
/C/F*DA/G8C:8CF"G/C*AF8G8/G***/DEF"G/
ABC:B8C:8/C*B8C:8/D*C/F*DA/G8C:8C:F"G/
G*AF8G8/G***/DEF"G/ABC:B8C:8/C:*A*/F***/
/A**C8CD/FE*/B**C:8EF"/G***/
```

The corresponding music is shown in Fig. 6-6.

Rather than subjecting purely random notes to these compositional rules, a probability distribution used in conjunction with a random number generator could help to produce notes that would more likely fit the rules. The chart in Table 6-1 illustrates how this might be done. The name for each interval is given along with the corresponding number of notes on a keyboard. The next column gives a probability for selection of that interval, which may be changed according to the composer’s wishes. The following two columns give the range of numbers, generated by a random number generator, that corresponds to the probability of selecting a given + or – interval. In this way a random number generator selecting numbers from

Table 6-1. The Probability Distribution for the Random Selection of Notes.

INTERVALE	NO. OF NOTES AWAY FROM LAST NOTE	PROBABILITY OF SELECTION	RANDOM NUMBER RANGE	
			IN + DIRECTION	IN - DIRECTION
Unison	0	4%	49-52	49-52
Half Step	±1	14%	53-59	42-48
Whole Step	±2	12%	60-65	36-41
Minor Third	±3	10%	66-70	31-35
Major Third	±4	8%	71-74	27-30
Perfect Fourth	±5	12%	75-80	21-26
Tritone	±6	2%	81	20
Perfect Fifth	±7	14%	82-88	13-19
Minor Sixth	±8	6%	89-91	10-12
Major Sixth	±9	6%	92-94	7-9
Minor Seventh	±10	4%	95-96	5-6
Major Seventh	±11	2%	97	4
Octave	±12	6%	98-100	1-3



Fig. 6-6. An example of music generated by a computer.

1-100 can provide a given probability distribution of notes.

To further ensure the choice of “good” notes, second or third-order probability distributions could be specified; that is, for each possible preceding interval (10), a probability distribution would exist for the purpose of choosing a particular value for the next interval. For instance, in traditional music, a tritone is usually followed by a stepwise interval (whole or half step); thus, the second-order probability distribution for a tritone would be heavily weighted toward a stepwise interval in selecting the next note of the composition.

The music demonstration program in Listing 6-4 may be used to transpose from any key to any other key. It also serves to compose a four part harmony for any song written in the key of C. For the transposing subprogram, notes may be entered in the following format: C is C, C sharp is C#, C flat is C' and so on for A through G. For the harmonizer subroutine, notes are input in a numerical format; middle C is 0, the higher frequency notes D, E, F

... are +1, +2, +3... , and the lower frequency notes B, A, G... are -1, -2, -3... . Because the song input must be in the key of C, sharps and flats are not absolutely necessary and are not provided for by the program. The addition of sharps and flats would be one improvement to experiment with. Of course, the transposing program may be adapted to use numerical notation instead of alphanumeric notation and then be used in conjunction with the transposing subprogram. Figure 6-7 shows the numerical system.

Additional possibilities for using your personal computer in music composition include the following:

1. Produce a stricter set of rules for composition than those given above; rely less upon randomness.
2. Develop programs to compose in assorted musical styles including classical, rock and roll, and children’s music. Computer musicians have applied statistical analysis to various

Listing 6-4: The Music Program

```
1 HOME
10 PRINT "MUSIC PROGRAM:"
20 PRINT "HARMONIZES AND TRANSPOSES"
25 PRINT "SELECT: 1)TRANSPOSER "
27 PRINT "      2) HARMONIZER  "
30 INPUT "      3) END";A
40 ON A GOTO 3000,100,780
100 REM HARMONY COMPOSING PROGRAM
110 REM A FOUR PART HARMONY IS PRODUCED FROM A GIVEN MELODY IN THE KEY OF C
120 DIM B(5,100),Y(6,6),V(100): RESTORE
140 FOR T1 = 1 TO 6: FOR T2 = 1 TO 6: READ Y(T1,T2)
150 NEXT T2,T1:R1 = 1
160 DATA 5,4,1,6,2,3,6,4,2,1,5,3,6,4,3,1,2,5,1,5,4,6,3,2,2,6,5
170 DATA 4,1,3,1,5,3,6,2,4,1,0,-3,-5,-7
180 INPUT "ENTER THE NUMBER OF NOTES IN THE      MELODY ";W9
190 FOR E = 0 TO 4: READ B(E,W9): NEXT E
195 REM INPUTTED MELODIES MUST BE IN THE KEY OF C
200 PRINT "ENTER NOTES INDIVIDUALLY IN THE      FOLLOWING FORMAT:"
210 PRINT "MIDDLE C=0"
220 PRINT "NOTES ABOVE MIDDLE C ARE +1,+2,+3...  CORRESPONDING"
230 PRINT "TO D,E,F..."
240 PRINT "NOTES BELOW MIDDLE C ARE -1,-2,-3...  CORRESPONDING"
250 PRINT "TO B,A,G..."
260 FOR T1 = 1 TO W9: INPUT V(T1): NEXT T1
270 PRINT : PRINT " # SOPRANO ALTO TENOR  BASS"
280 L2 = 1
290 FOR W = W9 TO 1 STEP - 1
300 IF W = W9 THEN 760
305 R1 = 1
310 FOR R = R1 TO 6
320 B = V(W):B(1,W) = B:L2 = Y(L1,R):B(0,W) = L2
330 M = B(4,1 + W):M(1) = L2 - 8:M(2) = L2 - 15
340 FOR S = 1 TO 2
350 IF ABS (M(S) - M) < = 5 THEN NEXT S: GOTO 360
355 A = M(3 - S): GOTO 370
360 IF B > B(1,W + 1) THEN A = M(2): GOTO 370
365 A = M(1)
370 S = 1:B(4,W) = A
380 FOR T = 0 TO 4 STEP 2
390 G = B - (T + A): GOSUB 790: IF G = 0 THEN 410
400 K(S) = A + T:S = S + 1
410 NEXT T
420 IF S > 3 THEN 690
425 FOR U = 0 TO 6
430 F(3,U) = K(1):F(0,U) = 0:F(2,U) = K(2)
440 K = K(2):J = K(1):K(2) = J + 7:K(1) = K
450 NEXT U
460 FOR U = 0 TO 6
470 FOR E = 2 TO 3
480 K = F(E,U)
490 IF (5 - E * 4 > K) OR (17 - E * 4 < K) OR ( ABS (K - B(E,W + 1)) > 5) THEN 610
500 B(E,W) = K: IF B(2 * E - 3,W) < = B(2 * E - 2,W) THEN 610
505 NEXT E
510 IF L1 = L2 THEN 570
515 FOR E1 = 1 TO 4
```

```

520 FOR E2 = E1 + 1 TO 4
530 M = B(E1,W + 1) - B(E2,W + 1)
540 G = M: GOSUB 790: IF (G = 0) OR (G = 4) THEN 550
545 GOTO 560
550 IF B(E2,W) - B(E2,W + 1) = B(E1,W) - B(E1,W + 1) THEN 610
560 NEXT E2,E1
570 FOR E = 2 TO 3
580 M(E) = ABS (B(E,W) - B(E,W + 1))
590 NEXT E
600 F(O,U) = M(2) + M(3): GOTO 620
610 F(O,U) = 88
620 NEXT U
630 V = 88: FOR U = 0 TO 6
640 V1 = F(X1,U)
650 IF V1 > V THEN 660
655 V = V1:U9 = U
660 NEXT U
670 IF V = 88 THEN 690
680 B(3,W) = F(3,U9):B(2,W) = F(2,U9): GOTO 760
690 NEXT R
700 W = W + 1: IF W9 < > W THEN 710
702 PRINT "PROGRAM CANNOT CONTINUE"
705 INPUT "TRY AGAIN";A$: IF A$ = "Y" OR A$ = "YES" THEN 30
707 GOTO 780
710 L1 = B(O,W + 1):L2 = B(O,W)
720 FOR R = 1 TO 6
730 IF L2 = Y(L1,R) THEN 750
740 NEXT R
750 R1 = R + 1: GOTO 310
760 PRINT " ";W;" + ";B(1,W);" + ";B(2,W);" + ";B(3,W);" + ";B(4,W)
770 L1 = L2: NEXT W
780 END
790 G = G - INT (G / 7) * 7: RETURN
3000 REM TRANSPOSER
3010 REM READ HARMONY PROG.DATA FIRST
3020 FOR X = 1 TO 36
3030 READ A: NEXT X
3040 DIM A$(18,18),W$(100)
3050 FOR B = 1 TO 17
3060 FOR C = 1 TO 17
3070 READ A$(B,C)
3080 NEXT C,B
3090 INPUT "ENTER THE KEY THAT THE SONG IS IN (E.G.,C#)";B$
3100 FOR X = 1 TO 17
3110 IF B$ = A$(1,X) THEN 3120
3115 NEXT X
3120 INPUT "ENTER THE KEY TO TRANSPOSE TO ";C$
3130 FOR T = 1 TO 17
3140 IF C$ = A$(1,T) THEN 3150
3145 NEXT T
3150 PRINT "ENTER THE NOTES OF THE SONG SEPARATELY"
3160 PRINT "ENTER 'END' TO END":R = 1
3170 INPUT W$(R)
3180 IF W$(R) = "END" THEN 3190
3185 R = R + 1: GOTO 3170
3190 R = R - 1
3200 FOR Z = 1 TO R
3210 FOR P = 1 TO 17

```

```

3220 IF W$(Z) = A$(P,X) THEN 3230
3225 NEXT P
3230 PRINT A$(P,T);" ";
3240 NEXT Z
3250 DATA C,C#,D-,D,D#,E-,E,F,F#,G-,G,G#,A-,A,A#,B-,B,C#,D
3260 DATA D,D#,E,E,F,G-,G,G,G#,A,A,A#,B,B,C,D-,D,D,D#,E,E,F
3270 DATA G-,G,G,G#,A,A,A#,B,B,C,D,D#,E-,E,F,F,F#,G,G#,A-,A,A#
3280 DATA B-,B,C,C,C#,D#,E,E,F,F#,G-,G,A-,A,A#,B,B,C,C#,D-,D
3290 DATA E-,E,E,F,F#,G-,G,A-,A,A,A#,B,B,C,C#,D-,D,E,F,F,F#,G,G
3300 DATA G#,A,A#,B-,B,C,C,C#,D,D,D#,F,F#,G-,G,G#,A-,A,B-,B,B,C
3310 DATA C#,D-,D,D#,E-,E,F#,G,G,G#,A,A,A#,B,C,C,C#,D,D,D#,E,E,F
3320 DATA G-,G,G,G#,A,A,A#,B,C,C,C#,D,D,D#,E,E,F,G,G#,A-,A,A#,B-
3330 DATA B,C,C#,D-,D,D#,E-,E,F,F,F#,G#,A,A,A#,B,B,C,D-,D,D,D#,E
3340 DATA E,F,F#,G-,G,A-,A,A,A#,B,B,C,D-,D,D,D#,E,E,F,F#,G-,G
3350 DATA A,A#,B-,B,C,C,C#,D,D#,E-,E,F,F,F#,G,G,G#,A#,B,B,C,C#,D-
3360 DATA D,E-,E,E,F,F#,G-,G,G#,A-,A,B-,B,B,C,C#,D-,D,E-,E,E,F,F#
3370 DATA G-,G,G#,A-,A,B,C,C,C#,D,D,D#,E,F,F,F#,G,G,G#,A,A,A#
3380 GOTO 30

```

styles and composers to determine characteristic probability distributions. Random numbers subjected to these probability criteria can produce music reminiscent of the original style.

3. Develop programs to compose songs for given lyrics by using the timing of each syllable to time the duration of the notes accordingly. The ambitious programmer might try to link a lyric-producing program with a music compo-

sition program; some unusual results would undoubtedly be produced.

4. A popular melody could be mathematically transformed to produce a new melody, and this new melody would likely be more tuneful than compositions based on random number generators, fractals, or probability distributions. The original melody would be numerically encoded such that each note and note duration has a unique number. With the melody

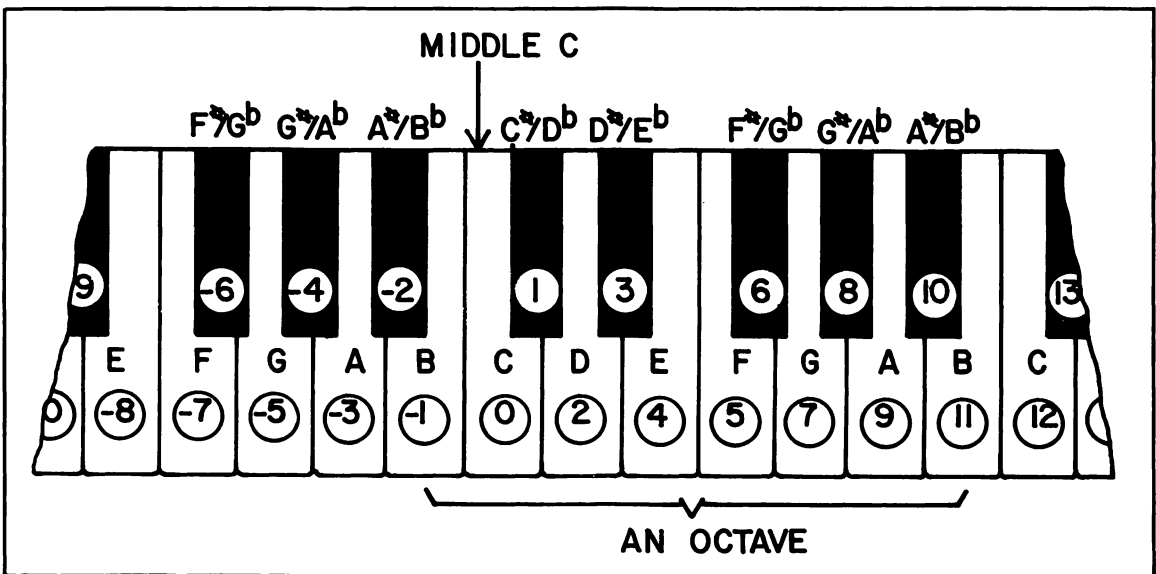


Fig. 6-7. A numbering system for harmonizing programs and other music-composing programs.

so coded, an algorithm could be applied to each note, translating that note into another. The simplest such algorithm could reflect each note around a central value, transforming high notes into low ones and vice versa. It could also be a mathematical formula, but extensive experimentation would be necessary.

5. Given the score of a music piece written for a solo instrument (for example, the piano), the computer could transpose and analyze melodies, bass, and counter rhythms to produce sheet music versions for other instruments.
6. A microcomputer connected to a player piano via a solenoid interface could digitally record songs you play or song notes you input. The song could be stored on cassette or floppy disk and recalled to be played at normal speed, faster, slower, backwards, with staccato, and so on.
7. A microcomputer interfaced with a monophonic electronic synthesizer could theoretically produce a polyphonic effect, add a continuous bass or beat pattern, and perform a sequence of switching or mixing for live performances.
8. From a given composition, a simplified version could be extracted by the computer (the melody is usually carried by the highest notes,

the bass by the lowest) and printed in standard musical notation. Also, a given piece could be arranged so that all chords are broken up into varying arpeggios.

9. Given a melody, the computer could be programmed to compose a bass counter-melody.

The following formula is useful as a part of a musical tone generation program based upon the numbering notes according to octave (V), where middle C is in the fourth octave, and according to position within the octave where C=1, C#=2 . . . B=12.

$$\log_2 \left(\frac{f}{55} \right) = V + \frac{P-22}{12}$$

where f = frequency in Hz.

A program that performs a simple song transformation is presented in Listing 6-5.

Computer controlled synthesizers. In 1982, a group of synthesizer manufacturers developed a standardized interface, called MIDI (Musical Instrument Digital Interface), to enable communication between synthesizers and computers. Each key is encoded in a fashion similar to a computer (ASCII) keyboard. For each key struck, a series of codes are sent: a NOTE ON signal, a PITCH signal, a VELOCITY signal, and (depending on the machine) other signals specifying pitch

Listing 6-5: The Simple Song Transformation Program

```

5 HOME
10 PRINT "SIMPLE SONG TRANSFORMATION"
20 PRINT "REFLECTS NOTES AROUND A CENTRAL VALUE"
30 READ N:REM SET N-NUMBER OF NOTES IN THE SONG
35 DIM M(N)
40 FOR X=1 TO N
50 READ M(X)
60 M(X)=10+(10-M(X)):REM REFLECT AROUND NOTE #10
70 NEXT X
80 FOR X=1 TO N
90 PRINT M(X);" ";
100 NEXT X
110 END
120 REM FIRST DATA POINT IS # OF NOTES IN SONG
130 REM FOLLOWED BY NOTES OF SONG
140 DATA 10
150 DATA 4,2,5,7,5,5,13,1,12,3

```

blends, patch changes, key release, after touch pressure, and front panel changes. This information can be sent to any other MIDI synthesizer so that two or more keyboards can perform in exact synchronization, although the patches are different on each machine. Special codes can indicate that only specified synthesizers are to respond to the following code. Through a serial interface, this information can also be sent to a computer, which may serve as a polyphonic sequencer or imitator of a multi-track tape machine. The computer may record, edit, store, and play back your music or play music entered through the ASCII keyboard. A composer can quickly change tempo, pitch, instruments, accents, and so on with the aid of such a system, which is capable of producing a flawless rendition.

The *Computer Music Journal* (P.O. Box E, Menlo Park, CA 94025) is a good source of information on composing, scoring, and playing music on computers, for the professional or amateur.

HOBBIES

The microcomputer can perform invaluable services for those involved in almost all hobbies.

Photography

The serious photographer should investigate the use of the computer to obtain more precise values for such things as development times, light exposures, and filters through the use of mathematical formulae. For example, the standard exposure meter assumes the following: 1) for any emulsion, the curve of the density versus the log of the exposure yields a straight line and is characterized by a single factor—speed, 2) time and intensity of light are interchangeable to provide a certain exposure (reciprocity). Actually, these assumptions are only approximations of true values. In extreme cases, reciprocity does not work; the density versus log of exposure curve is not linear, and emulsions have differing contrasts and latitudes. A reference manual describing the mathematical calculations of photography should describe the formulae used to take these factors into account.

Other ways in which photographers can use microcomputers include the following areas.

1. Exposure compensation is useful in the darkroom to calculate the exposure required to compensate for a change in photo enlargement magnification. Using the inverse square law, if you have data on a “perfect” print expressed as enlarger head height above the easel (H_0) and time of exposure (T_0), the formula for computing the new time of exposure (T_N) at the new height (H_N) with the same aperture is

$$T_N = \left(\frac{H_N}{H_0} \right)^2 \times T_0$$

A useful program could calculate exposure times for a range of specified heights at all available f-stops to permit easy enlargement of a negative to a given size.

2. Fill-in flash computation is used to determine the correct lens f-stop when a flash is used in the presence of strong ambient light to fill-in undesired shadows.
3. If you intended to do specialized photography requiring homebuilt equipment, the computer could be useful in optical and dimension calculations.
4. Automated control of darkroom equipment (including such features as temperature correction for chemicals, timer, development calculator) could expedite the development process. Alternatively, the computer could serve as a timer and reminder for steps to be taken in the development process.
5. An inventory of slides or photographs could be stored on disks or tapes, and topics could be indexed and cross-referenced. Thus, to create a slide show of a particular topic, you can use the computer to determine all relevant slides and output a listing of each along with its location and remarks.
6. A simple switching interface to a cassette recorder and slide projector could automate a complete audio-visual slide presentation. An exotic audio-visual light show could be controlled in a similar manner.

7. Focal length conversions from one camera to another, based on the diagonal or horizontal angle of view, could be done.
8. A program could be written to calculate film speed (ASA), flash ECPS value, or flash guide number, given the other two values. Once the flash guide number is known, the maximum f-stop for the distance from the flash to subject, may be calculated.

$$\text{f-stop} = \frac{\text{Guide number}}{\text{distance}}$$

The published flash guide number is for one speed of film only. If you use a different film with a different speed, the new guide number may be found using the formula

$$\text{NG} = \text{OG} \times \frac{\text{New Film Speed}}{\text{Published Film Speed}}$$

where NG = new guide number
OG = old guide number

9. Close-up photography values for subject distance, required lens focus setting, or field of coverage could be calculated given the other three values.
10. The depth of field indicates the distance from some point in front of the subject to some point in back of the subject for which a given photograph will be acceptably sharp. A computer program could mathematically determine how the desired near and far distances can be obtained, in terms of the f-stop and distance settings to use. The *hyperfocal* distance, or the nearest distance for which a lens can be focused to give satisfactory definition of infinity, is given by

$$H = \frac{F^2}{fd}$$

where H = hyperfocal distance
F = focal length of lens
f = f/number
d = diameter of circle of confusion.

11. A photograph of your video screen displaying

alphanumerics or graphics could be used to title home slide shows or movies. A recommended procedure is to darken the room completely, use a tripod, and shoot with ASA 125 Plus -X at f/1.4, 1/8 second.

For serious hobbyists or professionals, a BASIC program for microcomputers to design and evaluate lenses was described in *Photonics Spectra*, December 1983, pp. 58-62.

Animated films. Although most microcomputers are not fast enough to display high-resolution real-time animation, a time-lapse film could be made with the end result being equivalent to real-time graphics. The graphic resolution should be a minimum of 200 by 200 individually definable blocks. Much better, although much more expensive, would be a system equipped with a plotter to draw all of the figures necessary to produce an animated film sequence. The three dimensional rotation of an object is a popular film subject due to the *relative* ease in programming.

Amateur Radio

The ham radio or citizen's band radio enthusiast could use a personal computer to assist with his hobby in these ways:

Morse code tutor. Computerists interested in passing the Morse code test to become amateur radio operators could use their machines to quiz themselves both visually and audibly. The visual representation of Morse code is, of course, a series of dots and dashes: -. - . ---.... Those of you who are using a TRS-80 without a built-in speaker can use one of the following methods to obtain the audible representation of the code.

1. Use an interfaced tone output speaker
2. Use timing loops to generate tones of a certain duration on an AM radio placed next to the CPU.

The standard method of learning Morse code is to first study the visual representations, and second, to transcribe an audio transmission at a gradually increasing rate. A program similar to the general CAI program described in Chapter 5 could be

used to requiz you on the codes you have missed.

Message displayer. By using a Morse code decoder/sender interface between the radio and your computer, received and sent messages could be displayed on a video monitor in English, allowing the computer to “translate” Morse code (or some other code) to English and vice versa.

Message monitor. The computer could monitor a specified frequency for a particular audio signal or coded message. Transmissions immediately following this signal would be recorded digitally or on cassette tape. Thus, you need not attend to the radio constantly to receive a message. Received messages could also be forwarded automatically on another frequency to another station in a network.

Message relay. A stored message could be sent at the proper time if the station operator was unable to send it personally.

Controller. Add intelligence to your test equipment or radio with a controlling microprocessor. Test sequences could be done automatically.

Station log maintainer. Maintain your station log automatically—All entries could be stored, and classified, and special reports generated (for example, how many countries have been contacted? Have there been any repeat contacts?). If you hear someone and you’re not sure whether or not you talked with him 6 months ago, you could type in his name or call letters and find out the last contact from a computer database of log entries.

Error correcting code senders. Error correcting codes could be automatically generated to improve communications.

Contest record keeper. Several ham radio contests have utilized small computers to keep track of all contacts.

Collections

Whether it be books, magazines, coins, stamps, antiques, or matchbook covers, most everyone collects something. The microcomputer can help you organize and present your collection

Collection inventory. If your collection involves many items, such as hundreds or even thousands of stamps, it is certainly a good idea to

catalog each item. A computer database program, as described in the first chapter, is ideal for maintaining large collections of any kind.

In addition to storing an individual record specifying all pertinent information on each item, the computer would also be able to categorize, cross-index, and generate special lists of items. A special list could include all items that have a particular characteristic, for instance, a list of all British stamps or all stamps issued in 1979.

The fields to use in setting up a stamp collection database might look like this:

1. CATALOG NUMBER
2. NAME OR IDENTIFYING TITLE
3. DENOMINATION
4. SUBJECT
5. ORIGINAL COST
6. CONDITION
7. DATE ISSUED
8. QUALITY
9. CURRENT VALUE
10. COUNTRY OF ORIGIN
11. DESCRIPTIVE INFORMATION AND HISTORY
12. WHERE PURCHASED
13. MISCELLANEOUS COMMENTS

Using the database program, you could request the sum of field 5 or 9 for all records to determine the original cost and current value for the entire collection.

Collection management on your personal computer allows more time for the fun of collecting without the bother of record-keeping. Additionally, a cassette or floppy disk copy of the inventory could be stored in a safe location in the event an insured collection is destroyed.

Collection narrator. Hobbyists with collections will find that their personal computer with video display makes an excellent visual narrator of a collection. For example, a stamp collector created a file of his entire collection, with information on each item randomly accessible. His narrations were similar to this:

Decade of Space Achievement Issue

Issued: August 2, 1969 Purchased: September 1, 1969

Purchase price: .16 Value: .60

This stamp pair depicts the ascent of man upon the surface of the moon.

Interested persons can be instructed how to obtain information on a particular item, or else the computer can present a continuous display of each item in sequence; this technique can save you from monotonous repetition of information to visitors at an exhibition. Businessmen at expositions could put their personal computer to similar use in explaining products.

Astronomy

Potential applications for your personal computer in amateur astronomy include the following:

1. Locate and identify stars—Calculation of declination, sidereal hour angle from observed altitude, azimuth, and time.
2. Make records of observations efficiently in computer format for quick retrieval.
3. Interface telescope drive mechanics to a microprocessor controller for automatic photographic observations. For more information see *InfoWorld*, Volume 5, Number 47 (12/83) pp. 45-46 and *Sky and Telescope*, January 1981, p. 71.
4. Interconvert astronomical units, kilometers, light years, and parsecs.
5. Calculate and plot orbits of satellites and planets.

The astronomy demonstration program in Listing 6-6 calculates the relative position of Venus in degrees and hours from the sun for a given date.

Listing 6-6: The Astronomy Demo Program

```
10 HOME
20 PRINT "ASTRONOMY DEMO PROGRAM"
30 PRINT "CALCULATES THE RELATIVE POSITION OF VENUS AND THE SUN;"
40 PRINT "CALCULATES THE NUMBER OF DAYS SINCE 12/31/49"
50 INPUT "ENTER THIS YEAR AS TWO DIGITS (E.G. '84' FOR 1984)";Y
60 PRINT "ENTER NUMBER OF DAYS SINCE DECEMBER 31 OF LAST YEAR "
70 INPUT "FOR EXAMPLE, FEB. 5 WOULD BE 36 DAYS:";DA
80 HOME : VTAB (11): HTAB (15): PRINT "PLEASE WAIT--CALCULATING"
90 X = 364 * INT ((Y - 50) / 4) + 365 * ((Y - 50) - INT ((Y - 50) / 4)) + DA
100 PI = 3.141592:A = PI / 180:C = A * .9856:B = 180 / PI:D = 99.2 * A:E = D + C * X
110 IF E < PI * 2 THEN HOME : VTAB (11): HTAB (15): PRINT "STILL CALCULATING": GOTO 130
120 E = E - PI * 2: GOTO 110
130 E = SIN (E - A * 105) * 1.9 * A + E:F = A * 1.602:G = A * 80.85:H = G + F * X
140 IF H < PI * 2 THEN GOTO 150
142 H = H - PI * 2: GOTO 140
145 PRINT H;" ";
150 H = H + SIN (H - A * 135) * .8 * A
160 J = SIN (H - A * 232) * .0055 + .7233
170 K = H - E:I = SIN (E - A * 195) * .016 + 1:M = - PI / 2
180 L = SQR (J * J + I * I - 2 * J * I * COS (K))
185 HOME : VTAB (11): HTAB (15): PRINT "PATIENCE IS GOLDEN..."
190 N = SIN (K) * (J / L) + SIN (M)
195 IF N > -.3 AND N < -.2 THEN VTAB (11): HTAB (15): PRINT " HANG IN THERE....."
197 IF N > -.2 THEN VTAB (11): HTAB (4): PRINT "BELIEVE IT OR NOT, I'M STILL WORKING!"
200 IF N < 0 THEN M = PI / 3600 + M: GOTO 190
202 R = M * 12 / PI
210 HOME : PRINT "THE RELATIVE LOCATION OF VENUS "
215 PRINT "IS";M * B" DEGREES FROM THE SUN"
220 PRINT "=TO ";R;"HOURS FROM THE SUN": END
```

A series of BASIC astronomical calculation programs for ephemeris of comets and minor planets, locations of celestial objects, and altitude and azimuth of the sun appeared in *80 Microcomputing*, October 1983.

Gardening

Writing a garden analysis program for one-time use would not be a practical idea, but your friends and neighbors could use such a program, and you may be able to sell the completed software to a local garden supply store. A complete analysis program is more complicated than it appears on the surface, no pun intended. These are some of the factors to consider:

1. pH, water, soil density, and sunshine levels of the plot.
2. Desired pH, water, soil density, and sunshine levels for the plants to be planted.
3. Nitrogen, phosphorus, and potassium contents in the soil compared to plant requirements.
4. The size of the garden.

Proper planning will allow you to position certain vegetables that ward off insects next to others that need this protection. The space needed between adjacent plants should also be considered. Specific plant requirements and the harvest times of the vegetables could be printed, along with a graphic presentation of the garden plot:

```
BEETS .....
CORN -----
RADISHES ::::::::::::::::::::::::::::::::::::
TOMATOES -----
```

Additional outputs could explain how to form a compost heap and how to use fertilizer. One gardener uses his personal computer to track insecticide and herbicide application, precipitation dates and amounts, temperature, and chores to be done. Tables of times to plant, spray, and prune can also be stored for ready reference and to simplify planning.

Sports

A file of team and player statistics, player's

names and numbers, and other sports information could be stored on the computer (preferably on floppy disk) for quick retrieval by the television sports fan. Sports statistics could be compiled, graphed, and analyzed. Probability forecasting of score and point spread based upon past performance of opposing teams could be accomplished. The computer could also "learn" from its mistakes, retaining the outcomes of many games in memory.

At local sporting events a microcomputer could be useful in maintaining scores, team records, and player records or statistics as the game progresses (for use by the announcer or for permanent records).

A series of elapsed-time computations could be accomplished efficiently with the proper program. A programmable calculator could serve as a digital stopwatch as well.

Bowling, golf, and other sports involving the tedious calculation of averages and other statistics for a league are well-suited for computer book-keeping. Sell such a computer service or offer it gratuitously to your local bowling alley or golf course.

Gambling

Your computer could become a helpful advisor for those who play poker and various other card games. All information available (for example the cards in your hand and the amount of the bet) would be input before each round, and an analysis based upon the laws of probability could determine your best move. (Perhaps your opponents would object to this advantage!). For example, these are the probabilities for obtaining particular poker and bridge hands:

Royal flush	649,739 to 1
Straight flush	72,192 to 1
Full house	693 to 1
Flush	508 to 1
One pair	1.37 to 1
Straight	254 to 1
13 card suit	158,753,389,899 to 1
12 card suit	367,484,698 to 1
Nine honors	104 to 1

Yarborough— no honors	1,827 to 1
Four aces/four of a kind	378 to 1
Three of a kind	47 to 1
Two Pair	21 to 1
One Pair	2 to 1
Nothing of Interest	2 to 1

These probabilities were in part computed by the use of the formulas for combinations and permutations. The number of combinations of n things taken four at a time is designated by

$${}_n C_r = \frac{n!}{(n-r)!(r!)}$$

and the number of permutations of n objects taken r at a time, ${}_n P_r$ is

$${}_n P_r = \frac{n!}{(n-r)!}$$

The mathematical concept of *expectation* is very useful in determining when to drop out of a poker hand or other gambling operation.

Expectation = probability times winnings

For example, suppose a poker player plans to call a bet of \$2, which would increase the pot (potential winnings) to \$14. If he can see from the exposed cards that his probability of winning is .4, his expectation is $.4 \times \$14 = \5.60 , for which he must pay \$2. Since the expectation is worth more than the purchase price, he should call the bet. This is but one concept to incorporate with a betting analysis program.

Other forms of gambling (for example, football betting and jai-alai) may be computer-analyzed based upon past performances of the opponents and a confidence level established to conservatively pick the winner/point spread. Statistics to be incorporated in a database could include each team's win/loss record, the coach, the location (home or away), the playing surface, and each team's record

against the point spread. A complete computer analysis of hundreds of games played from any one sport could yield a system for predicting future outcomes through the use of statistical cross-correlation between all variables.

Fishing

Potential applications for serious fishermen include the following:

1. The analysis of weather patterns and times in order to forecast the ideal time to fish.
2. The recording of weight and species of catch, locations fished, weather, tides, depth and temperature. Use this statistically correlated data for future reference. A portable microcomputer with an A/D converter could gather some of this data automatically. One lobster fisherman has statistically analyzed his placement of lobster traps on his microcomputer to optimize his catch.
3. The computation of high and low tide times and time of sunrise/sunset.

The computation of times of sunrise/sunset and high and low tides. Pilots as well as fishermen will find a sunrise/sunset calculating program useful. To keep such a program as simple as possible, tide or sunrise data from previous days could be entered to eliminate highly technical calculations. The times for future sunrises or sunsets may then be projected by linear regression or moving average calculation.

For those inclined to astronomical calculations, no pun intended, the time of sunrise/sunset may be more accurately calculated by consideration of the changing inclination to the sun and time of rotation for the earth.

Biorhythms, Astrology, and the Psychic

Those involved in exploring the more controversial aspects of human existence will also find the microcomputer useful.

Biorhythms. Biorhythms are supposedly the cycles in emotional, physical, and intellectual states governing everyone's behavior. Dozens of computer programs have been written to generate personalized biorhythm charts, yet interesting ad-

ditions could be included. Potential innovations include the following:

1. Plotting or numerically comparing the biorhythms of two or more friends or a family.
2. Computing the average of all three biorhythmic cycles.
3. Generating a biorhythm chart in the form of a standard calendar.
4. Judging the reliability of biorhythms by objectively analyzing your three states at the end of each day and making a statistical comparison, and plotting this data versus your biorhythm.
5. Investigating the use of histograms and other means of presenting data to output biorhythms in a more favorable format, including artistic designs.
6. Comparing the reliability of your standard biorhythm to one beginning with your estimated date of conception.

Astrology. The determination of the alignments of the planets and the sorting of astrological data are best done with a computer. Horoscopes, interpolation midpoints, aspects, and Placidus house and astropoints calculation may be done. Tarot, I-Ching, and Numerology may be accomplished in a similar manner.

The psychic. Purely for entertainment, “psychic” and “ESP” programs have been written using random number generators; can you predict the computer’s choice of a card or number?

Additional Hobby Application

Hobbyists will find microcomputers useful in all the following areas:

Designing recreational vehicles. A hang glider or ultralight enthusiast considering designing a new aerofoil could find a detailed computer-simulated wind tunnel test beneficial. The proposed design could be mathematically described to the computer, and an aerodynamic simulation of this magnitude could only be done by someone with

a good background in aerodynamics. Similar simulations could be applied to boats and other recreational vehicles.

Model building. A simple, time-saving program could calculate the scaling factor for model builders by dividing the length of the model by length of the object to be modeled. Next, each dimension of the object would be input, and the corresponding dimension for the model would be calculated by multiplying the original dimension by the scaling factor.

Model railroading. Model railroading enthusiasts with a large layout may wish to automate the trains, lights, switches, and so on with a controlling microprocessor. One hobbyist went so far as to print train schedules and tickets, and analyze freight business on his personal computer.

Scuba diving plan. A simple program could calculate one of these four parameters, given the other three:

1. Time underwater in minutes = TVW
2. Surface air consumption rate in cubic ft/min = S
3. Depth in feet = D
4. Total air volume of tank in cubic feet =

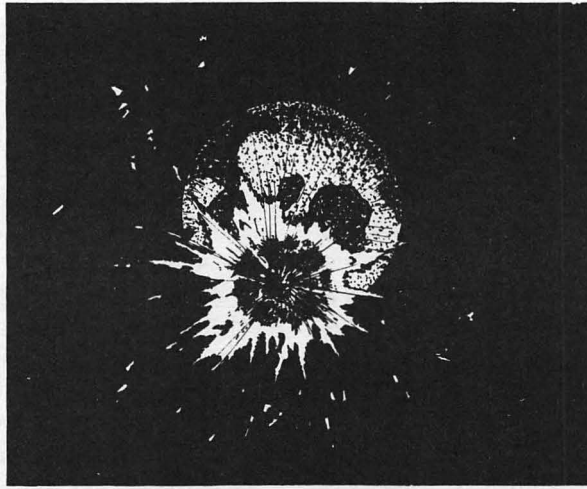
TAV

$$\frac{33 \cdot \text{TAV}}{D \cdot S} = \text{TUW}$$

Geneological storehouse. A few hobbyists have obtained a sufficient amount of geneological information such that a personal computer is necessary to file and update the information. In addition, having specified characteristics of each family member instantly available eases the task of further geneological research.

Aquarium maintenance. One hobbyist uses his computer to compute amounts of chemicals necessary to maintain a seawater aquarium environment. Complex calculations are necessary to obtain exact values over a range of temperatures and conditions.

Chapter 7



Games and Recreational Applications

According to polls, the most popular application of personal computers is games, with over 60 percent of owners claiming this to be their primary application. Although this percentage may decline with the advent of inexpensive, easy-to-use software for other purposes and the burgeoning computer networks, games will continue to be one of the most popular applications.

Games are not only fun, but they often have the added benefit of being educational. The child (or adult!) can hone his skills of eye-hand coordination and develop abilities to react creatively, solve problems logically, and make decisions. Games are often the best learn-to-program challenges for the beginner, yet the professional programmer may even find himself defeated in attempting to write complex game programs (for example, chess or Go). Games encourage imaginative and constructive programming and responses.

There are at least eight major categories of games that have been adapted to the computer:

1. Fantasy and adventure games: stemming from the popular college game, *Dungeons and Dra-*

gons, fantasy and adventure games lead you step by step through an imaginary world to find a special treasure, to solve a mystery, or to outfox an evil wizard. However, you must figure out how to overcome or go through the many obstacles assigned to prevent your success in this elaborate puzzle. You can type simple commands, such as "go east" in English, and the computer will describe where you are and what the situation is after each command. The more elaborate adventure games may use vivid graphics to draw the scene and even use voice output. Another series of programs called interactive fiction allows you to interact with the characters and situations in a story.

2. "Video" games: games of this kind usually involve a live action, shoot-em-up approach, pitting you, for example, as the sole champion of a ship or planet versus the rest of the universe, which is invariably out to get you. If you begin to be successful, of course the battle conditions deteriorate and the battlefield fills with increasingly difficult targets to hit. This genre is

the most popular form of computer game and a challenge to your eye-hand coordination; all manner of competitions are available.

3. Strategy and battle games: for those who prefer a more enlightened approach to gaming, strategy games offer complex rules and tactics to employ in fighting battles against a computer or a human opponent. They often make use of excellent computer graphics displaying a battlefield and tokens representing forces on each side.
4. Card games: care to play bridge with three computerized opponents? The computer has also been programmed to play poker, gin, Kalah, Tripoli, solitaire and many other card games. Card tricks, bridge tutors, and poker betting systems have also been programmed.
5. Board and word games: included in this group are the old favorites of chess, backgammon, and checkers and the new-fangled Clue™, Monopoly™, Boggle™, and Scrabble™. Some of the word games may be equipped with vocabularies of up to 90,000 words. Chess, checkers, and backgammon programs can already compete at the master level, and it is only a matter of time before they become reigning world champions.
6. Gambling games: all the games in Vegas, from one-armed bandits to roulette, have been adapted to the personal computer. For those who take gambling seriously, programs are available to perform complex handicapping analysis for horse racing and football games and to do the calculations necessary for the prediction of other sporting events.
7. Sports games: football, baseball, auto racing, skiing, and numerous other sports have been computerized and often include live action with complex graphics.
8. Party games: many popular party games, from charades to spin the bottle, have been programmed. For those willing to take the advice of a computerized sex analyst, several commercial programs will ask you and your mate a series of questions and then determine the optimum "interlude," for which it provides explicit instructions.

BOARD AND STRATEGY GAMES YOU CAN PROGRAM

Although most of the popular live-action or real-time games on the market required hundreds to thousands of man-hours to develop, many nonanimated games can be written by the beginner and are sometimes just as entertaining as the more complex games. A sampling of game ideas to tackle in BASIC follows; some would require less than 30 program lines, and others are more difficult, possibly requiring hundreds of lines.

Board and Logic Games

Many popular board and logic games take on an added dimension when computerized, especially if the computer is programmed to be the opponent. Some of the many possibilities include the following games:

Tricolor. Tricolor is a game played on a hex board with hexagonal cells colored red, white, and blue (or different shades). An actual playing board should be used in the computerized version, because creating a board display on a video screen would be difficult.

Each player begins with 18 pieces. Those of one player are white; those of the other are black. At the start of the game, white places his pieces on

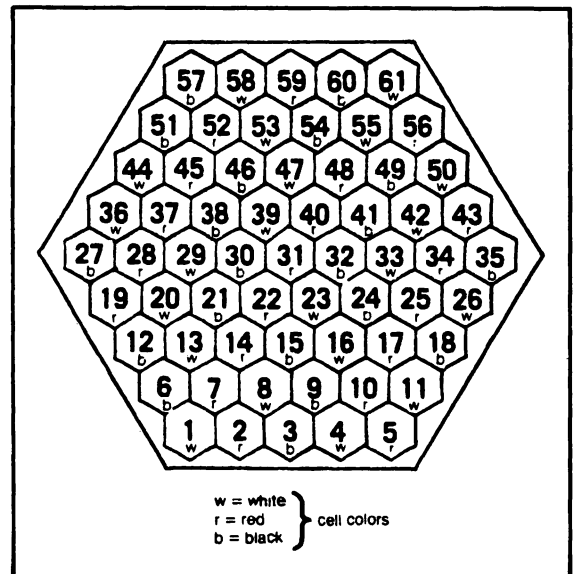


Fig. 7-1. The Tricolor game board.

hexes 1-18, and black on hexes 44-61 as shown in Fig. 7-1.

The pieces are called stacks because you can place more than one piece together to form a stack. The range of a stack, that is, the maximum number of cells it can traverse in any one direction is a single move, is determined by the number of pieces in the stack; one cell for a single piece, two cells for a stack of two pieces; and three cells for any larger stack.

The combat strength of a stack depends upon both the number of pieces it contains and the color (or shade) of the cell on which it rests. Taking the strength of a single white piece on a white cell as the unit, the strength of a stack of two pieces on a white cell is two units, and the strength of any larger stack on a white cell is three units. The strength of a stack on a black cell is twice what it would be on a white cell, and a stack on a red cell is worth three times as much as it would be on a white cell.

Players take alternate turns, each moving a single stack along a diagonal or horizontal line as far as he wishes, within the range of the stack. The entire stack or only a portion of it can be moved; the number of pieces in the part moved determines the strength of the stack. Occupied cells may not be jumped, but a player may move his stack to a cell occupied by another stack owned by himself or by the opponent. If the stack is his own, the stacks are merged. If the opponent owns the other stack, an "attack" has been initiated, and the disposition of pieces is as follows: a stack may attack an opposing stack only if it is stronger (contains more pieces). If it is more than twice as strong, the opposing stack is "killed," and all hostile pieces in the stack are removed from play; friendly pieces are added to the winning stack. If the attacking stack is not more than twice as strong, it "captures" the opposing stack by combining it with itself. If a capture or kill can be made in a player's turn, it must be made. The game ends with the capture or killing of all of one player's pieces.

Black Sheep. Black sheep is played on a chessboard between two players, one "white" and the other "black." White begins the game with four

white checkers that are placed on the four black squares on one side of the chessboard. Black uses one black checker and places it on either of the middle black squares on the opposite side of the board. The white pieces may only move forward to the opposite side; black may move forward or backward. Both colors may only move one square at a time and only on the diagonal.

Black moves first and then moves alternate. The object for black is to reach the opposite side of the board without being "trapped" (surrounded by white pieces in such a way that there is no adjacent diagonal unoccupied square to move to). The objective for white is to trap black before it reaches the other side of the board. Apparently, no one has determined a winning strategy for this game; thus it would be challenging to develop a heuristic strategy for the computer to play either side.

Jam. In this simple, yet challenging game, the small circles in the diagram in Fig. 7-2 represent cities; the lines represent roads. Each road has a designated number. Players alternate turns choosing one of the nine roads as their own property. The winner is the first to own three roads that connect directly with any one city. The game may be won

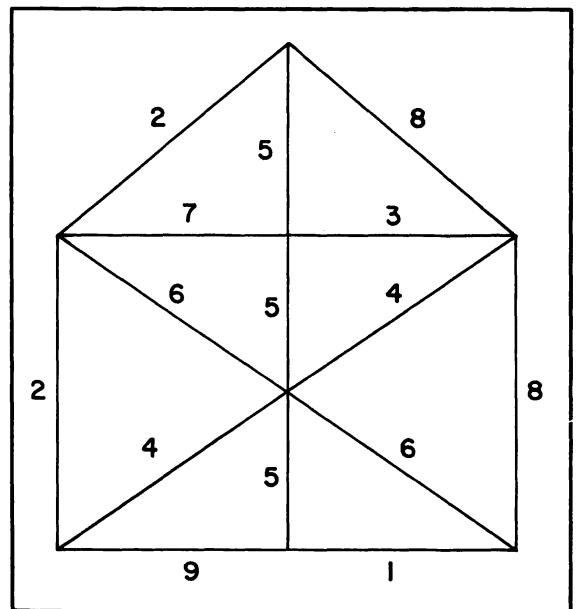


Fig. 7-2. The Jam game board.

with a mathematical strategy similar to that used in tic-tac-toe.

Hot. "Hot" is a clever variation of tic-tac-toe. The following words are listed on a computer screen: TANK, WOES, SHIP, WASP, HOT, BRIM, HEAR, FORM, TIED. Players take alternate turns picking one word from the list; words are removed from the list as they are chosen. The first player to pick three words that contain the same single letter is the winner.

The game may be analyzed by the computer in the same manner as tic-tac-toe, if the words are arranged on the board as in this diagram:

SHIP	BRIM	TIED
WASP	HEAR	TANK
WOES	FORM	HOT

By choosing three words in a row horizontally, vertically, or diagonally, a player can win the game. Thus, the strategy for play is the same as in tic-tac-toe, except the player that does not know these congruencies is at a disadvantage.

Bridge-it. In the game of Bridge-it, the first player is designated as 0 and the second player as X. Using the grid shown in Fig. 7-3, putting a connecting line between two horizontally or vertically adjacent markers of the player's symbol. The 0 player attempts to form a connected "bridge" from the top to bottom of the board, while the X player attempts to form a bridge from the left to right side of the board. The first to form a bridge wins the game.

A winning strategy exists for this game as illustrated in Fig. 7-4. For the 0 player to win, he

	1	2	3	4	5	6	7	8	9	10	11
1		0		0		0		0		0	
2	X		X		X		X		X		X
3		0		0		0		0		0	
4	X		X		X		X		X		X
5		0		0		0		0		0	
6	X		X		X		X		X		X
7		0		0		0		0		0	
8	X		X		X		X		X		X
9		0		0		0		0		0	
10	X		X		X		X		X		X
11		0		0		0		0		0	

Fig. 7-3. The Bridge-it game board.

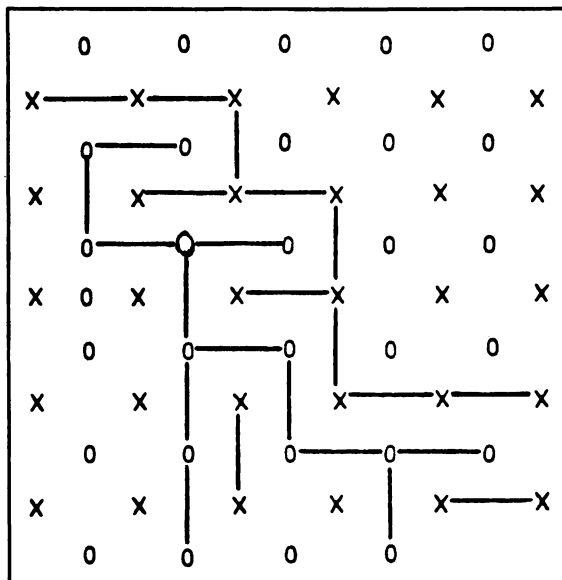


Fig. 7-4. The Bridge-it game board showing a win by X.

should put his first line between the 0s at positions 9, 2, and 11, 2 as shown in Fig. 7-5. The game may be won by the 0 player if the following strategy is used. Whenever X joins a connecting line, the line will touch one of the dotted lines or semicircles in Fig. 7-5. 0 should draw a connecting line between two 0 markers such that the line will touch the end of the dotted line just touched by the line drawn by X following each X turn. In this manner, 0 will inevitably win.

Hex. Hex is a game similar to Bridge-it, but the game has not been solved such that a win is always certain. For this reason, hex would probably be more interesting to play against a computer. A heuristic strategy similar to that used in Bridge-it could be employed.

One game of Hex is played on a board composed of hexagons, with eleven hexagons on each side (although other sizes have been used). Two opposite sides of the board are named black, while the other two are named white, as shown in Fig. 7-6. The hexes at the four junctions between sides are neutral. One player has black pieces, the other player has white. Alternate turns are taken, with each player placing one of his pieces on any unoccupied hexagon. The object for both players is to

complete a continuous chain of his pieces between the two sides labeled by his color. The game is mathematically solvable on boards with certain dimensions. For an interesting discussion of winning strategy and Hex variants, the reader is referred to *The Journal of Recreational Mathematics*, Vol. 8(2), 1975-1976, p. 120.

Cross Capture. Cross Capture is played on a chess board. At the start of the game, a set of randomly distributed letters or numbers is put on the board (video display), with no more than one character per square. Most of the board remains empty. A sample board is shown in Fig. 7-7. Players take turns choosing one of the letters, and all other letters on the board that fall in a given category become property of that player. One category may be defined as all the letters in the same horizontal, diagonal, or vertical row as the chosen letter or as all the letters within a certain proximity to the chosen letter (for example, one space away). The player who possesses the most letters at the end of the game is declared the winner.

Tic-tac-toe variation. An interesting tic-

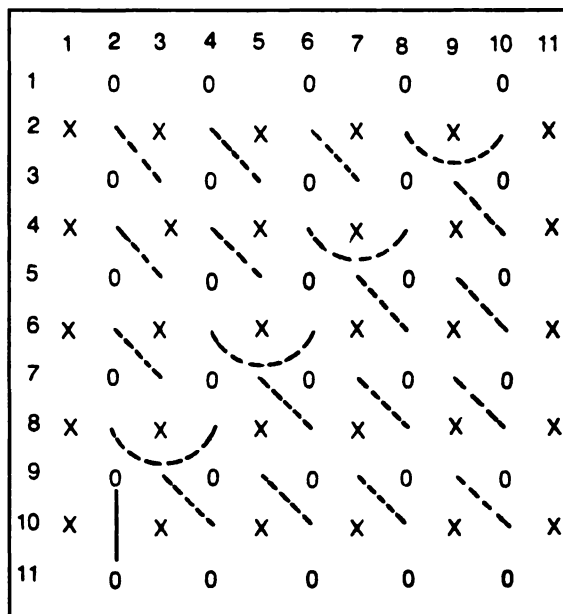


Fig. 7-5. The Bridge-it game board showing a winning strategy.

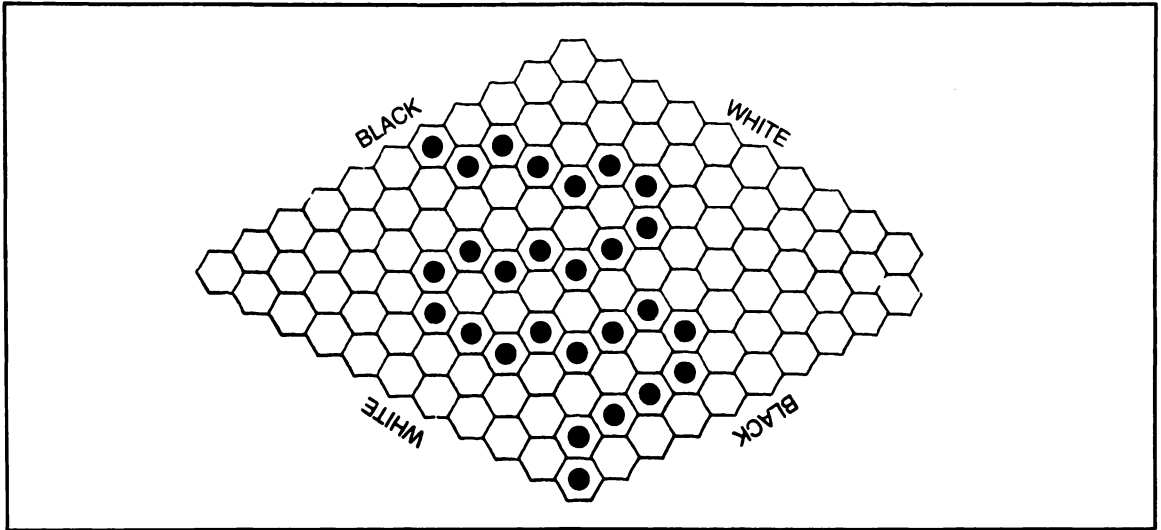


Fig. 7-6. The Hex game board.

tac-toe variation is played as follows. Each player puts his three pieces on a tic-tac-toe board such that piece ownership alternates around the periphery of the board. Following this setup, each player is allowed to move one of his pieces to an adjacent square. The winner of the game is the first to make three-in-a-row.

Tuknanavuhpi. Tuknanavuhpi is a Hopi Indian chase game played on a 4×4 board with diagonals drawn in each of the 16 squares. Pieces move on the points where lines meet on the board, not on the squares. There are two players; each one has 20 pieces placed on the board as indicated in the diagram in Fig. 7-8. The middle of the board is initially empty.

Players take alternate turns moving their pieces in any direction along the lines on the board, from one intersection to another adjacent intersection. As in checkers pieces are captured by jumping over any of the opponent's pieces. The winner is the player who has captured all of his opponent's pieces.

Many other games popular in other cultures but undiscovered in the United States are well-suited to be computer games. These include Teekso, Hasami Shogi, Dreidel, Bell and Hammer, Asalto, Yofe, Ur, and Alquerque, which are referenced in game encyclopedias.

Nim. The game of Nim has become a very popular computer game. The rules are simple. From a pile of any number of items (13 is the usual number), players take turns picking one, two, or three items. The player forced to pick up the last item loses the game. A winning strategy for the second player is to ensure that with every move you leave the pile with the number of objects equal to 9, 5, or 1. The program in Listing 2-1 plays and explains a variant of Nim. You can adapt it to play the Nim variations explained below.

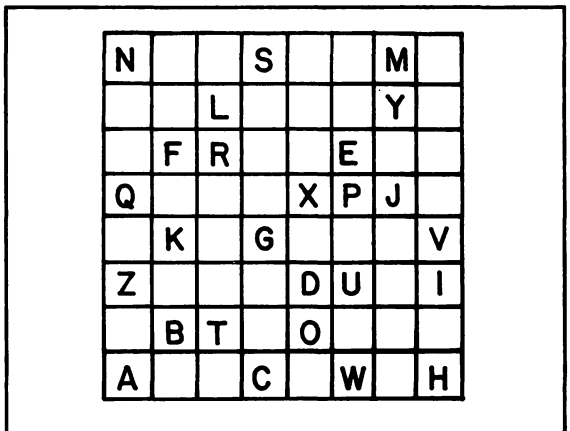


Fig. 7-7. A sample Cross Capture game board at the start of a game.

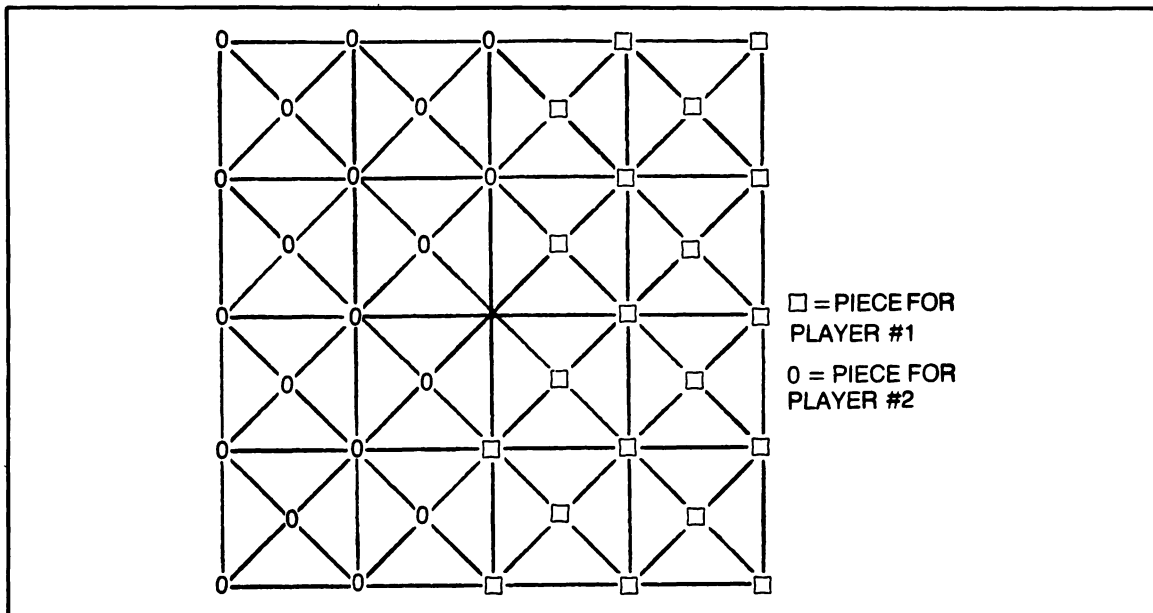


Fig. 7-8. The Tuknavapi game board.

Listing 7-1: The Nim Program

```

10 HOME
100 PRINT "THIS PROGRAM PLAYS THE GAME OF NIM."
105 PRINT "ASSUME THAT THERE ARE 25 STICKS "
110 PRINT "IN A PILE. THE PLAYERS TAKE"
120 PRINT "TURNS REMOVING 1,2,3,OR 4 STICKS FROM"
125 PRINT "THE PILE. THE PLAYER WHO IS FORCED "
130 PRINT "TO TAKE THE LAST STICK LOSES."
140 DIM C$(5),L$(5),W$(5)
150 FOR X=1 TO 5:READ C$(X):NEXT:FOR X=1 TO 5:READ L$(X):NEXT
160 FOR X=1 TO 5:READ W$(X):NEXT
170 PRINT
190 PRINT "DO YOU WANT TO GO FIRST";
200 INPUT Q$
210 PRINT
230 X=25
240 IF Q$>="Y" THEN 300
250 PRINT "I CHOOSE 4 STICKS."
260 PRINT "THERE ARE NOW 21 STICKS LEFT."
270 X=21
280 PRINT
300 FOR I=1 TO 10
310 GOSUB 380
320 IF X=1 THEN 650
330 IF X<1 THEN 760
340 GOSUB 490
350 IF X=1 THEN 760

```

```

360 NEXT I
370 REM---NUMBER OF STICKS OPPONENT TAKES---
380 PRINT "HOW MANY STICKS DO YOU WANT";
390 INPUT N
400 IF N<>INT(N) THEN 450
410 IF N<1 THEN 450
420 IF N>4 THEN 450
430 X=X-N
440 RETURN
450 PRINT C$(INT(RND(1)*5+1))
460 PRINT
470 GOTO 380
480 REM---NUMBER OF STICKS I TAKE-----
490 N=X-5*INT((X-1)/5)-1
500 IF INT((X-1)/5)<>(X-1)/5 THEN 520
510 N=INT(RND(1)*4+1)
520 X=X-N
530 IF N>1 THEN 560
540 PRINT "I CHOOSE 1 STICK."
550 GOTO 600
560 PRINT "I CHOOSE";N;" STICKS."
570 IF X>1 THEN 600
580 PRINT "THERE IS 1 STICK LEFT."
590 GOTO 610
600 PRINT "THERE ARE NOW ";X;" STICKS LEFT."
610 PRINT
630 RETURN
640 REM-----HE WINS-----
650 PRINT L$(INT(RND(1)*5+1))
660 PRINT
690 PRINT
700 PRINT "LET US PLAY ANOTHER GAME."
710 PRINT "SINCE YOU WENT FIRST LAST TIME,"
715 PRINT "I WILL GO FIRST."
720 PRINT
740 GOTO 250
750 REM-----I WIN-----
760 PRINT W$(INT(RND(1)*5+1))
770 F=F+1
780 IF F>5 THEN 950
790 PRINT
810 PRINT "DO YOU WANT TO PLAY ANOTHER GAME";
820 INPUT R$
830 IF R$>="Y" THEN RESTORE:GOTO 160
840 REM--REMARKS IF OPPONENT TAKES ILLEGAL NUMBER OF STICKS-----
850 DATA I THINK YOU ARE TRYING TO CHEAT!
860 DATA I CANNOT ALLOW THAT.,DID YOU READ THE DIRECTIONS?
870 DATA DO NOT TRY THAT AGAIN, WHY NOT GIVE UP?
880 REM--REMARKS IF OPPONENT WINS-----
890 DATA HOW LUCKY CAN YOU GET, YOU ARE BETTER THAN I EXPECTED
900 DATA I WAS NOT PAYING ATTENTION
910 DATA I CAN BEAT YOU--WATCH THIS,NOBODY IS PERFECT
920 REM-----REMARKS IF I WIN-----
930 DATA THE GOOD GUYS WIN AGAIN, I GUESS I WON, YOU LOSE
940 DATA I MUST BE SUPERIOR,NOW DO NOT GET ANGRY
950 END

```




Fig. 7-9. A sample Rectangular Dominoes game.

Nim Variations. Here are a few games that can be mathematically analyzed in a manner similar to the way Nim has been analyzed

- Rectangular dominoes: players take turns placing dominoes on a chess-type board or a board of arbitrary size (8×8 is fine). The board is of a size such that a domino placed horizontally or vertically on it will cover up exactly two squares. The first player places his dominoes horizontally, the second player places his vertically; dominoes may not overlap. The winner of the game is the player who makes the last possible move. Figure 7-9 shows a sample game.
- Welter: the board for this game consists of an arbitrary number of squares in one line (usually about twenty). An arbitrary number of tokens are randomly placed in the squares, with only one token in each square (there are usually about five tokens). A sample game is shown in Fig. 7-10. Players take turns moving a single token to any

unoccupied square to the left, jumping over other tokens if desired. The player who makes the last move wins the game.

- Traffic Jam: the game board in Fig. 7-11, represents one-way roads between towns. An arbitrary number of vehicles are placed on the board to set-up the game. Players take turns moving one of the vehicles in the proper direction from one town to an adjacent town. The game continues until a traffic jam develops, in which no further

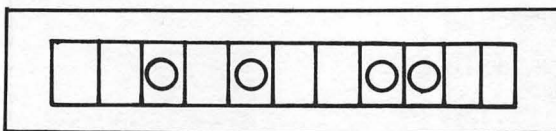


Fig. 7-10. A sample Welter game.

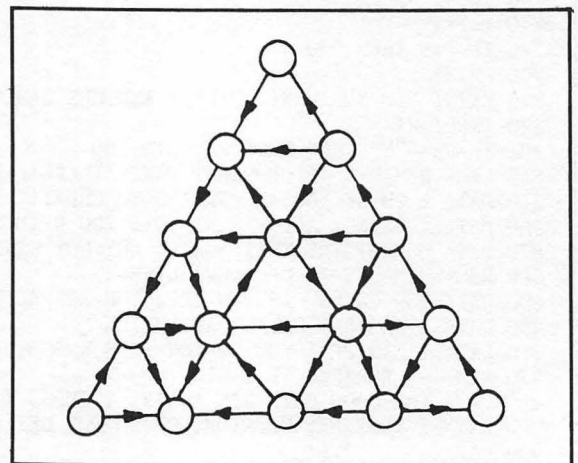


Fig. 7-11. The Traffic Jam game board.

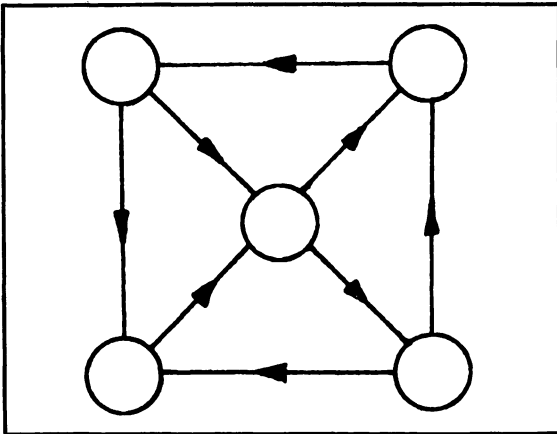


Fig. 7-12. The Innocent Marble game board.

moves are possible; the player who makes the final move is declared the winner.

- **Innocent Marble game:** in this game, either zero, two, or four markers may be placed in the circles on the game board shown in Fig. 7-12; only one marker may be in any one circle. Players take turns moving any one marker from one circle to an adjacent one, in the directions of the arrows. Whenever a marker is moved to a circle that is already occupied, both markers are removed from play. The winner is the player making the last possible move.
- **Tsyanshidzi:** this is the Chinese national game in which players may select from two piles of objects either an arbitrary number of objects from one pile or the same number of objects from each pile, but no fewer than one object from each pile. As always, the player taking all remaining objects wins. This game requires a more complex analysis than the simple game of Nim does.
- **Acey-ducey:** in this game the computer “shuffles” a card deck and deals two cards. The player then bets against the computer, wagering that the next card dealt will fall in between the first two cards in rank. Can you determine the mathematical strategy behind a winning program?

Neutron. Neutron is a two-player game played on a 5×5 grid, as shown in Fig. 7-13. At the start of the game, White owns the five pawns at the top, and Black the five pawns at the bottom. The

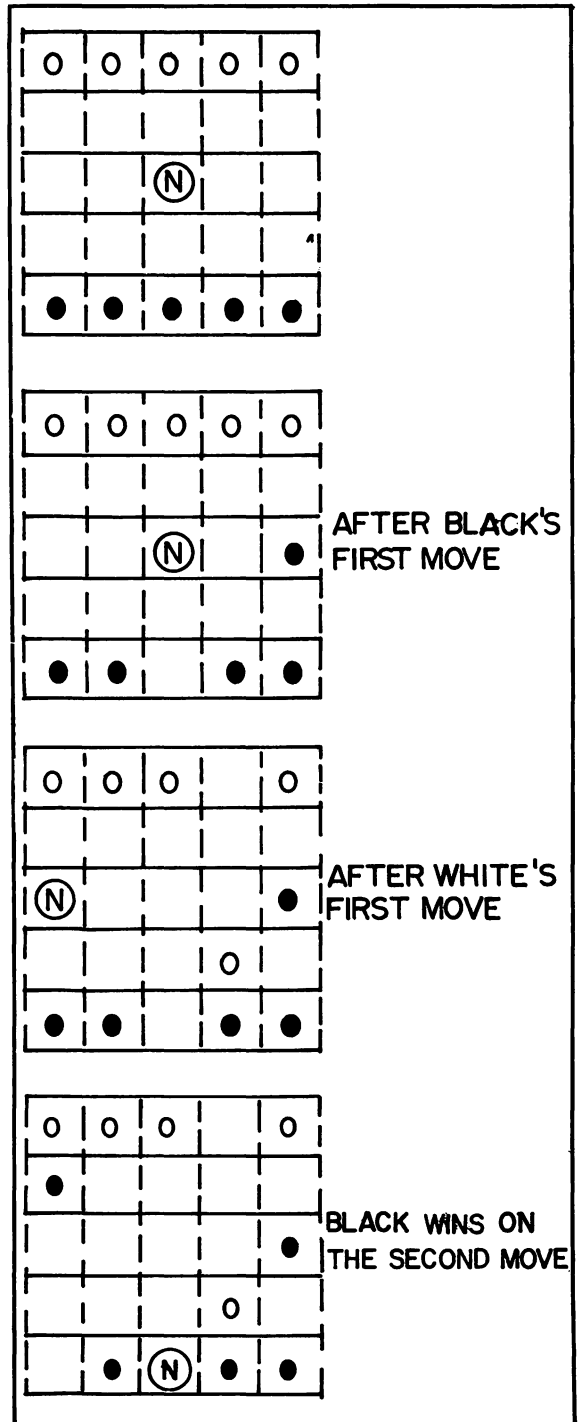


Fig. 7-13. The Neutron game board.

neutron (n) begins at the center and is neutral. Each turn has two parts: first, the player must move the neutron in any one direction, and then the player must move one of his pawns in any direction. The winner is the first to maneuver the neutron to his back row, whether moved by himself or by forcing the opponent to do so. You can also win by stalemating an opponent—that is, by trapping him so that he can not complete his turn. For instance, if Black can completely surround the neutron with his pawns so that White can not complete his turn, Black wins. There is another thing to remember: any time a pawn or neutron is moved, it *must* be moved as far as it can go in a straight line (within the game board confines). A piece stops just before it reaches another piece of wall. Also, to even things out, White moves first but does not move the neutron on this first turn. A program to play Neutron would be based on tree-searching principles, as described in most artificial intelligence books and in the *Etudes for Programmers* (Wetherell, Prentice-Hall, 1978). This would be an ideal prelude in programming for those interested in computer chess.

Hexpawn. This game was first introduced by Martin Gardner in *Scientific American* (Volume 200, No. 3). The game is played on a 3×3 grid as in tic-tac-toe. The two players each place their three pieces as shown in the first diagram in Fig. 7-14. The pieces move in a manner similar to the way pawns move in chess, that is, they move one space diagonally to capture and remove an opponent's piece. Players alternate turns, and the winner is the first player to reach the opponent's side of the board with a piece or the remaining player when the opponent has no legal move.

Hexpawn presents an excellent opportunity to write a program that learns as it plays, because the number of different ways to play is small. Consider the game shown in the third diagram in Fig. 7-14. The computer must choose between one of the four moves indicated. If number 4 is chosen and leads to defeat, this information is stored and the mistake is not repeated in the future. The computer continues to randomly select legal moves, provided these moves have not proven fatal in previous games,

until it becomes a perfect player.

Countdown. How's your sense of timing? One or two players can test their skill with the computer serving as timekeeper and scorekeeper. First, the computer chooses and displays a random amount of time (say, from five to sixty seconds). Each player then presses a key when he or she

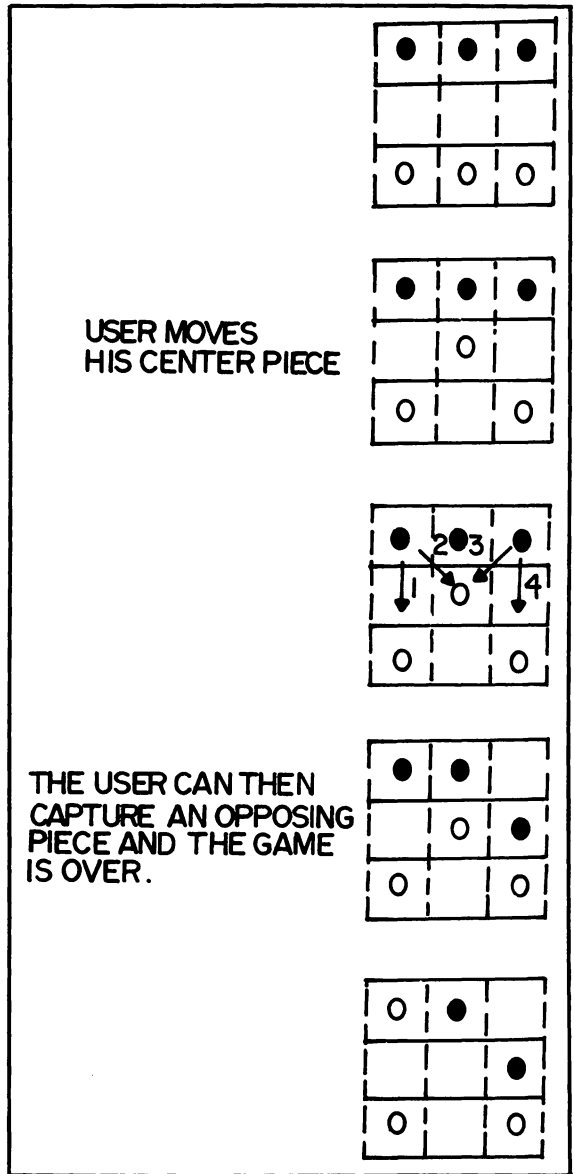


Fig. 7-14. The Hexpawn game board.

thinks that amount of time has elapsed. The person who is closer is declared winner. Computers can execute a FOR-NEXT loop while the time is elapsing and from the number of executions multiplied by a time factor, determine the time elapsed. A variation of this game could test reaction time of two players; as soon as the word GO is displayed, the two players race to push their own keys, and the computer determines who reacted faster.

Mill. Mill is a two player game using the board shown in Fig. 7-15. Players alternate turns, placing one of their nine pieces on any of the corners or intersections of lines on the board. The moment one player gets three pieces in line, he may remove an opposing piece, provided that piece is not part of three in a row already.

After each player's nine pieces are placed, they may be moved one at a time to a vacant and adjacent corner or intersection. If any other lines of three are formed, another opposing piece may be removed. If a player has only three pieces on the

board, he may move any one piece to any corner or intersection during his turn. The first player to be left with only two pieces is the loser.

Marked Square Game. In this simple game, the game board is a 9×9 grid. Players alternately mark one square with their initials. At the end of the game when all squares are filled, players receive 1, 2, or 3 points (respectively) for 3, 6, or 9 squares with their initials in a row; the player with the most points wins. The computer could serve as scorekeeper or opponent.

Star Fight

One of the earliest and most popular computer games is based upon the famous television series Star Trek. In this strategy game you are captain of the starship Enterprise, and you have been assigned the task of seeking and destroying a fleet of Klingon warships (usually around 20) that are menacing the United Federation of Planets. You are

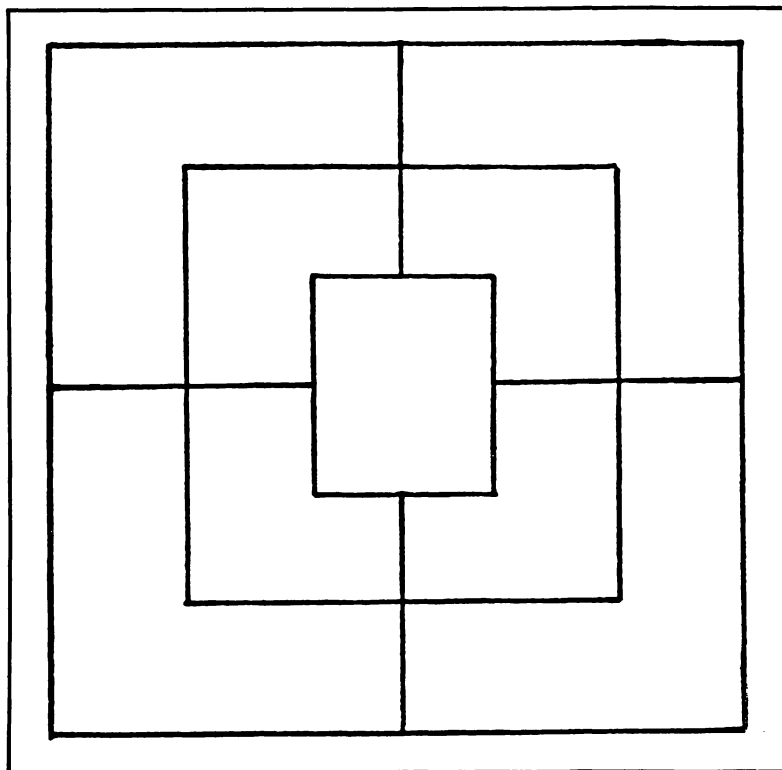


Fig. 7-15. The Mill game board.

given a specified number of stardates to complete your mission, lest the empire be destroyed. Fortunately, you have a few star bases for resupplying your ship, although you must find them. You are assigned a random starting position in the galaxy, which is divided into an 8x8 quadrant grid. Each quadrant is subdivided into an 8x8 section grid.

The program will explain the 12 command options, which include firing weapons, maneuvering, using clock devices, and heaven-forbid, self-destructing. The version in Listing 7-2 is one of the most complete in print and consumes about 20K of memory. Because it is written in BASIC, it can easily be modified until the universe is to your liking.

Listing 7-2: The Star Fight Program

```

1 HOME : PRINT "-----STAR FIGHT-----"
5 REM
9 H1 = 0:F = 0:R = 0:D2 = 0:D3 = 0:B1 = 0:B2 = 0:C = 0:C1 = 0:P = 0:S = 0
11 B$ = "PHASER BANKS"
13 C$ = "CLOAK ACTIVATED**"
15 K$ = "KLINGON "
17 E$ = "ENGINEERING REPORTS "
19 P$ = "PHOTON TORPEDOES "
21 D$ = ",DAMAGE REPORT-"
23 H$ = "HIGH ENERGY PLASMA BOLT"
25 G$ = "DAMAGED"
27 P3 = 1.5
29 R1 = 1
31 PRINT "SPACE--THE FINAL FRONTIER. THESE ARE THE VOYAGES OF"
33 PRINT "THE STARSHIP ENTERPRIZE, HER FIVE YEAR MISSION--"
35 PRINT "TO EXPLORE STRANGE NEW WORLDS, TO SEEK OUT NEW LIFE AND NEW"
37 PRINT "CIVILIZATION, TO BOLDLY GO WHERE NO MAN HAS GONE BEFORE."
39 PRINT "(SWISH, TRUMPETS)"
41 PRINT
43 PRINT
45 Q = INT (10 * RND (1))
47 PRINT "YOU ARE ON PATROL IN ARCTURUS SECTOR";Q;"WHEN YOU"
49 PRINT "PICK UP UNEXPECTED SENSOR READINGS, CONFIGURATION----"
51 PRINT " KLINGON BATTLE CRUISERS"
53 PRINT "DO YOU NEED A SUMMARY OF YOUR SHIP'S CAPABILITIES";
55 INPUT A$
57 IF A$ = "NO" THEN 91
59 PRINT "CAPABILITIES OF THE USS ENTERPRIZE."
61 PRINT "AFTER THE QUESTION MARK TYPE TWO DIGITS SEPARATED BY COMMAS"
63 PRINT "EXAMPLE:0,0. FIRST DIGIT IS THE OPTION."
65 PRINT " SECOND DIGIT IS THE SHIP TO ATTACK."
67 PRINT "COMMAND OPTIONS:1) FIRES PHASER."
69 PRINT " 2) FIRES SECRET WEAPON."
71 PRINT " 3) FIRES FRONT PHOTON TORPEDOES."
73 PRINT " 4) FIRES REAR PHOTON TORPEDOES."
75 PRINT " 5) FIRES HIGH ENERGY PLASMA BOLT."
77 PRINT " 6) ACTIVATES SELF-DESTRUCT."
79 PRINT " 7) FOR CHANGE OF WARP SPEED."
81 PRINT " 11) ACTIVATES CLOAKING DEVICE"
83 PRINT " 12) DEACTIVATES CLOAKING DEVICE"
85 PRINT " 13) TURNS SHIP 180 DEGREES."
87 PRINT " 14) DIVERTS POWER TO REPAIRS."
89 PRINT " 15) DIVERTS POWER TO WEAPONS."
91 PRINT

```

```

93 PRINT
95 PRINT "HOW MANY KLINGONS DO YOU WANT TO TAKE ON";
97 INPUT N1
99 N1 = INT (N1)
101 IF N1 > 0 THEN 107
103 PRINT "THE KLINGONS";
105 GOTO 111
107 IF N1 < 6 THEN 115
109 PRINT "THE KLINGONS ONLY"
111 PRINT "HAVE 5 BATTLE CRUISERS IN THIS QUADRANT"
113 GOTO 95
115 IF N1 = 1 THEN 125
117 IF N1 > 2 THEN 121
119 S = H(1) = H(2) = - 1
121 PRINT N1;"KLINGONS";
123 GOTO 129
125 PRINT N1;K$;
127 S = H(1) = - 3
129 PRINT "COMING INTO RANGE--SHIELDS ON"
131 PRINT
133 FOR I = 1 TO N1
135 R(I) = 400000 + ( RND (1) * 200000)
137 A(I) = 360 * ( RND (1))
139 PRINT "RANGE OF ";K$;I;"=";R(I);"KM. AT";A(I);"DEGREES"
141 NEXT I
143 S = 0
145 P3 = 1.5
147 R1 = 1
149 GOTO 363
151 M = D1 = N2 = 0
153 PRINT "YOUR MOVE: DIRECTED AT ";K$;
155 INPUT M1,K
157 K = INT (K)
159 M1 = INT (M1)
161 IF M1 > 0 THEN 167
163 GOSUB 959
165 GOTO 521
167 IF M1 > 16 THEN 373
169 IF K > N1 THEN 373
171 IF M1 < 14 THEN 175
173 ON (M1 - 13) GOTO 349,357,145
175 ON M1 GOTO 217,217,177,183,217,219,219,217,219,219,327,335
177 IF F > = 20 THEN 393
179 IF A(K) > 180 THEN 373
181 GOTO 187
183 IF R > = 10 THEN 403
185 IF A(K) < 180 THEN 373
187 IF R(K) < 200000 THEN 373
189 IF R(K) > 600000 THEN 373
191 IF H1 > = 9 THEN 373
193 IF C(K) = 1 THEN 373
195 IF N1 < > 1 THEN 201
197 N2 = 1
199 GOTO 219
201 PRINT "HOW MANY ";P$;" DO YOU WANT TO FIRE";
203 INPUT N2
205 N2 = INT (N2)

```

```

207 IF N2 > (N1 * 2) - 1 THEN 381
209 IF N2 < 1 THEN 381
211 IF C = 1 THEN 215
213 GOTO 217
215 IF N2 > 5 THEN 377
217 IF C(K) = 1 THEN 373
219 ON M1 GOTO 221,237,243,253,259,859,897,949,945,295,319
221 IF R(K) > 300000 THEN 373
223 IF A(K) > 180 THEN 373
225 IF H1 > = 8 THEN 373
227 N3 = 2 / M1
229 P = P + N3
231 GOSUB 959
233 N2 = N3
235 GOTO 445
237 IF R(K) > 300000 THEN 373
239 IF A(K) < 180 THEN 373
241 GOTO 225
243 F = F + N2
245 IF F > 20 THEN 387
247 P = P + N2
249 GOSUB 959
251 GOTO 445
253 R = R + N2
255 IF R > 10 THEN 397
257 GOTO 247
259 IF H1 > = 8 THEN 373
261 IF C = 1 THEN 373
263 IF R(K) < 100000 THEN 373
265 IF R(K) > 300000 THEN 373
267 B1 = B1 + 1
269 IF B1 > 5 THEN 407
271 P = P + 3
273 GOSUB 959
275 B = RND (1)
277 IF B > .7 THEN 283
279 IF B > .2 THEN 289
281 GOTO 513
283 PRINT "DIRECT HIT ON ";K$;K
285 H(K) = H(K) + 4
287 GOTO 475
289 PRINT "HIT ON ";K$;K
291 H(K) = H(K) + 2
293 GOTO 475
295 IF H1 > = 7 THEN 373
297 IF H1 < 5 THEN 373
299 PRINT "HOW MANY MILLION STROMS DO YOU WANT TO USE ";
301 INPUT P1
303 P1 = INT (P1)
305 IF P1 < 0 THEN 373
307 P = P + P1
309 GOSUB 959
311 H1 = H1 - (P1 * .5)
313 IF H1 > = 5 THEN 521
315 PRINT "SHIELDS FIRING UP"
317 GOTO 521
319 IF C = 1 THEN 373
321 C = 1

```

```

323 PRINT C$
325 GOTO 151
327 IF C = 0 THEN 373
329 PRINT "CLOAK DEACTIVATED"
331 C = 0
333 GOTO 153
335 IF C(K) = 1 THEN 373
337 IF A(K) < 180 THEN 343
339 A(K) = A(K) - 180
341 GOTO 345
343 A(K) = A(K) + 180
345 PRINT K$;K;"NOW AT";A(K);"DEGREES"
347 GOTO 153
349 R1 = 2
351 P3 = .5
353 PRINT "POWER DIVERTED TO REPAIRS"
355 GOTO 151
357 P3 = 2.5
359 PRINT "POWER DIVERTED TO WEAPONS"
361 GOTO 151
363 IF C < > 1 THEN 367
365 PRINT C$;
367 IF P3 = 2.5 THEN 359
369 IF P3 = .5 THEN 353
371 GOTO 151
373 PRINT "MOVE IMPOSSIBLE, TRY AGAIN"
375 GOTO 153
377 PRINT "WITH THE CLOAK ACTIVATED ONLY 5 ";P$;" MAY"
379 GOTO 383
381 PRINT "WITH";N1;"KLINGONS ONLY";(N1 * 2) - 1;P$" MAY"
383 PRINT "BE FIRED AT A TIME"
385 GOTO 151
387 F = F - N2
389 PRINT "ONLY";20 - F;"FORWARD ";P$;" LEFT"
391 GOTO 151
393 PRINT "OUT OF FORWARD ";P$
395 GOTO 153
397 R = R - N2
399 PRINT "ONLY";10 - R;"REAR ";P$;" LEFT"
401 GOTO 151
403 PRINT "OUT OF REAR ";P$
405 GOTO 153
407 PRINT "OUT OF ";H$;" S"
409 GOTO 153
411 PRINT "SECONDARY DILITHIUM CIRCUIT FUSED"
413 PRINT "IMPULSE POWER ONLY--LIMIT 2 MILLION STROMS"
415 PRINT "WARNING--IF CAPACITY OF IMPULSE ENGINE IS EXCEEDED, IT WILL IMplode"
417 C1 = 2
419 GOTO 427
421 PRINT "PRIMARY DILITHIUM CIRCUIT FUSED, SWITCHING TO SECONDARY"
423 PRINT "OVERLOAD CAPACITY FOR THIS CIRCUIT IS 10 MILLION STROMS"
425 C1 = 1
427 P = 0
429 IF M1 = 5 THEN 441
431 IF M1 = 3 THEN 437
433 R = R - N2
435 GOTO 153

```

```

437 F = F - N2
439 GOTO 153
441 B1 = B1 - 1
443 GOTO 153
445 FOR I = 1 TO N2
447 B = RND (1)
449 IF B > (R(K) * .0000005 + .55) THEN 457
451 IF B > (R(K) * .0000005 + .25) THEN 463
453 M = M + 1
455 GOTO 467
457 H(K) = H(K) + 2
459 PRINT "DIRECT HIT**";
461 GOTO 467
463 H(K) = H(K) + 1
465 PRINT "HIT**"
467 IF H(K) > = 8 THEN 473
469 NEXT I
471 IF M = N2 THEN 513
473 PRINT
475 IF H(K) < 6 THEN 479
477 F(K) = F(K) + 1
479 PRINT "DAMAGE TO ";K$;K;"IN THIS ATTACK--";
481 IF H(K) > 8 THEN 505
483 ON INT (H(K)) GOTO 485,485,489,489,493,497,501
485 PRINT "SHIELDS HOLDING, NO DAMAGE"
487 GOTO 515
489 PRINT "SHIELDS WEAKENING, MINOR DAMAGE"
491 GOTO 515
493 PRINT "ALL SHIELDS DESTROYED"
495 GOTO 515
497 PRINT B$;" DEACTIVATED"
499 GOTO 515
501 PRINT "ALL WEAPONS DEACTIVATED"
503 GOTO 515
505 PRINT
507 PRINT "*****";K$;K;"DESTROYED*****"
509 C(K) = 1
511 GOTO 521
513 PRINT "NEAR MISS"
515 IF F(K) < > 3 THEN 521
517 PRINT K$;K;"CAN NO LONGER REPAIR ITSELF"
519 F(K) = 4
521 IF H1 > = 9 THEN 527
523 P = P - P3
525 GOTO 529
527 P = P - P3 - .5
529 IF D > 4 THEN 589
531 IF P3 = 2.5 THEN 589
533 FOR I = 1 TO R1
535 Z1 = H1 - .5
537 IF Z1 > - 1 THEN 543
539 H1 = - 1
541 GOTO 545
543 H1 = H1 - .5
545 IF H1 = 9.5 THEN 549
547 GOTO 551
549 IF C1 < > 2 THEN 561

```

```

551 IF H1 = 8.5 THEN 565
553 IF H1 = 7.5 THEN 577
555 IF H1 = 6.5 THEN 581
557 IF H1 = 4.5 THEN 585
559 GOTO 587
561 PRINT "E$;"WARPENGINESREPAIRED"
563 GOTO 587
565 IF F < 20 THEN 569
567 IF R > = 10 THEN 573
569 PRINT E$;P$;" PROJECTORS REPAIRED"
571 GOTO 587
573 PRINT E$;" NORMAL POWER LEVELS RESTORED"
575 GOTO 587
577 PRINT E$;B$;" REPAIRED"
579 GOTO 587
581 PRINT E$;" SHIELDS RESTORED AT A LOW POWER      LEVEL"
583 GOTO 587
585 PRINT E$;" SHIELDS FIRING UP"
587 NEXT I
589 FOR K = 1 TO N1
591 IF C(K) = 1 THEN 707
593 IF C = 0 THEN 601
595 IF M1 = 0 THEN 631
597 IF H(K) > 5 THEN 635
599 IF F(K) > 2 THEN 635
601 IF R(K) < = 500000 THEN 605
603 IF H(K) < 7 THEN 621
605 IF R(K) > = 1000000 THEN 609
607 IF H(K) > = 7 THEN 635
609 IF R(K) > = 200000 THEN 613
611 IF H(K) > 6 THEN 635
613 IF R(K) > = 300000 THEN 617
615 IF H(K) < 6 THEN 653
617 IF R(K) > = 200000 THEN 621
619 IF T(K) < 10 THEN 691
621 IF H(K) < 6 THEN 625
623 IF T(K) = 10 THEN 635
625 R(K) = R(K) / 2
627 PRINT K$;K;"APPROACHING"
629 GOTO 709
631 PRINT K$;K;"DOING NOTHING"
633 GOTO 717
635 IF H(K) > = 7 THEN 641
637 R(K) = R(K) + 200000 + RND (1) * 100000
639 GOTO 643
641 R(K) = R(K) + 100000 + RND (1) * 50000
643 PRINT K$;K;"ATTEMPTING TO BREAK CONTACT"
645 IF R(K) < 1000000 THEN 709
647 PRINT K$;K;"OUT OF SENSOR RANGE--CONTACT BROKEN"
649 C(K) = D(K) = 1
651 GOTO 707
653 IF N1 > 2 THEN 657
655 IF RND (1) < .7 THEN 661
657 PRINT K$;K;"FIRES PHASERS AT ENTERPRIZE"
659 GOTO 787
661 IF B2 = 10 THEN 657
663 IF R(K) < 100000 THEN 657

```

```

665 B2 = B2 + 1
667 IF B2 = 10 THEN 673
669 PRINT K$;K;"LAUNCHES ";H$
671 GOTO 675
673 PRINT K$;K;" LAUNCHES ITS LAST ";H$
675 B = RND (1)
677 IF B > .7 + C * .3 THEN 687
679 IF B > .2 + C * .4 THEN 683
681 GOTO 795
683 H1 = H1 + 1
685 GOTO 805
687 H1 = H1 + 2
689 GOTO 799
691 IF N1 > 2 THEN 695
693 IF RND (1) > .4 THEN 621
695 T(K) = T(K) + 1
697 IF T(K) = 10 THEN 703
699 PRINT K$;K;"FIRES ";P$
701 GOTO 787
703 PRINT K$;K;FIRESITSLAST";P$
705 GOTO 787
707 D1 = D1 + 1
709 IF D < 4 THEN 717
711 IF D > 9 THEN 717
713 PRINT E$;" FURTHER MAJOR REPAIRS IMPOSSIBLE"
715 D = 10
717 NEXT K
719 IF D1 > = N1 THEN 977
721 PRINT
723 FOR J = 1 TO N1
725 IF C(J) = 1 THEN 741
727 R(J) = R(J) - RND (1) * 1000
729 IF R(J) > 1000 THEN 733
731 R(J) = R(J) + RND (1) * 10000
733 A(J) = A(J) - (5 * RND (1))
735 IF A(J) > 10 THEN 739
737 A(J) = A(J) + ( RND (1) * 20)
739 PRINT "RANGE OF ";K$;J;"="";R(J);"KM. AT";A(J);"DEGREES"
741 NEXT J
743 FOR I = 1 TO N1
745 IF C(I) = 1 THEN 781
747 IF F(I) > = 3 THEN 781
749 H(I) = H(I) - .5
751 IF H(I) > S THEN 755
753 H(I) = S
755 IF H(I) < > 6.5 THEN 759
757 IF T(I) < 10 THEN 767
759 IF H(I) = 5.5 THEN 771
761 IF H(I) = 4.5 THEN 775
763 IF H(I) = 2.5 THEN 779
765 GOTO 781
767 PRINT K$;I;"HAS REPAIRED ITS PHOTON  TORPEDO PROJECTORS"
769 GOTO 781
771 PRINT K$;I;"HAS REPAIRED ITS ";B$
773 GOTO 781
775 PRINT K$;I;"HAS RESTORED ITS SHIELDS  AT LOW POWER"
777 GOTO 781
779 PRINT K$;I;"HAS RESTORED ITS SHIELDS  TO FULL POWER"

```



```

781 NEXT I
783 PRINT "YOUR CURRENT POWER OVERLOAD IS";P;"MILLION STROMS"
785 GOTO 363
787 B = RND (1)
789 IF B > (R(K) * .0000005 + .6 + C * 4) THEN 799
791 IF B > (R(K) * .0000005 + .3 + C * .2) THEN 805
793 IF B > .3 THEN 811
795 PRINT "NEAR MISS"
797 GOTO 709
799 PRINT "DIRECT HIT ON USS ENTERPRIZE ";D$;
801 H1 = H1 + 2
803 GOTO 817
805 PRINT "HIT ON USS ENTERPRIZE ";D$;
807 H1 = H1 + 1
809 GOTO 817
811 IF M1 < = 0 THEN 795
813 PRINT "YOU OUT MANEUVERED HIM, A MISS"
815 GOTO 709
817 IF H1 < 8 THEN 821
819 D = D + 1
821 IF H1 > = 11 THEN 853
823 IF H1 < 5 THEN 827
825 ON INT (H1 - 4) GOTO 831,831,835,839,843,849,853
827 PRINT "SHIELDS HOLDING, NO DAMAGE"
829 GOTO 709
831 PRINT "SHIELDS WEAKENING"
833 GOTO 709
835 PRINT "ALL SHIELDS DESTROYED"
837 GOTO 709
839 PRINT B$;" DEACTIVATED, "
841 GOTO 835
843 PRINT
845 PRINT "ALL WEAPONS, SHIELDS DEACTIVATED, POWER DROPPING"
847 GOTO 709
849 PRINT "WARP POWER GONE,"
851 GOTO 845
853 PRINT "USS ENTERPRIZE DESTROYED"
855 D2 = 1
857 GOTO 977
859 HTAB (15): PRINT "A C T I V A T E D"
861 R1 = 9800 * RND (1) + 200
863 PRINT "RADIUS OF EXPLOSION=";R1;"KM."
865 FOR I = 1 TO N1
867 IF C(I) = 1 THEN 889
869 IF R(I) > R1 THEN 889
871 IF R(I) > R1 * .8 THEN 879
873 PRINT K$;I;"DESTROYED";
875 C(I) = 1
877 GOTO 887
879 H(I) = H(I) + 6
881 IF H(I) > = 8 THEN 873
883 F(I) = F(I) + 1
885 PRINT K$;I;"HEAVILY ";G$;
887 PRINT " BY THE BLAST"
889 NEXT I
891 GOTO 855
893 PRINT "IMPULSE ENGINE OVERLOAD"

```

```

895 GOTO 861
897 IF C1 = 2 THEN 373
899 IF H1 > = 10 THEN 373
901 PRINT "HOW FAST DO YOU WANT TO GO, WARP 1-8";
903 INPUT W
905 IF W < 0 THEN 373
907 IF W > 8 THEN 373
909 P = P + W
911 GOSUB 959
913 IF M1 < > 9 THEN 917
915 W = 2
917 FOR I = 1 TO N1
919 IF C(I) = 1 THEN 941
921 R(I) = R(I) + W * 100000 - RND (1) * 50000
923 IF R(I) > 1000000 THEN 931
925 IF A(I) > 180 THEN 941
927 A(I) = A(I) + 180
929 GOTO 941
931 C(I) = 1
933 D(I) = 2
935 IF H(I) < 7 THEN 939
937 D(I) = 1
939 PRINT "LOST CONTACT WITH ";K$;I
941 NEXT I
943 GOTO 521
945 W = 1
947 GOTO 909
949 P = P + 1
951 GOSUB 959
953 R(K) = R(K) / 2
955 A(K) = A(K) / 2
957 GOTO 521
959 IF C < > 1 THEN 963
961 P = P + 3
963 IF P < = 20 THEN 967
965 IF C1 = 0 THEN 421
967 IF P < = 10 THEN 971
969 IF C1 = 1 THEN 411
971 IF P < = 2 THEN 975
973 IF C1 = 2 THEN 893
975 RETURN
977 PRINT
979 PRINT
981 PRINT "RESULTS OF THIS BATTLE:"
983 PRINT
985 FOR I = 1 TO N1
987 IF C(I) < > 1 THEN 991
989 IF D(I) = 1 THEN 1015
991 IF C(I) < > 1 THEN 995
993 IF D(I) = 2 THEN 1019
995 IF C(I) = 1 THEN 1005
997 IF H(I) > = 6 THEN 1011
999 IF H(I) > = 3 THEN 1027
1001 PRINT K$;I;"NOT ";G$
1003 GOTO 1029
1005 PRINT K$;I;"DESTROYED"
1007 D3 = D3 + 1

```

```

1009 GOTO 1029
1011 PRINT K$;I;"HEAVILY";G$
1013 GOTO 1021
1015 PRINT K$;I;"FORCED TO RETIRE"
1017 GOTO 1007
1019 PRINT "CONTACT LOST WITH ";K$;I
1021 IF H(I) < 6 THEN 1025
1023 IF F(I) > = 3 THEN 1007
1025 GOTO 1029
1027 PRINT K$;I;"LIGHTLY";G$
1029 NEXT I
1031 PRINT "USS ENTERPRIZE ";
1033 IF D2 = 1 THEN 1055
1035 IF C1 = 2 THEN 1051
1037 IF H1 < 5 THEN 1041
1039 ON INT (H1 - 4) GOTO 1047,1047,1051,1051,1051,1051,1051
1041 IF C1 = 1 THEN 1047
1043 PRINT "NOT ";G$
1045 GOTO 1057
1047 PRINT "LIGHTLY ";G$
1049 GOTO 1057
1051 PRINT "HEAVILY ";G$
1053 GOTO 1057
1055 PRINT "LOST"
1057 IF D3 < N1 / 2 THEN 1061
1059 IF D2 = 0 THEN 1071
1061 IF D3 > = N1 / 2 THEN 1075
1063 IF D2 < > 0 THEN 1067
1065 IF D3 > = 1 THEN 1075
1067 PRINT "THIS BATTLE AWARDED TO THE KLINGONS"
1069 GOTO 1089
1071 PRINT "CONGRATULATIONS---YOU HAVE WON A MAJOR VICTORY"
1073 GOTO 1077
1075 PRINT "CONGRATULATIONS---YOU HAVE WON A TACTICAL VICTORY"
1077 PRINT
1079 PRINT "DO YOU WANT ANOTHER BATTLE";
1081 INPUT Z$
1083 IF Z$ = "NO" THEN 1107
1085 PRINT "REPAIRS COMPLETED"
1087 GOTO 9
1089 PRINT
1091 PRINT "DO YOU WANT ANOTHER BATTLE";
1093 INPUT Z$
1095 IF Z$ = "NO" THEN 1107
1097 PRINT "HERE'S ANOTHER STARSHIP---BE MORE CAREFUL THIS TIME"
1099 GOTO 9
1101 P3 = 1.5
1103 GOTO 9
1105 IF D2 = 1 THEN 1109
1107 PRINT "REPORT TO STARBASE"; INT ( RND (1) * 12 + 1)
1109 END

```

COMPUTER QUIZZES

Computer quiz games can be instructive as well as fun, if clever programming techniques are

used. Examples of these techniques include the following:

- Having a large data base of questions from which

- a few are randomly selected to produce a new set of questions for each quiz
- Automatically recording the score and rewarding the player with graphic or musical interludes for good scores; new scores may be compared with old scores or with those of other players
- Providing explanations of missed answers
- Allowing for the selection of questions according to the player's level of ability or providing for an automatically-adjusting level of difficulty based upon performance.

Assorted suggestions concerning topics for quiz games include the following:

- Names and capitols of states or countries, possibly using computer graphics to draw maps
- Vocabulary words
- I.Q. tests
- Personality and aptitude tests
- Foreign language vocabulary or grammar
- Preschool skills including comparing and counting random shapes, words, and numbers, and copying letters, words, and numbers
- Practice questions for examinations such as the SAT, GMAT, MCAT, LSAT, and ACT.

- Analogies
- Spelling bees
- Verses from literature or the Bible
- Trivia questions for trivia lovers, on science fiction, movies, and history
- Basic math skills
- Chemical equation balancing
- English grammar
- History of the United States, the Renaissance period, or World War I
- Constellations or planets

GAMES THAT USE WORDS

You can program a wide variety of games and activities based on words including the following:

- *Cryptograms*, or coded messages, could be displayed for you to decode; simple clues could be provided.
- *Anagrams*, or jumbled words, are a popular recreation. The program in Listing 7-3 randomly chooses one of many words stored in the DATA statements beginning with line 500. The program scrambles the letters in the word and prints it on the video screen for you to unscramble and input.

Listing 7-3: the Anagram Creator Program

```

40 HOME : PRINT "ANAGRAM CREATOR"
50 PRINT "SCRAMBLES WORDS FOR ENTERTAINMENT"
60 N = 6: REM NUMBER OF WORDS IN DATA STATEMENTS
70 DIM M(N),W$(N),A(20)
80 FOR I = 1 TO N
90 M(I) = I
100 NEXT I
110 FOR I = 1 TO N - 1
120 R = (N + 1 - I) * RND (1)
130 R = INT (R) + I
140 T = M(R)
150 M(R) = M(I)
160 M(I) = T
170 NEXT I
180 FOR I = 1 TO N
190 READ W$(M(I))
200 NEXT I
210 FOR I = 1 TO N
220 A$ = " "
230 A = LEN (W$(I))
240 FOR B = 1 TO A
250 A(B) = B

```

```

260 NEXT B
270 FOR B = 1 TO N - 1
280 S = (A + 1 - B) * RND (1)
290 S = INT (S) + B
300 C = A(S):A(S) = A(B):A(B) = C
310 NEXT B
320 FOR B = 1 TO A
330 A$ = A$ + MID$(W$(I),A(B),1)
340 NEXT B
350 PRINT A$
360 INPUT C$
370 IF C$ = W$(I) THEN PRINT "RIGHT!": GOTO 380
375 PRINT "WRONG, THE ANSWER WAS:";W$(I)
380 NEXT I
390 INPUT "PLAY AGAIN (Y/N)?";A$: IF A$ = "Y" THEN RESTORE : GOTO 80
395 PRINT "THANKS FOR PLAYING": END
400 REM DATA STATEMENTS CONTAIN WORDS HERE...
410 DATA COMPUTER,TELEVISION,GAME,INSTRUMENT,WRITE,BASIC

```

- The game of hangman, in which one has ten guesses to determine the letters in a randomly chosen word, serves to familiarize the player with vocabulary terms.
- Word search puzzles ad infinitum may be computer generated, either from a word list or as a random matrix similar to the popular Boggle™ game. A program to determine the locations of all words in the puzzle could also be implemented. You could also have the computer assist in creation of a crossword puzzle. Choose a topic and enter words; the computer will automatically fit the common letters together to form a crossword grid. Next, enter an obscure or humorous clue for each word. The completed crossword can be saved for later use or printed and sent to friends.
- Word guessing games, similar to twenty questions, can be computerized. In these games, the player asks the computer questions to determine what word has been randomly selected. Replies for the many possible questions a human could pose must be stored; thus there are difficult programming challenges. The dialogue with one such program went like this:
 - c: Only as food for thought.
 - h: Do computers have it?
 - c: Strictly speaking, no.
 - c: The word is "Knowledge."
- A word game similar to the popular Mastermind™ game would involve the computer's selecting a three-letter word from a large list. The player would guess by entering a three-letter word and would be told whether or not the computer's word contained any of the letters in the word the player guessed and whether or not those letters were in the correct position. The object is to guess the computer's word in the least number of tries.
- In the game of Confound, the computer outputs 15 letters (consonants and vowels). The players must form the longest word possible using these letters. The computer serves to keep score and check to ensure that no letters were used improperly, that is, used more often than they appear in the list.

Story Writer

Using the combination of a random number generator, a list of words, and simple rules for English grammar, a microcomputer can compose original stories ad infinitum; the results are often amusing. Here are some story writing suggestions:

- Use a standard story line in which blanks are left to be filled in with inputted words. The inputted

(c=computer, h=human)

h: Does it grow?

c: To answer that question might be misleading.

h: Can I eat it?

words could consist of personalized information, or arbitrary nouns, adjectives, and adverbs, as done in the Mad Libs™ party games. For example, a story could begin

Space, the (*adjective*) frontier.

These are the voyages of the starship (*noun*),

It's five-year mission:

To seek out new (*noun*) and new (*noun*) . . .

The operator is requested to provide one adjective and three nouns to fill in the four blanks above, but is unaware of the story line until later when these words are incorporated and the story is printed out. Here is a sample result.

Space, the *nauseating* frontier.

These are the voyages of the starship *lemon*

Its five-year mission:

To seek out new *games* and new *computers*...

Also included in this category are "Me Books" for young children. The computer fills the blanks in a story with a child's name, address, and other personalized information. The resultant personalized story often increases a child's interest in reading.

- A much more difficult approach to story writing involves the random selection of words or phrases to compose a series of sentences that follow standard rules of grammar. A program written in 1960 (before high-level languages were in widespread use) called SAGA was designed to produce short scripts for movie westerns. Here's a sample of the output:

Sheriff:

The Sheriff is at the window

Sheriff sees robber

Robber sees Sheriff

go to door

wait

open door

Sheriff sees robber

go through door

robber sees Sheriff

go to window

Robber:

take gun from holster with right hand

aim

fire

Sheriff nicked

Sheriff:

take gun from holster with right hand

aim

fire

robber hit

blow out barrel

put gun down at door

go to table

pick up glass with right hand . . .

Writing a program to accomplish the above is more complex than it would seem on first impression; the program was considered quite an achievement in 1960. Random numbers were used to determine the sequence of events; the events were selected from a wide range of preprogrammed possibilities. The program had to guard against a character firing a gun without first withdrawing it from his holster and similar situations. Also, a routine was necessary to compose "sentences" using the rules of grammar (for example, "gun takes robber from holster with right hand" would not be allowed, but "robber takes gun from holster with right hand" would be allowed). The use of programmed phrases instead of individual words to select from would simplify this task considerably. In like manner, a science fiction spoof or soap opera dialogue could be written. A professional software house sells a program to produce random, technical double-talk to "fill out business reports that are too short." A sample line produced by the program reads, "The product configuration requires considerable analysis and trade-off studies to arrive at the total system rational."

MAGIC

Magic tricks performed by your computer would make an interesting demonstration for your guests. Here are some suggestions:

Micro mentalist. The computer becomes a mind reader in this trick. The performer, who is the computer operator, is given an item from the audi-

ence. The performer enters a question such as, "What is the item given to me by the audience?" After a brief delay, the computer displays the name of the item.

The trick is based on a code programmed into the computer that allows the performer to indicate inconspicuously to the computer which of approximately 20 items he has been given. The code is contained within the inputted sentence; different sentences stand for different objects. For example, "What do I have now?" could indicate a watch, and "What am I holding?" could indicate a match folder. The computer merely matches the inputted question to the item list stored in its memory.

Age determination. The performer hands a member of the audience a pocket calculator and tells him to enter his age and then subtract his favorite one-digit number. Next, the guest multiplies this result by nine and adds his age to the product. The final result is called out and is inputted to the computer. The determination of the guest's age is accomplished by adding the first two digits in the result to the last digit (for example, if the result were 176, adding 17 and 6 gives you 23, the guest's age).

The break in the chain. This trick is performed with a complete set of dominoes (usually 28 pieces). Beforehand, the performer removes one of the dominoes (it may not be a double) and inputs the two numbers on the domino to be stored in the computer. The guests are given the remaining set and are asked to complete a single domino chain as in regular play. Once completed, the numbers on the two ends of the chain are noted, and the performer inputs a question such as, "What are the two numbers?" The computer replies correctly by displaying the two previously stored numbers. The trick is automatic and will work with any domino chosen, excluding doubles.

COMPUTER-INTELLIGENCE GAMES

Programs can be written to make a computer "learn" from its mistakes, entering the realm of artificial intelligence. A checker-playing program that stores the results of all previous moves has been written. Although the time necessary to de-

cide on a move increases as the game progresses, the computer's moves are much better than they were at the beginning of the game. Here are some games that the computer can "learn" to play.

- Nim as described earlier in this chapter, is a popular computer game in which a player may take 1, 2, or 3 items from a pile of 20 in an attempt to force an opponent to take the last item. Although this game is completely solvable, a Nim program could be written as a demonstration of computer "learning."
- A BASIC game called *Animal*, in which the computer plays the game of twenty questions with a human, has been written. The computer asks such questions as "Does it swim?" to try to determine what animal the human is thinking of. If that animal is not in the computer's file, the human is requested to provide information so that a file on the new animal can be created. Thus, the computer "learns." Of course, it may be interesting to use a subject other than animals; for example, you could use places instead of animals to help young people learn geography.
- A crude "mind reading" program based upon probability could be created. The human would be instructed to choose one of two words. Then the computer will output the word it "believes" was chosen. After a number of trials, the computer should be able to formulate a strategy for guessing which word will be chosen next, because humans can never be random and tend to guess in patterns; theoretically, the computer should be able to achieve better than 50% correct responses.

Other applications of personal computers in the area of artificial intelligence include programs that can tutor humans to play complex games such as chess, in which moves can be analyzed and changed, and suggestions or tips given.

PROGRAMS FOR YOUNG CHILDREN

Programs that make liberal use of graphics and are designed to be foolproof may serve as educational tools for young children. They can familiarize children with using a keyboard, cursors, and com-

puter graphics, and can provide learning experiences. Suggestions include the following:

- **Matching Games:** children can match letters, words, and shapes.
- **Drawing Machine:** a joystick controller or arrow keys permit drawing on a video screen. A library of shapes including squares, triangles, and circles can also be used to construct pictures.
- **Face Maker:** children can create their own funny face on a video screen by selecting eyes, ears, a nose, hair, and a mouth from a collection of possibilities.
- **Storybook:** using the keyboard, children can write their own stories, which the computer then interprets and animates on the screen. Stories can involve stored images such as houses, trees, people, and cars, which may then be animated to illustrate a sentence such as "The girls walked from home to school."

THE COMPUTER AS BOARD DISPLAY DEVICE, BOOKKEEPER, AND GAME ADVISOR

Certain games are designed in such a way that the computer cannot be programmed to be a formidable opponent. You can use the computer with these games in other ways, including the following:

- **Board display and bookkeeping for complex board games** such as Risk™, Stratego™, Go, Metagames, and Avalon-Hill games can be accomplished with high-resolution graphics. In addition to displaying the board, the computer could—generate random numbers to replace spinners, dice, cards
 - record each move for later review
 - compute the game status at the end of each turn
 - Compute energy, arsenal, moves, positions, money and statistics for each player.
- **Advising and bookkeeping for such games as checkers and chess** can be accomplished. The computer could store each move, advise against potential checks, skewers, and forks, alert the players to discoveries, and print a listing of the game, move by move, at the finish. Advising for gambling games such as blackjack could take the

form of the creation of an odds table for the high cards remaining in the deck, the computation of whether to stay or hit, and the calculation of the safest amount to bet.

DRAWING AND KALEIDOSCOPE PROGRAMS

Most picture drawing programs utilize the arrow (cursor positioning) keys on the video terminal keyboard to direct a cursor point that leaves a line. Several additions could be made to these programs, including animation routines, special standard designs that may be called to the screen, provisions for storing a design on cassette or floppy disk, and for using light pens and joysticks. The *kaleidoscope effect* refers to a computer algorithm used to alter a design in kaleidoscope fashion (that is, the design is multiply reflected as its mirror image) in real time. Fascinating "modern art" designs can be made with programs that use random numbers with the DRAW, LINE, CIRCLE, FULL, and PAINT commands found in some BASIC interpreters. Random lines and circles of various sizes fill the screen, and each area defined by lines is filled in with various colors.

SIMULATION AND ADVENTURE GAMES

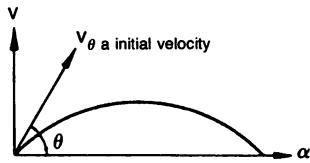
Simulations of real-world situations need not be outputted as complex numerical listings; they may be transformed into games suited for people young and old. Some of the many possibilities include the following:

Pool Table. A pool playing game displayed using video graphics could serve to teach the principles of elastic collisions and angular geometry.

Motorcycle Jump. A simulation in which a motorcycle must leap a certain distance to land safely could illustrate projectile motion. The ramp angle and initial motorcycle velocity would be determined by the person playing the game.

Projectile motion formulae are provided below for those with faint recollections of high school physics:

1. Position relative to point of projection after time t



$$x = v_0 t \cos \theta$$

$$y = v_0 t \sin \theta - \frac{gt^2}{2}$$

2. Range, maximum height and time of flight

$$T = \frac{2v_0}{g} \sin \theta$$

$$R = \frac{2v_0^2}{g} \sin \theta \cos \theta$$

$$H = \frac{v_0^2}{2g} \sin^2 \theta$$

3. Necessary angle of projection for given range with given speed of projection

$$\sin 2\alpha = \frac{Rg}{v^2} \text{ giving two possible angles } \alpha, \text{ and } \alpha_1, \text{ and } \alpha_2.$$

Navigation. A simulation in which the participant must find his way to an island, using a radio direction finder in his sailboat, could teach principles of geometry as well as sailboat handling for example.

Detective. The participant would assume the role of a detective in this simulation. A valuable gem has been stolen from a museum and five persons are suspected. The use of deductive reasoning is the only way the detective can solve this crime.

MX Missile. In this grid search game, one player hides MX missiles among several possible silos and may shuffle missiles while the other player shoots at them trying to hit silos containing missiles.

World Race. Using a combination of race and rally tactics, players compete to be the first to motor from England to New York and back to New

York, navigating their way through Europe, Asia, the Far East, and South America. Strategy plays a large part as players have to motor through towns in every country in order to pick up points. Out of the way towns score higher than those along main routes. The winner is the player who reaches New York in the least time and with the most points. Rabies in Europe, tropical rains in South America, drought in Africa, and so on deter everyone's progress. The game serves to teach geography.

Wall Street. A stock market simulation, preferably multiplayer, would allow players to buy and sell stocks according to market conditions. A computer determines the outcome of each round and the price for each stock and serves as book-keeper.

World Conflict. This multiplayer simulation would place each player as the head of a nation. Players must decide whether they should go to war, form cartels, or make concessions and compromises. The computer could select the conflicting situations (for example, oil embargoes, assassinations, nuclear threats, Communist expansion).

Decision. A simulation of corporate management and big business could place each player as a top level executive. Each executive has the authority to produce the product of his choice and sell the product at the best market price. Throughout the game, prices fluctuate according to the law of supply and demand.

Fire. The object of this simulation is to subdue a raging forest fire with chemicals, backfires, and other fire-fighting methods. The success of the player depends upon quick decisions concerning how to control a geometrically increasing fire.

Atomic Fission. This simulation demonstrates geometric progressions by simulating a nuclear reaction in which each split atom releases enough energy to split two or more other atoms, and so on.

Auction. Principles of bidding at an auction could be simulated in a one or more player game involving the auction of art. Players must be careful of forgeries.

Adventure. The object of this simulation is survival in a desperate attempt to locate buried

treasure on an island. How does one obtain fresh water on an island surrounded by salt water?

Ethics. This simulation, involving the conflict between morals and greed, uses the computer as the judge of ethics. Conflicting situations in which players must decide the outcome are provided. If a preprogrammed decision does not match with a player's, that player accumulates "morality deductions." The winner is the player with the most money and fewest deductions.

Careers. This simulation game places the player in new occupations to enable him or her to experience decision making, conflicts, opportunities, and financial stress from different viewpoints in a variety of careers.

Artillery. This is a simulation in which a gun in a fixed emplacement must fire a projectile at such a velocity and angle that it will hit a target. The distance the projectile lands from the target could be displayed as the integer of the log to the base 2 of the absolute value of the distance; several other possibilities exist for teaching mathematical principles.

Grid Search Simulations. A search game, for example, one that pitted a destroyer against a submarine, could be programmed. The game would use a 10×10 grid that must be selectively searched by the ship or the submarine in its efforts to find and attack the other vessel. Similarly, a game played on the same grid could involve a spy searching for hidden documents with hidden enemy agents to watch for as well.

Rat Race. A video graphics program that draws a maze and animates a mouse could be created. The programming involved in enabling the mouse to "learn" to solve the maze could demonstrate rudimentary artificial intelligence principles.

Computer. Based on a large scale computing system, the object of this simulation is to process two complete programs before your opponents can. Players who make the best decisions can avoid the jeopardies of power failures, restricted use of I/O channels, bugs, and priority interrupts.

Laser Tank. The player and the opponent (the computer) each have a laser-firing tank and a

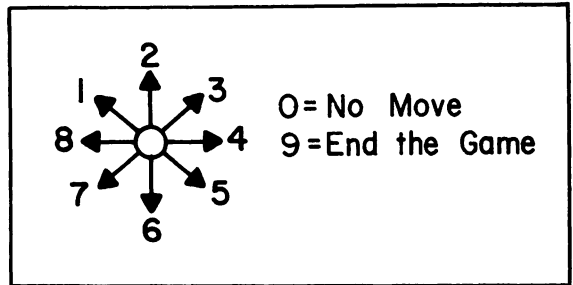


Fig. 7-16. The numbers corresponding to the directions in the Robot II game.

base. The object is to be the first to destroy the opponent's base while avoiding his fire. Obstacles litter the battlefield, and laser fire is destructive only at a limited range.

Robotwar. The purpose of this simulation is to teach computer programming. Two opposing players are instructed to secretly design programs, written in a custom language, that would create and control robots designed to annihilate any other robots. The programs would be entered, and a video display of the combat field would be updated in real-time. The objective could be to hit the opposing robot five times to win.

Robot War II. The program in Listing 7-4, Robotwar II is a challenging game to play against your computer. In the game, you are represented by an *, while the computer controls annihilating robots represented by +. An electrified, lethal fence defines the playing field.

The computer's robots will destroy you if they come close. However, the robots will destroy themselves if they run into the fence. Your objective is to evade the robots until all have been destroyed by the fence. To move in a desired direction, use the chart in Fig. 7-16, which indicates the number to input.

VIDEO GAMES

A personal computer with a memory-mapped video display and high-resolution graphics could emulate the popular video games. Although programs written in BASIC do not execute as fast as the real video games do, programs written in as-

Listing 7-4: The Robotwar II Program

```
150 HOME
160 HTAB (10): PRINT "-----ROBOTWAR II-----"
170 PRINT
180 INPUT "INSTRUCTIONS (Y/N)? ";Y$: IF Y$ = "Y" THEN GOSUB 1800
185 HOME
190 REM SET UP THE GAME
200 DIM A(10,20),E(21),F(21)
210 G = 0:Z7 = 1
220 FOR B = 1 TO 10
230 FOR C = 1 TO 20
240 A(B,C) = 0
250 IF B < > 1 THEN 260
251 A(B,C) = 1
260 IF B < > 10 THEN 270
261 A(B,C) = 1
270 IF C < > 1 THEN 280
271 A(B,C) = 1
280 IF C < > 20 THEN 290
281 A(B,C) = 1
290 NEXT C
300 NEXT B
310 FOR D = 1 TO 21
320 B = INT ( RND (1) * 8 + 2)
330 C = INT ( RND (1) * 8 + 2)
340 IF A(B,C) < > 0 THEN 320
350 A(B,C) = 1
360 IF D > = 6 THEN 370
361 A(B,C) = 2
370 IF D < > 6 THEN 380
371 A(B,C) = 3
380 E(D) = B
390 F(D) = C
400 NEXT D
490 REM PRINT PATTERN
500 FOR B = 1 TO 10
510 FOR C = 1 TO 20
520 IF A(B,C) < > 0 THEN 530
521 PRINT " ";
530 IF A(B,C) < > 1 THEN 540
531 PRINT "x";
540 IF A(B,C) < > 2 THEN 550
541 PRINT "+";
550 IF A(B,C) < > 3 THEN 560
551 PRINT "*";
560 NEXT C
570 PRINT
580 NEXT B
590 REM MAKE MOVE
600 B = E(6)
610 C = F(6)
620 A(B,C) = 0
630 INPUT Y
640 IF Y = 0 THEN 800
650 ON Y GOTO 660,660,660,690,680,680,680,690,1400
```

```

660 B = B - 1
670 GOTO 690
680 B = B + 1
690 ON Y GOTO 700,800,720,720,720,800,700,700
700 C = C - 1
710 GOTO 800
720 C = C + 1
790 REM CALCULATE THE RESULTS
800 IF A(B,C) = 1 THEN 1500
810 IF A(B,C) = 2 THEN 1600
820 A(B,C) = 3
830 E(6) = B
840 F(6) = C
850 FOR D = 1 TO 5
860 IF A(E(D),F(D)) < > 2 THEN 960
870 A(E(D),F(D)) = 0
880 IF E(D) > = B THEN 890
881 E(D) = E(D) + 1
890 IF E(D) < = B THEN 900
891 E(D) = E(D) - 1
900 IF F(D) > = C THEN 910
901 F(D) = F(D) + 1
910 IF F(D) < = C THEN 920
911 F(D) = F(D) - 1
920 IF A(E(D),F(D)) = 3 THEN 1600
930 IF A(E(D),F(D)) = 0 THEN 940
931 G = G + 1
940 IF A(E(D),F(D)) < > 0 THEN 950
941 A(E(D),F(D)) = 2
950 IF G = 5 THEN 1700
960 NEXT D
970 PRINT "MAP";
980 INPUT Y$
990 IF Y$ = "Y" THEN HOME : GOTO 490
1000 GOTO 600
1400 PRINT "SORRY TO SEE YOU QUIT"
1401 Z9 = Z9 + 1
1410 GOTO 1710
1500 PRINT "YOU TOUCHED THE FENCE"
1501 Z9 = Z9 + 1
1510 GOTO 1710
1600 PRINT "YOU HAVE BEEN DESTROYED BY A LUCKY      COMPUTER"
1601 Z9 = Z9 + 1
1610 GOTO 1710
1700 PRINT " ** YOU DESTROYED THE ENEMY **"
1701 Z8 = Z8 + 1
1710 PRINT "DO YOU WANT TO PLAY AGAIN (TYPE Y OR N)";
1720 INPUT Y$
1730 IF Y$ = "Y" THEN Z7 = Z7 + 1: HOME : GOTO 210
1731 PRINT "COMPUTER WON: ";Z9" ", "THE HUMAN WON: ";Z8
1732 PRINT "COMPUTER'S AVERAGE: ";100 * (Z9 / (Z8 + Z9));
1733 PRINT "%; THE HUMAN'S AVERAGE: ";100 * (Z8 / (Z8 + Z9));"%";
1740 PRINT "HOPE YOU DON'T FEEL FENCED IN"
1750 PRINT "TRY AGAIN SOMETIME."
1760 FOR X = 1 TO 2000: NEXT :END
1800 HTAB (1): VTAB (1): PRINT "YOU--'*'; ROBOTS--'+'; FENCE--'X'."
1810 PRINT "FENCE IS LETHAL! ROBOTS WILL DESTROY YOU"
1820 PRINT "IF THEY COME CLOSE. THE FENCE WILL "

```

```

1825 PRINT "DESTROY ANYTHING THAT TOUCHES IT--"
1833 PRINT "INCLUDING YOU. EVADE THE ROBOTS"
1837 PRINT "UNTIL THE FENCE HAS DESTROYED THEM "
1845 PRINT "ALL. TO MOVE, INPUT A "
1850 PRINT "NUMBER FROM THE "
1853 PRINT "FOLLOWING CHART:"
1855 GOSUB 1900
1860 INPUT "PRESS ENTER TO START";Y$: HOME : RETURN
1900 REM MOVES CHART
1910 VTAB (11): HTAB (1)
1920 VTAB (11): HTAB (20): HTAB (25): PRINT "2"
1930 VTAB (12): HTAB (1): HTAB (25): PRINT "!"
1940 VTAB (13): HTAB (1): HTAB (22): PRINT "1";: HTAB (25): PRINT "!";: HTAB (28): PRI
NT "3"
1950 VTAB (14): HTAB (1): HTAB (23): PRINT "!";: HTAB (27)
1952 PRINT "!";: HTAB (32): PRINT "0=NO MOVE"
1960 VTAB (15): HTAB (1): HTAB (25): PRINT "!";: HTAB (25): PRINT "!"
1970 VTAB (16): HTAB (1): HTAB (20): PRINT "8----";: HTAB (25)
1972 PRINT "0";: HTAB (26): PRINT "----4"
1980 VTAB (17): HTAB (1): HTAB (25): PRINT "!";: HTAB (25): PRINT "!"
1990 VTAB (18): HTAB (1): HTAB (23): PRINT "!";: HTAB (27)
1992 PRINT "!";: HTAB (32): PRINT "9=QUIT"
2000 VTAB (19): HTAB (1): HTAB (22): PRINT "7";: HTAB (25)
2002 PRINT "!";: HTAB (28): PRINT "5"
2010 VTAB (20): HTAB (1): HTAB (25): PRINT "!"
2020 VTAB (21): HTAB (1): HTAB (25): PRINT "6"
2030 RETURN

```

sembly language do run as fast. Here are some ideas you might want to try:

Maxwell's Demon. Seven floating molecules are trapped in one chamber of a two-chamber box. A gate connects the two compartments. The molecules are constantly bombarding each other and bouncing off walls; the object is to open and close the gate at the right time so that all molecules will be trapped in the other compartment.

Hockey and Tennis type games. These computer games could be controlled with joysticks, simple potentiometers, or keyboard switches just as their video game counterparts are.

Tanks. In a projectile-shooting battle between two tanks, the computer could act as the opponent. Similarly, a battle could be designed for jet fighters, biplanes, or ships instead of tanks.

Pinball. A moving set of paddles could replay a "ball" to hit targets and score points.

Lunar Lander. This game involves a lunar-landing module that is governed by rocket propulsion, fuel supply, and gravity. It must land at a low velocity so that no damage is done and must land on

a plateau, avoiding lunar mountains and craters. The lunar lander program could be made more complex by requiring that you take-off from the lunar surface, navigate over an obstacle of random size, and land again accurately.

Football, Baseball, and Basketball. An animated display of players, ball positions, and the playing field could be used to display the action in these sports.

Racetrack. The object of this game is to finish the race in the least time. Hazards include attaining too much speed to slow down before a curve, oil slicks, and other cars. Hazards cause you to lose time.

Skydiver. The player in this game must control chute opening and jump time for a parachutist who must land at a precise point. A wind of randomly selected direction and velocity presents a challenge to overcome.

Robot Bowl. The player controls a bowling robot in an attempt to knock down as many pins as possible. The time of release, angle of approach, and weight of the ball are selected by the player.

Shooting Gallery. Several moving targets of different point values and a directional “gun” could comprise a video version of the popular shooting gallery.

Golf. A golf game with a set of graphical holes (or design-your-own-hole provisions) would let the players choose the clubs they will use for each shot and the angle at which the ball will be hit. Hazards include sand traps, water, “dog-legs,” and strong winds.

RECREATIONS INVOLVING THE COMPUTER ITSELF

A hobby computer magazine once listed some suggestions on “busting your computer” to determine the limitations of your BASIC (or other high-level language). The results may surprise you. Here are a few ideas:

- Determine the maximum number of parentheses that can be used in one statement. (Don’t be surprised if over 100 are allowed!)
- Determine the maximum dimension allowed for an array.
- Determine the maximum number of nested FOR-NEXT loops allowed.

Other challenges include writing a “self-duplicating” program that is not simply composed of verbatim PRINT statements, yet prints a duplicate of itself. If you are ambitious, you might attempt to break the record for carrying out Pi to the most decimal places (500,000).

COMPUTERS AND CHESS

Chess is one of the most popular computer recreations for several reasons. First, it requires an advanced level of computer programming, described by some as “artificial intelligence,” that enables a computer to emulate human thought. Second, it may be difficult to find chess opponents at your level of ability. The computer, as your opponent, solves that problem by having adjustable skill levels, making it possible to find an opponent of your own strength. Third, many chess programs can serve as chess tutors by suggesting moves, demonstrating piece movements, allowing the

rearrangement of boards, and even stepping you through a collection of games from masters-level tournaments. Many of today’s chess programs are rated in the middle 1200s or above and can serve as a formidable opponent for novice to intermediate level players.

Chess playing programs are almost always written in assembly language for the purpose of speed; they may analyze from a few thousand to over one million possibilities before making a move. A large scale computer chess program is described below for those interested in the inner workings of the game. The discussion can, perhaps, provide added insights for your game and can assist those who are interested in writing their own chess programs. A warning, however: most credible chess programs have required thousands of man-hours in development time and are truly a programmer’s ultimate challenge.

The program described here is named OSTRICH; it competed in the First World Computer Chess Tournament. The OSTRICH program is composed of three modules: BOOK, which provides standard book opening moves for up to the first five moves, CHESS, which is the main program used during most of the game, and END GAME, which takes over in rook/king or queen and king/king end games. CHESS, the main module, is comprised of approximately 9000 instructions, which are divided into five subprograms:

1. A subroutine for the control of input and output and for the control of the size of the search tree. The *search tree* refers to the branching search for all move possibilities that the computer performs before making each move. The size of the tree indicates the depth or number of moves ahead that will be considered for each move.
2. A subprogram to generate all move possibilities or search the tree.
3. A subprogram to arrange each possible move on a hierarchy scale according to its plausibility (each move is given a plausibility score). Following this initial ordering, another set of routines is called upon to improve the ordering.
4. A subprogram to calculate a terminal score or to evaluate the chess board at each terminal or

- branching point in the tree.
5. A subroutine to update all arrays, lists, and pointers used by the remainder of the program.

The Reference Arrays Used by Chess

1. The lists of the locations of each chess piece: an 8×8 array holds an identification number for each of the pieces on the board, in a corresponding memory location. The white pieces are identified as follows: King = 6, Queen = 5, Rook = 4, *Bishop* = 3, Knight = 2, and Pawn = 1. The black pieces are identified as the negative of the corresponding white piece number. The boards position array is updated after each move.
2. The piece location arrays: two separate arrays are generated at the beginning of each tree search. The list contains the names and corresponding locations of the white pieces; the other does the same for the black pieces.
3. The possible moves list: a list of possible moves for *ply* 1 (ply refers to the depth searched), ply 2, and ply 3, corresponding to each initial move, is generated. Additionally, memory is reserved to indicate which moves will result in a capture.
4. The control piece array: this array stores the squares that each piece "controls" as well as the pieces that control a particular square. Thus, it is possible to determine the power of each piece along with what pieces are in control of the specific square in question.
5. The change array: all changes made at a node in the search tree are stored in this array when control advances to a new node. The purpose of the list is to expedite the restoring of positions.
6. The pinned pieces list: a listing of all pinned pieces is maintained in this array.
7. The en prise pieces list: a separate list of en prise pieces at each search node is maintained.
8. The Alpha and Beta cut-offs lists: two lists, one of the last eight moves resulting in alpha refutations and the other of beta refutations, are maintained.
9. The ply 3 plausibility list: CHESS maintains a list of the best ply 3 move for each possible ply

2 opponent's move for each ply 1 move investigated.

10. The principal variations list: each principal variation originating in the tree search is stored in this list.
11. The position records list: this listing of all moves since a recent capture or pawn move is used to determine whether a draw should be made because of repetition.

Tree Size

Tree size is automatically controlled by the program so that decisions will not exceed a predetermined time limit. Conditions that warrant an extension of the tree size include potential checks, captures, Pawn promotions, Pawns on the seventh rank, and the presence of en prise pieces.

The flowchart in Fig. 7-17 illustrates the processing that occurs each time a new node is reached. The node is determined to be either "terminal" or "nonterminal." A terminal node can be declared by a subroutine known as the gamma algorithm, by the fact that the node is past the tree length or by the fact that the node is past the minimum ply, but the board has no special features. All other nodes are classified as nonterminal.

Nonterminal Node Processing

The One Move Generator subroutine is the first processing done at a nonterminal node. This subroutine determines whether one move is sufficient or all legal moves must be generated; if the first move could cause a refutation, the program continues; otherwise, the Move Generator determines all legal moves. Following move generation, a plausibility score is assigned to each move, and moves are sorted according to decreasing plausibility. The list is then resorted by special routines.

Plausibility Scoring

All possible moves are assigned a plausibility score that is based on the following parameters:

1. Captures: the score given for each capture is

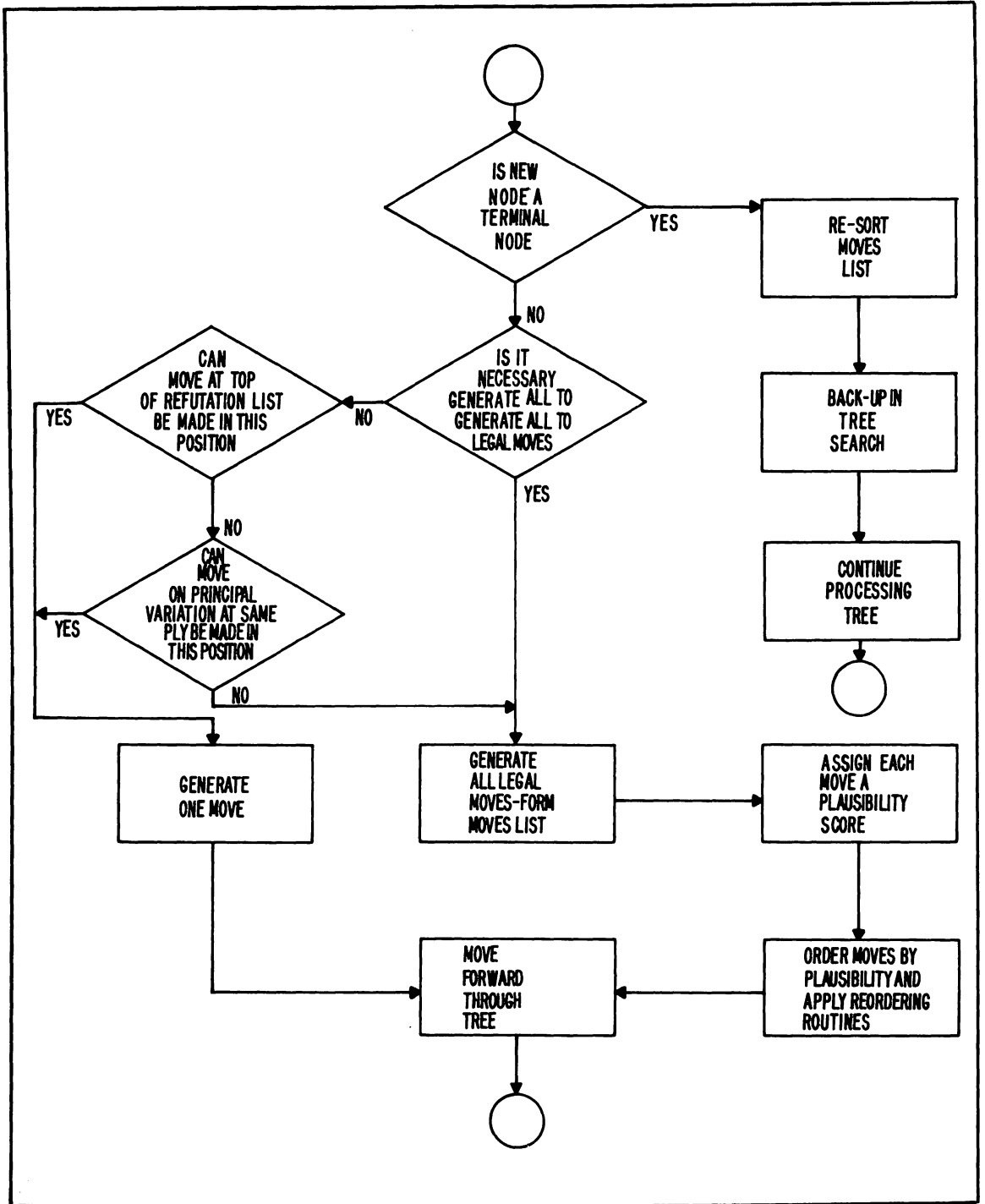


Fig. 7-17. A flowchart for node processing.

2400 points plus the results of this formula:

additional points=(point value of captures—
piece point value of capturing piece)/10

where the points for the chess pieces are Pawn = 600, Knight = Bishop = 1800, Rook = 3000, Queen = 5400, King = 300,000.

2. Castling: the point value for castling is 10,000 points.
3. Randomizer: this routine adds a random number of points to each move such that no piece will have excessive moves on the moves list. Up to ten points may be added.
4. Advance: any move which retreats a Queen, Knight, or Bishop receives a penalty of twenty points.
5. Pawn attack: any move which places a Queen, Rook, Bishop, or Knight where it can be captured on the next move by a Pawn receives a penalty of 200 point.
6. Pawn scoring: a Pawn move past the fourth rank is awarded 300 additional points, and a move past the sixth rank is given 1000 additional points. A move of the King's or Queen's Pawn is awarded 21 additional points, and a move of the Bishop's Pawn is given 15 additional points.
7. Rook scoring: moves for Rooks past the sixth rank are given 200 additional points. Moves for Rooks on the first rank to another square on the first rank that has no Pawns on the second and third ranks is awarded 40 points.
8. Refutation moves: any move on either the alpha or beta refutation lists is given an additional 300 points.
9. En prise moves: any move that defends an en prise piece is given a bonus of 300 points. Moves of en prise pieces are awarded 300 points if the move is to a safe square and are penalized 20 points if the move is an unsafe square.
10. Attack moves: if a move will place a piece where it can attack more pieces than before the move, additional points are awarded according to the pieces which may be attacked (and other factors).

Reordering the Moves List

Following the plausibility score analysis, special reordering routines are used to generate a final listing of moves in the order of their advantages. The three reordering routines used by OSTRICH are as follows:

1. Capture reordering: the plausibility analysis arbitrarily places capturing moves at the top of the moves list; however, a capture is usually not the best move in most positions. This routine generally places captures by non-Pawns on the opponent's side behind the non-capturing moves next on the list. No capture is moved to a point on the list where it will not be considered in the final analysis, however. Captures of pieces moved at the last ply are placed at the top of other captures, except at ply one, where this is done only under the condition that the following move will be a recapture.
2. Special reordering: a move called "Second Best" is generated after each move; it is the second to the last move that the search evaluated as it searched the first ply move list. This move is matched with the same move on the moves list, if it is there. Any such move is placed on the top of the moves list, if it is legal.
3. Midsearch reordering: a midsearch reorder is done to the ply one moves list when the third move at ply one is to be considered. A match is sought between the moves remaining on the ply one list, and the move at the third ply is retrieved from the present principal continuation. If a match is found, that move is placed at the top of the moves list; if no match is found, matches are sought between this move and the most recent refutations.

Processing at Terminal Nodes

A scoring routine is applied to each terminal node, once it has been determined to be a terminal node. The seventeen scoring functions are as follows:

1. Board material: credit is awarded for the

number and types of pieces that will remain on the board. The values given to each piece are Pawn=1, Bishop=Knight=3, Rook=5, Queen=9 King=300.

2. Material ratio: the material ratio routine scores favorably for trading pieces when you are ahead in material and penalizes for trading when you are behind: 100 points are awarded to the side that is ahead.
3. Castling: a King side castling is given 600 points, while a Queen side castling is given 300 points.
4. Board control: points are awarded in the following manner for control (ability to capture) of certain squares on the board: 12 points for each of the four center squares, 7 points for control of any square in the ring surrounding the four center squares, and 12 points for squares surrounding the opponent's King.
5. Tempo: 200 points are deducted from the score of either side for wasting time in one of the following ways: moving one piece twice in the opening, moving King or Rook prior to castling, moving a piece to its last previous position, using more than one move to move a piece to a position it could have reached in one move.
6. Opening Queen moves: moves of the Queen before the eighth move are penalized 400 points.
7. Blocking unadvanced Pawns: 470 points are deducted for moves that block unadvanced King or Queen Pawns.
8. Minor piece development: a penalty of 140 points is given for each unmoved center Pawn, Bishop, or Knight.
9. Center Pawns: an additional 50 points are awarded for all Pawns on K4 or Q4; 70 points are awarded for a Pawn on K5 or Q5.
10. Pawn structure: Isolated pawns are penalized 400 points; doubled Pawns are penalized 20 points; advancing Pawns are awarded 10 points.
11. Passed Pawns: passed Pawns on the seventh rank are worth 700 point, on the sixth 400 points, on the fifth 340 points, on the fourth 40 points, on the third 100 points, on the second

40 points. If Pawns and Kings are the only pieces left, the point values are doubled.

12. Kind defense: if there are more non-Pawn opposing pieces in the King's sector than defending pieces, a penalty of 75 points is assessed.
13. Doubled Rooks, Bishop pairs: if the two rooks are on the same column, 150 points are awarded; if one side has two Bishops and the other side does not, 150 points are awarded.
14. Trades: if the piece that moved at the last ply is under attack, the score is adjusted as follows: the score is reduced by the value of the attacked piece if the number of defenders is zero. Otherwise, a sequence of trades is performed on the square, and the score is changed based on the pieces exchanged.
15. King vs Pawns: if, after move thirty, the King is within one square of an opposing Pawn, 200 points are awarded.
16. Knight position: any Knight on column 9 or 7 is penalized 40 points.
17. Attacks: ply one moves that place an opposing piece en prise are awarded 40 points.

The Gamma Algorithm

The gamma algorithm was mentioned earlier during the discussion concerning how to determine whether a node is terminal or nonterminal. Although the algorithm is complex, the logic behind its decision-making is that "if the situation is becoming progressively worse and better moves are available, classify this node as terminal."

Possibilities for Chess-Related Programs

1. Chess end game program: of course, computer analysis becomes much simpler at the end of a chess game, when only a few pieces are left. The beginning programmer might wish to write a chess program to play end games between a few selected pieces only. The program would provide any initial set-up of pieces before the game. The strategy is shown in Fig. 7-18.
2. Chess variations: perhaps computers would be

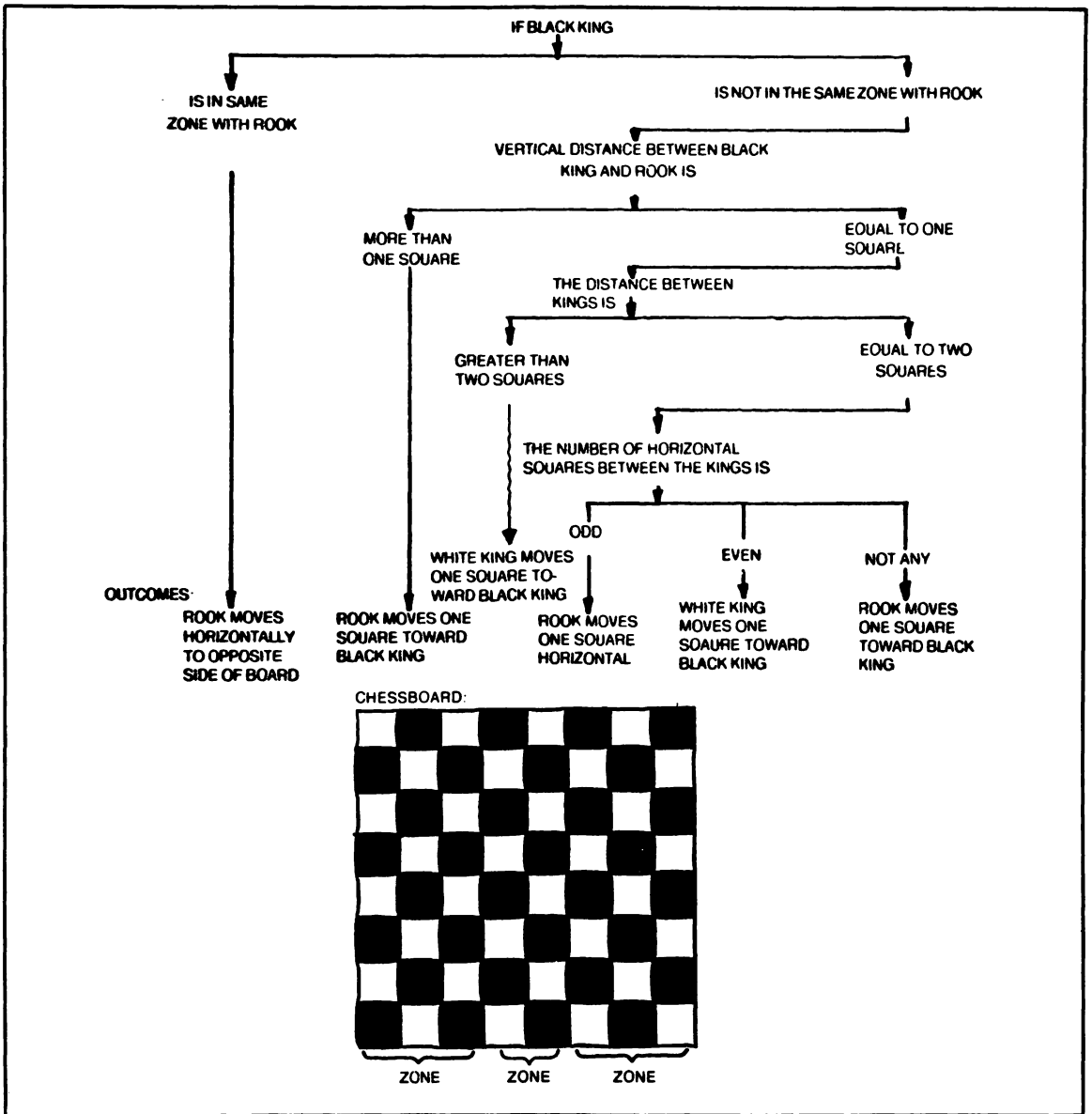


Fig. 7-18. A mechanical chess playing machine used the strategy illustrated in this chart to win a chess end game. The machine possessed a white King and Rook while the human opponent possessed only a King.

able to compete better in playing one of these chess variations:

- Marseille game—each player moves two pieces in succession.
- Legal game—white uses eight extra Pawns

instead of a Queen.

- Marked Pawn—the first player to make a capture wins this chess variation.
- Chancellor—the Knight and Rook have the same combined move capabilities as each one has individually.

- Grasshopper—pieces may leap over others; captures are as usual.
3. Advisor: a computer program updated with each move you make could advise you of situations you might miss. It would be interesting to compare the move you intend to make with the computer's suggestion.
 4. Check: write a program that will determine whether Black or White is in check given a particular board setup.
 5. Take the Queen: write a program that can determine whether a black Rook can take the white Queen in no more than four moves if neither white pieces nor any other black pieces are allowed to move in between the successive moves of the black Rook.
 6. Eight Queens: this chess recreation was devised in the seventeenth century. The challenge is to discover how many ways it is possible to place eight Queens on a chessboard in such a manner that no one Queen can be taken by another? There are 92 solutions to the problem, which may be found by a computer program using this strategy: place a Queen in the first column and row of the board and a second Queen in an uncapturable or conflict-free row of column 2, and so on until a solution is generated or a conflict arises. When a conflict arises, backtrack to the column immediately before and place the queen in a new

conflict-free position, and then continue on. If no other conflict-free position exists, backtrack to the next previous column and place that Queen in a new conflict-free position, and so on.

7. Five Queens: write a program to determine how five Queens may be placed on the board in such a manner that every square is dominated by at least one of the Queens.
8. Twelve Knights or eight Bishops: write a program to place 12 Knights or 8 Bishops on the board in such a manner that all other squares are dominated.
9. Knight's tour: this program would find the path a Knight must take if he is placed on any square, and in 64 moves, he must land on each square once and only once. This problem may be solved by use of the heuristic strategy: For any square x on the chessboard, let $p_i(x)$ ($i=1, 2, 3, \dots$) be the number of squares accessible from x in i moves, not counting squares already visited. The knight always moves to a square x for which $p_i(x)$ exist, choose an x such that $p_2(x)$ is also as small as possible.

ADDITIONAL GAME PROGRAMS

Below are three listings that you can type into your computer and use.

Listing 7-5: The Card Shuffling Routine.

```

100 HOME : PRINT "CARD SHUFFLING ROUTINE"
110 DIM M(52)
120 N = 52: FOR I = 1 TO N
130 M(I) = I: NEXT I
140 FOR I = 1 TO N - 1
150 R = (N + 1 - I) * RND (1)
160 R = INT (R) + I
170 T = M(R)
180 M(R) = M(I)
190 M(I) = T
200 NEXT I
210 FOR I = 1 TO N
220 PRINT M(I); " ";
230 NEXT I: PRINT ""
240 END

```

Card Shuffler

You can incorporate the handy shuffling routine in Listing 7-5 into computer card games. The cards of the deck are numbered from 1 to 52 and are stored in the array M(x). A separate subroutine would convert these numbers into corresponding spot or face cards and suits.

William Tell Game

The program in Listing 7-6 presents a puzzle that will challenge those of all ages. The program describes "William Tell," and it's your job to determine what else characterizes William Tell. The solution is encoded so that typing in the program does not reveal the secret.

Listing 7-6: The William Tell Program

```
100 REM WILLIAM TELL
110 HOME
120 HTAB 10:PRINT "WILLIAM TELL"
170 DIM A$(20),B$(20)
190 PRINT "WILLIAM TELL IS A GAME OF LOGIC IN WHICH"
195 PRINT "THE COMPUTER GIVES YOU EXAMPLES OF WHAT "
200 PRINT "WILLIAM TELL IS AND YOU HAVE TO GUESS "
210 PRINT "THE SECRET BEHIND THE WORDS THAT CHARAC-"
220 PRINT "TERIZE WILLIAM TELL. THE COMPUTER WILL
225 PRINT "PROVIDE" YOU WITH EXAMPLES AS A HINT.YOU"
230 PRINT "MUST THEN GUESS WHAT WILLIAM TELL IS AND"
240 PRINT "IS NOT BY TYPING IN NEW WORDS YOU THINK"
245 PRINT "MAY CHARACTERIZE WILLIAM TELL. IF YOU "
250 PRINT "HAVEN'T FIGURED IT OUT AFTER 20 TRIES "
260 PRINT "YOU CAN ASK FOR THE ANSWER OR TRY THE"
265 PRINT "SAME SET AGAIN. HERE IS YOUR FIRST "
270 PRINT "EXAMPLE AND CHANCE TO GUESS:"
290 PRINT:FOR X=1 TO 20
300 READ A$(X),B$(X)
310 NEXT
330 REM THIS LIST OF EXAMPLES MAY BE EXPANDED
340 DATA BRILLIANCE,GLORY,GLASSES,SPECTACLES,MELLOW,INTOXICATED
350 DATA DULL,STUPID,COMMODITY,OBJECT,SHEEN,BRIGHT,UNDRESSED
360 DATA NUDE,MISSION,OBJECTIVE,SPEECH,PROSE,PASSIVE,INERT
370 DATA SUGGESTION,ADVICE,SYMMETRICAL,REGULAR,JITTERY,NERVOUS
380 DATA IMPRESSIVE,MAGNIFICENT,ERRONEOUS,FAULTY,FEEBLE,LAME
390 DATA CALLOUS,INSENSITIVE,SOOTHING,SERENE,SHALLOW
400 DATA SUPERFICIAL,NAMELESS,ANONYMOUS
410 FOR Y=1 TO 20
420 PRINT "WILLIAM TELL IS ";A$(Y);" BUT NOT ";B$(Y)
430 INPUT "WILLIAM TELL IS...";C$
440 GOSUB 730
470 IF F=1 THEN 560
480 INPUT "BUT, WILLIAM TELL IS NOT...";C$
490 GOSUB 780
500 IF F=1 THEN PRINT "WILLIAM TELL IS ";C$;"!!!"
510 GOSUB 790
530 PRINT
540 NEXT Y
550 GOTO 640
560 INPUT "BUT, WILLIAM TELL IS NOT";C$
570 GOSUB 730
580 IF (F=1)AND(G=1) THEN PRINT "WHOOOPS, I THOUGHT YOU GOT IT"
585 PRINT "LETS TRY SOME MORE...":G=0:PRINT
```

```

590 IF (F=0)AND(G=1) THEN 630
600 IF (F=0) THEN PRINT:PRINT "BY GOLLY, MAYBE YOU HAVE IT!"
605 PRINT "LETS TRY ONCE MORE...":PRINT:G=1
610 IF F=1 THEN PRINT "WILLIAM TELL IS ";C$;"!!!!":PRINT
620 GOTO 540
630 PRINT "RIGHT!!!!"
640 PRINT "WOULD YOU LIKE TO TRY AGAIN (A)"
645 INPUT "OR HEAR THE ANSWER(H)";A$
650 IF A$="H" THEN 670
655 GOTO 370
660 REM ENCODED ANSWER FOR WILLIAM TELL
670 PRINT "THE SECRET IS:"
680 A$="UGJJ?K/RCJJ/GQ/?LW/UMPB/AMLR?GLGLE/RUM/AMLQCASRGTC*/GBCLRGA?J/JCRRCPQ,"
690 FOR X=1 TO LEN(A$)
700 IF MID$(A$,X,1)="/" THEN PRINT " ";
705 IF MID$(A$,X,1)<>"/" THEN PRINT CHR$(ASC(MID$(A$,X,1))+2);
710 NEXT X
720 END
730 F=0:REM ANSWER EVALUATION
750 FOR X=1 TO LEN(C$)
760 IF MID$(C$,X,1)=MID$(C$,X+1,1) THEN F=1
765 IF MID$(C$,X,1)<>MID$(C$,X+1,1) THEN NEXT X
770 RETURN
780 REM WRONG ANSWER CHOICES
790 ON INT(RND*5+1) GOTO 800,810,820,830,840
800 PRINT "NOPE...GIVE IT ANOTHER TRY:":RETURN
810 PRINT "SORRY, NOT EVEN CLOSE.":RETURN
820 PRINT "THAT DOES NOT COMPUTE (IT'S WRONG)":RETURN
830 PRINT "YOU'RE STILL COLD...TRY AGAIN:":RETURN
840 PRINT "THAT ONE ALMOST BLEW MY CIRCUITE...HERE'S ANOTHER HINT:"RETURN

```

Personality Test

The program in Listing 7-7 will be interesting to guests. A series of verses is printed, and the player is asked to provide an interpretation. Although this program is based upon psychological research, don't take it too seriously. However, it is

interesting to note that the day of the computer psychologist is near; computers have already been used to question patients and provide an overall psychological analysis on the basis of standard psychological tests.

Listing 7-7: The Personality Test Program

```

10 HOME
20 REM PERSONALITY TEST--BASED ON PSYCHOLOGICAL RESEARCH
30 PRINT "THE FOLLOWING PERSONALITY TEST IS NOT"
32 PRINT "COMPREHENSIVE, BUT HAS BEEN USED TO"
40 PRINT "DETERMINE GENERAL CHARACTERISTICS."
50 PRINT
60 PRINT "INSTRUCTIONS: THREE VERSES WILL BE"
65 PRINT "PRINTED. FOLLOWING EACH VERSE WILL BE"
70 PRINT "A LIST OF INTERPRETATIONS. INPUT"
80 PRINT "THE CORRESPONDING NUMBER FOR THE"
85 PRINT "INTERPRETATION YOU BELIEVE IS THE BEST."
90 INPUT "PRESS 'RETURN' WHEN READY. ";A$
100 HOME

```

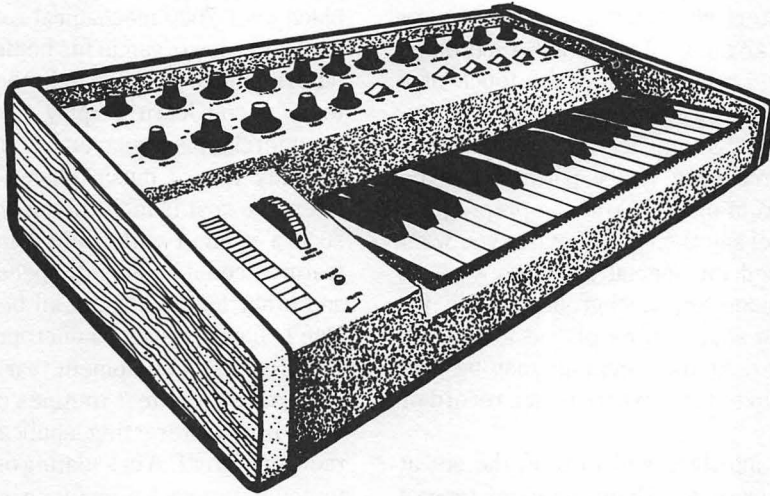
```

110 PRINT "A BOOK OF VERSES UNDERNEATH THE BOUGH,"
120 PRINT "A JUG OF WINE, A LOAF OF BREAD--AND THOU"
130 PRINT "BESIDE ME SINGING IN THE WILDERNESS--"
140 PRINT "OH, WILDERNESS WERE PARADISE ENOW!"
150 PRINT
160 PRINT "1) HAPPINESS OR CONTENTMENT CAN BE FOUND WITHOUT MUCH PLANNING"
170 PRINT "2) HAPPINESS IS IN ACCEPTING AND"
175 PRINT "ENJOYING SIMPLE THINGS"
180 PRINT "3) HAPPINESS IS ALWAYS PRESENT IF WE"
185 PRINT " TAKE THE TIME TO LOOK"
190 PRINT "4) IF YOU SET YOUR MIND TO IT, "
195 PRINT "HAPPINESS CAN BE FOUND"
200 PRINT "5) HAPPINESS IS WHERE WE FIND IT"
210 INPUT X1
220 HOME
230 PRINT "THERE IS A TIDE IN THE AFFAIRS OF MEN,"
240 PRINT "WHICH, TAKEN AT THE FLOOD, LEADS"
245 PRINT " ON TO FOR TUNE;"
250 PRINT "OMITTED, ALL THE VOYAGE OF THEIR LIFE"
260 PRINT "IS BOUND IN SHALLOWS AND IN MISERIES."
270 PRINT ""
280 PRINT "1) MAKE THE MOST OF YOUR CHANCE WHEN YOU GET IT"
290 PRINT "2) IN MANY CASES OF FAILURE, PEOPLE WERE AFFECTED BY CIRCUMSTANCES"
300 PRINT "3) OVER WHICH THEY HAD LITTLE CONTROL."
310 PRINT "3) ONE WHO PLANS WELL WILL SURVIVE WELL UNDER THE LAWS OF NATURE"
320 PRINT "4) LIFE IS SUCH THAT IT PAYS TO WATCH "
325 PRINT "WHAT YOU DO BEFORE YOU RUN INTO TROUBLE"
330 PRINT "5) ONE SHOULD BE ON THE WATCH FOR"
335 PRINT "OPPORTUNITY TO KNOCK, OTHERWISE HE"
340 PRINT " WILL MISS OUT ON GOING PLACES."
350 INPUT X2
360 HOME
370 PRINT "NO MAN IS AN ISLAND, ENTIRE OF ITSELF."
380 PRINT
390 PRINT "1) EVERYONE SHOULD CONSIDER THE"
395 PRINT "NEEDS AND WANTS OF OTHERS"
400 PRINT "2) USE OTHER'S INFLUENCE TO HELP"
405 PRINT " YOU PLAN YOUR LIFE."
410 PRINT "3) HE WHO DOESN'T CARE ABOUT OTHERS"
415 PRINT " FORGETS "
420 PRINT " HE IS A SOCIAL ANIMAL."
430 PRINT "4) TO GET WHERE YOU WANT TO BE IN"
435 PRINT " LIFE YOU MUST REALIZE THE NEED"
440 PRINT " FOR HELP FROM OTHERS."
450 PRINT "5) ALTHOUGH I AM THE CAPTAIN OF MY"
455 PRINT " SOUL, I MUST MAKE MY WAY"
460 PRINT " IN LIFE AMONG MANY OTHER "
465 PRINT "CAPTAINS."
470 INPUT X3
480 HOME
490 PRINT "THE TEST INDICATES THAT YOU"
495 PRINT "POSSESS THESE TRAITS:"
500 IF X1 = 1 THEN PRINT "IRRESPONSIBLE"
505 IF X1 = 2 THEN PRINT "CONVENTIONAL AND MORALISTIC"
507 IF X1 = 3 THEN PRINT "MORALISTIC"
508 IF X1 = 4 THEN PRINT "FORMAL"
509 PRINT "PRACTICAL"

```

```
510 IF X2 = 1 THEN PRINT "PRACTICAL AND LOGICAL"
512 IF X2 = 2 THEN PRINT "MORALISTIC"
514 IF X2 = 3 THEN PRINT "CONVENTIONAL"
516 IF X2 = 4 THEN PRINT "HUMOROUS AND SENSIBLE"
518 PRINT "EGO-CENTRIC"
520 IF X3 = 1 THEN PRINT "CONVENTIONAL"
522 IF X3 = 2 THEN PRINT "PRACTICAL AND LOGICAL"
524 IF X3 = 3 THEN PRINT "OBJECTIVE"
526 IF X3 = 4 THEN PRINT "EGO-CENTRIC"
528 PRINT "MORALISTIC"
530 PRINT "IF THE SAME TRAIT IS LISTED TWICE THEN IT IS ALL THE"
540 PRINT "MORE INDICATIVE OF YOU."
550 END
```


Chapter 8



Control and Peripheral Applications

The potentials for computer control and monitoring of the home are endless; only a few of the possible applications have been put into practice with the incorporation of microprocessors in household appliances. Several industry demonstration homes have been built to exhibit microprocessor control of the home. The following suggestions have been included in these homes or have been suggested by leading industry forecasters and futurists:

- Climate control is just one of the many functions provided by the home computer system. The rate of temperature change and humidity is noted, and the air conditioner or heater is turned off before the house is at a preset level; the temperature will “coast” to the desired level. The system also times the thermostat. In winter it turns down the temperature at night, turns it up again in the morning, and then turns it back down while you go off to work; in the summer it controls the air conditioner in the same manner. To conserve energy, the hot water heater is also turned down during certain hours when hot water isn’t needed.
- A vocal input interface to the home computer is continuously active, waiting for a command by one of the occupants. All appliances and lights controlled by the system can be switched on and off by voice command or can be programmed to start and stop at selected times.
- An intelligent alarm system will turn off all electricity and gas and call the fire department in case of fire. A burglar detection system calls the police if an intruder is detected ultrasonically or by other sensors.
- Interfaces to stereo, televisions, and telephones are also interesting. The telephone controller acts as a phone message recorder with additional features. If a message is taken, the unit can be instructed to call someone at another number and deliver the message. A telephone call to the machine itself can allow you to change the recorded message, play back messages, or control any of the devices connected with the home computer. A telephone file of commonly used numbers is stored in the computer. Additionally, you can dial numbers by simply calling them out vo-

cally; if a busy signal is encountered the computer continually redials the number until the line is free.

- The stereo interface transforms an ordinary stereo into a "jukebox" from which recordings may be selected and played at the touch of a button. A special device can monitor radio broadcasts and record all music; commercials and news are not recorded (voice patterns can be distinguished from music). You can preprogram the volume level and the type of music you want to have recorded for special purposes such as musical interludes and background music for dinner. A given song can be played a selected number of times, or the computer may be programmed to skip to the next song on a record or cassette.
- The television interface will turn on the set at selected times or record shows on video tape; a directional antenna or satellite dish is automatically turned for the best reception.
- Even the bar is automated. Drinks of your choice are mixed automatically (bottles of ingredients are connected by hoses to the special machine).
- You can use a voice synthesizer to audibly awake you in the morning with "Good Morning Mr. T. It's 8 A.M.," and then summarize your itinerary for the day.
- An automatic system can release fresh food and water for pets left at home for a long period, can sense when the animal has not eaten the food, and can notify the veterinarian to check the home.

Some other applications currently being used by hobbyists include the following:

- Voice or sound synthesizers are incorporated into games to provide dialogue or sound effects.
- Voice input computers are used for recording information called out by an operator. One hobbyist uses such a system to make simple calculations in his home workshop while his hands are full. Although such systems are usually limited to a vocabulary of about thirty words, some hobbyists have managed to develop automatic "dictation-taking" typewriters for limited pur-

poses (a word capacity of 100 is considered maximum).

- A hobbyist has used his small computer to replace over 7000 mechanical relays necessary to control a pipe organ in his home. Similarly, computers could be used to light the keys on an organ to help you learn to play a song. Although a commercial piano player has been developed to digitally record music played and play it back later, the cost is high. If you were to implement such a system with your computer, additional features could be added; speed, sustain, attack, and other features could all be varied.
- One hobbyist is using a microprocessor to create intelligent test equipment that can automatically perform a set of test routines on a given circuit. This is an interesting application for amateur radio operators. A calculating oscilloscope is able to compute exact items for rises, perform integrals, and differentials, compute peak areas, RMS values, and peak to peak distances, and do n-point averaging; all data can be stored.
- With the addition of silver contacts and a small amplifier, your computer could serve as a biofeedback monitor or lie detector. Galvanic skin resistance, temperature, or heartbeat could all be measured with the use of the proper instruments. This information could be sent through a joystick port or other J/D port and analyzed or displayed by the computer. An article describing the construction and operation of a computer biofeedback monitor appeared in *80 Microcomputing*, October 1983, pp. 176-192.

The capabilities of a computer allow sophisticated analysis and conversion of waveforms not obtainable with standard biofeedback equipment. An assembly language program could be written to convert alpha brain wave signals, which are in the range of 8-12 Hz, to audible sound by raising all the frequency components of the brainwave signal to the audible range while preserving the ratios between frequencies. Such a program could be used for a variety of unique applications—for example, for converting your voice from a very deep level to a "Mickey Mouse" level or for dealing with any situ-

ation requiring the conversion of analogue signals. You can envision future digital music players that have the added capability of altering songs through the use of hardwired computer circuits.

- A New Hampshire resident uses his home computer to control his wood stove; he reports a 10 to 30 percent improvement in efficiency.
- A digital/audio file in which a standard cassette interface is used to record digital information between songs (audio) could be used to index songs, prompt a vocal announcement by a voice synthesizer, or control volumes, speakers, times, or mixing.
- Hobbyists have connected computers to exercise equipment, such as jogging pads or exercise bikes, to keep track of energy expended, speed, or time. These special input devices could also be used as controllers for special video games.
- Special software and hardware configurations could permit two or more opposing players to use separate but interconnected computers in such a manner that they cannot see each other's gamefield. Games of this type (*multiplayer games*) are gaining in popularity on computer networks.
- Chess fanatics who also happen to be gadget fanatics would take delight in a computer-interfaced chessboard capable of sensing the movement of pieces. A robotic arm, of course, would move pieces for the computer.
- Personal computers can be used to generate titles for home video or film movies that can involve animated color graphics. Titles for slide shows could also be made by photographing the screen.
- Along similar lines, your computer could flash subliminal messages over television programs for behavior modification. These would last 1/30 of a second and assail your subconscious with messages to help you control your weight, deal with stress, smoking, or alcoholism, or become motivated toward success. Messages such as "I exercise" and "I am successful" could be repeated every minute.
- Radio scanner buffs can interface their computer

to a scanner via CompuScan™, a Bearcat product, allowing them to monitor up to 200 channels. The computer can display the frequency and the description of the channel received on a video monitor.

- Weather sensors such as electronic anemometers, thermometers and barometers can be interfaced with a computer to provide automatic weather monitoring.

HOUSEHOLD CONTROL DEVICES

The interfaces that allow a personal computer to help you out around the house are now commercially available from the firms listed below. For those with a hardware bent, schematics for a simple control latch system and A/D converter are included at the end of this chapter.

The firms have been divided into two groups, depending upon the type of product they offer: those listed under "Personal-Computer Systems" offer products that are designed to work with one or more popular brands of personal computers; those listed under "Dedicated Systems" offer products that are made specifically for home control applications but can be interfaced to computers by electronic geniuses.

Personal Computer Systems

Circuit Science, 4 Townsend West, Nashua, NH 03063; (603) 880-4066. Circuit Science manufactures the CSI-1200, a controller interface that plugs into an RS-232 port. This system eliminates the BSR control box, but uses the BSR remote modules for each appliance controlled.

Compu-Home Systems, 3333 East Florida Ave., Denver, CO 80210; (303) 777-6600. This firm manufactures the Tomorrowhouse system for the Apple II, which controls lights, appliances, solar-heating systems, sprinklers, hot tubs, indoor heat, and air-conditioning. It guards against burglars and reminds you of appointments and important dates.

Cyberlynx Computer Products, 4828 Sterling Dr., Boulder, CO 80301 (303) 444-7733. Cyberlynx offers the Smarhome I system for con-

nection to your Apple RS-232 port. It can be attached to an infrared detector to sense heat or movement in a room and cause lights and appliances to turn on and off to scare off an intruder. The system is also configured to control appliances for convenience and energy saving.

HyperTek, P.O. Box 137, Route 22 East, Salem Industrial Park, Whitehouse, NJ 08888; (201) 874-4773. HyperTek manufactures the HomeBrain, a dedicated microprocessor for home control that uses sensor for heat, temperature, and motion. It uses Leviton wireless controllers and hardwired relays to integrate and schedule many home appliances. It can be connected with any personal computer via an RS-232 port.

Intelectron, 1275 A St., Hayward, CA 94543; (415) 581-4490. This firm offers The Control Center, a system operating on the same principle as the BSR system.

Infield Software, 2422 Alvin St., Suite 100, Mountain View, CA 94043. Infield sells the Home Controller for connection to your Apple II Plus or IIe; it incorporates the BSR home control unit to run appliances, lights, sprinklers, spa, and so on.

Dedicated Systems and Hardware

Anova Electronics, Three Waters Park Drive, San Mateo, CA 94403; (415) 572-9686. Anova sells three dedicated microprocessor-based systems for home control. These systems can be used for control via telephone; and offer timed or instant remote control of appliances, and protection against fire, burglary, and utility failure.

Audio Command Systems, 46 Merrick Road, Rockville Center, New York, NY 11570; (516) 766-2627. This firm offers remote control devices including low-voltage lighting-control systems, motorized drapery controllers, stereo components, and robots.

BSR, Route 303, Blauvelt, NY 10913; (914) 358-6060. This firm is the granddaddy of home control systems; their BSR System is used by a variety of other manufacturers as a component of their system. The BSR controller encodes a signal on the 60-cycle alternating current of the house's electrical system, eliminating the need for special

wiring throughout the house. Each controlled appliance is plugged into a remote unit that may be turned on and off the the main control box of the BSR system.

Leviton, 59-25 Little Neck Parkway, Little Neck, NY (212) 229-4040. Leviton manufactures electronic control devices that allow computer control of lighting and appliances.

Technicom International, 23 Old Kings Highway South, Darien, CT 06820; (202) 655-1299. This firm offers the Energy Control System (ECS), which can control up to eight devices in the home using BSR remote modules.

The Use of Home Control Systems

Users of these control systems report applications as diverse as energy conservation through keeping various rooms at desired temperatures for different times of day, sprinkling the lawn according to the amount of ground moisture, securing doors, signaling a baby's movements in a crib, making and logging phone calls, detecting the seepage of water into a basement, opening and shutting drapes and starting the roast by a phone call from the office.

The control system can be arranged in such a manner that one computer controls the entire house, or a network of computers (one in each area of the house) can be interconnected via RS-232 communications channels as shown in the diagram in Fig. 8-1.

MUSIC

A few music/voice synthesizers are now on the market as personal computer peripherals. Possible uses for these include the following:

- Use them with games for special sound effects.
- Use them with a music composing program to generate and play original music continuously.
- Use a music synthesizer as programmable drummer to accompany other instruments. Various drum sounds, speeds, and patterns including Latin, swing, jazz, waltz, and march, could be programmed. The metronome, cymbals, and other percussion devices could also be imitated.
- Use a voice synthesizer to "sing" the vocals of a music piece, producing a unique composition.

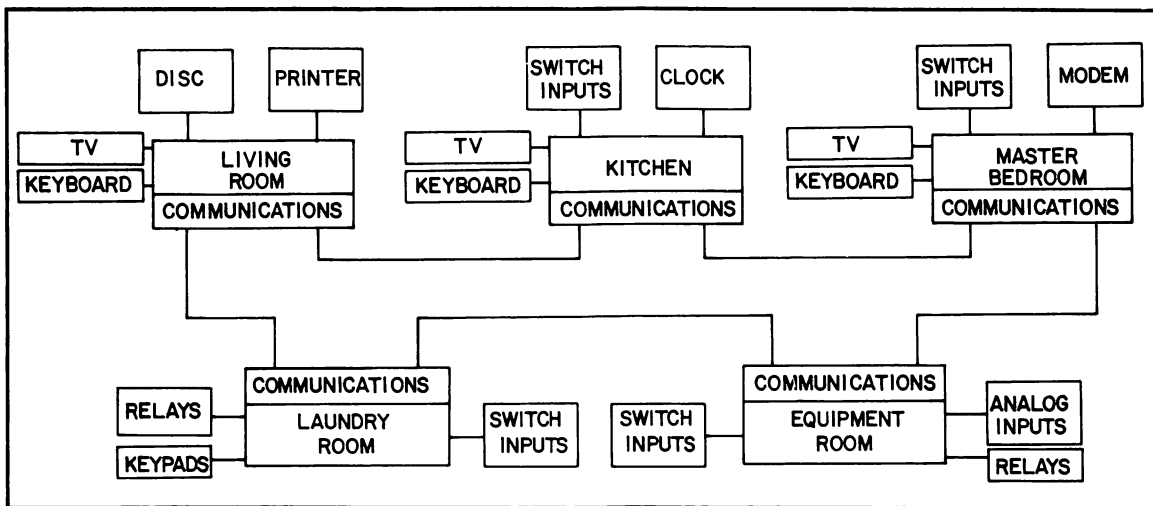


Fig. 8-1. Five areas of a computer-controlled house. Separate microprocessor-based nodes communicate via an intelligent communications processor and an advanced data link controller.

Use the standardized MIDI (Musical Instrument Digital Interface) to connect a home computer to one or more electronic musical synthesizers to play or digitally record your compositions on a standard electronic keyboard. Comprehensive reformation on MIDI is available from: MIDI Users Group, P.O. Box 593, Los Altos, CA 94022, phone (408) 253-4684.

Additional applications in the area of music include the following:

- If you have a plotter or a graphic printer or terminal, your musical compositions or those of the computer could be displayed in standard musical notation.
- Loops of the proper speed and duration will generate a specific audible frequency on an AM radio placed next to a CPU. A machine language or BASIC program to make use of this effect could produce sounds that resemble music.
- If music is digitized with the use of an A/D converter, it can be altered in various ways. Here are some examples:
 - Selected voices or instruments could be removed/added after an analysis of frequency content.
 - The music could be played at any selected rate

without a change in pitch, or could be played backwards for special effect. You could transform a given composition into another style of your choice.

- Today's color organs, which produce a pulsating light in response to music, rely upon analog circuits and often do not produce good results. A dedicated microprocessor could be used to control the lights instead, resulting in a more favorable response.

AN EXTERNAL DEVICE CONTROLLER FOR YOUR COMPUTER

The project described below will allow the electronic enthusiast to economically interface his or her computer with external devices. For those not electronically inclined, controlling interface circuit boards are commercially available for under \$200.

The controller described here will allow you to economically interface your computer with virtually any external electrical device; up to sixteen devices (channels) can be controlled simultaneously.

This interface switches on and off a small amount of current to control relays that in turn can control larger electrical loads (see Fig. 8-2). Prac-

tically all eight-bit computers can drive the interface, and a four-bit microprocessor could drive a modified interface for specialized control purposes.

The interface consists of three modules: a sixteen-channel demultiplexer, a sixteen-bit "memory," and sixteen single transistor driver amplifiers (see Fig. 8-3); the construction cost should not exceed \$30. The interface is designed to be connected directly with a parallel output port.

The four low-order bits of data coming from the parallel output port are inputted to the demultiplexer. The demultiplexer selects the appropriate output pin and pulls it low (for example, if the four

bits are 0000, channel zero will be selected and pin one pulled low). Since only sixteen individual signals are possible with four bits, sixteen is the maximum number of channels that can be selected. Each output signal switches the state of one of the sixteen flip-flop chips. Thus, the flip-flops act as a sixteen-bit memory to maintain the status of each channel continuously. Signals sent to one flip-flop will alternatively toggle the corresponding channel on and off. The fifth bit of the data byte is first buffered and then connected to the reset pin of each flip-flop. Thus, all channels may be reset (turned off) simultaneously through the use of the fifth bit.

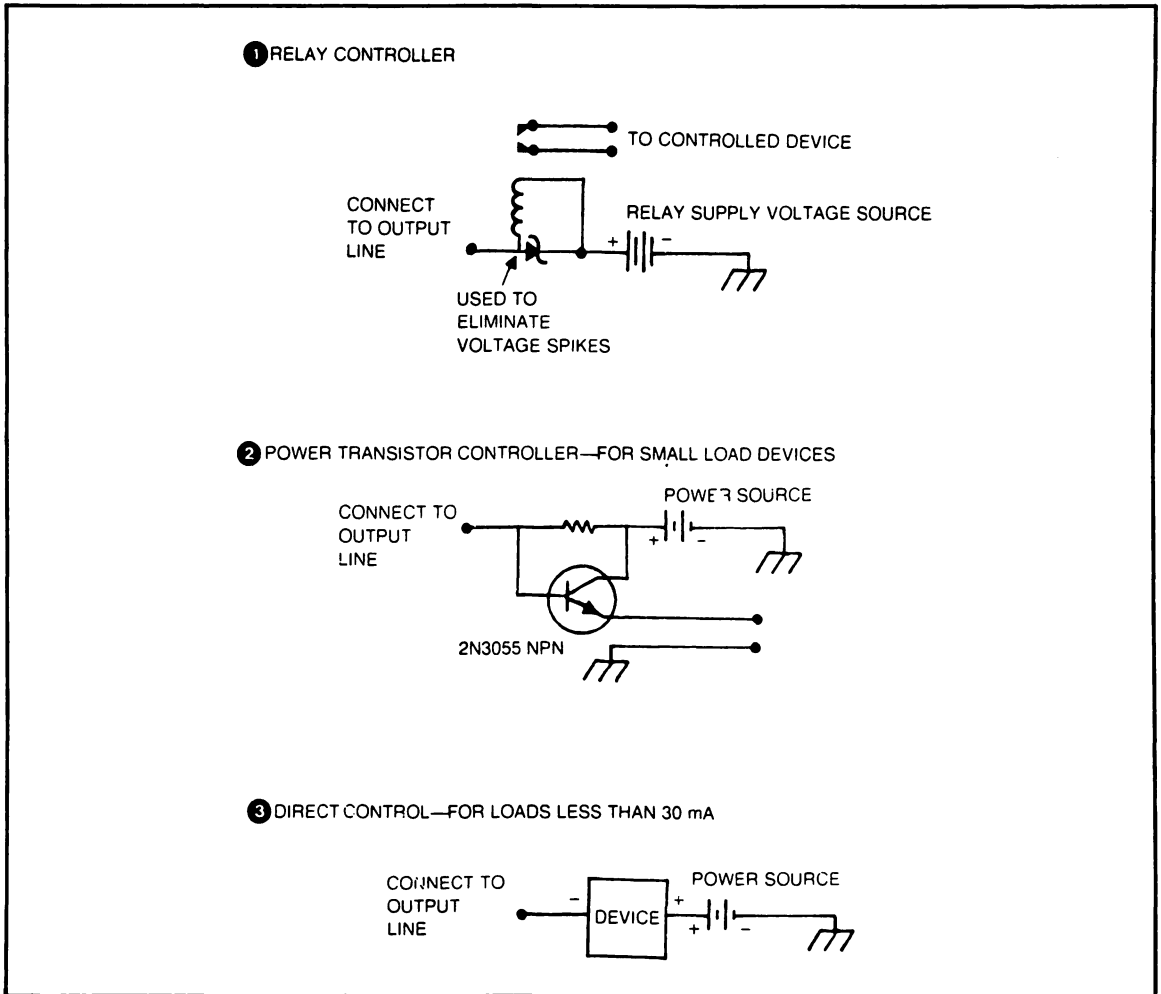


Fig. 8-2. Diagram of output devices that can be selected to match the controlled load.

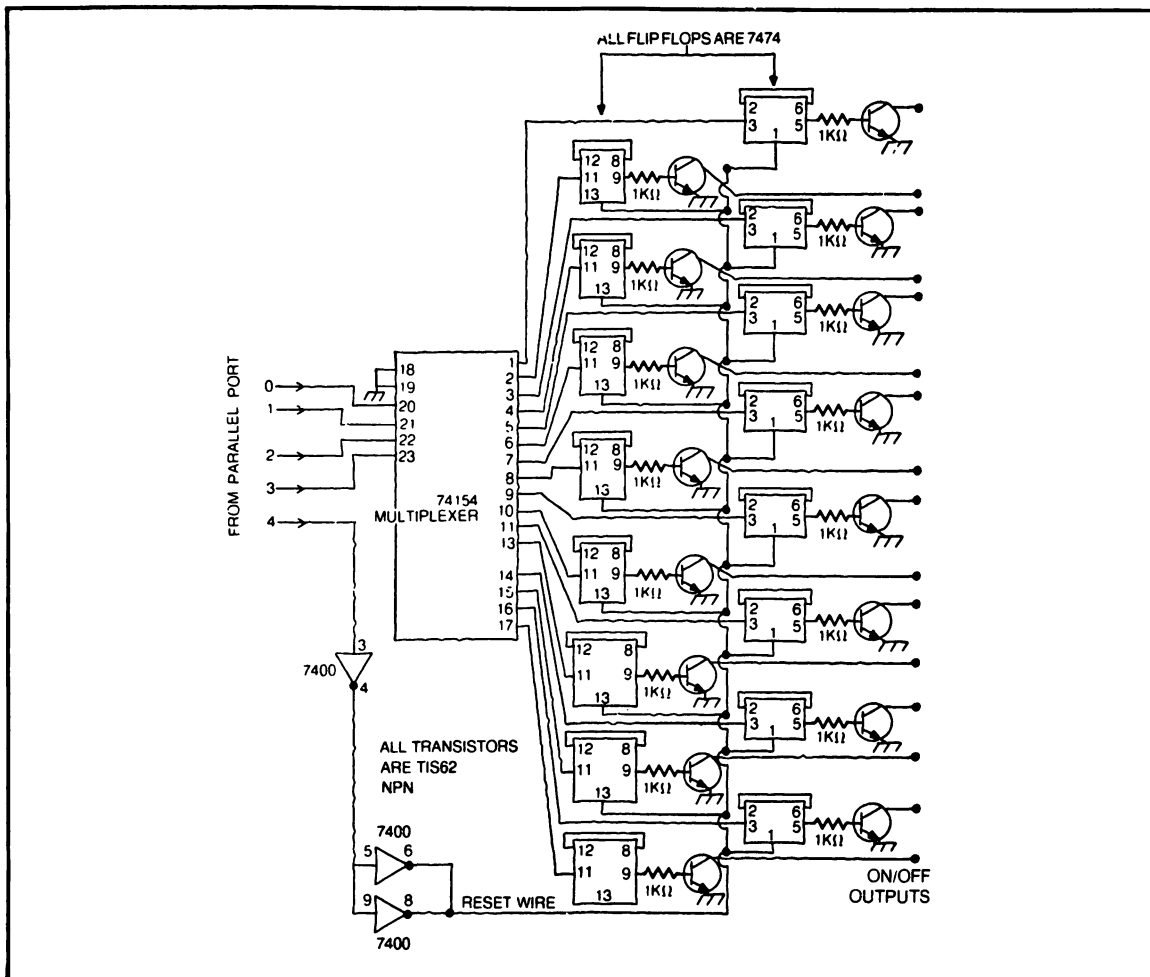


Fig. 8-3. A schematic diagram of the control latch system.

The software must output the signal corresponding to the correct channel to control devices connected to the interface. However, a channel cannot be switched on and off continuously by selecting that channel over and over again. This restriction is due to the fact that the flip-flops only switch on rising edges from the demultiplexer, which occur only if the multiplexer has been changed to select a different channel. Therefore, to switch a given flip-flop on and then off, follow these steps: 1) select the channel with the proper data byte, 2) select any other channel (for example an unused channel), 3) wait for the first channel to toggle on,

and 4) reselect the first channel to turn it off.

AN A/D CONVERTER FOR YOUR COMPUTER

The A/D (analog to digital) converter has many applications for use with personal computers. It will allow you to interface joysticks or potentiometers with computers for use during editing, video drawing, or game playing. Automation of test equipment and control over robots or machines are among the many other possible applications.

The eight-channel interface described here is designed for use in converting signals in the range of about 0.1 Hz to 100 Hz, which is sufficient for the

applications listed below (see fig. 8-4). The "sample-and-hold" principle is used in the design to store an analog signal as a capacitor charge until it is processed. The two power supplies necessary should fall between 4.5 to 6.5V and 12 to 15V respectively.

An assembly language software description is provided below; you should supply the op codes for your microprocessor.

1. Initialize the pointer
2. Load the next byte for output
3. Output the byte
4. Set the accumulator equal to the pointer
5. Select the next channel and enable the sample and hold process

6. Turn off the sample and hold strobe
7. Turn off the selected sample and hold
8. Decrement the value of the pointer
9. If the pointer is greater than or equal to zero, loop back to step 2; otherwise return to the main program.

As you can see, the program sequentially addresses a channel, outputs the voltage that is to be held, disables that channel, repeats the process for the other channels, and then returns to the main program. You could arrange the program to act as an interrupt handler signaled by a clock strobe on an interrupt line.

A D/A (digital to analog) converter can also

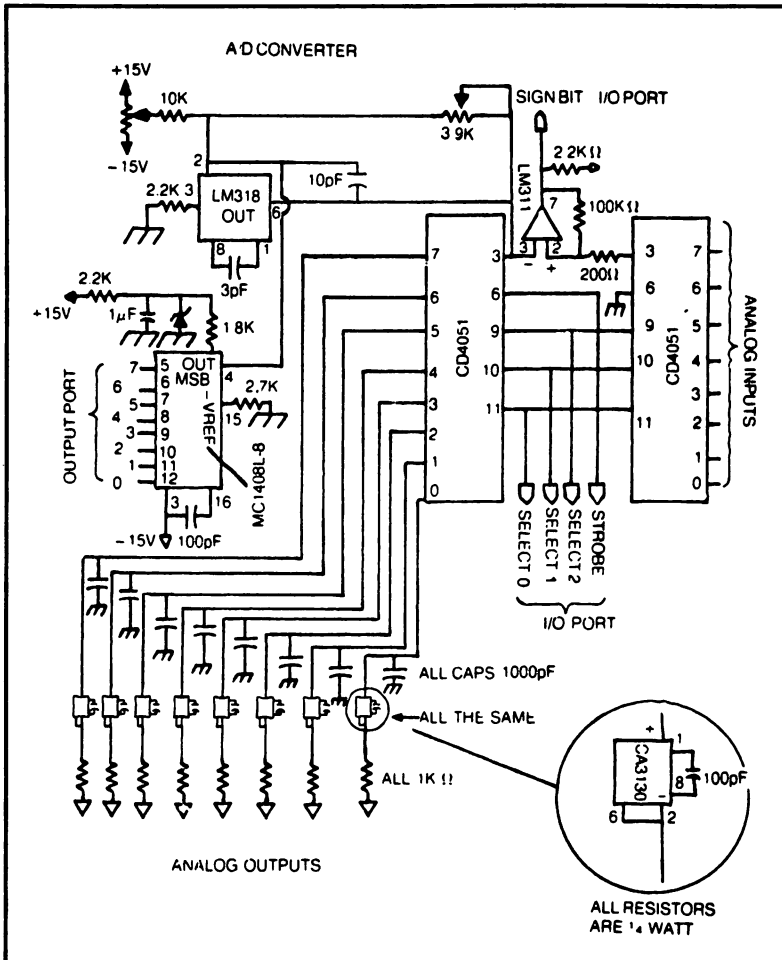


Fig. 8-4. A schematic diagram of the A/D converter.

be built or purchased and used to produce speech, music, or sound effects or to control the speed of a motor, among many other applications.

PERSONAL ROBOTS

Today the development of personal robotics is at the stage personal computers development was in the early 1970s. It's a young field with great potential and much remaining to be explored. Personal robotics is discussed here as a control application for your personal computer, considering that many robots available on the market rely upon external microcomputers for partial or complete control over their actions.

The state of the art personal robot can locomote, talk, and perhaps perform crude manipulator functions or chores such as vacuuming the house or automatically finding the battery recharge unit when necessary. Capabilities such as setting the table like a maid, fetching a beer, or mowing the lawn like a loyal son are currently out of the question. As of this date, none of the available products even come close to replacing appliances or off-spring. In fact, most of the robots for sale do not have functional arms, and few are self-contained; most communicate with their host computer by means of a cord or via radio transmissions. At present, personal robots serve little purpose other than entertainment and as an educational tool. However, advances are being made to allow more practical use of personal robots, and you could be part of that frontier!

Manufacturers of Personal Robots include:

Androbot, Inc.
101 E. Daggett Dr.
San Jose, CA 95134

Heath Co.
Benton Harbor, MI 49022

Microbot, Inc.
453-H Ravendale Dr.
Mountain View, CA 94043

RB Robot Corp.
14618 W. 6th Ave., Suite 201
Golden, CO 80401


Robotics International Corp.
2335 E. High
Jackson, MI 49203

Sandhu Machine Design, Inc.
308 S. State St.
Champaign, IL 61820

Technical Micro Systems, Inc.
366 Cloverdale
Box 7227
Ann Arbor, MI 48107

Terrapin, Inc.
380 Green St.
Cambridge, MA 02139

Chapter 9



Artificial Intelligence, the Future Personal Computer, and Networking

In his book *Future Shock*, Alvin Toffler describes a future home computer system named OLIVER, the primary purpose of which is to help the owner deal with decision overload.

"In its simplest form, OLIVER would merely be a personal computer programmed to provide the individual with information and to make minor decisions for him. At this level, it could store information about his friends' preferences for Manhattans or martinis, and data about traffic routes, the weather, stock prices, and so on. The device could be set to remind him of his wife's birthday or to order flowers automatically. It could renew his magazine subscriptions, pay the rent on time, order razor blades and the like. As computerized information systems expand, they would tap into a worldwide pool of data stored in libraries, corporate files, hospitals, retail stores, banks, government agencies, and universities. OLIVER would thus become a kind of universal question answerer for him. However, some computer scientists see much beyond this. It is theoretically possible to construct an OLIVER that would analyze the con-

tent of an owner's words, scrutinize his choices, deduce his value system, update its own program to reflect changes in his values, and ultimately handle larger and larger decisions for him."

FUTURISTIC APPLICATIONS THAT ARE FEASIBLE NOW

Although many of these applications will probably not be feasible within the coming decade, some ideas being put into practice include the following:

Medical monitoring. A specially designed microcomputer could be programmed to make checks of your bodily functions. Information such as nutritional and caloric intake, pulse rate, blood pressure, and weight loss or gain could be entered into a program especially tailored for your metabolism. Specific conditions that warrant a visit to the doctor could be computed and outputted.

With a telephone modem, the computer could transmit such information to a larger data bank for processing. Additionally, answers to common medical questions could be provided by the data bank.

Information research. The facilities to tap computerized information banks (for example, the information banks of the New York Times and the World Trade Center) are already available via telephone modems connected to such service companies as The SourceSM. Such services are especially useful to businessmen, authors, and educators who need to locate specialized information. In addition, a home computer interfaced to a standard modem could tap the Library of Congress's computerized card catalog as well as numerous other data banks.

Personalized news service. A home computer on-line with a news service could select news items by category and store them for review later by the home owner. The United Press International wire service provides all major national and world news; news items are coded by category, and thus, a computer on-line could select items of interest.

Travel information. A travel service data bank, filled with information regarding flights, schedules, prices, availability, reservations, and so on could supply all the information necessary for you to plan a vacation or an outing, via a telephone modem.

Stock market quotes. A continual Dow Jones listing service could supply stock market quotes to the home computer via a telephone modem. Such a service would be a boon to those attempting stock market analyses with their computer.

Educational programs. Quality, comprehensive educational programs are being developed for the growing home computer video tape player can be used in conjunction with the computer to provide television images that cannot be provided with conventional computer graphics. In addition, the computer can randomly access video images from a video disk to provide interactive education.

Business extensions. Computer programmers, professional investors, and other professionals who do most of their work with a computer system are beginning to install home terminals; soon traveling to an office will be unnecessary.

Computer networks. Numerous amateur

and professional computer networks have been formed for the exchange of programs, ideas, tips, and other information. Commercially available "bulletin board" software allows anyone with a computer and auto-answer modem to form their own network. Consult Appendix A for a listing of computer bulletin board systems available in your area.

Intelligent devices. A home computer interfaced with household devices could create a complete home management system. Climate control, solar energy system control, television set timing, cooking device control, and so on could all be done simultaneously by a properly equipped home computer. With falling costs for microcomputers, such control applications are becoming economical.

Other possibilities include a complete, computer-controlled diagnostic system for your automobile.

Artificial intelligence? A popularly quoted assessment of computers and people goes like this: "Computers are fast, accurate, and stupid. People are slow, inaccurate, and brilliant. Together they can perform incredible feats beyond the imagination." With the advent of artificial intelligence, computers have begun to enter the "brilliant" category. So-called *expert systems* are capable of making informed decisions on the basis of hundreds of thousands of rules and relationships much as a human expert can. Although most artificial intelligence programs are intended for large computer systems, some of this technology will be available in the near future for the personal computer. Numerous applications in medicine, business, science, and education are foreseen. For further information and experimental programs for use on your personal computer, see *Artificial Intelligence*, by Neil Graham, TAB Books, Inc., Blue Ridge Summit, PA 17214.

FUTURISTIC APPLICATIONS THAT ARE NOT YET FEASIBLE

However, not all applications suggested by the media are practical, and in some cases may not be possible to accomplish with current technology.

The examples of impractical applications described below will serve to define the limits of personal computer control/peripheral applications.

Personal security system. By determining heights, weights, and diameters of all who come to your doorstep, your computer will be able to recognize whether or not that person is an acquaintance (based on previously stored information).

The problems associated with this application are obvious; the equipment to determine heights and diameters of a person in motion would be difficult to interface with the computer, and no purpose is given for spending hundreds of dollars to accomplish such a feat.

Robot maid. Some authors have claimed that domestic androids will be available within a few years to do such chores as vacuuming a home, walking the dog, washing dishes, preparing food, and so on and will have the capability of carrying on a natural conversation with the owner.

Although several robots are commercially available for home use, the application of these as useful household servants has not passed the point of tedious control of their every movement by humans. Some robots are available with sensors that enable them to avoid collisions with people and objects such as furniture. These robots can even vacuum a floor in a semirandom fashion, but further applications are limited by inadequate mechanics and the problem computers have in recognizing "universals." Dennis Gabor described this problem in his book *Innovations*.

"One can say that it is incomparably easier to design a computer for solving a wave equation beyond the reach of the best analyst than to design one that will pick up and empty ashtrays, because ashtrays come in so many shapes."

Presumably, the use of the television camera is the only way to give a robot "sight." Computer analysis of the thousands of individual pixels, or dots, in a television picture to determine what objects are in the picture is not yet practical for personal computers.

The problems of speech input are also numerous. A very large memory capacity and a high processing speed are necessary for "understanding"

anything even approaching normal conversation.

However, hobbyists show considerable interest in robotics, and over the next few years they will produce increasingly sophisticated robots.

Controlling an automobile. The problems associated with the computerized control (driving) of an automobile are much the same as those associated with the control of domestic androids.

NETWORKING

The world is your neighbor via your microcomputer. Within the past few years there has been a tremendous growth in *networking*, the connection of computers to other computers through the use of modems and phone lines. Many experts predict that networking will be one of the primary uses of personal computers in the future.

What services are available from networks, now and in the near future? One important application will be the creation of an electronic banking system. With this system, you will be able to make and receive payments via your home computer terminal, which would be the main computer system in your bank or supermarket. The so-called *cashless society* will become a reality.

Another important aspect of networking is that you will have access to vast amounts of information instantly—everything from stock market quotations to major newswires to journal and encyclopedia articles. You will also be able to exchange information, programs, and other forms of *electronic mail* with one or all of the thousands of users on a typical network. The applications of networking services for personal computer users is in its embryonic stage, and many new applications are forthcoming.

Modems

Modems are electronic devices that allow communication between your computer and another computer. They translate the electronic signals from a computer into audio tones that may be sent through an ordinary phone line and translate the incoming audio signals into digital signals. The cost for a modem ranges from \$50 to over \$600 depending upon its capabilities, but most personal

computer users can find a modem to suit their needs for under \$200.

A *direct-connect* modem patches into your phone line directly and is the simplest to use. An *acoustic-coupled* modem which cradles an ordinary telephone handset, is often less reliable, but it has the advantage of being usable at public phones. If you're willing to spend extra, a direct-connect modem can be equipped with a feature that will answer the telephone automatically and can dial numbers stored in the computer and then initiate data transmission; these features are called *auto-answer* and *auto-dial*.

The other consideration in buying a modem is the speed at which it can send and receive data. The normal telephone line is capable of sending up to 1200 bits of information per second, or 1200 *baud*. 300 baud is most commonly used by computer hobbyists, although higher speeds of data transmission can be had for a price.

Terminal Programs

As a final requirement, you must write or purchase software to communicate with the modem

and the outside world; the required software is commonly called a *terminal* or *communications* program. Modems are often sold with these communication programs as a package designed for your brand of personal computer. This software will allow you to send messages or programs to the main network computer and display or store incoming data. Again, a wide price range exists, depending upon the capabilities you need; these factors should be reviewed with your salesman before purchase.

Available Networks

There are two principle networks of broad interest—CompuServe and The Source. Both of these services offer an extensive variety of information sources, which are outlined below:

COMPUSERVE INFORMATION SERVICE SUBJECT INDEX

CompuServe
5000 Arlington Centre Blvd.
P.O. Box 20212
Columbus, Ohio 43220

AAMSI Medical Forum	Articles, computer	Belmont Golf Association	Currency exchange	Futures industry news
AID calculations	Asian weather	Belmont's golf (SIG)	Stocks	Futures market prices
AMEX prices (MQUOTE)	Assoc. Press Access	Billing, general	Canning, home	General news
ASCMD SIG	Assoc. Viewdata Wire	Billing, reviewing	Car care	Metals news
ASI Monitor	Astronomy Game	Biorhythms	Care, comparison	Weather
AVSIG	Astronautics	Blackjack game	Cattle prices	Commodore newsletter
Academic American Ency	Atari Forum	Bliss language	Central Trade Bank	Commodore VIC (SIG)
Access	Athletic equipment	Book, ordering:	Changing password	Comm. Industry Forum
Access phone numbers	Athletic's Outfitter	Fifth Avenue Shopper	Changing terminal type	CompuServe command
Adult education	Atlas, shopping service	Howard Sams Books	Charges, monthly	Comp-U-Store
Adventure game	Attorneys	Book, reviews:	Checking, banking	Computer, books
Advertisers, TODAY	Author's (SIG)	AAMSI, medical journals	Child care	Computer club news
Advertising:	Auto Information:	Rainbo's Reviews	Children, education	Computers & Electronics
For sale	Gov't publications	Boston, Shawmut Bank	Children's games	The Micro Advisor
Notices	Investors Diversified	Bridge game	Cinema news	Computer Magazine Index
TODAY Magazine	Popular Science	Brokerage	Clarke School for Deaf	Computers & Electronics
Want ads	AutoNet	Budgeting, home:	Classified Ads:	Computer club news
Advertising, classified:	Autos, buying:	CompuServe	St. Louis Post-Dispatch	Concentration game
St. Louis Post-Dispatch	AutoNet	Gov't publication	Clothing, fashion	Consumer items for sale
Advice:	St. Louis Post-Dispatch	Bulletin Board	Clothing, sport	Consumer news:
Aunt Nettie	Aviation:	Business, farming	Cocoa news	Software
African weather	ASI Monitor	Business information Wire	Coffee news	Continuing education
Agribusiness	EMI Flight Planning	Business news:	College cost program	Cooking (SIG)
Agricultural news	NSW Aviation Weather	AP Viewdata Wire:	Color computer (SIG)	Corporate news release
Air travel:	Official Airline Guide	Business Wire	Copper futures prices	Copper news
Firstworld Travel Club	Peak Delay Guide	Canadian, U.S., Int'l	Copper news	Cotton futures prices
Official Airline Guide	Aviation Rules & Reg	CompuServe	Cotton news	Court cases, aircraft
Pan Am	Aviation Safety Inst	Middlesex Daily	Cross Assemblers	Cruise line
Travel Fax.	Aviation (SIG)	St. Louis Post-Dispatch	Current rates	Database, how to use
Air travel delays	Aviation weather	Washington Post	Database searches	dataFamilies
Aircraft	Bacchus Data Services	CB Interest Group	Decwars game	Decwars (SIG)
Airline guide	Banking, electronic	CB Radio simulation:	DEFAULTS, setting	Department of State
Airport delay guide	Banks:	Access to	Diak area	Document delivery
Amateur Radio	Central Trade Bank	Instructions	Document retrieval	
Analogies test	First Tennessee Bank	Introduction		
Annual reports	Huntington National Bank	CB Society		
Apple, programs for	Shawmut Bank of Boston	CEMSIG		
Apple User's Group	Banah game	CP/M user's group		
Appliances for sale	Baseball (AP wire)	Cameras for sale		
Arcade (SIG)	Basic CompuServe	Canadian:		
Art Gallery	Beef prices	Business news		

Documentation ordering
Dress
Drugs
Drugs, medicine
EMI Flight Plans
Earnings forecasts
Economic news
Editorials:
 Washington Post
Education:
 Academic Encyclopedia
 Clarke School for Deaf
 The College Board
 The Multiple Choice
Education, family
Educational games:
 Super Brain Challenge
 Witty Write-Ins
Educator's (SIG)
Electronic banking
Electronic Bounce Back
Electronic Health Catalog
Electronic mail
Electronic shopping
 Eliza program
EMAIL
Emergencies, auto
Emergencies, health
Employee benefits
Encyclopedia
Energy conservation:
 Gov't publication
 Popular Science
Energy news
Entertainment:
 AP Viewdata Wire
 CompuServe
 Hollywood Hotline
 Environmental Forum
 Equipment, mining
 European weather
Executive, terminal
Expert, music
FAA reports
FAA rule changes
FOI Newslines
Facts, general
Family budget
Family life
Family Matters Forum
Fantasy game
Farming
Fashions
Federal gov't news:
 Associated Press News
 Washington Post
Federal publications
Fedwatch newsletter
Feedback, CompuServe
Fifth Avenue Shopper
FILGE Instructions
Finance
Financial advice
Financial aid, college
Financial forecasts
Financial Information.
Financial Insurance
Financial news (AP)
Financial news, micro.
Financial planning
Financial services
Fire Fighters' (SIG)
Fire prevention
Fireplaces, firewood
First Aid
First Tennessee Bank
Firstworld Travel Club
Fitness
Flight operations
Flight plans
Flowers, ordering
Focal.
Food & Drug Admin
Food Buyline (SIG)
Food Information:
 FDA
Food storage
 For fitness
Freezing
Menus.
Football (AP wire)
Football game

For Sale:
 Bulletin Board
 Clothing, sport
 Consumer goods
Fortran (XF4)
Funds Management
Fur Trader game
Futures Industry news
Futures prices
Games, computer:
 Adventure
 Astrology
 Backgammon
 Banshi.
 Biorhythms
 Blackjack
 Bridge
 Chess
 Civil War
 Concentration
 Decwars
 Dice
 Eliza
 Fantasy
 Fastermind
 Football
 Fur Trader
 Golf
 Gomoku
 Hammurabi
 Hangman
 Kesmai
 Lunar Lander
 Magic Cube solution
 Maze
 Megawars
 Mugwump
 New Adventure
 Othello
 Real-Time Star Trek
 Roulette
 Scott Adams
 Scramble
 Space War
 Star Trek
 Trivia test
 Wumpus
Games (SIG)
Gandolf's Reports
Gardening
Gasoline, saving
General banking
Godiva chocolate
Gold:
 Future prices
 News
Golf, Belmont Golf Assn
Golf, Official PGA Tour:
 Biographies
 Players
 Statistics
Golf (SIG)
Gomoku game
Good Earth (SIG)
Grain prices
Grains futures
Grolier's Encyclopedia
Ground water
Hammurabi game
HamNet (SIG)
Handelman's Athletic Sup
Handicapped, deaf
Hardware reviews
Health
Health and fitness
Health Care
Health Resources
Health-Tex
Health Users' Group
Healthkit Catalog
Heinold Commodities
Help
Help (documentation)
Hi-Tech Forum
Hockey (AP wire)
Hollywood Hotline
Home banking
Home finance
Home management programs
 Amortize a loan
 Calculate a raise
 Checkbook balancer

Net worth
Home services
Horticulture
House plants
Howard Sams Books
Humor, satire
Huntington, bank
Husbandry
IBM-PC (SIG)
IDS
IRA
Immigration
Index:
 AAMSI journals
 CompuServe
 Computer Periodical
 Stock Market
Industries, farming
Information, music
Information on Demand
Information Retrieval Ser
Insurance:
 Dental
 Disability
 Employee Benefits
 Health
 Life.
 Miscellaneous
 Insurance, aircraft
Intelligence test.
Interest rate
Investment news
Investment News & Views
Investments:
 MicroQuote
Investors Diversified
Job, in the home
Jobs:
 St. Louis Post-Dispatch
Jumbled words test
Kesmai
Kitbuilding
LDOS (SIG)
Languages on CompuServe:
 Bliss
 Focal
 Fortran
 Macro
 Pascal
 Snobol
Legal Forum
Legal issues
Library, electronic
Lineprinter art
Liquid Green
Literary (SIG)
Livestock futures
Livestock prices
Lobby Letters
MMS Financial Analysis .
MNET-11 (SIG)
Macro
Magazine, advertisers
Magik Cube solution
Mainstreaming
Maintenance equip
Manuals, documentation
Manufacturer's newsletters
 Commodore
 RCA
 Tandy
Maps, road travel
Marine weather
Market prices
Market research
Massachusetts, banking
Medical:
 AAMSI Forum
 ASCMD Forum
 FOI Newslines
Medical newsletter
Medical Records.
Medicine, consumer
Metals futures prices
Metals prices
Micro Advisor, The
Microcomputers:
 Advice
 Financial news
 General
 RCA
 Tandy

What's new in
MicroQuote
Microsoft (SIG)
Middlesex Daily News
Mine-Equip .
Money market
Money supply
Monthly charges
Mortgage budgeting
Movie reviews:
 CompuServe
 Hollywood Hotline
Multiple Choice, the
Music
Music Forum
Music Information Service .
Musus-Pascal (SIG)
Mutual Funds
NASA
NIPSIG
NOAA weather
NTSB cases (aviation)
NWS aviation (weather)
NYSE prices (MQQUOTE)
Names of users
National Issues (SIG)
National Water Well Assn
National Weather Service
Netwits
Netwits (SIG)
New product news:
 Popular Science
 The Micro Advisor
New services
News, CB
Newsletters:
 AAMSI Communications
 Commodore
 RCA
 Tandy
Newspapers
Node locations
North American weather
Norwegian Am. Cruises
Notices (Bulet)
Nutritional analysis
OK level
OTC drugs
OTC prices (MQQUOTE)
Official Airline Guide
Ohio, banking
Ohio regional news
Ohio Scientific (SIG)
Options, stock
Orch-80 music (SIG)
PGA Official Tour Guide
PUG (Panasonic SIG)
Pan Am
Panasonic (SIG)
Parenting & Family Life
Pascal (SIG)
Password, changes
Peak Delay Guide
Periodical Guide
Personal computing
Personal finance:
 Gov't publications
 Home Management
 Investors Diversified
Personality profile
Pets
Pilot weather
Plants
Politics:
 AP Viewdata Wire
 Middlesex Daily
 Washington Post
 Popular Science Magazine:
 Automotive News
 New products
 Science & Technology
 Software reviews
Pork prices
Portfolio valuation
PowerSoft's XTRA-80
Precious metals
Precious metals news
Prescriptions
Prime Interest Rates
Primetime Radio Classics
Professional:
 Agribusiness database

Eng. Technical database
 Environmental database
 Programmer's SIG
Programming area
Programming languages
Programs for sale
Programs from users
Programs, medical
Public access
Quick Quote
RCA Newsletter
RCA (SIG)
Radio:
 Amateur
 Old radio shows
Radio Shack computers
Rainbo's Reviews
Rates, CompuServe
Real estate, eds:
 St. Louis Post-Dispatch
Recipes (SIG)
Recordingkeeping, home
Reference guide
Referral Service, law
Regulatory Affairs Prof
Reservations, airline:
 Firstworld Travel
Resource, water
Reviews, hardware
Reviews, movie:
 CompuServe
Reviews, software:
 Popular Science
 The Micro Advisor
SAT test information
SIGS:
 AAMSI
 ASCMD
 AVSIG
 Arcade
 Atari
 Author's.
 CBIG
 CEMSIG
 Commodore
 Commodore Pet
 Commodore 64
 Commodore VIC 20
 Communications
 Cooks' Underground
 CP/M Group
 Decwars
 Educators'
 Environmental
 Family Matters
 FireNet
 Food Buyline
 Games
 Golf
 Good Earth
 HamNet
 Hi-Tech
 HUG (Heath)
 IBM-PC
 LDOS TRS-80
 Legal
 Literary
 MAUG (Apple)
 Microsoft
 MNET-11
 MNET80 TRS-80
 Music
 Musus-Pascal
 Netwits
 NIPSIG
 Orch-80
 OSI
 PowerSoft's XTRA-80
 Programmer's
 PUG (Panasonic)
 RCA Group
 Space
 Sports
 Telecomm
 Travel
 TRS-80 color
 TRS-80 Model 100
 Veterinarians
 Work-at-Home
 St. Louis Post-Dispatch
 Sams, Howard Books
 Satire

Saving Accounts.
Scott Adams' games
Scramble game.
Securities:
 Information
Self-employment
Self-Health
Services for the Deaf
Shawmut, bank
Shop-at-home
Shopping:
 Cars
 Musical
 Radio Shows
 Shuttle, space
 Silly fill-ins
 Silver futures prices
 Silver news
 Ski conditions
 Small business reports
 Smoking and health
 Snobol
SOFTEX
Software Authors' SIG
Software Exchange
Software reviews:
 Popular Science
 The Micro Advisor
 South America weather
Space (SIG)
Special Interest Groups:
 Access to
 Commercial
 Descriptions of
 General
 Hardware related
 Instructions
 Software related
Sport, clothes

Sports news:
 Golf
 St. Louis Post-Dispatch
 Scores (AP)
Sports quiz
Sports (SIG)
Spotlight, CBers
Standard & Poors
Star Trek game
State capital games
Stereos for sale
Stevens Business Reports
Stocks, bonds:
 MicroQuote
 Quick Quote
 Sugar futures prices
 TMC for kids
 TRS-80 color (SIG)
 TRS-80 computers
 TRS-80, MNET80 (SIG)
 TRS-80 Model 100 (SIG)
 TRS-80, programs for
 Tandy Corp. news
Technical books
Technical research
TeleComm (SIG)
Telephone access
Tennessee, banking
Terminal parameters
Terminal software
Terminal types
Tests, children
Tests, interactive
Tests, SAT
Text editors.
The College Board:
 Adult education
 Choosing a college
 Financial aid

Publications of
 SAT test information
The National Satirist
Time used
TODAY, advertisers
Trading, commodities
Travel:
 Department of State
 Firstworld Travel Club
 Norwegian Am. Cruises
 Official Airline Guide
 Pan Am
 Travel Fax
 TravelVision
 Worldwide Exchanges
Travel, abroad:
 Department of State
 Firstworld Travel Club
 Norwegian Am. Cruises
 Official Airline Guide
 Pan Am
 Travel Fax
Travel, advisories
Travel, airline guide
Travel Fax
Travel (SIG)
Traveler, airport guide
TravelVision
Treasury bills, yields
 Trivia:
 Kids
 Movie
 Radio
 Unlimited test
UCSD Pascal Group
USDA Grades
USDA standards:
 Meat

Poultry
U.S. Department of State
U.S. News:
 Middlesex Daily
 St. Louis Post-Dispatch
 Washington Post
Used cars, buying
User directory
User information
User's programs
VIC 20 (SIG):
Vacationing
Value Line Database
Vegetables
Veterinarians Forum.
Victory Garden
Video information
Videotex, views on
VIDTEX associative
Viewpoint, CompuServe
Want ads (Bulletin)
War games:
 Dowars
 Megawars
 Space War
Washington, D.C. area:
 Middlesex Daily
 Washington Post
Washington Post
Water, ground
WaterLine
Weather:
 AP Viewdata Wire
 African weather
 Asian weather
 Aviation weather
 European weather

Extended forecasts
 N. American weather
 S. American weather
 Sports forecasts
 State forecasts
What's New
Wheat prices
Wine guide
Wire service news:
(see Associated Press Access)
Word processors
Work-at-Home (SIG)
World news:
 AP Viewdata Wire
 Associated Press
 Washington Post
 Worldwide Exchanges
Yachts
Associated Press News Access
Financial wire:
 Middlesex Daily News
 St. Louis Post-Dispatch
 Washington Post
Sports:
 Middlesex Daily News
 St. Louis Post-Dispatch
 Washington Post
U.S. News:
 Middlesex Daily News
 St. Louis Post-Dispatch
 Washington Post
Washington News:
 Middlesex Daily News
 St. Louis Post-Dispatch
 Washington Post
World News:
 Middlesex Daily News
 St. Louis Post-Dispatch
 Washington Post.

THE SOURCE

Source Telecomputing Corporation
 The Reader's Digest Association, Inc.
 1616 Anderson Road
 McLean, Virginia 22102

(800) 336-3366

(800) 572-2070 (in Virginia)

(703) 734-7500 (outside the U.S.)

Abbreviated listing

ADVANCED APPLICATIONS & PROGRAMS

ADVICE COLUMN

AIRSCHEDULES

Domestic
 International
 Inter-City

ASTROLOGY LIBRARY

AWARE FINANCIAL SERVICE GLOSSARY

BARTER-TRADE NETWORK

BUSINESS & FINANCE

Analysis Programming
 Annuities Analysis
 Aware Financial Service
 Spreadsheet

PURCHASE VS. PRODUCTION COMPARISON

BUSINESS PROGRAMS

Complete Listing
 Amortization of Loans
 Amortization of Loan UNK Term
 Annuity Debt Payment
 Balancing Checkbook
 Capital, Cost of Equity
 Cashflow, Present Value
 Commission, Sales Report
 Depreciation Schedule
 Equipment, Lease vs. Purchase
 Equity Capital, Cost of
 Inter-Industry Flow of Goods & Services
 Interest, Bonds
 Interest, Loans
 Sales Commission Report

CALCULATOR

CAREER NETWORK

CLASSIFIED ADS

COMMODORE BUSINESS MACHINES

COMMUNICATIONS

CHAT

Chat (live conversation with other subscribers)

TELECONFERENCING

SOURCEMAIL

To Check Mailbox

To Read Letters

To Scan Correspondence

To Send a Letter

General Information

Commands in Mail

Cross-Referenced Names

Operation of SourceMail

Timed-Mail Delivery

To Send a MAILGRAM

MISCELLANEOUS COMMUNICATION SERVICES

Contents of THE SOURCE

Personal Appointment Schedule

THE SOURCE Announcements

THE SOURCE Toll Charges

Suggestions for THE SOURCE

Subscribers Currently On-Line

TYMNET/TELENET Access Numbers

Subscriber Directory Services

The Common-Interest Directory

To Add Your Name and Number

CONSUMER INFORMATION

DINING OUT; WASHINGTON, D.C.

NEW YORK CITY

CONTINENTAL U.S. & CANADA

DISCOUNT SHOPPING SERVICE (COMP-U-STORE)

Instructions

Overview

Bargains (the monthly listing)

Auction

Product and Manufacturer List

Begin Shopping

Covering the following product categories:

Appliances
 Cameras
 Cars
 Crystal
 Figurines
 Fine China
 Furniture
 Pianos and Organs
 Specialty Items
 Stereo & Audio

EDUCATION

ENERGY SAVING NEWS & TIPS

FINANCIAL MARKETS

Sterling
 Televisions
 Video Recorders
 Watches

UNIXTOX REPORT INDEXES

Alphabetically

By Time

Dividends, Earnings

Earnings Reports

Exchange Rate

Federal Land Bank Bonds

Futures, Treasury Bills

Futures & Options

Glossary of Stock Investment Terms

Indexes, Stock Market Daily Avgs

Moody's Index

Standard & Poor's Index

AMERICAN STOCK EXCHANGE

Bonds

Closings (All Stock Exchanges)

Ten Most Active

Weekly Composite Prices

Weekend Bond Prices

BONDS

AMEX Daily Listing

Bond Yield Computations

Bond Price, Accrued Interest

Computations

Federal Land Bank, Daily

NYSE Daily Listing

Treasury OTC, Daily

World Bank, OTC, Daily

Treasury OTC, Weekend

Weekend Listings

Commodities

METALS

Metals News

Gold News

Gold Spot Prices

NY/Chicago Mkt Prices

NY/London Mkt Prices

Platinum

Silver Coins

Silver Prices

Silver News

MONEY MARKET NEWS AND COMMENTS

Afternoon Lead
Futures
Markets at a Glance
Night Lead
Noon Lead
NYSE Trends
Opening Lead
Stock Pulse
What the Market Did

FINANCIAL MODELING FOR BUSINESS PLANNING

FINANCIAL NEWS GAMES

Adventure
Backgammon
Blackdragon
Cards
Blackjack
Super Blackjack
Bridge
Poker
Tricks
Checkers
Chess
Children's Programs
Civil War
Craps
Draw
Farmer
Fill in Letters
Football
Golf
Govern Sumeria
Guess Computer's Number
Hangman
Horse Race
I-Ching
IQ Test
Life
Lunar Landing
Market A Product
Mastermind
Maze Generation
Mind Reading
NIM

Patrol Streets (game)

Poster
Puzzles
Rule Sumeria
Score Four
Sinners
Slalom
Slot Machine
Sonnets
Statistics
Star-Trek
Super Adventure
Target Practice
Tic Tac Toe

Toro
Tricks
Vegas
Wumpus Hunt

INFORMATION ON DEMAND

INFORMATION ON UPDATES TO THE SOURCE MANAGEMENT CONTENTS

Overview
Instructions
The List of Journals
On the following Journals:
Across the Board
Administrative Management
American Demographics
The Banker
Business and Society Review
Business Week
Cash Flow Magazine
Dun's Review
Federal Reserve Bulletin
Financial Executive
Forbes
Fortune
Futurist
Harvard Business Review

INC
Institutional Investor
Journal of Retailing
Medical Economics
Mergers & Acquisitions
Monthly Labor Review
Office, The
Practical Accountant
Sloan Management Review
Taxes
Venture
Vital Speeches
Wharton Magazine

MEDIA GENERAL STOCK ANALYSES

Overview
Instructions
Categories of Stock Comparison
Definitions of Data Items
Industry Groups Numbers List

**Creating Portfolio Files
Stock Analysis and Tables**

**MEDICAL ADVICE
MENU TO MANY DATA BASES ON THE SOURCE
MOVIE REVIEWS BY JAY A. BROWN**

**NEWS
PERSONAL CALENDAR & NOTEBOOK**

**PERSONAL FINANCE
POLITICAL ACTION REPORT
PORTFOLIO MANAGEMENT
PROFESSIONAL BOOK CENTER
PUBLISHERS WEEKLY**

**BESTSELLERS LIST
RADIO PROGRAMS TO ORDER
RAYLUX FINANCIAL SERVICES
SCIENCE & ENGINEERING
SELF-PERCEPTION
SMITHSONIAN EXHIBITS
AND TOURING EXHIBITS
SPECIAL APPLICATIONS
STUDENT AID
TAXES**

Assets
Calculation of Income Statement
Computing Taxes
Contributions
Credits
Debts
Deductions
Depreciants
Depreciation Schedule
Donations
Expenses
Income Statement, Pro Forms
Income Tax
Taxes

TRAVEL CLUB

UNISTOX
UNITED PRESS
INTERNATIONAL (UPI)
USER PUBLISHING
VOICEGRAM
WEATHER
WINE
WISDOM OF THE AGES

Local networks. A comprehensive listing of local networks or "bulletin board systems" (BBS), the computer era's answer to old-fashioned corkboards, for personal computerists follows. To post a notice, you dial the service and add your message to a list of notices that will appear on your screen. If any message interests you, you can reply—on your computer, of course. Usually, your only cost is the phone charges.

The codes printed next to each BBS phone number are explained here:

- *24 denotes 24-hour operation
- #1 denotes original system of that type
- rb denotes call, let ring once and call back
- so sexually oriented messages
- rl religious orientation
- ! new system or new number for existing system

- 1 Supports VADIC 1200 baud operation
- & Supports 212A 1200 baud operation

Start dialing and explore!

ABBS Apple-Mate, New York, NY(201) 864-5345
ABBS CCNJ, Pompton Plains, NJ(201) 835-7228
ABBS Livingston, NJ(201) 994-9620*24
A-C-C-E-S-S Wyckoff, NJ(201) 891-7441*24
Aphrodite-E(201) 790-5910-so
CONFERENCE-TREE ?, Flagship, Denville, NJ(201) 627-5151*24
DIAL-YOUR-MATCH #14(201) 272-3686-so
FORUM-80 Linden, NJ(201) 486-2956*24
FORUM-80 Monmouth, Brielle, NJ(201) 528-6623*24
New Jersey TELECOM#1(201) 635-0705*24
PHOTO-80, Haledon, NJ(201) 790-6795
PMS - Rutgers Univ. Microlab, Piscataway, NJ(201) 932-3887
PMS - Shrewsbury, NJ(201) 747-6768
RATS ?, NJ #1#1(201) 887-8874
RCP/M MCBBS Ken Stritzel, Flanders, NJ(201) 584-9227*24
RCP/M RBBA Cranford, NJ(201) 272-1874
RCP/M RBBA Ocean, NJ&(201) 775-8705
RCP/M RBBS Paul Bogdanovich, NJ(201) 747-7301
PCP/M RBBT New Brunswick, NJ(201) 932-3879*24
ARMUDIC Washington, DC#1(202) 276-8342
PSBBS Washington, DC(202) 337-4694*24
BULLET-80 Danbury, CT#1(263) 744-4644
BULLET-80 Seymour, CT(206) 888-7952
Telcom 7 New Fairfield, CT(203) 746-5763*24
FORUM-80 Montgomery, AL(205) 272-5069
RCP/M RBBA Huntsville, AL(205) 895-6749-rb
ABBS Apple Crate I, Seattle, WA(206) 935-9119
A-C-C-E-S-S Olympia, WA(206) 866-9043*24
Dial-Your-Match #16(206) 256-6624-so
FORUM-80 Seattle, WA(206) 723 3282
JCTS Redmond, WA(206) 883-0403*24

MSG-80 Everett, WA	(206) 334-7394	BBS IBM PC Gaithersburg, MD	(301) 251-6293*24
Mail Board-82 Seattle, WA	(206) 527-0897*24	BBS IBM PC Rockville, MD	(301) 949-8848*24
Mini-Bin Seattle, WA	(206) 762-5141*24	CBBS CPEUG/ICST Gaithersburg, MD	(301) 948-5717
PMS - Software Unltd, Kenmore, WA	(206) 486-2368*24	CONNECTION-80 Gaithersburg, MD	(301) 840-8588*24
RCP/M RBBS Yelm, WA	(206) 458-3086-rb	HEX Silver Spring, MD	(301) 593-7033*24
Seacom-80 Seattle, WA	(206) 763-8879*24	NET-WORKS COMM Center, Laurel, MD	(301) 953-3341
DIAL-YOUR-MATCH #26, Clovis, CA	(209) 298-1328-so	PMS - Baltimore, MD	(301) 764-1995*24
ABBS (?) Queens, NY	(212) 896-0519	PMS - Ellicott City, MD	(301) 465-3176
Bronx BBS, NY	(212) 933-9459	PMS - Pikesville, MD	(301) 653-3413
BULLET-80 New York, NY	(212) 740-5680*24	PSBBS Baltimore, MD	(301) 994-0399*24
COMM-80 Queens, NY	(212) 897-3392*24	RCP/M RBBA Bethesda, MD	(301) 229-3196
CONNECTION-80 Woodhaven, NY	(212) 441-3755*24	RCP/M RBBA Laurel, MD	(301) 953-3753*24
Leigh's Computer World, NY, NY	(7PM) (212) 879-6257	Remote Northstar NASA, Greenbelt, MD	(301) 344-9156
NET-WORKS New York, NY	(212) 410-0949	ABBS Denver, CO	(303) 759-2625
Nybbles-80 NY	(212) 626-0375	BBA IBM PC Denver, CO	(303) 773-2699*24
Pat-100 System New York, NY	(212) 991-1664*24	CONNECTION-80 Denver, CO	(303) 690-4566*24
PEOPLE-LINK	#1(212) 877-7703*24	FORUM-80 #2, Denver, CO	(303) 399-8858*24
PMS - McGraw-Hill Books, New York, NY	(212) 997-2488	HBBS Denver, CO	(303) 343-8401*24
STUART-200 BBA Howard Beach, NY	(212) 835-5962*24	RCP/M CUG-NOTE, Denver, CO	(303) 781-4937*24
TCBBS AstroCom, New York, NY	#1(212) 799-4469	RCP/M RBBS Arvada Elect., Colorado Springs, CO	(303) 634-1158*24
TCBBS B.A.M.S. New York, NY	(212) 362-1040*24	RCP/M RBBS Boulder, CO	(303) 499-9169
TCBBS Leigh's Computer World, NY	(212) 897-7698	Remote Northstar Denver, CO	(303) 444-7231
VTUGS NY, NY (VIC-20)	#1(212) 534-3149*24	NET-WORKS Charleston, WV	(304) 345-8280
All Night BBS	(213) 564-7636	ABBS Byte Shop, Ft. Lauderdale, FL	(305) 486-2983
ABBS Computer Conspiracy, Santa Monica, CA	(213) 829-1140	ABBT Byte Shop, Miami, FL	(305) 261-3639
ABBS Pacific Palisades, Los Angeles, CA	(213) 459-6400	ABBS West Palm Beach, FL	(305) 848-3802
BBS B.R., Los Angeles, CA	(213)394-5950*24	AMIS APOGEE Miami, FL	(305) 238-1231-rb
Computer Connection	(213) 657-1799	BBS Homestead, FL	(305) 246-1111
CONFERENCE-TREE #4, Santa Monica, CA	(213) 394 1505	CONNECTION-80 Orlando FL	(305) 644-8327*24
CONFERENCE-TREE Kelp Bed, Los Angeles, CA	(213) 372-4800	CONNECTION-80 Winter Garden, FL	(305) 894-1886*24
Datamate, Conoga Park, CA	#1(213) 998-7992-so	FORUM-80 Ft. Lauderdale, FL	(305) 772-4444*24
DIAL-YOUR-MATCH #1	(213) 842-3322-so	Greene Machine Corsair, WPB, FL	(305) 968-8653
DIAL-YOUR-MATCH #11	(213) 242-1882-so	Greene Machine, WPB, FL	(305) 965-4388-so
DIAL-YOUR-MATCH #22	(213) 990-6830-so	INFOEX-80 West Palm Beach, FL	(305) 683-6044*24
DIAL-YOUR-MATCH #4	(213) 783-2305-so	MOUSE-NET Orlando, FL	(305) 277-0473*24
DIAL-YOUR-MATCH #9	(213) 345-1047-so	Micro-80 West Palm Beach, FL	(305) 686-3695
Dragons Game System	(pass-DRAGON) (213) 428-5206	NET-WORKS Big Apple, Miami, FL	(305) 948-8000
Electric Line Connection, Sherman Oaks, CA	(213) 789-9512	Personal Msg. System-80 Deerfield Bch, FL	(305) 427-6300*24
Greene Machine Fricaseed Chicken, Arcadia, CA	(213) 445-3591*24	TRADE-80 Ft. Lauderdale, FL	#1(305) 525-1192
Greene Machine, Los Alamitos, CA	(213) 431-1443	PET BBS SE Wyoming PUG	(307) 637-6045*24
Greene Machine, Temple City, CA	(213) 287-1363	ABBS Peoria, IL	(309) 692-6502
Kluge Computer	\$(213) 947-8128*24	NET-WORKS MAGIE, Galesburgh, IL	(309) 342-7178
L.A. Interchange, Los Angeles, CA	(213) 631-3186*24	RCP/M Geneseo, IL	(309) 944-5455
Long Beach Community Computer	(213) 591-7239*24	ABBS CODE, Glen Ellyn IL	(312) 537-7063*24
NET-WORKS Coin Games, Los Angeles, CA	(213) 336-5535	ABBS Gamemaster, Chicago, IL	(312) 475-4884*24
NET-WORKS Computer World, Los Angeles, CA	(213) 859-0894*24	ABBS Illini Microcomputer, Naperville, IL	(312) 420-7995
NET-WORKS Softworx, West Los Angeles, CA	(213) 473-2754	ABBS Rogers Park, Chicago, IL	(312) 973-2227
Novation CO., Los Angeles, CA	[pass-CAT] (213) 881-6880	AMIS Chicago, IL	(312) 789-3610*24
Oracle North Hollywood, CA	(213) 980-5643-so	ANESSY Chicago, IL	#1(312) 773-3308
FASBBS Torrance, CA	#1(213) 516 708	BBS IBM PC Modem Chicago, IL	(312) 259-8086*24
PMS - Los Angeles, CA	(213) 334-7614*24	CBBS Chicago, IL	#1(312) 545-8086*24
PMS - O.A.C., Woodland Hills, CA	(213) 1849*24	CMMS C.A.M.S. Chicago, IL	#1&(312) 927-1020*24
RCP/M CBBS Pasadena, CA	(213) 799-1632*24	CMMS L.A.M.S. Round Lake, IL	(312) 740-9128
RCP/M RBBA BAA Valley	#1(213) 360-5053	CMMS Metro West Database, Chicago, IL	\$(312) 260-0640*24
RCP/M RBBA GRN Dta Exch. Palos Verdes, CA	\$(213) 541-2503*24	CMMS P.C.M.A. Wheaton, IL	!&(312) 462-7560*24
RCP/M RBBS Software Store, Los Angeles, CA	(213) 296-5927*24	CMMS WACO Hot Line, Schaumburg, IL	[pvt] (312)4374*24
ABBS Dallas Info Board	(214) 248-4539	NET-WORKS Chipmunk, Hinsdale, IL	(312) 323-3741*24
ABBS Teledunjon II, Dallas, TX	(214) 530-0858	NET-WORKS North Parks, Chicago, IL	(312) 745-0924
ABBS Teledunjon III, Dallas, TX	(214) 960-7654	NET-WORKS Pirate's Ship, Chicago, IL	(312) 935-2933*24
ABBS The Moon, Dallas, TX	(214) 931-3437*24	PBBA Co-operative Comp Svc, Palatine, IL	(312) 359-9450*24
BBS-80 DALTRUB, Dallas, TX	(214) 235-8784*24	PET BBA Commodore, Chicago, IL	(312) 397-0871*24
BULLET-80 Hawkins, TX	(214) 769-3036	PMS - Chicago, IL	(312) 373 8057*24
NET-WORKS Apple Grove, Dallas, TX	(214) 644 5197	PMS - Downers Grove/SRT, Downers Grove, IL	(312) 964-6513
NET-WORKS Apple Shack, Dallas, TX	(214) 644 4781*24	PMS - I.A.C., Lake Forest, IL	(312) 295-6926*24
NET-WORKS Eclectic Computer, Dallas, TX	(214) 239 5842	RATS Homewood, IL	(312) 957-3924
NET-WORKS Hacker-net, Dallas, TX	(214) 824 7160	RCP/M A.B. Dick Co., Niles, IL	\$(312) 647-7636*24
NET-WORKS Winesap, Dallas, TX	(214) 824 7455	RCP/M AIMS Hinsdale, IL	(312) 789-0499*24
RCP/M CBBS Dallas, TX	(214) 931-8274	RCP/M IBM PC, Niles, IL	(312) 259-8086
BULLET-80 Langhorne, PA	(215) 364-2180	RCP/M Logan Square, Chicago, IL	(312) 252-2136
COMNET-80 North Wales, PA	(215) 855-3809	RCP/M NEI, Chicago, IL	(312)949-6189
Hermes-80 Allentown, PA	(215) 434-3998	RCP/M Palatine, IL	\$(312) 359-8080*24
Lehigh Press BB, PA	#1(215) 435-3388	Scream Machine	(312) 680-9613-so
RCP/M RBBA Allentown, PA	(215) 398-3937*24	ABBS Detroit, MI	(313) 477-4471
ABBS Akron Digital Group, Akron, OH	(216) 745-7855*24	ABBS Michigan Apple-Fone, Southfield, MI	(313) 357-1422
BBS Computer Applications Co., Poland, OH	(216)757-3711	AMIS A.R.C.A.D.E. Sterling Heights, MI	(313) 978-8087*24
BULLET-80 Chesterland, OH	(216) 729-2769	AMIS M.A.C.E. Detroit, MI	#1(313) 868-2064*24
COMNET-80 Akron, OH	\$(216) 645-0827*24	Apple-Gram	(313) 295-0783*24
FORUM-80 Cleveland, OH	\$(216) 486-4176	BBS Metro Detroit, MI	(313) 455-4227-so
INFOEX-80 Akron, OH	(216) 724-2125*24	BULLET-80 Waterford, MI	(313) 683-5076*24
PMS - Massillon, OH	(216) 832-8392*24	COMNET-80 Mt. Clemens, MI	\$(313) 465-9531
PMS - RAUC, Akron, OH	(216) 867-7463*24	Davy Jones Locket	(313) 764-1837
BULLET-80 Springfield, IL	(217) 529-1113	RCP/M Detroit, MI	(313) 584-1044-rb
NET-WORKS C.A.M.S., Decatur, IL	(217) 429-5541	RCP/M MCBBS Keith Petersen, Royal Oak, MI	(313) 759-6569-rb
A-C-C-E-S-S Annapolis, MD	(301) 267-7666*24	RCP/M MCBBS TCBBS Dearborn, MI	(313) 846-6127*24
ABBS Computer Crossroads, Columbia, MD	(301) 730-0922	RCP/M RBBS Pontiac, MI	(313) 338-8575
ARMUDIC Computer Age, Baltimore, MD	(301) 587-2132	RCP/M RBBS Southfield, MI	(313) 559-5326*24
BBS IBM PC Beltsville, MD	(301) 937-4339*24	RCP/M RBBS Westland, MI	(313) 729-1905-rb
BBS IBM PC Bethesda, MD	(301) 460-0538*24	Treasure Island	(313) 547-7903

Twilight Phone.....	(313)775-1649*24	PMS - Computer Solutions, Eugene, OR.....	(593) 689-2655*24
Westside Download, Detroit, MI.....	(313) 533-0254	PMS - Portland, OR.....	(503) 245-2536
ABBS Century Next Computers, St. Louis, MO.....	(314) 442-6502	ABBS Baton Rouge, LA.....	(504) 291-1360
ABBS St. Louis, MO.....	(314) 838-7784*24	CBBS Baton Rouge, LA.....	(504) 273-3116*24
Midwest, St. Louis, MO.....	(314) 227-4312-50	NET-WORKS Crescent City, Baton Rouge, LA.....	(504) 454-6688
NET-WORKS Computer Station, St. Louis, MO.....	(314) 432-7120	Baton Rouge Data System, Baton Rouge, LA.....	(504) 926-0181
PET BBS Commodore Comm., Lake St. Louis, MO.....	(314) 625-4576*24	ABBS Electro-Mart, Spokane, WA.....	(509) 534-2419*24
Greene Machine, Rome, NY.....	(315) 337-7720	ABBS Rob Roy Computer, Yakima, WA.....	(509) 575-5704
FORUM-80 Wichita, KA.....	&(316) 682-2113*24	CBBS Corpus Christi, TX.....	(512) 855-1702
NET-WORKS Greenfield, IN.....	(317) 326-3833*24	CONFERENCE-TREE Victoria, TX.....	(512) 578-5833
ONLINE Indianapolis, IN. [ID#-GUES, pswd-pass].....	(317) 787-9881*24	FORUM-80 San Antonio, TX.....	(512) 655-8143
PET BBA AVC Comline, Indianapolis, IN.....	(317) 255-5435*24	NET-WORKS Sparklin' City, Corpus Christi, TX.....	(512) 882-6569
PMS - Indianapolis, IN.....	(317)787-5486*24	Bathroom Wall BBS, San Antonio, TX.....	(512) 655-8143
FORUM-80 Shreveport, LA.....	(318) 631-7107*24	SATUG BBS, San Antonio, TX.....	(512) 944-0285
ABBS Apple-Med, Iowa City, IA.....	(319) 353-6528	XBBS Hamilton, OH.....	(513) 863-7681*24
CBBS Cedar Rapids, IA.....	(319) 364-0811	NET-WORKS Dayton, OH.....	(513) 223-3672
NET-WORKS Computer City, Providence, RI.....	(401) 331-8450*24	PMS - Cincinnati, OH.....	(513) 671-2753
ABBS Omaha, NE.....	(402) 339-7809	CONNECTION-80 Laval BELE, Laval, Quebec, CN.....	(514) 622-1274*24
DIAL-YOUR-MATCH #23, Omaha, NE.....	(402) 571-8942-50	ONLINE Computerland, Montreal, Quebec, CN.....	(514) 931-0458*24
TRADE-80 Omaha, NE.....	(402) 292-6184	NET-WORKS Computer Emporium, Des Moines, IA.....	(515) 279-8863
Lethbridge Gaming system, Lethbridge, Alta.....	(403) 320-6923	ABBS Pirates Cove, Long Island, NY.....	(516) 698-4008
RCPI/M RBBS Computon, Edmonton, Alta., Canada.....	(403) 482-6854*24	CBBS LICA LIMBS, Long Island, NY.....	(516) 561-6590*24
RCPI/M RBBS Edmonton, Alberta, Canada.....	&(403) 454-6093*24	CBBS Long Island, NY.....	(516) 334-3134*24
ABBS #X, Atlanta, GA.....	(404) 256-1549	CONNECTION-80 Centereach, NY.....	(516) 588-5836
ABBS AGS, Atlanta, GA.....	(404) 733-3461*24	CONNECTION-80 Great Neck, NY.....	(516) 8491*24
ABBS Baileys Computer Store, Augusta, GA.....	(404) 790-8614	NET-WORKS Pirate's Trek.....	(516) 627-9048
BBS IBM Hostcom Atlanta, GA.....	(404) 252-4146	Adventure BBS.....	(516) 621-9296
BBS IBM PC Atlanta, GA.....	(404) 252-9438*24	CONNECTION-80 Lansing, MI.....	(517) 339-3367
BBS IBM PC Atlanta, GA.....	(404) 294-6879	Capital City BBS, Albany, NY.....	(518) 346-3596*24
BULLET-80 Fayetteville, GA.....	(404) 461-9686	Remote Apple Jackson, MS.....	(601) 992-1918*24
CBBS Atlanta, GA.....	(404) 394-4220*24	A-C-C-E-S-S Phoenix, AZ.....	#1(602) 996-9709*24
Remote Northstar Atlanta, GA.....	#1(404) 926-4318*24	A-C-C-E-S-S Phoenix, AZ.....	&(602) 957-4428*24
Telemassage-80, Atlanta, GA.....	(404) 962-0616	A-C-C-E-S-S Phoenix, AZ.....	(602) 274-5964
HBBS Oklahoma City, OK.....	(405) 848-9329*24	A-C-C-E-S-S Scotsdale, AZ.....	(602) 998-9411*24
BBS IBM PC-Billing, MT.....	(406) 656-9624	ABBS Phoenix IAZ.....	(602) 898-0891
AMIS GRAFEX Cupertino, CA.....	(408) 253-5216	CBBS TSG, Tucson, AZ.....	(602) 746-3956*24
AMIS IBBSB San Jose, CA.....	(408) 298-6930	FORUM-80 Sierra Vista, AZ.....	(602) 458-3850*24
AMIS T.A.B.S., Sunnyvale, CA.....	(408) 942-6975	BBS Apollo, Phoenix, AS.....	(602) 246-1432*24
BULLET-80 San Jose, CA.....	(408) 241-0769	CONNECTION-80 Peterborough, NH.....	(603) 924-7920
NET-WORKS Computer Emprium, San Jose, CA.....	(408) 227-0227	FORUM-80 Nashua, NH.....	(603) 882-5041
PMS - Campbell, CA.....	(408) 370-0873*24	NET-WORKS Portsmouth, NH.....	(603) 436-3461
PMS - Santa Cruz, Aptos, CA.....	(408) 688-9629*24	Software Referral Service.....	(603) 625-1919
RCPI/M Colossal Oxgate, San Jose, CA.....	(408) 263-2588	ABBS Vancouver, B.C., Canada.....	(604) 437-7001
RCPI/M RBBS DataTech 004, Sunnyvale, CA.....	(408) 732-2433	CBBS Prince George, B.C., Canada.....	(604) 562-9515
RCPI/M RBBS San Jose Exgate, San Jose, CA.....	(408) 287-5901*24	RCPI/M CBBS Frog Hollow, Vancouver, BC, CN.....	(604) 873-4007*24
RCPI/M Silicon Valley, CA.....	(408) 246-5014*24	RCPI/M Terry O'Brien, Vancouver, BC, Canada.....	(604) 584-2543
? (Western Massachusetts).....	(413) 637-3515	RCPI/M SJBBS Johnson City, NY.....	(607) 797-6416
CBBS PACC, Pittsburgh, PA.....	(412) 822-7176*24	AMIS Magic Lantern, Madison, WI.....	(608) 251-8538
ABBS Colortron Computer, WI.....	(414) 637-9990*24	BBS IBM PC Madison, WI.....	(608) 262-4939*24
Big Top Games System, Milwaukee, WI.....	(414) 259-9475	RATS Wenonah, NJ #2.....	(609) 468-3844
CBBS MAUDE Milwaukee, WI.....	(414)241-8364*24	RATS Wenonah, NJ.....	(609) 468-5293
RCPI/M RBBS Mike's, Milwaukee, WI.....	(414) 647-0903	ABBS Calvary Mission Church, Mnpls, MN.....	(612) 471-0252-rl
CBBS Canopus, Milwaukee, WI.....	(414) 281-0545*24	CONFERENCE-TREE Minneapolis, MN.....	(612) 854-9691
Vanmil, Milwaukee, WI.....	(414) 271-7580*24	MCMS NC Software, Minneapolis, MN.....	(612) 533-1957*24
ABBS Computerland, Fremont, CA.....	(415) 794-9314	PMS - Minneapolis, MN.....	(612) 929-6699*24
ABBS Hayward, CA.....	(415) 881-5662	PMS - Twin Cities, Minneapolis, MN.....	(612) 929-8966
ABBS PCnet, San Francisco, CA.....	(415) 863-4703*24	ABBS Compumart, Ottawa, Ontario, Canada.....	(613) 725 2243
ABBS South of Market, San Francisco, CA.....	(415) 469-8111-50	BULLET-80 Ironton, OH.....	(614) 532-6920
BBS Living Videotext, Menlo Park, CA.....	(415) 327-8876*24	Applecrackers, Columbus, OH.....	(614) 475-9711*24
Blue BOSS IBM PC, Berkeley, CA.....	(415) 845-9462*24	Ohio Valley BBS.....	(614) 423-4422
CBBS Lambda, Berkeley, CA.....	(415) 658-2919-50	RCPI/M CBBS Columbus, OH.....	(614) 272-2227*24
CBBS Promima, Berkeley, CA.....	(415) 357-1130	ABBS Computer Room, Kalamazoo, MI.....	(616) 382-0101
CONFERENCE-TREE #3, Hayward, CA.....	(415) 538-3580	AMIS G.R.A.S.S. Grand Rapids, MI.....	(616) 241-1971*24
CONNECTION-80 Fremont, CA.....	(415) 651-4147*24	CONNECTIONS-80 W. Mich. Micro Group, MI.....	(616) 457-1840*24
DIAL-YOUR-MATCH #17.....	(415) 991-4911	AMIS Starbase 12 Philadelphia, PA.....	(617) 876-4885
Drummer.....	(415) 552-7671-50	BULLET-80 Boston, MA.....	&(617) 266-7789*24
PMS - Pleasanton, CA.....	(415) 462-7419*24	CBBS Boston, MA.....	(617) 646-3610*24
PMS - Portola Valley, CA.....	(415) 851-3453*24	CBBS Lawrence General Hospital, Boston, MA.....	(617) 683-2119
RCPI/M RBBS DataTech 001, San Carlos, CA.....	#15&(415) 595-0541*24	DIAL-YOUR-MATCH #18.....	(617) 334-6369-50
RCPI/M RBBS DataTech 006, San Francisco, CA.....	(415) 563-4953	PMS - Apple Guild, Weymouth, MA.....	(617) 767-1303*24
RCPI/M RBBS Larkspur, CA.....	(415) 461-7726*24	Computer City, Danvers, MA.....	(617) 774-7516
RCPI/M RBBS Marin County, CA.....	(415) 383-0473*24	New England Comp. Soc., Maynard, MA.....	(617) 897-0346
RCPI/M RBBS Piconet Oxgate, Mountain View, CA.....	(415) 965-4097*24	RCPI/M MCBSB Superbrain, Lexington, MA.....	&(617) 862-0781*24
Sunrise System Oakland, CA.....	(415) 452-0350	Visioboard, Wellesley, MA.....	(617) 235-5082
System#80 San Leandro, CA.....	(415) 895-0699	NET-WORKS Granite City, IL.....	(618) 877-2904
BBS IBM Hostcom Toronto, Ontario, CA.....	(416) 499-7023*24	NET-WORKS Warlock's Castle St. Louis, MO.....	(618) 345-6638
BBS NET Toronto, Ontario, CN.....	(416) 445-6696*24	CONNECTION-80 Escondido, CA.....	(619) 746-6265
KPri, Toronto, Ont., CN.....	#1(416) 624-5431*24	ONLINE CDC, San Diego, CA.....	(619) 452-6011
PET BBS TPUG, Toronto, Ontario, CN.....	(416) 223-2625*24	ONLINE Saba, San Diego, CA.....	(619) 692-1961*24
RCPI/M HAPN Hamilton, Ontario, CN.....	(416) 335-6620*24	ONLINE Santee, CA..... [ID#GUEST, pswd-PASS].....	(619) 561-7271*24
RCPI/M Mississauga HU, Toronto, Ont., CN.....	&(416) 626-5394*24	PMS - Computer Merchant, San Diego, CA.....	(619) 582-9557
ABBS ABACUS II, Toledo, OH.....	(419) 865-1594	PMS - Datel Systems Inc., San Diego, CA.....	(619) 271-8613*24
ABBS Computer Store, Toledo, OH.....	(419) 531-3845	RCPI/M RBBS San Diego, CA.....	&(619) 273-4354*24
CONNECTION-80 Little Rock, AS.....	(501) 372-0576	PMS - El Cajon, CA.....	(619) 579-0553
PMS - Ft. Smith Comp. Club, Ft. Smith, AK.....	(501) 646-0197	PMS - Lakeside, CA (type PMS to activate).....	(619) 561-7271*24
CBBS NW, Portland, OR.....	(503) 646-5510*24	PMS - Santee, CA.....	#1(619) 561-7277*24
OARCS Portland, Oregon.....	(503) 641-2798	NET-WORKS Armadillo, ND.....	(701) 746-4959
FORUM-80 Medford, OR.....	(503) 535 6883*24	FORUM-80 Las Vegas, NV.....	(702) 362-3609*24

SIGNON Reno, NV	[pswd-FREE].....	(702) 826-7234
ABBS Software Sorcery, Herndon, VA		(703) 471-0610
BBS IBM Hostcomm Fairfax, VA		(703) 425-9452*24
BBS IBM Hostcomm Fairfax, VA		(703) 591-5120*24
BBS IBM Hostcomm Fairfax, VA		(703) 978-0921*24
BBS IBM Hostcomm Fairfax, VA		(703) 978-0921*24
BBS IBM Hostcomm Springfield, VA		(703) 425-7229*24
C-HUG Bulletin Board, Fairfax, VA		(703) 360-3821*24
Carrier 2 Alexandria, VA		(703) 823-5210
Potomac Micro Magic Inc., Falls Church, VA		(703) 379-0303*24
RCPI/M CBBS RLP, MacLean, VA		(703) 524-2549*24
Switchboard, Alexandria, VA		(703) 765-2161*24
TCUG BBS, Washington, DC		(703) 836-0384*24
RCPI/M RBBS Napa Valley, CA		(707) 253-1523?7
Armadillo Media Services, Houston, TX		(713) 444-7098
Compuque-80, Houston, TX		(713) 444-7041*24
PMBS5		(713) 441-4032
RCPI/M RBBS Houston, TX		(713) 497-5433
Weekender, Houston, TX		(713) 492-8700
Zachary *Net, Houston, TX		(713) 933-7353*24
IDBN Info-Net, Costa Mesa, CA		(714) 545-7359
North Orange County Computer Club		(714) 633-5240
OCTUG Orange County, Garden Grove, CA		(714) 530-8226
Orange County Dta Exchange, Garden Grove, CA		(714) 537-7931
PIG-STY Costa Mesa, CA		(714) 545-4648
RACS V Fullerton, CA		(714) 524-1228
RCPI/M RBBS ANAHUG, Anaheim, CA		(714) 774-7860*24
RCPI/M RBBS GFRN Dta Exch. Garden Grove, CA	\$&	(714) 534-1547*24
RCPI/M RBBS Rochester NY		(716) 223-1100*24
LITHO/NET		(800) 831-6964
ST80-CC Lance Micklus, Inc. Burlington, VT.#1		(802) 862-7023*24
Compusystems, Columbia, SC		(803) 771-0922
NBBS Norfolk, VA		(804) 444-3392
RCPI/M RBBS Grafton, VA		(804) 898-7493
Remote Northstar Virginia Beach, VA		(804) 340-5246
Talk-80 ROBB, Portsmouth, VA		(804) 484-9636
RCPI/M Net Simi Valley, CA		(805) 527-9321
Remote Northstar Santa Barbara, CA		(805) 682-7876
Remote Northstar Santa Barbara, CA		(805) 964-4115
Alpha, Tampa, FL	[acct#-ABCD00, pwd-TRYIT]	(813) 251-4095*24
Apollo's Chariot, Apollo, FL		(813) 645-3669
BSBB Tampa, FL		(813) 885-6187
Bradley Computer BBS		(813) 734-7103
Micro Informer		(813) 884-1506
Remote Northstar Largo, FL		(813) 535-9341*24
TECOM-80 Tampa, FL		(813) 839-6746
RCPI/M CUG-NODE, PA State College		(814) 238-4857*24
TRADE-80 Erie, PA		(814) 898-2952*24
PET BBS KCPUG, Kansas City, KS		(816) 356-2382*24
BBS Pensacola, FL		(904) 477-8783
PMS - Anchorage, AK		(907) 344-8558
DIAL-YOUR-MATCH #3		(912) 233-0863-so
PMS - Apple Bits, Kansas City, MO		(913) 341-3502*24
PMS - Computer Connection Kansas City MO		(913) 677-1299
Experimental-80 Kansas City, MO		(913) 676-3613
NET-WORKS ???		(914) 725-4060
NET-WORKS Pirate's Lodge		(914) 634-1268
Nybbles-80 Elmsford, NY		(914) 592-5385
OSUNA Scarsdale, NY		(914) 725-4060
RACS #3, Westchester, NY		(914) 942-2638
RCPI/M RBBS Brewster, NY		(914) 279-5693
RCPI/M RBBS Woodstock, NY		(914) 679-8734*24
RCPI/M SJBBS Bearsville, NY		(914) 679-6559-rb
ST80-PBB Monroe Camera Shop, Monroe, NY		(914) 782-7605
RCPI/M RBBS Comp. Tech. Assoc., El Paso, TX		(915) 533-2202*24
RCPI/M RBBS El Paso, TX		(915) 598-1668
HBBS El Paso, TX		(915) 592-1910
Aviators Bulletin Board, Sacramento, CA		(916) 393-4459
RCPI/M CBBS		(916) 483-8718*24
BULLET-80 Tulsa, OK		(918) 749-0059*24
CONNECTION-80 Tulsa, OK		(918) 747-1310*24
DIAL-YOUR-MATCH #20		(919) 362-0676-so
FORUM-80 Hull, England		(011) 44 482 059169
RCPI/M RBBS Software Tools, Australia		(02) 997-1836
CBBS London, England (European standard)		(044) 1 399-2136

DATABASES

Would you like to know about the latest advances that doctors have made against arthritis? Or find out how long it takes to fly to Chicago? What about the addresses of all your competitors' offices in California? To get the answers to these and other

obscure questions, it's not necessary to live or work near a large reference library.

All this information and more is available through computerized databases that are accessible through computers with modems, which allow communication across the country via phone lines. Indeed, just about everything that is available in print is also available on a database. There are now 1300 public databases, available to anyone willing to pay to use them, and at least 6000 private databases maintained by colleges, trade associations, and companies.

Most databases provide abstracts of materials that have already been published elsewhere, usually in a journal, magazine, newspaper, or conference proceeding. A few provide only citations, that is, the names of authors, the titles, and the publications in which the articles appeared. However, it has become increasingly popular for databases to contain the entire text of all articles.

The greatest advantage to the use of databases, aside from their ready availability, is their indexing and cross-referencing features. These features enable you to conduct a rapid search through thousands of periodicals and other information sources, spanning whatever years you specify, and give you the capability of finding an article based solely on the date of publication or the author's name. You can often search through "free text"—every word in an abstract or article—to determine whether or not they contain the words you specify. These features provide information-gathering capabilities transcending those possible or reasonable using a traditional approach.

One disadvantage of databases is a lack of common indexing terms (each system has its idiosyncracies). Another disadvantage is that they may only be searched one at a time.

For a comprehensive review of over 1000 public database systems, consult the *OMNI Online Database Directory*, by Mike Edelhart and Owen Davies, MacMillian Publishing Co., 1983, and read the sampler of databases below.

A Sampler of Information Utilities.

BRS/After Dark

BRS, 1200 Rt. 7, Latham, NY 12110; (800) 833-4707. This service offers electronic mail, abstracts of books and magazine articles in science, finance, education, energy, and general reference. Hours: 6 P.M. to midnight Monday through Friday, and all day Saturday and Sunday. Rates: \$6 to \$15 per hour, plus \$50 subscription fee.

CompuServe

CompuServe, Consumer Information Service, 5000 Arlington Center Blvd., P.O.Box 20212, Columbus, Ohio 43220; (800) 848-8199 or (614) 457-0802 in Ohio. This service offers hundreds of data bases for both the consumer and business markets, including news, entertainment, electronic mail, programming languages, and user groups. Hours: 24 hours, 7 days. Rates \$6 to \$12.50 per hour, plus a subscription fee of \$19.95 to \$49.95, depending on where purchased.

Delphi

General Videotex Corp., 3 Blackstone St., Cambridge, MA 02139; (617) 491-3393. This consumer-oriented utility offers services and information similar to those offered by The Source and CompuServe. Hours: 24 hours, 7 days. Rates: \$6 to \$17 per hour, and a subscription fee of \$49.95.

Dialog Information Retrieval Service

Dialog Information Services, Inc., 3460 Hillview Ave., Palo Alto, CA 94304; (800) 227-1927, or (800) 982-5838. This service offers a large collection of databases about business, government, current affairs, and the environment, among others. Hours: 22 hours, Monday through Saturday. Rates: \$15 to \$300 per hour, with no minimum.

Dow Jones News/Retrieval

Dow Jones and Company, P.O. Box 300, Princeton, NJ 08540; (800) 257-5114. This business-oriented service provides detailed financial information, including current and historical quotations from major stock exchanges, commodities prices, media general reports, and financial disclosure details on thousands of American corporations. Hours: 22 hours, 7 days. Rates: \$6 to \$72 per hour, plus

subscription fees ranging from a one-time \$50 to \$50 per month.

ITT Dialcom

ITT Dialcom Inc., 1109 Spring St., Silver Spring, MD 20910; (301) 588-1572. This service offers a variety of data bases with information about medicine, government, energy, and travel, as well as electronic mail. Hours: 24 hours, 7 days. Rates: \$11 to \$15 per hour, with a \$100 per month minimum.

Knowledge Index

Dialog Information Services Inc., 3460 Hillview Ave., Palo Alto, CA 94304; (800) 528-6050, ext. 415 or (800) 227-1927. This service offers a subset of Dialog's more consumer-oriented databases, including business, engineering, psychology, magazines and computer information. Hours: 6 P.M. to 5 A.M. Monday through Thursday; 6 P.M. to midnight Friday; 8 A.M. to midnight Saturday; and 3 P.M. to midnight Sunday. Rates: \$24 per hour, \$35 subscription fee.

NewsNet

NewsNet, 945 Haverford Rd., Bryn Mawr, PA 19010; (800) 345-1301 or (215) 527-8030. This service offers the full text of over 100 newsletters on a variety of subjects, plus electronic mail connections with the newsletter publishers. Hours: 24 hours, 7 days. Rates: \$18 to \$24 per hour, with a \$15 per month minimum.

Nite-Line

National Computer Network, 1929 Harlem Ave., Chicago, IL 60635; (312) 622-6666. This service offers financial and business databases. Hours: 24 hours, 7 days a week. Rates: \$9 to \$20 per hour.

Orbit Information Retrieval System

SDC Information Services, 2500 Colorado Ave., Santa Monica, CA 90406; (800) 421-7229 or (800) 352-6689. This service offers reference databases covering business, chemistry, engineering, electronics, and other fields. Hours: 22 hours, Monday through Friday. Rates: \$40 to \$125 per hour, with a

start-up fee of \$125 to \$400, depending on the training requested.

The Source

Source Telecomputing Corp., 1616 Anderson Road, McLean, VA 22102; (800) 336-3366. This

service is a large general-interest utility offering consumer information, electronic mail and conferencing, programming languages, and other services. Hours: 22 hours, 7 days. Rates: \$5.75 to \$22.75 per hour, plus a \$100 subscription fee and a \$10 per month minimum.

Chapter 10

Askey Louis

Auman Glen

Avey Mana

Baer Edgar

Bard Ellis

Barlup Helen

Basorea Edwina

Cosey Sid

Covalt Mark

Freena Merla

Gsel Tim

Hamilton Angela

Kerman Ed

Loche Ron

Lundio P. Ron

Utility Programs

Although your computer system may not offer many of the useful features of larger systems, software can often be written to simulate many of these features. Such software is often referred to as *utility programs*. The category of *utility programs* also includes commonly-used routines or subprograms that can be incorporated in a larger program. Through the use of utility programs, your personal computer can emulate its big brothers.

MULTIPURPOSE PROGRAMS

Although some computer systems provide the features found below, others don't. The person who develops programs to perform these and other utility functions will often have a readily salable product.

- Diagnostic programs: programs that test all of the statements and commands found in given BASIC are useful in determining whether or not BASIC has loaded properly for execution. Programs to test memory by filling and reading all locations are also helpful.
- Memory-map programs: a machine-language program to output a memory map would be valuable.
- Menu selection programs: a machine-language routine to automatically find and execute any programs that are on line would make life easier for some operators.
- Routines for improved data file handling for floppy disks or cassettes are needed for some computers.
- Machine language programs that automatically convert one cassette/floppy disk standard to another are needed by a number of people.
- Variable list programs: a program to output the current value and location for all variables used in a program would be useful in large-program debugging.
- Renumber or resequence programs: a program to remember the statements in an assembly language program or BASIC program would be a convenient tool for programmers.
- Base conversion programs: this kind of program is useful in assembly language programming.

- BASIC patches that allow commands such as INKEY\$ or GET, which permit program inputs without the pressing of the ENTER or RETURN key and can limit the time allowed for a response.
- Vector graphic assembly language routines could be useful.
- Cross-assemblers or conversion programs between languages such as BASIC, FORTRAN, and APL would be a boon for programmers.
- Routines for handling fractions instead of decimals for greater precision in certain applications could be created.
- Specialized compilers for BASIC: although writing a complete BASIC compiler would be difficult, specialized compilers could be written to handle string, mathematical, or sorting functions. The advantage is the tenfold or more increase in execution speed.
- BASIC patches to provide increased debugging power could include error simulation routines to test a program (ERROR(code) and ON ERROR GOTO commands), TRACE commands to output a listing of each line number as it is executed, and powerful editing functions.
- Memory routines: relocating memory loaders, which could be written in extended BASIC, could combine two programs, add machine language

calls, and so on. A memory dump program could be provided to output programs in a variety of formats (decimal, hexadecimal, octal, and so on). A memory search program could be used to identify all occurrences of a specific byte value between any starting and ending addresses; such a program would be useful in disassembling and debugging.

AUTO command: the AUTO command automatically provides line numbers when a program is being typed in.

PLOT command: the PLOT command is useful in automatically displaying the values of a function or given set of data in graphical form.

Multiple-precision routines: the scientific user of small computers (and some business users) needs multiple-precision capability.

In addition, a useful reference manual that included commonly used BASIC or assembly-language routines would simplify programming for the beginner.

UTILITY SUBROUTINES

Below are some practical routines that deal with matrices and string manipulation

Matrix and String Utility Routines

```

100 REM MATRIX ADDITION 3-D
110 FOR I = 1 TO N1
120 FOR J = 1 TO N2
130 FOR K = 1 TO N3
140 C(K,J,I) = A(K,J,I) + B(K,J,I)
150 NEXT K
160 NEXT J
170 NEXT I
180 RETURN

```

```

200 REM MATRIX TRANSPOSITION 2-D
210 FOR I = 1 TO N1
220 FOR J = 1 TO N2
230 B(J,I) = A(I,J)
240 NEXT J
250 NEXT I
260 RETURN

```

```

300 REM MATRIX MULTIPLICATION BY ONE VARIABLE 3-D
310 FOR I = 1 TO N3
320 FOR J = 1 TO N2
330 FOR K = 1 TO N1
340 B(K,J,I) = A(K,J,I) * X
350 NEXT K
360 NEXT J
370 NEXT I
380 RETURN

```

```

400 REM MATRIX INPUT ROUTINE 3-D
410 FOR I = 1 TO N1
420 PRINT "PAGE";I
430 FOR J = 1 TO N2
440 PRINT "INPUT ROW";J
450 FOR K = 1 TO N3
460 INPUT X(J,K,I)
470 NEXT K,J: PRINT
480 NEXT I
490 RETURN

```

```

500 REM MATRIX INPUT SUBROUTINE (TWO DIMENSION)
510 FOR H = 1 TO N
520 PRINT "ENTER ROW";H
530 FOR I = 1 TO N1

```

```

600 REM MATRIX PRINT SUBROUTINE 3-D
610 FOR I = 1 TO N1
620 FOR J = 1 TO N2
630 FOR K = 1 TO N3
640 PRINT X(J,K,I),
650 NEXT K: PRINT
660 NEXT J: PRINT
670 NEXT I: PRINT
680 RETURN

```

```

700 REM MATRIX READ FROM DATA STATEMENTS IN 3-D
710 FOR I = 1 TO N1
720 FOR J = 1 TO N2
730 FOR K = 1 TO N3
740 READ X(J,K,I)
750 NEXT K,J,I
760 RETURN
770 REM DATA INSERTED HERE

```

```

800 REM MAT=ZER MATRIX SET TO ZERO SUBROUTINE 3-D
810 FOR I = 1 TO N1
820 FOR J = 1 TO N2
830 FOR K = 1 TO N3

```



```

840 X(K,J,I) = 0
850 NEXT K,J,I
860 RETURN

```

```

100 HOME : PRINT "THIS SUBROUTINE FOR LOCATING ANY"
110 PRINT "STRING WITHIN ANOTHER STRING CAN BE "
120 PRINT "ADDED TO A PROGRAM YOU WRITE FOR YOUR"
130 PRINT "OWN USE. TO VIEW THE LISTING, ENTER"
140 PRINT "'LIST'."

```

```

160 STOP
1000 REM INSTRING SUBROUTINE
1010 FOR I = 1 TO LEN (X$) - LEN (Y$) + 1
1020 IF Y$ = MID$ (X$,I, LEN (Y$)) THEN RETURN
1030 NEXT I
1040 RETURN

```

Sorting Routines

Among the different sorting routines listed here, the Quicksort is the most efficient although it

requires more BASIC program lines than some of the other sorts require. The Bubble sort is the least efficient:

```

100 REM IMPROVED RIPPLE SORT ROUTINE
110 C = 0:N = N - 1
120 IF N = 0 THEN GOTO 200
130 FOR I = 1 TO N
140 IF A(I) < = A(I + 1) THEN 180
150 T = A(I)
160 A(I) = A(I + 1)
170 A(I + 1) = T
180 C = 1
190 NEXT I
200 IF C = 1 THEN 110

```

```

100 REM BUBBLE SORTING ROUTINE
110 FOR I = 1 TO N - 1
120 FOR J = J + 1 TO N
130 IF A(I) < = A(J) THEN 170
140 T = A(I)
150 A(I) = A(J)
160 A(J) = T
170 NEXT J
180 NEXT I

```

```

40 HOME
50 PRINT "ALPHABETIZING PROGRAM"
60 PRINT : PRINT "OUTPUTS LISTING ONLY (DOESN'T REARRANGE MEMORY)"
100 CLEAR
110 DIM A$(100),N$(100)
120 FOR N = 1 TO 1000
130 INPUT "WORD? ";N$(N)
140 IF N$(N) = "STOP" THEN 160
150 NEXT N

```

```

160 REM
170 FOR I = 1 TO N
180 A$(I) = N$(I)
190 NEXT I
195 K = 0
200 I = 1
210 FOR J = 2 TO N
220 IF A$(I) < A$(J) THEN GOTO 230
225 I = J
230 NEXT J
240 IF N$(I) = "STOP" THEN 250
245 PRINT N$(I)
250 A$(I) = "ZZZ"
260 K = K + 1
270 IF K = N THEN 280
275 GOTO 200
280 PRINT : PRINT
290 END

```

```

5 REM QUICKSORT
6 REM N=NUMBER OF DATA ELEMENTS IN D( )
10 X=0:I=X+X:S(I+1)=1:S(I+2)=N:X=X+1
20 IF X=0 THEN RETURN
30 X=X-1:I=X+X:A=S(I+1):B=S(I+2)
40 Z=D(A):TP=A:BT=B+1
50 BT=BT-1
60 IF BT=TP THEN 110
70 IF Z<=D(BT) THEN 50
75 IF Z>D(BT) THEN D(TP)=D(BT)
80 TP=TP+1
90 IF BT=TP THEN 110
100 IF Z>D(TP) THEN 80
105 IF Z<=D(TP) THEN D(BT)=D(TP):GOTO 50
110 D(TP)=Z
120 IF B-TP>=2 THEN I=X+X:S(I+1)=TP+1:X=X+1:S(I+2)=B
130 IF BT-A>=2 THEN I=X+X:S(I+1)=A:X=X+1:S(I+2)=BT-1
140 P=P+1:GOTO 20
1000 FOR X=1 TO 9:D(X)=X*-1:NEXT
1010 GOSUB 5
1020 FOR X=1 TO 9:PRINT D(X);:NEXT

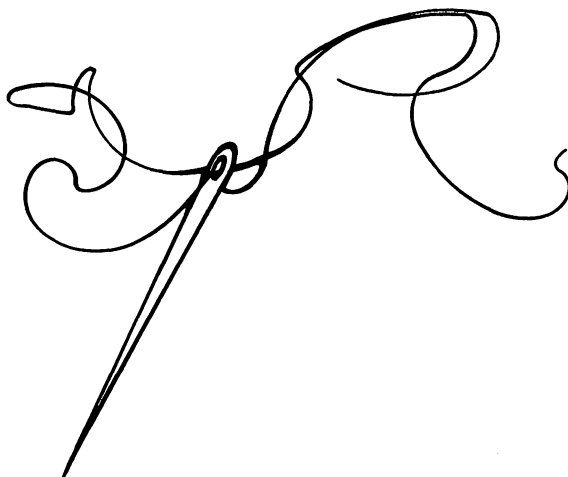
```

```

5 REM SHELL-METZNER SORT
10 P=N:REM N=NUMBER OF DATA ELEMENTS IN D( )
20 P=INT(P/2)
30 IF P=0 THEN RETURN:REM ARRAY NOW SORTED; RETURN TO MAIN PROGRAM
40 K=N-P:J=1
50 I=J
60 L=I+P
70 IF D(I)<D(L) THEN 100
80 T=D(I):D(I)=D(L):D(L)=T:I=I-P
90 IF I>=1 THEN 60
100 J=J+1
110 IF J<=K THEN 50
115 IF J>K THEN 20

```

Chapter 11



Miscellaneous Applications

There are a number of applications that don't fit easily in the categories already covered. These applications will be discussed in this final chapter.

COMPUTERS AND THE HUMANITIES

Amateur as well as professional scholars of history, language, literature, anthropology, archeology, and other fields of the humanities may find personal computers useful in storing, organizing, analyzing, and indexing data.

History

The historian may wish to encode information of the following types for use with computers:

1. Census records
2. Congressional voting records
3. Election statistics
4. Court records and decisions
5. Ship sailing records—historical, genealogical, and economic significance.
6. Diplomatic records.
7. Journalism statistics. A school of jour-

nalism has used a personal computer to record and plot the ratios of column inches devoted to various political parties or candidates in fifteen major national newspapers, under the assumption that the amount of text space allotted to a candidate or party reflects the paper's views. You or your organization may wish to pursue similar lines of research.

Language

The microcomputer can be used to deal with languages in at least two ways.

Translations. It is possible to program a personal computer to act as a crude translating machine, capable of recognizing foreign vocabulary words and providing the English equivalent. Sentence structure and overall meaning are much more difficult to program, however, and are a current area of research in computer science. The pocket translating machines and spelling-checker programs available today may serve as models for such a program, which may provide an interpretable En-

glish equivalent to a given foreign phrase. For example, if provided with the Spanish phrase, "Mucho gusto en conocerlo" (Pleased to meet you), the literal computer translation may read, "Very much in to meet you." A more sophisticated program could check for idiomatic expressions such as this and provide a better translation. A translating program may prove to be educational and useful to those with a minimum of familiarity with a language.

Compilation of dictionaries. The dialects and languages of a speech community can be entered into a computer database for ease in compiling a dictionary.

Literature and Writing

There are a number of ways in which you can use your personal computer to help you in your writing and in analyzing literature.

Auto-editor. A personal computer program capable of performing basic editing functions has been developed. The program balks at overly long sentences, or stilted, cumbersome expressions and suggests alternatives. For instance, it will suggest "absolutely" for "categorically," and "by" or "under" instead of "in accordance with." It proposes "now" instead of "at this point in time." It can detect spelling errors, improper punctuation, split infinitives, and other common grammatical errors.

Thesaurus. An on-line thesaurus can provide rapid, time-saving access to alternative word choices. This feature, in conjunction with a word processor, can serve as a powerful writing tool.

Automatic table of contents/index generation. In preparing a text on a word processor, the author need only flag with a special code the keywords to be indexed or the chapter headings for the table of contents. The computer will compile and alphabetize these entries in desired form.

Writer's outline utility. A specialized word processor with database capabilities could assist the writer in preparing outlines.

Spelling checker. Numerous spelling checker programs are available for personal computers. These are capable of checking documents for errors on the basis of 30,000-90,000 stored

words. The user has the option of adding or deleting words, and special dictionaries are available (for example, medical terms).

Analysis of literature. Computers can be used to prepare statistical analyses of literature that you have typed using your word processor. Such a program would calculate the number of lines, number of sentences, number of words, number of syllables, average word length, average sentence length, and the reading level based upon any of the standard formulas developed by Flesch, Fog, Raygor, Dale Chall, or Spache. For instance, the Fog index (FI) is given by

$$FI = \frac{\text{total no. words}}{\text{total no. sentences}} + \frac{\text{no. "hard" words} \times 100}{\text{total no. words}} \times 4$$

where "hard" words are considered to be those words with three or more syllables, except proper names, compounds of short words (for example, down-and-out), and words in which the third syllable ends in es or ed (for example, arrested). If the value of FI is 20 or more, you should consider the reading level advanced or difficult. To ensure that your message gets across to the masses, aim for a FI of around 10. A concordance table, listing all words used and their absolute or relative frequency of use can also be constructed; the list can be sorted alphabetically or by frequency. See *Microcomputing*, page 60, June 1981 for a sample BASIC program. Word-class distribution statistics, measures of redundancy of vocabulary (averages, medians, and so on), numbers of modifiers, adverb/verb and auxiliary verb/verb ratios, clause length statistics, distribution of clause types (simple, compound subject, and so on), distribution of sentence openers (prepositional phrase, subordinated clause, and so on), and style of sentence structure could also be analyzed by a more complex program.

Along similar lines, computers have been used to statistically determine whether works of indefinite authorship are typical of a given writer (for example works by Bacon and Shakespeare are compared), since the above statistical parameters tend

to remain constant for one writer and may be compared with the figures for other writers.

Literature database. A specialized database could store important manuscripts and be used to index, cross reference, and find given keywords or phrases quickly. QWIK-Indexes™ may also be generated.

AID TO THE HANDICAPPED

Use of microcomputers as aids to the handicapped is a very important and useful application; only the forefront has been explored, and the potential is tremendous. Examples of this application include the following:

The computer can act as a “robot” for the handicapped. One system was used by a paraplegic to communicate with others; the computer scanned the alphabet and once a particular letter was reached, the patient would make a certain movement to signal that that letter was to be typed out. In this manner, words and sentences were produced.

Voice synthesizers and decoders are especially helpful for those who cannot interact with a computer through a video terminal.

A computer with a printer (either dot matrix or daisy-wheel type) could be used to convert inputted text into braille. Each line of text would be reversed in computer memory and the braille equivalent (composed of periods or dots) printed in its mirror image. By turning over the output, the impressions left by the printer will form braille text.

The personal computer could be used to monitor people who are chronically ill, are predisposed to suffer heart attacks, or are in other life threatening situations. Twice a day the patient would be required to input something into their computer; if they don't, medical personnel would be alerted by telephone dialing and vocal output peripherals.

Other areas in which the microcomputer can help the handicap include the following:

- Sensory enhancement or translation: clarification of audio or visual information or translation of video information to and from audio information.
- Manipulator controls: powered prostheses or

robots for individuals with severe motor impairment.

- Information amplification for the motion impaired: increase the amount of information that can be relayed with a given number of keystrokes, for example a shorthand translator, as described in the first chapter.
- Recreation and development aids: games and educational programs allowing handicapped persons a reliable means to control, explore, and manipulate objects or learn about them.
- Communication aids: telephone dialers, computer-aided writing and filing systems, and phone communication through the use of speech synthesizers, for example.
- Security/monitoring systems: mechanisms for controlling locks and windows, emergency call systems, medication reminders, and monitoring systems that will periodically demand a response and signal if the individual fails to answer its queries.
- Information resource/management: inability to quickly manipulate and scan materials may prevent the handicapped from making effective use of dictionaries, phone lists, calendars, filing systems, and books. These functions can be paralleled through the use of specifically designed microcomputer-based interfaces that work with residual physical and sensory capabilities.

TEST YOUR TYPING SPEED

Those learning to type will appreciate a measurement of their progress in speed. A program to test typing speed would have to be written in assembly language if your BASIC doesn't provide INKEY\$, GET, ENTER (or RETURN) or WAIT type commands.

MAINTENANCE OF ORGANIZATION RECORDS

Clubs and other organizations may find it worthwhile to purchase or use a member's small computer to ease paperwork. Anyone who develops software for this application may be able to sell it to local organizations or charge for computing ser-

vices done on his own computer.

CO-OP SCHEDULING AND FINANCES

A computer analysis of costs and duties could help divide these responsibilities fairly between members of communal residence or cooperative organizations. A duty roster in calendar form as well as a financial summary of amounts owed could then be printed out.

TAILOR'S CALCULATIONS

Alterations to dress, suit, and other patterns for "tailor-made" clothing could be mathematically determined by your computer. If you have a printer with a line length large enough, the altered pattern could be printed in actual size.

PHONE CODE

A relatively simple program could be written to produce a listing of all the possible letter combinations on the phone dial for a given phone number. Businessmen may use this listing to find an appropriate, easy-to-remember word representing their phone number (for example, a computer store number was 266-7883 and COMPUTE was the corresponding telephone word). An interesting word may appear for you to use with your home phone.

BRAINSTORMER

A few years ago, a large sphere containing thousands of plastic squares with a different word printed on each was sold as a "brainstormer." The idea behind the device was to rotate the sphere, mix up the words, and then peek through a window at whatever words appeared. From this combination of adjectives and nouns, the user was to come up with a new invention or idea. The "brainstormer" could be useful in stimulating ideas; for instance, if the words *television* and *game* appeared, a properly prepared mind could have made the intuitive leap to invent video games. You could create your own computerized "brainstormer" by programming a large array of nouns and adjectives with a random number generator that calls them to the video screen 5-10 at a time.

A similar program could be called an "idea stimulator." Instead of miscellaneous words randomly appearing, a special set of adjectives or phrases describing possible improvements to an invention would appear individually and in random order on the screen. For instance, if you were trying to invent a new type of cooking pot and the word *slower* appeared, the brainstormed idea might be a slow crockpot cooker. The list of brainstorming questions below could be randomly arranged by your computer and individually called to the screen.

Brainstormer programs needn't be limited to products and inventions. Choreographer Merce Cunningham, Mozart, Oscar Wilde, and cartoonist Sergio Alvarez, among others in the arts, have reported using similar random methods as an approach to artistic creation. One cartoonist reports use of a computer program to randomly mix cliches, locations, props, and various character types for possible cartoon ideas.

Brainstorm Chart for Products, Processes, or Services

- In what other way can it be made more effective?
- Is there a surer way to do it?
- Is there a cleaner, neater way to do it?
- Is there a more comfortable way to do it?
- Is there a more healthful way to do it?
- Is there a safer way to do it?
- Is there a more durable form?
- Is there a more pleasant way to do it?
- Is there a quicker way to do it?
- Is there an easier way to do it?
- In what other way can it be improved?
- Can the package be improved?
- Can the distribution methods be improved?
- Can it be made disposable or portable?
- Can a combination with other devices be devised.
- Can something be added to enhance its value?
- Can it be adapted to some other use?
- Is there a way to increase its usefulness; can it become multipurposed?
- Can it be made more attractive?

Is there a cheaper way to do it?
Can a similar result be obtained in any other way?

Inventor's Idea Stimulator

The program in Listing 11-1 can be very useful to those who have a creative and intuitive mind. A

large list of "idea words" are shuffled and displayed three at one time. The object is to apply your thinking to these words in relation to another idea. For example, if you had to design a new product, such as a cigarette lighter, and the word *disposable* appeared, the idea of a disposable lighter would come to you.

Listing 11-1: The Inventor's Idea Stimulator Program

```
30 HOME
40 PRINT "INVENTOR'S IDEA STIMULATOR"
50 DIM A$(98),M(98)
60 PRINT "THE PURPOSE OF THIS PROGRAM IS TO "
65 PRINT "STIMULATE YOUR CREATIVE "
70 PRINT "THINKING WHEN WORKING ON AN"
75 PRINT "INVENTION OR PRODUCT. A SERIES"
80 PRINT "OF THREE WORDS WILL BE PRINTED"
85 PRINT "THINK ABOUT EACH CAREFULLY"
90 PRINT "AND TRY TO APPLY THEM TO YOUR"
95 PRINT "INVENTIVE PROCESS. FOR EXAMPLE"
96 PRINT "IF YOU WERE TRYING TO DEVELOP"
97 PRINT "A PRODUCT TO IMPROVE OFFICE"
98 PRINT "COMMUNICATION AND THE WORD"
99 PRINT "'EFFICIENT' APPEARED, YOU MIGHT"
100 PRINT "THINK OF A DICTATING MACHINE."
105 PRINT
110 FOR X = 1 TO 98: READ A$(X): NEXT X
120 N = 98: FOR I = 1 TO N
130 M(I) = I: NEXT I
140 FOR I = 1 TO N - 1
145 A = RND (6)
150 R = (N + 1 - I) * RND (1)
160 R = INT (R) + 1
170 T = M(R)
180 M(R) = M(I)
190 M(I) = T
200 NEXT I
210 PRINT "PRESS 'RETURN' WHEN FINISHED"
220 PRINT "WITH EACH WORD SET"
225 PRINT
230 FOR X = 1 TO 33 STEP 3
240 PRINT A$(M(X))
250 PRINT A$(M(X + 1))
260 PRINT A$(M(X + 2))
270 INPUT B$
280 NEXT X
290 END
300 DATA LARGER, SMALLER, LONGER, SHORTER, THICKER, THINNER, DEEPER, SHALLOWER
305 DATA STAND VERTICALLY/HORIZONTALLY, MAKE SLANTED OR PARALLEL
310 DATA STRATIFY, INVERT, CONVERGE, ENCIRCLE, INTERVENE, DELINEATE, BORDER
315 DATA MORE, LESS, CHANGE PROPORTIONS, FRACTIONATE, JOIN SOMETHING
320 DATA ADD SOMETHING, COMBINE, COMPLETE, CHANGE ARRANGEMENT, FASTER
325 DATA SLOWER, LAST LONGER, CHRONOLOGIZE, MAKE PERPETUAL, SYNCHRONIZE
```

330	DATA	RENEWABLE, ALTERNATING, STIMULATED, ENERGIZED, STRENGTHENED
335	DATA	LOUDER, LESSNOISE, COUNTERACTING, STRONGER, WEAKER, ALTERED
340	DATA	CONVERTABLE, SUBSTITUTED, INTERCHANGED, STABILIZED, REVERSED, RESILIENT, UNIFORM, CHEAPER
345	DATA	ADD/CHANGE COLOR, IRREGULAR DESIGN
350	DATA	CURVED DESIGN, MODERN DESIGN, HARDER, SOFTER, SYMMETRICAL, NOTCHED
355	DATA	ROUGHER, SMOOTHER, DAMAGE AVOIDED, DELAYS AVOIDED
360	DATA	THEFT AVOIDED, ACCIDENTS PREVENTED, CONFORMABILITY, ANIMATED
365	DATA	STILLED, DIRECTED MOTION, ATTRACTED/REPELLED MOTION, LOWERED
370	DATA	BARRED, OSCILLATED, AGITATED, HOTTER, COLDER, OPENABLE, PREFORMED
375	DATA	DISPOSEABLE, INCORPORATED, SOLIDIFIED, LIQUEFIED, VAPORIZED
380	DATA	PULVERIZED, ABRADED, LUBRICATED, WETTER, DRYER, INSULATED, EFFERVESCED
385	DATA	COAGULATED, ELASTICIZED, RESISTANT, LIGHTER, HEAVIER
390	DATA	FOR MEN/WOMEN/CHILDREN, FOR ELDERLY/HANDICAPPED, FOREIGN MARKETING

SOURCE INDEX

Addresses of manufacturers, institutions, organizations, and other sources of information or products can be stored in computer form and indexed for future reference. Any source of information or materials that you don't have use for at present, yet know you may need in the future, should be stored (for example, manufacturers and suppliers of peripherals for your system). These sources can be indexed under the material they can provide.

PEOPLE MATCHING

At a party or other social gathering it is often best to make arrangements so that those who are most similar will meet each other. Recently at a convention, a microcomputer was used to create special name cards for each guest. Everyone who attended had previously filled out a questionnaire indicating his or her occupation, hobbies, age, sex, likes and dislikes, and so on. This data was input to the computer, which subsequently produced a special name card with differently colored dots on it for each individual. Each color indicated a specific characteristic of that person, and thus, the guests could instantly find others who had the same color dots and thus the characteristics as themselves.

Computers have prepared seating charts for dinners, arranged blind dates, matched carpools, and paired athletes according to individual characteristics (partner or opponent matching). A bulletin board service for modem owners called Dial-

Your-Match (213) 842-3322 allows computer dating for the would-be romantic.

An interesting people matching game would ask participants to rank their ideals. The list of common ideals below could be used for that purpose.

1. Active and satisfying life
2. Active and satisfying athletic life
3. Power over things (for example, automobiles, boats, and computers)
4. Socially significant activity
5. Good health
6. Opportunities for risk and adventure
7. Resilience (ability to "bounce-back")
8. Prestigious family life
9. Artistic ability
10. Ability to initiate and maintain friendships
11. Intellectual ability
12. Ability to draw love from others
13. Ability to influence others with your ideas
14. Ability to be a caring person
15. Ability to give love
16. Close and supportive relationships
17. Intellectual stimulation
18. Approval by opposite sex
19. Wealth
20. Ability to be self-sufficient
21. Physical attractiveness

Each participant could rank each item in terms of its importance to him or her. Next, everyone would be allotted a certain number of tokens to use

in bidding for the items of the most importance to themselves. Participants will realize what is of the most significance in their life and that of others.

Similarly two or more players could rank 1) what I think I am, 2) what the other player thinks I am, and 3) what the other player thinks I think I am (and 2 and 3 for the other player) for these characteristics: aggressive, dependent, enthusiastic, intelligent, honest, humorous, jealous, kind, rude, sensitive, sensual, and sociable. The personal computer would then compare and correlate responses in a useful, insightful way.

On a more personal basis, programs have been written to first determine the "personality" makeup of a couple and then suggest an appropriate "interlude." This is *not* a children's game and is an application to be used at your own risk.

Along similar lines, your local organization or business could use a computer car-pool matching program if there are many people involved.

GREETING CARD PRODUCER

Some clever hobbyists have written programs

to produce assorted types of greeting cards, announcements, and invitations on their printers. One example is shown in Fig. 11-1. The cards can be personalized and can make use of computer art. One hobbyist uses his computer and printer to produce Christmas gift wrapping paper by printing designs of Christmas trees, snowflakes, and other patterns.

CONTESTS

For those who take sweepstakes seriously, a personal computer can be used to fill out multiple contest entry forms with name, address, and additional information required. One group of computerists entered a large national contest a few years ago, using a computer to print 10,000 entry forms; they won over 90% of the prizes. As a result, many contests now require hand-printed entry forms. However, peripherals are now available that can duplicate your handwriting or signature using a programmable "mechanical writing arm." Technology marches onward.

HANDWRITING ANALYSIS

Many major corporations are now using hand-

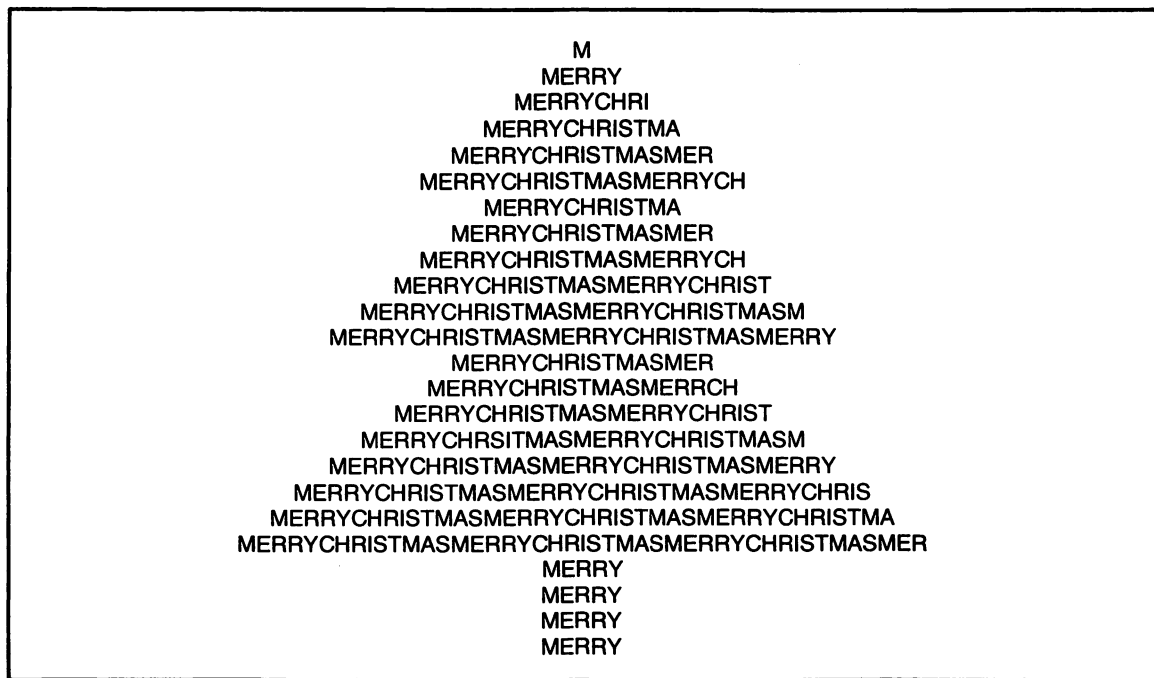


Fig. 11-1. A computer generated greeting card.

writing analysis as one instrument to evaluate prospective employees, although its usefulness remains controversial. The gaudy carnival "handwriting analysis computers" do little more than printout a random evaluation, as handwriting analysis is still on the cutting edge of computer science. However, a relatively simple program could printout the standard interpretations for handwriting characteristics after these have been encoded by an expert. Such a program could eliminate the drudgery of writing an explanation for each characteristic and could check for conflicting or concurring results.

FIFTY MISCELLANEOUS APPLICATIONS

To further exemplify the scope of applications of personal computers in all walks of life, I have listed some of the more unusual uses readers have contributed:

- Design and animation of marching band patterns.
- Maintenance and inventory of equipment and instruments in small laboratories.
- Membership tracking for small organizations with the addition of dues accounting, questionnaire analysis, and mailing list capabilities.
- TV pattern generator for electronic technicians.
- Artistic pacifier for toddlers based on random graphical patterns, as a form of the stimulation necessary for the development of a normal IQ.
- Banner and sign generator to prominently display your message, created on ordinary lineprinters.
- Posters and calendars from lineprinter output.
- Translations of foreign words done by portable computers for travelers (or for educational purposes).
- Analysis of the cost-saving benefits of various solar collector designs.
- Calculation of home improvement costs by determining gallons of paint, rolls of wallpaper, or square yards of carpeting for a given job.
- Car maintenance reminder for routine tuneups and parts replacement according to miles driven.
- Car pool record keeping program which records car usage by driver, destination, and date with the ability to print schedules for each member.
- Bendo Kagawa, a Zen priest in Japan, uses his personal computer to help people meditate.
- Bob Waltz's personal computer at Smithers-Oasis can tell you all you ever wanted to know about germanium growing.
- Three Harvard professors writing a physiology text use their personal computers to exchange chapters by phone.
- Edward Adler arranged for his computer to rock his baby's cradle every time she cried.
- Architects can sketch new designs on personal computers that rival design systems formerly costing in the millions.
- For training purposes, companies are now using personal computers to instruct employees in everything from advanced optics to photocopier repair.
- A psychologist is using his computer to teach people self-relaxation techniques and self-hypnosis.
- Earth, Wind, and Fire use a computer to set off flash pots and explode small bombs on stage during their pyrotechnic rock performances.
- A German firm is using a personal computer to create new sweater patterns.
- Daryl Faud's personal computer sifts through hundreds of bacterial strains to assist in recombinant DNA experiments.
- Dr. Terry Pundiak uses a voice interface with his computer to give antismoking lectures.
- Experimental systems that are being developed to read ordinary text to the blind are based on personal computers.
- Boy Scouts across the nation are using personal computers for help in earning the Computer merit badge.
- Dr. Michael Lamb has adapted his personal computer for anesthesia monitoring during surgery.
- Colossal Pictures Corporation used a personal computer to create the title sequences for *The Black Stallion* and *One From The Heart*.
- Psychologist John McPhee developed a program to analyze Rorschach Inkblot Tests on his personal computer.
- The Sports Car Club of America, San Francisco

office uses a PC personal computer to track race results instantly.

- David Curtis turned his personal computer into a lie-detector and analysis machine.
- One hobbyist creates personalized Christmas letters by using a word processor, cutting the time required in half.
- A bar-code reader allows a hobbyist to rapidly input information concerning supermarket items purchased. A pantry inventory can easily be created.
- One thrifty personal computer owner devised a program to randomly match each person in his extended family for exchange of gifts.
- One family uses their system as a message board to store, word-process, and display messages to other family members.
- Traveling salesmen use their portable computers to maintain expense accounts.
- One hobbyist created a “drunkometer” program to evaluate residual cognitive function in those smashed by alcohol.
- A nighttime and vacation check-off program to remind the hobbyist that nights and vacations exist for a purpose and to ensure that all necessary duties have been taken care of could be a godsend to obsessive programmers.
- A citrus grower uses his personal computer to continuously monitor temperature and soil conditions to alert him of changes and automatically control heaters and sprinklers.
- An instrumentalist uses his personal computer to accompany him on the flute.
- A wrestling coach no longer tussles with the problem of pairing 500 boys by age and weight; he uses his personal computer.
- A personal computer owner about to marry created a database to map out chapel seating for 100 wedding guests and table arrangements for 220 lunch guests and to do tabulations on no-shows. He is also keeping a record of those who give gifts and what they send.
- A new minister was given information concerning the personal and familial problems of his flock stored in a database created by the retiring minister.
- Chicago Alderman Lawrence Bloom keeps a database of 6,000 voters on his computer. Precinct workers can make personalized calls and say “Alderman Bloom helped you get rid of that abandoned car. Now he needs your help.”
- Carter Scholz used his personal computer to compute the lengths of a set of tuned wind chimes.
- The Osvoz family of New York, use their personal computer to maintain database of family medical information, including blood types, allergies, dates of checkups, poison antidotes, eyeglass prescriptions, insurance policies, check-up reminders, height, and weight.
- Professionally-prepared programs are available to plan a vacation trip for you, given the starting point and the destination; miles, costs, routes, and itinerary can be computed automatically.
- Dave Adams, a businessman, uses his personal computer with a modem to access on-line airline schedules and make reservations. The Source and CompuServe, among other networks, offer this service.
- Automotive expense records, including the following information, may be tracked using your personal computer: loan or lease payment records, accumulated gasoline costs, MPG average, maintenance and repair records, insurance records, depreciation, automotive tax deductables, and accumulated cost per mile to operate.
- Bill Strozier uses his personal computer to operate a passive solar heating system in his home. The computer controls the opening and closing of movable partitions and shades and an air circulation system. Other personal computer owners have controlled active solar heating collectors, directed air or liquid to areas where it was needed, and analyzed the performance of the system.
- One hobbyist uses a program to organize his elaborate home workshop; he maintains a tool and equipment inventory and lists of parts and supplies, projects completed, and future projects (with tentative starting dates).

- Bird watcher Edward Mair uses a personal computer to store his lifetime, year, state, property, and feeder lists and for exchanging information with other birdwatchers across the nation via a network.
- Several executives, computer programmers, and writers can now do their work at home, rather than traveling to the office, thanks to personal computers linked with their company's computer via modems.

Appendix

Software Source Books

The books and magazines listed below are the most popular guides to microcomputer software available for popular brands of home computers. For many of the applications discussed in this book, there is a professionally designed program available and listed in the guides below.

PUBLISHER'S ADDRESSES

The Addison-Wesley Book of Apple Software \$19.95

Addison-Wesley

The Addison-Wesley Book of ATARI Software \$19.95

Addison-Wesley

Big Blue Book for the Apple

Scribner

Big Blue Book for the ATARI

Scribner

Big Blue Book for the Commodore

WIDL Video

Big Blue Book for the IBM PC

WIDL Video

The Buyer's Guide to Software for the IBM PC

Byte/McGraw-Hill

Commodore Software Encyclopedia

Howard Sams and Co.

CP/M Software Finder \$14.95

Que Corporation

IBM PC Expansion and Software Guide

Que Corporation

VanLoves Apple II/III Software Directory \$24.95

VanLoves

Addison-Wesley Publishing Co.
Jacob Way
Reading, MA 01867

Byte/McGraw-Hill
1221 Avenue of the Americas
New York, NY 10020

Howard Sams & Co.
4300 W. 63rd St.
Indianapolis, IN 46268

Que Corporation
7960 Castleway Dr.
Indianapolis, IN 46250

Charles Scribner's Sons
597 Fifth Ave.
New York, NY 10017

WIDL Video
5245 W. Diversey Ave.
Chicago, IL 60639

MICROCOMPUTER MANUFACTURERS

Access Matrix Corp.
2159 Bering Drive
San Jose, CA 95131

Albert Computers
3170 Los Feliz Drive
Unit C
Thousand Oaks, CA 91362

Alspa Computer
300 Harvey West Blvd
Santa Cruz, CA 95060

Altos Computer Systems,
2641 Orchard Park Way
San Jose, CA 95134

Apple Computer
20525 Mariani Drive
Cupertino, CA 95014

Atari Products
Box 50047
San Jose, CA 95150

Athena Computer
31952 Camino Capistrano
San Juan Capistrano, CA
92675

Basis, Inc.
5435 Scotts Valley Drive
Scotts Valley, CA 95066

Canon USA
One Canon Plaza
Lake Success, NY 11042

Casio, Inc.
15 Gardner Rd.
Fairfield, NJ 07006

Coleco Industries
945 Asylum Ave.
Hartford, CT 06105

Columbia Data Products
8990 Route 108
Columbia, MD 21045

Commodore Business Mach.
1200 Wilson Drive
West Chester, PA 19380

Compaq Computer Corp.
20333 FM 149
Houston, TX 77070

CompuPro
Box 2355
Oakland Airport, CA 94614

Computer Devices, Inc.
25 North Ave.
Burlington, MA 01803

Cromemco, Inc.
280 Bernado Ave.
Box 7400
Mountain View, CA 94039

Digital Equipment Corp.
2 Mount Royal Ave.
Box 1008
Maynard, MA 01752

Docutel/Olivetti Corp.
155 White Plains Rd.
Tarrytown, NY 10591

Durango Systems
3003 North First St.
San Jose, CA 95134

Dynalogic Info-Tech Corp.
8 Colonnade Road
Ottawa, CANADA, K2E 7M6

Eagle Computer, Inc.
983 University Ave.
Los Gatos, CA 95030

Epson America
3415 Kashiwa St.
Torrance, CA 90505

Formula International
12603 Crenshaw Blvd.
Hawthorne, CA 90250

Franklin Computer Corp.
2138 Route 38
Cherry Hill, NJ 08002

Fujitsu Microelectronics
3320 Scott Blvd.
Santa Clara, CA 95051

Gavilan Computer Corp.
240 Hacienda Ave.
Campbell, CA 95008

Gifford Systems
1922 Republic Ave.
San Leandro, CA 94577

Heath Company
Benton Harbor, MI 49022

Hewlett-Packard
1000 NE Circle Blvd.
Corvallis, OR 97330

Hitachi Sales Corp.
West Artesia
Compton, CA 90220

Honeywell, Inc.
200 Smith St.
Waltham, MA 02154

IBC
21592 Marilla St.
Chatsworth, CA 91311

IBM
Box 1328
Boca Raton, FL 33432

IMS International
2800 Lockheed Way
Carson City, NV 89701

Intertec Data Systems
2300 Broad River Rd.
Columbia, SC 29210

Ithaca Intersystems
200 E. Buffalo, Box 91
Ithaca, NY 14851

Kaypro Division
PO Box N
Del Mar, CA 92014

LNW Research Corp.
2620 Walnut
Tustin, CA 92680

Mattel Electronics
5150 Rosecrans Ave
Hawthorne, CA 90250

Morrow Designs
600 McCormick St.
San Leandro, CA 94577

Multitech Electronics
195 West El Camino Real
Sunnyvale, CA 94086

NEC Home Electronics
1401 Estes Ave.
Eik Grove Village, IL 60007

NEC Information Syst.
5 Militia Drive
Lexington, MA 02173

Netronics Research
333 Litchfield Rd.
New Milford, CT 06776

North Star Computers
14440 Catalina St.
San Leandro, CA 94577

Osborne Computer Corp.
26538 Danti Court
Hayward, CA 94545

Panasonic Co.
One Panasonic Way
Secaucus, NJ 07094

Radio Shack
One Tandy Center
Fort Worth, TX 76102

Sage Computer Tech.
35 North Edison Way, Suite 4
Reno, NV 89502

Sanyo
51 Joseph St.
Moonachie, NJ 07074

Seequa Computer Corp.
209 West St.
Annapolis, MD 21401

Sharp Electronics
10 Sharp Plaza
Paramus, NJ 07652

Sony
Sony Drive
Park Ridge, NJ 07656

Sord Computer
200 Park Ave
New York, NY 10166

Spectravideo
39 W. 37th St.
New York, NY 10018

Sumicom Inc.
17862 East 17 St.
Tustin, CA 92680

TeleVideo Systems
1170 Morse Ave
Sunnyvale, CA 94086

Texas Instruments
Box 53
Lubbock, TX 79408

Timex Computer
Box 1700
Waterbury, CT 06721

Toshiba America
2441 Michelle Dr.
Tustin, CA 92680

Unitronics
401 Grand Ave.
Suite 350
Oakland, CA 94610

Vector Graphic, Inc.
500 North Ventu Park Rd.
Thousand Oaks, CA 91320-
2798

Video Technology
2633 Greenleaf Ave.
Elk Grove, IL 60007

Wang Laboratories
One Industrial Ave.
Lowell, MA 01851

Xerox Corp.
1341 West Mockingbird Lane
Dallas, TX 75247

Zenith Data Systems
1000 North Milwaukee Ave
Glenview, IL 60025

Glossary

- address**—The location in memory where a given binary bit or word of information is stored.
- alphanumeric**—The set of punctuation, letters of the alphabet, and numerical characters used for computer input.
- analog/digital (A/D) conversion**—An A/D converter measures incoming voltages and outputs a corresponding digital number for each voltage.
- ASCII**—The American Standard Code for Information Interchange.
- assembly language**—A low level symbolic programming language that comes closest to programming a computer in its internal machine language. Instead, machine language code is represented by mnemonics.
- binary**—The number system of base two, which has two symbols, 1 and 0, representing the on and off states of a circuit.
- bit**—One binary digit.
- byte**—An assembly of eight bits representing a computer word. The memory capacity of a computer is usually measured in terms of bytes.
- chip**—An integrated circuit.
- compiler**—A program that converts the program statements of a high-level language into machine codes for execution.
- CPU (Central Processing Unit)**—The major operations center of the computer where decisions and calculations are made.
- data**—Computer-coded information.
- data rate**—The amount of information (data) transmitted through a communication line per unit of time.
- debug**—Remove program errors (bugs) from a program.
- digital**—A circuit that has only two states, on and off, and is usually represented by the binary number system.
- disk**—A memory storage device that makes use of a magnetic disk.
- DOS**—Disk operating system; allows the use of general commands to manipulate data stored on a disk.

firmware—Software permanently stored in a computer using a read-only-memory (ROM) device.

floppy disk—See disk.

flowchart—A diagram of the various steps to be taken by the computer in running a program.

hardware—The manufactured equipment of a computer system, as opposed to the programs for a computer.

hexadecimal—A base sixteen number system often used in programming in assembly language.

input—Information (data) fed into the computer.

input/output (I/O) devices—Peripheral hardware devices that communicate with or receive communications from the computer.

interface—A device that converts electronic signals to enable two devices to communicate with each other; also called a port.

interpreter—A program that accepts one statement of a high-level language at a time, converts that statement to machine language, and proceeds to the next statement. BASIC is a high-level language that is usually an interpreter rather than a compiler.

keyboard—A series of switches, usually in the form of a typewriter keyboard, which a computer operator uses to communicate with the computer.

languages—The sets of words/commands that are understood by the computer and used in writing a program.

loop—A portion of a program that is to be repeated (looped) several times.

machine language—The internal low-level language of the computer.

mainframe—Referring to the hardware of the central processing unit (CPU).

memory—Data (information) stored for future reference by the computer in a series of bytes.

microcomputer—A miniaturized small computer

containing all the circuitry of a “minicomputer” on a single integrated circuit chip.

microprocessor—The single integrated circuit chip that forms the basis of a computer (the CPU).

mnemonic—An abbreviation or word that stands for another word or phrase.

modem—A peripheral device that converts digital signals to audio and vice-versa.

MPU—See CPU.

octal—A base eight number system often used in machine language programming.

opcode—An operation code signifying a particular task to be done by the computer.

parallel port—A data communication channel that uses one wire for each bit in a single byte.

peripherals—Input/output devices such as printers, mass storage devices, and terminals.

program—A set of instructions for accomplishing a task that the computer understands.

RAM (random access memory)—Memory devices from which data can be procured or in which data can be stored by the computer.

ROM (read only memory)—Memory devices from which data may be procured only; the memory contents may not be changed.

RS232—A standard form for serial computer interfaces.

serial communication—A method of data communication in which bits of information are sent consecutively through one wire.

software—Computer programs, instructions, and languages.

statement—A single computer instruction.

subroutine—A smaller program (routine) within a larger program.

terminal—An input/output device using a keyboard and video or printer display.

TVT—A television typewriter, or computer terminal.

word—A basic unit of computer memory usually expressed in terms of a byte.

Index

A

A/C Voltage Divider Program, 119
Accounting systems, business, 67
Accounting, personal, 55
Activity ratios, 37, 38
Advantages of computers in education, 125
Adventure games, 156, 182
Advisor, game, 182
Air Conditioning Program, 111
Alarm systems, 199
Amateur radio, 150
Anagram Creator Program, 178
Analog to digital converter, 205
Analysis, statistical, 87
Annuities, 54
Answering machine, 12
Answering service, 60
Antenna design, 118
Aphorism Generator Program, 141
Applications, miscellaneous 232
Applications, futuristic, 208
Appraisal tabulator, 62
Aquarium maintenance, 155
Artistic patterns, 103
Arts, musical, 142
Arts, verbal, 141
Arts, visual, 135
Astrology, 155
Astronomy, 152

Astronomy Demo Program, 152
Aviation, 112

B

Banking at home, 59
Barometric conditions, 106
Biorhythms, 154
Black Sheep game, 158
Blood Alcohol Content Program, 20
Board display, 182
Board games, 157
Bonds, 31, 54
Bookkeeper, 182
Books, personalized, 61
Bowling league bookkeeping, 61
Brainstorming, 228
Breakeven analysis, 66
Bridge-it game, 159
Business accounting system, 67

C

Calculation of the Number of Days
Between Two Date Program, 73
Calculations, business, 67
Calculator, 79
Calculus, computer, 98
Capital equipment investment, 71
Capital Investment Management Program, 71
Car maintenance, 21

Car, trading in, 14
Card Shuffling Routine, 194
Carpenters' helper, 21
Cash flows, 64
Categorizer Program, 10
Categorizer Subroutine, 9
Categorizing Information, 9
Change distribution, 34
Chemical engineering, 123
Chemistry, 113
Chess, 188
Chess-related programs, 192
Civil engineering, 123
Climate control, 199
Clock, 20
Collection service, 61
Collections, 151
Company growth rates, 39
Composition, music, 143
Compuserve subject index, 211
Computer assisted instruction, 127
Computer-intelligence games, 181
Contests, 231
Contract preparation, 71
Control systems, use of, 202
Control, house, 199
Countdown game, 166
Coupon file, 19
Critical path analysis, 13
Cross Capture game, 160

Crossword poetry, 138
Curve fit, 64
Customer file management, 69

D

Daily Interest Savings Program, 56
Data bases, 23
Database management system uses, 29
Database Program, 24
Database searching, 36
Databases, 217
Dating service, 61
Day of the Week Program, 18
Days between two dates, 72
Dealers, dedicated hardware, 202
Dealers, household control devices, 201
Dealers, robots, 207
Decision maker, 13
Decision making in business, 65
Depreciation calculations, 53
Depreciation Method Comparison Program, 53
Device controller, external, 203
Dialer, 13
Distributions, statistical, 86
Diving, scuba, 155
Drawing programs, 182
Drawing, perspective, 139
Drinks, 11, 20

E

Editing, 60
Educational applications, 125
Educational programs, 61
Electric Cost Analysis Program, 111
Electrical engineering, 114
Electronic Memorandum Program, 2
Employment agency, 61
Energy consumption, 15
Energy efficiency computation, 107
Engineering applications, 114
Equation of a line, 97
Equations, simultaneous, 94
Exercises, 15
Experimental applications, 114
External device controller, 203

F

Fields of data, 23
Films, animated, 150
Filter design, 115
Filters, formulae for, 115
Finance, 31
Financial databases, 45
Financial formulae, 46
Financial ratio analysis, 36
Financing requirements, 66
Finder's fees, 60
Fishing, 154
Food shopping aid, 19

Formulae for filters, 115
Formulae, financial, 46
Formulae, loan, 53
Fundamental analysis, 32
Future value of an investment, 44

G

Gambling, 61, 153
Games, 156
Games, mathematical, 101
Gardening, 153
Gas Guzzler Program, 14
Geneological storehouse, 155
General CAI Program, 128
Greeting card list, 13
Greting card producer, 231
Growth Rate Calculator Program, 40

H

Handicapped, aid for, 227
Handwriting analysis, 231
Health, personal, 15
Hexpawn game, 166
History, 225
Hobbies, 149
Home banking, 59
Home location, 13
Home planning, 19
Home swapping, 60
Hot game, 159
House Heating Program, 110
Household control devices, 201
Humanities and computers, 225

I

Income tax, 58
Index to library, 5
Indexing, 60
Inflation rate, 44
Information utilities, 217
Integral evaluation, 95
Interest calculations, 47
Internal Rate of Return Program, 64
Inventors Idea Stimulator Program, 229
Inventory control, 66
Inventory management, 71
Inventory of possessions, 17
Investment analysis, 44
Investment applications, 39
Investment decisions, 31
Investments, 31
Invitation list, 13
Itinerary assistant, 11

J

Jam game, 158

K

Kaleidoscope programs, 182
Keywords, 2
Kitchen inventory, 17

L

Language, 229
Letters, business, 72
Leverage ratios, 37, 38
Library index, 5
Life Expectancy Calculation Program, 22
Life game, 102
Line Equation Calculator Program, 97
Liquidity ratios, 37, 38
Literature, 226
Literature, index to, 18
Loan Amortization Program, 50
Loan formulae, 53
Loans, 49
Logic circuit analysis, 120
Logic Circuit Analysis Program, 121
Logic games, 158
Low-Pass Filter Design Program, 115
Lunar Landing Simulation Program, 129

M

Machine design, 123
Magic, 180
Mailing list, 69
Mailing lists, 60
Manufacturers, microcomputer, 236
Marine navigation, 112
Marked Square Game, 167
Mathematical functions in the arts, 135
Mathematical functions, plotting, 95
Mathematics, 92
Matrix routines, 221
Mechanics' helper, 21
Medical calculations, 113
Message system, 199
Microcomputer manufacturers, 236
Mill game, 167
Minimum investment, 48
Model building, 155
Modems, 13, 210
Money-making applications, 59
Mortgage Schedule Program, 49
Mortgages, 48
Moving Average Calculator Program, 33
Multiplication Drill Program, 132
Multipurpose programs, 220
Music, 202
Music education, 142
Music Program, 145

N

Navigation, 112
Network Design Program, 116
Networking, 210
Networks, local, 214
Networks, major, 211
Neutron game, 165
Nim Program, 162
Nim variations, 164

Nutrition, 15

O

Order processing, 69

P

Pascal's art, 103

Patterns, textile, 139

Payroll, 71

People matching, 230

Personal accounts receivable/payable, 55

Personal reference source, 1

Personality Test Program, 196

PERT, 13

Photography, 149

Physics, 114

Pi Calculation Program, 101

Planning, house, 19

Plotter Program, 96

Points, 52

Polynomial Evaluation Program, 92

Portfolio beta, 44

Portfolio management, 32

Predicting results of sporting events, 99

Price indexes, 34

Price/volume trace, 34

Private information, 20

Probabilities, 102

Professional practice management, 71

Professions, 75

Profitability ratios, 37, 39

Programming challenges, 99

Psychic programs, 155

Pulse Rate Program, 16

Q

Quizzes, 177

R

Radio, amateur, 150

Raffle tickets, 21

Railroading, model, 155

Random Access Sample Routine, 6

Random art patterns, 136

Rate of change, 34

Rating calculations, 17

Ratio analysis, 36

Ratio relationships, 34

Ratios, 37

Real estate, 61

Real Estate Evaluation Program, 62

Recipe Calculator Program, 11

Recipe index, 11

Record keeping, 227

Recreational vehicles, 155

Recreations, computer, 188

Recreations, mathematical, 99

Reference information, 1

Reference table, 74

Reference Table Program, 74

Rental locator, 60

Resumes, 60

Retirement planning, 59

RL Equivalent Impedance Program, 119

Robots, personal, 207

Robotwar II Program, 185

RPN calculator, 79

RPN Calculator program, 81

S

Sales, 69

Scheduling, 228

Schematics for filters, 115

Securities, 31

Services, 60

Short-term insolvency, 43

Shorthand translator, 17

Simple Song Transformation Program, 148

Simulation games, 182

Simulations, educational 128

Simulations, large scale, 131

Simultaneous Equation Solver Program, 94

Software source books, 235

Software, choosing for educational use, 126

Sorting routines, 223

Source index, 213

Source subject index, 213

Sourcebooks, software, 235

Specialized Word-Processor Program, 8

Speed Reading Program, 134

Sports, 153

Sports predictions, 61

Spreadsheets, electronic, 65

Star Fight Program, 168

Statistical Analysis Program, 87

Statistics, 85

Stock alpha and beta, 43

Stock market, 59

Stock Option Analysis Program, 41

Stocks, 31

Story writer, 179

Strategy games, 157

String utility routines, 221

Subject index, the Source, 213

Subject interest, Compuserve, 211

Sundial design, 107

Sundial Design Program, 108

Sunrise and sunset, 154

Supermarket comparison, 61

Surveying calculations, 113

Synthesizers, computer controlled, 148

Systems, small business, 61

T

Tailor's calculations, 228

Tax planning, 58

Teaching program, 131

Technical analysis, 32

Telephone Call Timer Program, 12

Telephone code, 228

Telephone numbers, local networks, 214

Temperature Humidity Index Program, 107

Terminal programs 211

Textile Generator Program, 139

Three Dimensional Plotter Program, 135

Tic-tac-toe games, 160

Tides, 154

Time calculations, 73

Time Difference Program, 73

Time management system, 13

Timer, 20

Translations, 229

Trend line analysis, 35

Tricolor game, 158

True Annual Interest Rate Program, 47

Tuknavuhpi game, 161

Tutor, computer, 127

Typesetting, 60

Typing speed, 227

U

Universal Decision Making Program, 14

Use of computers in the professions, 75

Utility programs, 221

V

Vector Addition Program, 92

Venus, 152

Video games, 156, 184

Vocal interface, 199

Voice control, 201, 202

W

Warrants, 54

Weather forecasting, 105

Weight, 15

William Tell Program, 195

Wind Chill Calculator Program, 107

Word games, 178

Word processing 6, 61

World Series Predictor Program, 100

Writing, 226

Y

Yagi Antenna Design Program, 118

Young children, programs for, 182

1001 Things to Do with Your Apple

If you are intrigued with the possibilities of the programs included in *1001 Things to Do with Your Apple* (TAB Book No. 1816), you should definitely consider having the ready-to-run disk containing the software applications. This software is guaranteed free of manufacturer's defects. (If you have any problems, return the disk within 30 days, and we'll send you a new one.) Not only will you save the time and effort of typing the programs, the disk eliminates the possibility of errors that can prevent the programs from functioning. Interested?

Available on disk at \$19.95 for each disk plus \$1.00 each shipping and handling.

I'm interested. Send me:

_____ disk for Apple II, II+, IIe, 48K (6232S)

_____ TAB BOOKS catalog

_____ Check/Money Order enclosed for \$
plus \$1.00 shipping and handling for each disk ordered.

_____ VISA _____ MasterCard

Account No. _____ Expires _____

Name _____

Address _____

City _____ State _____ Zip _____

Signature _____

Mail To: **TAB BOOKS INC.**
P.O. Box 40
Blue Ridge Summit, PA 17214

(PA. add 6% sales tax. Orders outside U.S. must be prepaid with international money orders in U.S. dollars.)

TAB 1816

1001 Things to Do with Your Apple®

by Mark R. Sawusch and Tan A. Summers

TAB's all-time bestselling computer idea book . . . now in a brand new, revised edition for the Apple II, II+, IIe or IIc!

"An amazing collection of practical ideas and programs . . . the book is really overwhelming . . . enough ideas to keep you and your computer busy for 01100100 binary years!"

80 Microcomputing

" . . . a marvelous guide to personal computer use . . . an indispensable reference that will open up new horizons for you and your computer."

Mother Earth News

" . . . a good source of material for programmers who write games, or who like variety, or who run out of ideas."

Creative Computing

Here's a gold mine of exciting ideas . . . *more than 1000 ways you can use your Apple* for applications ranging from household recordkeeping and budgeting to investment analysis and business management—from game playing and hobby use to scientific, educational, and technical applications.

Best of all, this is a book that not only includes a treasure trove of ideas for getting more from your computer . . . it provides you with actual programs, printouts, flowcharts, diagrams, and step-by-step instructions for using your micro in practical and just-for-fun ways.

You can use your micro to forecast the weather . . . to help your youngsters make better grades in school . . . to calculate camera settings . . . to control household appliances or security systems . . . to manage your investments . . . to add excitement to your model railroading hobby . . . to translate shorthand notes . . . to handle practically every kind of business recordkeeping chore . . . to solve electronics problems . . . and, of course, to play games! In fact, you'll find more ideas and programs for using your microcomputer than you'd ever have thought possible . . . even ways to *make money* with your computer!

Mark R. Sawusch is an experienced microcomputer programmer, writer, and a pioneer in the personal computing field. Tan A. Summers is a freelance writer and computer programmer.

TAB TAB BOOKS Inc.

Blue Ridge Summit, Pa. 17214

Send for FREE TAB Catalog describing over 750 current titles in print.

FPT >> 9.95

ISBN 0-8306-1816-3

PRICES HIGHER IN CANADA

965-0984