

There is great success in our future. It is out there... it is WAITING for you to come get it. SO - Its time to ACT. To MOVE. To SUCCEED. To PLAY.

Our enthusiasm is high. Our expectations are even HIGHER. But we cannot wish... We must DO.

Let us all be accountable for bringing our 'A-GAME' everyday and let us all be COMMITTED to maintaining a CULTURE of EXCELLENCE that is defined by high standards an tough, honest love.

NO ONE in this group will act AVERAGE. More importantly, no on in this group will ACCEPT average effort.

We must be 'Women of Action'.

In order to avoid 'paralysis by analysis' we must go forward.

When in doubt, ACT.

Act with confidence and faith, because CONFIDENCE is KNOWING the next thing that happens will be POSITIVE.

The past cannot be changed, the future is yet in your power." - Hugh White

Let us DEFINE our present and DICTATE our future.

If you start to feel overwhelmed or 'frozen'... PRESS PLAY!

Be aggressive. Push yourselves and push your teammates. When things get tough (and they will), keep it SIMPLE... stay calm. Just DO THE NEXT RIGHT THING.

The future is unknown, but it is also UNWRITTEN.

It is time to PICK UP YOUR PEN and write your own story. Fill in the blanks. FINISH the chapter.

You will DECIDE something, and it will be done for you. Light will shine on your path" - Job 22:28

The Key is YOU MUST DECIDE. YOU MUST ACT FIRST.

All the while, remember how fun it is to PLAY!

It is a happy talent to know how to play." - Ralph Waldo Emerson

Be creative. Take Risks. Be daring with the challenges you give yourselves and the goals you set as a team.

PLAY is not just something you DO - it is an APPROACH to action. It is a MODE of which you choose to operate.

Playing it safe is probably the most UNSAFE thing in the world. You cannot stand still. You must go FORWARD." - Unknown

With confident and expectant MINDS, faithful and playful HEARTS and sculpted and well conditioned BODIES...

Let us PLAY IT FORWARD.

Game On



LaToya Cunningham



GENERAL INFORMATION **4**



COACHING STAFF **17**



MEET THE 'CANES **25**



THE U **55**

2008-09 Miami Women's Basketball

2008-09 Miami

Quick Facts/Credits	4	Miami: Where the Heat is On.....	62-63
Atlantic Coast Conference.....	5	University President.....	64
BankUnited Center.....	6-7	Director of Athletics.....	65
BankUnited/Ticket.....	8-9	Athletic Administration.....	66
Media Information.....	10-12	Head Coaches.....	66-67
2008-09 Roster & Pronunciation Key.....	13	Support Staff.....	67
Preseason Q&A with Katie Meier.....	14-15	Compliance.....	68-69
TV/Radio Spotting Chart.....	16	Athletic Academic Services.....	70-71
COACHING STAFF	17	Athletic Training/Medical.....	72-73
Head Coach Katie Meier.....	18-20	Strength & Conditioning.....	74-75
Assistant Coach Darrick Gibbs.....	21	2008-09 OPPONENTS	77
Assistant Coach Lonnette Hall.....	22	Opponent Information.....	78-87
Assistant Coach Carolyn Kieger.....	23	Opponent Sports Information Contacts.....	87
Women's Basketball Support Staff.....	24	All-Time Series Results.....	88-91
HURRICANES	25	2007-08 IN REVIEW	93
Returning Players		Final Results.....	94
LaToya Cunningham, Senior.....	26-27	Final Statistics.....	95
LaToya Drake, Senior.....	28-29	Statistical Leaders.....	96
Lamese James, Senior.....	30-31	ACC in Review.....	97
Diane Barnes, Junior.....	32-33	ACC Statistical Leaders.....	98
Charmaine Clark, Junior.....	34-35	Game-by-Game Review.....	99-108
Briyana Blair, Sophomore.....	36-37	HISTORY	109
Damisha Moore, Sophomore.....	38-39	Program History.....	110-112
Vitalija Vasciunaite, Sophomore.....	40-41	Retired Numbers.....	113
Epihany Woodson, Sophomore.....	42-43	All-Time Letterwinners.....	114-115
Newcomers		Hurricanes in the Pros.....	116
Ashley Sours, Junior.....	44	Postseason Results.....	117
Sylvia Bullock, Freshman.....	44	NCAA Tournament Teams.....	118
Rikich Gatlin, Freshman.....	45	WNIT Teams.....	119
Shenise Johnson, Freshman.....	45	Honor Roll.....	120-122
Riquna Williams, Freshman.....	46	RECORD BOOK	123
U Family.....	46-50	Team Records.....	124-125
THE U	51	Individual Records.....	126
University of Miami.....	52-53	Statistical Leaders.....	127-130
Athletics Success.....	54-55	1,000 Point Club.....	131-132
U Facilities.....	56-57	All-Time Results.....	133-139
U Tradition: Hurricanes 101.....	58-59	Welcome to Miami.....	140
U Basketball: Only the Best.....	60		
UM Sports Hall of Fame.....	61		



08-09 OPPONENTS

77



07-08 REVIEW

93




HISTORY

109



RECORD BOOK

123



Lamese James



LaToya Drake

CREDITS

The 2008-09 University of Miami women's basketball media guide is an official publication of the University of Miami Sports Media Office. Copy by Scott Zavitz. Design and layout by Etta Schaller. Editing by the Rob Dunning, Meghan McKinsy, Kashae Foster and the women's basketball staff. Photography by J.C. Ridley, Raul Duany, Jessica Marshall, Joel Auerbach, Larry Levanti, William Lai, Steve Smith, Etta Schaller, Rachel Sander, Carolyn Kieger, Jeff Anderson, Al Messerschmidt, Rhona Wise, Steve Murphy, Lloyd Murphy, Rudy Winston, Mike Jula, Dave Bergman, Raul Zarranz, Bob Stowell, Jerry Wachter, Hector Sierra, Scott B. Smith, Kara Depena, Jorge R. Perez/City of Miami, University of Miami Community Relations, Miami-Dade County Department of Tourism, opponent Sports Information Offices, the WNBA and Atlantic Coast Conference. Printing by Premier Printing.

THE UNIVERSITY

Location	Coral Gables, Fla.
Founded	1925
Enrollment	15,449
Nickname	Hurricanes
Colors	Orange, Green and White
Mascot	Sebastian the Ibis
Affiliation	NCAA Division I
Conference	Atlantic Coast Conference
Home Arena (Capacity)	BankUnited Center (7,000)
Press Row	(305) 284-2111
President	Dr. Donna E. Shalala
Director of Athletics	Kirby Hocutt
Senior Women's Administrator	Connie Nickel

PROGRAM HISTORY

First Year of Basketball	1972
All-Time Record (pct.)	530-412 (.563)
Home	293-147 (.666)
Away	146-204 (.417)
Neutral	62-75 (.453)
ACC	20-50 (.286)
NCAA Appearances	6
Years	1989, '92, '93, '98, 2003, '04
Latest Round (Year)	Sweet 16 (1992)
WNIT Appearances	4
Years	1990, '99, 2002, '06
Latest Round (Year)	Second (2006)

TEAM INFORMATION

2007-08 Overall Record	9-21
Home/Away/Neutral	6-13/2-6/1-2
ACC Record/Finish	2-12/12
Starters Returning/Lost	2/3
Letterwinners Returning/Lost	9/4
Newcomers	5

COACHING AND SUPPORT STAFF

Head Coach	Katie Meier
Alma Mater (Year)	Duke (1990)
Overall Record (Years)	113-98 (7)
Record at UM (Years)	37-53 (3)
Assistant Coach	Darrick Gibbs
Alma Mater (Year)	Wofford (2000)
Assistant Coach	Lonnette Hall
Alma Mater (Year)	Cal State-Northridge (1994)
Assistant Coach	Carolyn Kieger
Alma Mater (Year)	Marquette (2006)
Director of Women's Basketball Operations	Rachel Sander
Coordinator of Women's Basketball Operations	Pam Brown
Athletic Trainer	Angie Lawrence
Strength & Conditioning Coach	Andrew Klich
Video Coordinator	Chris Bailey

SPORTS MEDIA RELATIONS

Assistant AD for Communications	Mark Pray
Assistant SID/W Basketball	Scott Zavitz
Phone	(305) 284-3236
Fax	(305) 284-2807
E-mail	szavitz@miami.edu
Athletic Website	www.hurricanesports.com
Address	Hecht Athletic Center 5821 San Amaro Drive Coral Gables, FL 33146

Atlantic Coast Conference

Consistency. It is the mark of true excellence in any endeavor. However, in today's intercollegiate athletics, competition has become so balanced and so competitive that it is virtually impossible to maintain a high level of consistency.

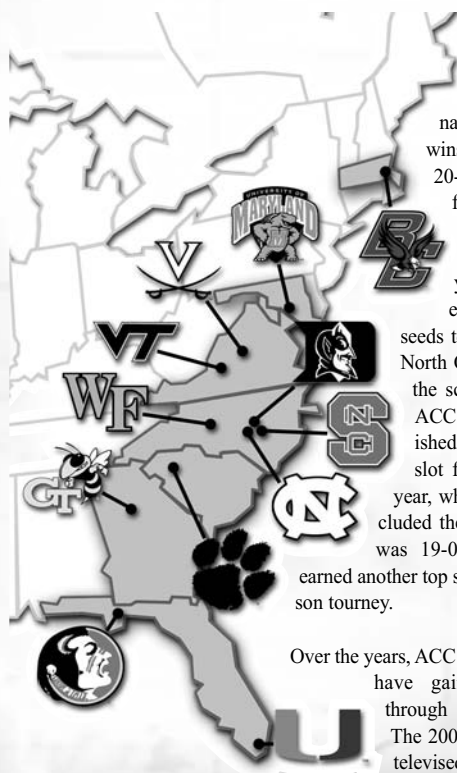
Yet the Atlantic Coast Conference has defied the odds. Now in its 56th year of competition, the ACC has long enjoyed the reputation as one of the strongest and most competitive intercollegiate conferences in the nation. And that is not mere conjecture, the numbers support it.

Since the league's inception in 1953, ACC schools have captured 109 national championships, including 57 in women's competition and 52 in men's. In addition, NCAA individual titles have gone to ACC student-athletes 145 times in men's competition and 92 times in women's action.

Since 1977, when the league adopted women's basketball and a tradition of excellence was established, the ACC has continued to soar to new heights. The 2005-06 season marked the first time in NCAA history that a conference sent three teams to the same Final Four. The title game pitted an automatic ACC winner as second-seeded Maryland faced No. 1 seed Duke. The Terrapins claimed their first national title in school history and the league's second with a thrilling 78-75 overtime game at the TD Banknorth Garden in Boston, Mass., on April 4, 2006.

Following the 2006-07 season, Duke became the first ACC team and only the 14th in NCAA history to finish a regular season undefeated (29-0), while the 34 wins for North Carolina marked the most in program history.

The 2007-08 season was no different in the continuation towards excellence as eight ACC teams earned postseason bids, including six NCAA Tournament berths. It also marked the sixth consecutive year the league has sent at least six to the Big Dance. Joining North Carolina and Maryland as representatives of the ACC in the NCAA Tournament were Duke, Florida State, Georgia Tech, and Virginia. Boston College and NC State represented the league in the Women's NIT, marking the first-ever



appearance for the Eagles and the Wolfpack's first since 1976. NC State advanced to the semifinals, giving the squad 21 wins for the season, their third 20-plus win tally in the past four years.

For the third consecutive year, a pair of ACC teams earned two of the No. 1 seeds to the NCAA Tournament. North Carolina, which picked up the school's fourth consecutive ACC Tournament crown, finished 30-2 and earned a No. 1 slot for the fourth consecutive year, while Maryland, which concluded the season 30-3 overall and was 19-0 in College Park, Md., earned another top seed in the NCAA postseason tourney.

Over the years, ACC women's basketball teams have gained global recognition through their television exposure. The 2007-08 schedule featured 57 televised games and included 96

television appearances. In addition, the ACC broadcasted nine games on ESPN2 and seven on Fox Sports Net and affiliates. Twenty-seven match-ups were featured on the league's regional sports network, which includes Comcast SportsNet, Fox Sports Net South, SunSports and New England's Sports Network (NESN). To conclude the 2007-08 season, the ACC finished 64-54 (.542) in front of a national televised audience, including a 23-12 mark against non-conference foes.

The league's women's basketball programs continue to rank among the best in the country in terms of the NCAA Tournament, having made 144 appearances and won 194 games in the last 31 years, including 32 wins by a number one seed. In addition to sending three teams to the same Final Four for the first time in history, the league has boasted such national accomplishments as sending at least one team to the "Sweet 16" for 20 consecutive years and at least one to the Final Four in 11 of the last 20 years. The conference has also made 14 trips to the Final Four in the last 27 years with three teams finishing second and North Carolina and Maryland capturing National Championships in 1994 and 2006, respectively.

Since 1989, the ACC has placed 14 players on the All-Final Four team, while Maryland's Laura Harper joined the ranks of Virginia's Dawn Staley and North Carolina's Charlotte Smith, who was dubbed the NCAA Tournament Most Outstanding Player in 2006. In all, 65 ACC players have been named to the NCAA Tournament All-Region teams with 10 Most Outstanding Player recognitions.

Eight players have garnered National Player of the Year accolades while competing under the ACC banner. Staley was a back-to-back selection in 1991 and 1992, while Smith received the ESPY award in 1995. Duke's Alana Beard was recognized with National Player of the Year honors in both 2003 and 2004, and UNC's Ivory Latta earned ESPN.com National Player of the Year in 2006. In 2007, Duke guard Lindsey Harding was named the Naismith Trophy Women's College Player of the Year presented by AT&T.


Five league coaches have combined to earn 13 national Coach of the Year honors. Duke's Gail Goestenkors, North Carolina's Sylvia Hatchell, Virginia's Debbie Ryan, Maryland's Chris Weller and NC State's Kay Yow have all garnered national recognition.

Seven ACC representatives, including coaches and student-athletes, have participated in the Olympics. NC State's Yow, assisted by Hatchell of UNC, headed up the 1988 gold medal-winning Olympic team. Maryland's Vicky Bullett was a member of both the 1988 and 1992 Olympic teams. Staley, a three-time Olympian, struck gold in Athens as a member of the 2004 title squad. Duke's Goestenkors served as an assistant coach on the gold medal-winning team in Athens.

Since the inaugural season of the Women's National Basketball Association (WNBA) in 1997, the ACC has been a recognizable presence in the league. Sixty-nine former ACC stars have played on the hardwood in the WNBA, while five former players have worked the sidelines as coaches. Four ACC players were selected in the first round of the 2008 WNBA Draft as the foursome was selected in the first 14 picks of the round. In all, eight league players were selected in the 2008 WNBA Draft, while the league tabbed a league-record of nine selectees in 2006 and 2007.

In addition, ACC women's basketball players have earned first-team Academic All-America honors 10 times, including Virginia's Val Ackerman in 1981, the former President of the WNBA. In 1997, NC State's Jennifer Howard was tabbed GTE CoSIDA Academic Player of the Year after posting a flawless 4.0 grade point average throughout her career. Thirteen players have earned ACC postgraduate scholarships, while three others were named NCAA Postgraduate Scholars.

2008



BankUnited
C E N T E R



BANKUNITED CENTER FACTS

LOCATION Walsh Avenue and Dauer Drive across from University Metro Rail
COST \$48 million
SQUARE FOOTAGE 200,000 square feet
SEATING CAPACITY 7,000 permanent seats with 26 executive suites
EXECUTIVE SUITES Each suite includes 12 seats, four bar stools, lounge area, television, phone, pantry with sink and refrigerator.
AMENITIES Administrative offices for men's and women's basketball, carpeted locker rooms, weight room, player lounge areas, banquet facilities, private suites and convention space.

BANKUNITED CENTER FIRSTS


FIRST GAME Jan. 15, 2003
 Boston College 79, Miami 61
FIELD GOAL ATTEMPT
 19:58 (Brianna Stepherson, BC)
 19:39 (Shaquana Wilkins, UM)
FIELD GOAL 18:37 (Kim Mackie, BC)
 14:46 (Chanivia Broussard, UM)
3-POINT FIELD GOAL
 13:54 (Jessalyn Deveny, BC)
 13:42, Second Half (Meghan Saake, UM)
FREE THROW
 16:08 (Brianna Stepherson, BC)
 1:04 (Tamara James, UM)
REBOUND 19:55 (Team Offensive, BC)
 19:47 (Defensive, Tamara James, UM)
ASSIST 18:37 (Amber Jacobs, BC)
 14:46 (Melissa Knight, UM)
STEAL 18:14 (Jessalyn Deveny, BC)
 17:33 (Yalonda McCormick, UM)
BLOCK 19:58 (Meghan Saake, UM)

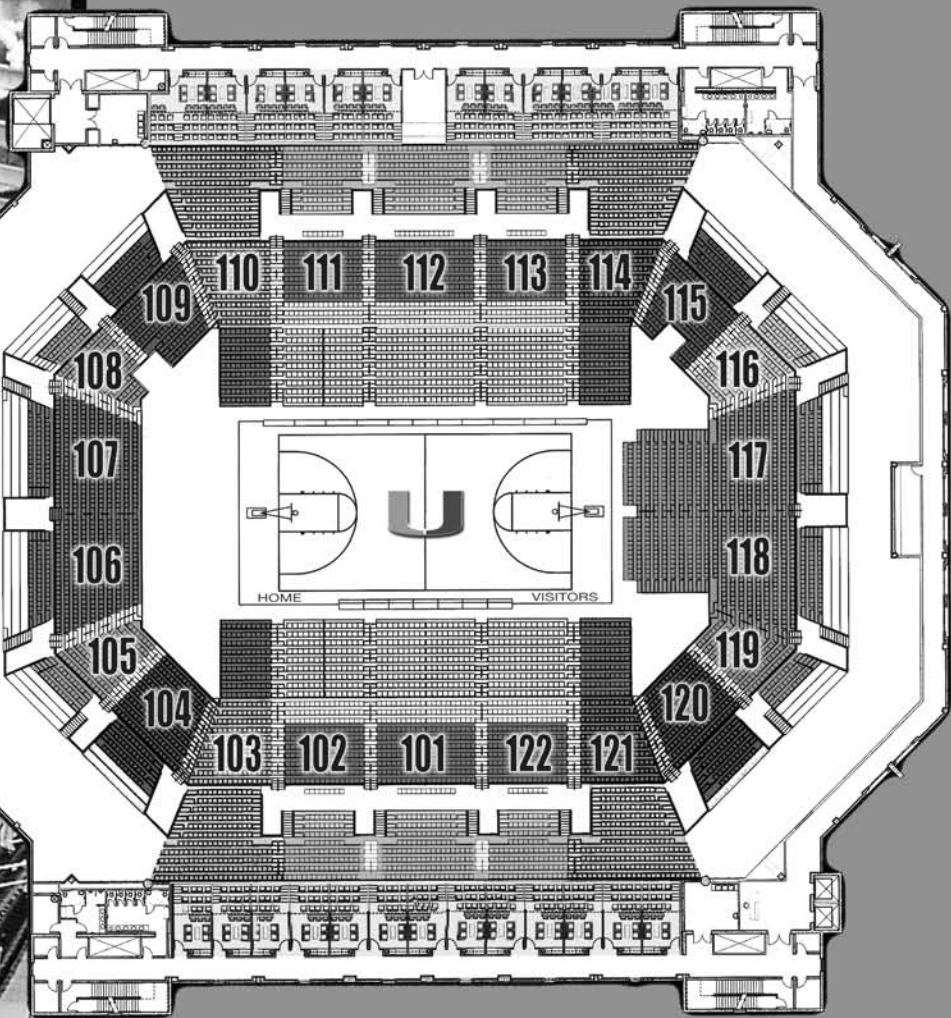

BANKUNITED CENTER TOP 10 ATTENDED GAMES FOR WOMEN'S BASKETBALL

1. Connecticut (2/19/03)	4,973
2. Florida Atlantic (11/9/07)	2,897
3. Wisconsin-Milwaukee (11/13/06)	2,565
4. Notre Dame (1/28/04)	2,365
5. Coppin State (1/2/05)	2,174
6. Georgia Tech (2/26/06)	1,948
7. North Carolina (1/9/06)	1,836
8. Boston College* (1/15/03)	1,724
9. Duke (2/19/06)	1,648
10. Rutgers (1/31/04)	1,547

*First game played at the BankUnited Center

UMiami





University of Miami

BANKUNITED CENTER EVENTS

Since the BankUnited Center opened its doors in January 2003, it has played host to many of the top names in music and entertainment, as well as some of the biggest cultural events in South Florida.

The exclusive home to University of Miami basketball, the BankUnited Center houses administrative offices, locker rooms, a weight room and an athletic training room for the use of the men's and women's basketball teams.

The University of Miami offers several season ticket plans for women's basketball fans, in addition to individual game tickets. For more information, please visit us online at hurricanesports.com or contact us by phone at 1-800-GO-CANES.

ATHLETIC TICKET OFFICE 1-800-GO-CANES

Miami Sports Media Relations

MAILING ADDRESS

University of Miami
5821 San Amaro Drive
Coral Gables, FL 33146

PHONE: (305) 284-3244
FAX: (305) 284-2807

MIAMI BASKETBALL ONLINE

Official Miami Website
Atlantic Coast Conference
NCAA Statistics

www.hurricanesports.com
www.theacc.com
www.NCAAsports.com



MARK PRAY

Assistant Athletic Director for Communications
mpray@miami.edu | (305) 284-3231

Mark Pray is in his eighth year as Assistant Athletic Director for Communications at the University of Miami. Pray oversees the athletic department's sports media relations efforts, as well as serving as the primary liaison with the department's broadcasting partners.

Pray came to Miami in 2001, after serving four years as the Director of Media Relations for the WNBA and most recently as Director of Communications Projects for the NBA. In 1988, Pray was named the first Director of Media Relations for the Miami Heat—a position he held until being promoted to Vice President for Communications in 1995. In his capacity as V.P. for Communications, Pray oversaw the Heat's media & community relations and broadcasting departments.

Pray earned an undergraduate degree in journalism from Kansas State and a master's degree in sports administration from Ohio University.



SCOTT ZAVITZ

Assistant Sports Information Director
szavitz@miami.edu | (305) 284-3236

Women's Basketball | Soccer | Track & Field | Cross Country

Scott Zavitz is in his second year as an Assistant Sports Information Director for the University of Miami and coordinates all media relations activities for the women's basketball, women's soccer and men's and women's track and field programs.

Prior to joining UM's staff, he held the same position at UC Riverside in 2007 and at the University of Tampa from 2005-07.

While at Tampa, he was responsible for coordinating all media relations activities for the back-to-back National Champion baseball team as well as the National Champion women's volleyball team.

He is a 2006 graduate of the University of Tampa with a degree in sport management and a dual minor in business administration and finance.

Zavitz is an active member of CoSIDA (College Sports Information Directors of America).



KERWIN LONZO

Associate Sports Information Director
klonzo@miami.edu | (305) 284-3248

Football | Women's Golf



ROB DUNNING

Assistant Sports Information Director
rdunning@miami.edu | (305) 284-3230

Football | Baseball



BRYAN HARVEY

Assistant Sports Information Director
bharvey@miami.edu | (305) 284-3249

Volleyball | Women's Tennis | Swimming & Diving | Rowing



MARGARET BELCH

Assistant Sports Information Director
mbelch@miami.edu | (305) 284-3241

Men's Basketball | Men's Tennis



ETTA SCHALLER

Publications Coordinator
eschaller@miami.edu | (305) 284-3238

Covering the 'Canes

UMiami

MEDIA POLICIES

University of Miami head women's basketball coach Katie Meier and players are available for interviews with accredited members of the media throughout the season. All interview requests should be made at least one day in advance and must be made through Miami's Sports Media Relations Office and Assistant Sports Information Director Scott Zavitz (szavitz@miami.edu/(305) 284-3236). No player interviews will be granted on gamedays until the conclusion of the event.

COVERING PRACTICE

Accredited media may attend select practices for the University of Miami women's basketball team. Members of the media must schedule this through Miami's Sports Media Relations Office and Assistant Sports Information Director Scott Zavitz (szavitz@miami.edu/(305) 284-3236).

PRESS RELEASES

The University of Miami Sports Media Office regularly sends out updated press releases regarding the UM women's basketball program via e-mail. Accredited members of the media may be added to the distribution list by contacting Assistant Sports Information Director Scott Zavitz (szavitz@miami.edu/(305) 284-3236).

GAMEDAY SERVICES

The University of Miami Sports Media Office will provide game notes, current statistics and game programs prior to the start of each women's basketball game in the media work room on the southwest side of the arena. First-half statistics and play-by-play analysis will be disseminated during halftime, and final statistics and complete play-by-play analysis will be distributed following the conclusion of the game.

POST-GAME PRESS CONFERENCE

Head coach Katie Meier and select players will be available for post-game interviews in the media work room following a brief "cooling off" period after the conclusion of each home game. Coaches and players from opposing teams will be available for post-game interviews as well. Please coordinate any post-game needs and interview requests with University of Miami Sports Media personnel. Miami's locker room is closed to all media.

CREDENTIALS

Credentials for all UM women's basketball games are approved for working media only. Requests should be made at least one week in advance and directed to Assistant Sports Information Director Scott Zavitz (szavitz@miami.edu/(305) 284-3236). The University of Miami Sports Media Relations Office reserves the right to refuse any credential request deemed not to be in the best interest of the University.

PARKING

Media parking for all home games is available free of charge in the Ponce de Leon Parking Garage located on the corner of Dickinson Drive and Ponce de Leon Boulevard.

MEDIA ACCOMMODATIONS

Media for all home games will be seated behind the basket in the southwest section of the BankUnited Center. Meals will be provided prior to tip-off. The media work room will be open prior to the start of each game, at halftime and following the conclusion of the game. Six complementary phone lines are available for media use in the work room, however they are provided on a first-come, first-served basis. To order your own reserved phone line, contact Valeria Henderson with Global Spectrum at (305) 284-8244.

RADIO INFORMATION

Seating for radio broadcasts is available alongside the court at the BankUnited Center. One complementary phone line will be provided for all visiting radio networks, generally on press row next to the visiting team's bench. All additional phone lines must be ordered in advance through Valeria Henderson with Global Spectrum at (305) 284-8244.



ACC MEDIA SERVICES

The Atlantic Coast Conference Media Relations Office offers an array of services to the media, member institutions and fans. For more information on these services, please contact the ACC at (336) 854-6062.

THEACC.COM

The ACC's official website can be accessed by visiting www.theacc.com, and includes updated information and links to each of the ACC schools' official athletic websites. The ACC's site will have an updated basketball release each afternoon following a gameday, while the ACC Player and Rookie of the Weeks will be posted on Monday afternoons.

COACHES TELECONFERENCE

This season, the 12 ACC basketball coaches will be featured in a teleconference. To participate, media should call (913) 312-6672 several minutes prior to the requested coach's time slot.

TUESDAY, MAR. 3, 2009

10-10:10 a.m.	Sylvia Crawley, Boston College
10-10:10:20 a.m.	Cristy McKinney, Clemson
10-20-10:30 a.m.	Joanne P. McCallie, Duke
10:30-10:40 a.m.	Sue Semrau, Florida State
10:40-10:50 a.m.	MaChelle Joseph, Georgia Tech
10:50-11 a.m.	Brenda Frese, Maryland
11-11:10 a.m.	Katie Meier, Miami
11:10-11:20 a.m.	Sylvia Hatchell, North Carolina
11:20-11:30 a.m.	Kay Yow, NC State
11:30-11:40 a.m.	Debbie Ryan, Virginia
11:40-11:50 a.m.	Beth Dunkenberger, Virginia Tech
11:50-Noon	Mike Peterson, Wake Forest

ACC SELECT

The ACC also offers webcasts of select games available online at www.ACCSelect.com. Produced by a division of Turner Sports, ACC Select is a broadband service that delivers live and on-demand webcasts of sporting events that can't be seen elsewhere. Games are offered via a single-event pass or fans can purchase a monthly all-event pass or annual all-event pass for extended viewing.

Media Outlets



TELEVISION COVERAGE

As a member of the Atlantic Coast Conference, the University of Miami is featured in one of the largest women's basketball television packages in the country in the ACC's Regional Sports Network (RSN), consisting of FOX Sports South (FSN), Fox Sports Net Florida, Comcast Sports Net (CSN) and New England Sports Network (NESN).

This season, the Hurricanes are scheduled to appear on RSN at least three times, with home contests versus Georgia Tech (Jan. 12) and Boston College (Feb. 16) and on the road against Florida State (Feb. 22) slated for broadcast.

THE KATIE MEIER SHOW

Beginning in January, head coach Katie Meier will be featured on "The Katie Meier Show", a weekly half-hour show airing on Fox Sports. The show will include highlights from the previous week, a preview of upcoming games and player and coach interviews and features.

RADIO COVERAGE

Every University of Miami women's basketball game is carried live on WVUM (90.5 FM), the University's student-run radio station. The games can be heard throughout Miami-Dade County and live on the web at www.wvum.org.

HURRICANE HOTLINE

Throughout the season, head coach Katie Meier will be featured on WQAM's (560 AM) "Hurricane Hotline", a one-hour call-in radio show hosted by Joe Zagacki focusing on University of Miami athletics.

Newspapers

Coral Gables Gazette
PO Box 143667
Coral Gables, FL 33114
(o) (305) 460-9010
(f) (305) 460-9020

El Nuevo Herald

One Herald Plaza
Miami, FL 33132
(o) (305) 376-3549
(f) (305) 376-2234

Miami Herald

One Herald Plaza
Miami, FL 33132
(o) (305) 376-2387
(f) (305) 376-2295

Palm Beach Post

2751 S. Dixie Hwy
West Palm Beach, FL 33405
(o) (561) 820-4440
(f) (561) 820-4481

South Florida Sun-Sentinel

200 East Las Olas Blvd.
Ft. Lauderdale, FL 33301
(o) (954) 356-4635
(f) (954) 346-4566

Television

WFOR Channel 4 (CBS)

8900 NW 18 Terrace
Miami, FL 33172
(o) (305) 639-4516
(f) (305) 639-4688

WPLG Channel 10 (ABC)

3900 Biscayne Blvd.
Miami, FL 33137
(o) (305) 325-2485
(f) (305) 325-2480

WSVN Channel 7 (FOX)

1401 79 St. Causeway
Miami, FL 33141
(o) (305) 795-2719
(f) (305) 795-2746

WTVJ Channel 6 (NBC)

15000 SW 27 St.
Miramar, FL 33027
(o) (954) 622-6350
(f) (954) 622-6107

WLTU Channel 23 (Univision)

9405 NW 41 St.
Miami, FL 33178
(o) (305) 471-4234
(f) (305) 471-4236

WSCV Channel 51 (Telemundo)

15000 SW 27 St.
Miramar, FL 33027
(p) (954) 622-7676
(f) (954) 622-6107

FOX Sports Net Florida

1550 Sawgrass Corporate Pkwy
Suite 350
Sunrise, FL 33323
(o) (954) 845-9994
(f) (954) 845-0620

Radio

WQAM (560 AM)

20295 NW 2nd Ave.
Miami, FL 33169
(o) (305) 653-6796
(f) (305) 650-0181

Wire Services

Associated Press

9100 NW 36 St., Suite 104
Miami, FL 33178
(o) (305) 594-5825
(f) (305) 594-9265

Reuters

777 Brickell Ave., Suite 700
Miami, FL 33131
(o) (305) 374-5013
(f) (305) 358-6317

UM-Related Media

CaneSport

2525 Embassy Drive South, Suite 7
Cooper City, FL 33026
www.canesport.com
(o) (954) 432-3211
(f) (954) 432-5504

CanesTime Magazine

Citadel Publishing
PO Box 284
Chagrin Falls, OH 44022
www.canestime.com
(o) (924) 321-1770

Accord Productions

2140 S. Dixie Highway, Suite 301
Miami, FL 33133
(o) (305) 856-1245
(f) (305) 856-9101

The Miami Hurricane

University Center
PO Box 248132
Coral Gables, FL 33124
(o) (305) 284-2016
(f) (305) 284-4404

UMTV

Cable Studio Bldg.
PO Box 248127
Coral Gables, FL 33124
(o) (305) 284-8688
(f) (305) 284-5226

WVUM

1306 Stanford Drive, UC 110
PO Box 248191
Coral Gables, FL 33124
(o) (305) 284-3131
(f) (3500) 284-3132

2008-09 Rosters

Williams

NUMERICAL

No	Name	Pos	Ht	YR	Hometown (Previous School)
0	Damisha Moore	G	5-8	SO	Cartersville, Ga. (Cartersville)
1	Riquna Williams	G	5-8	FR	Pahokee, Fla. (Pahokee)
4	Lamese James	G/F	6-0	SR	Hollywood, Fla. (South Broward)
5	LaToya Drake	F/C	6-2	SR	Baxley, Ga. (Appling County/Florida CC)
14	Charmaine Clark	G/F	5-10	JR	Hinesville, Ga. (Bradwell Institute)
21	Briyana Blair	G/F	5-10	SO	Orlando, Fla. (Boone)
22	Ashley Sours	C	6-5	JR	Glendale, Ariz. (Cactus/Central Arizona CC)
23	LaToya Cunningham	G	5-6	SR	Vallejo, Calif. (La Jolla Country Day)
30	Vitalija Vasciunaite	G	5-8	SO	Vilnius, Lithuania (Miller School (Va.))
32	Epiphany Woodson	G	5-8	SO	Charlotte, N.C. (Providence Day School)
33	Diane Barnes	F	6-2	JR	Lakeland, Fla. (Kathleen/Trinity Valley CC)
34	Sylvia Bullock	F	6-2	FR	Anchorage, Alaska (South Anchorage)
42	Shenise Johnson	G/F	5-11	FR	Henrietta, N.Y. (Rush-Henrietta)
45	Rikiah Gatlin	C	6-2	FR	Fort Campbell, Ky. (Christian County)

ALPHABETICAL

No	Name	Pos	Ht	YR	Hometown (Previous School)
33	Diane Barnes	F	6-2	JR	Lakeland, Fla. (Kathleen/Trinity Valley CC)
21	Briyana Blair	G/F	5-10	SO	Orlando, Fla. (Boone)
34	Sylvia Bullock	F	6-2	FR	Anchorage, Alaska (South Anchorage)
14	Charmaine Clark	G/F	5-10	JR	Hinesville, Ga. (Bradwell Institute)
23	LaToya Cunningham	G	5-6	SR	Vallejo, Calif. (La Jolla Country Day)
5	LaToya Drake	F/C	6-2	SR	Baxley, Ga. (Appling County/Florida CC)
45	Rikiah Gatlin	C	6-2	FR	Fort Campbell, Ky. (Christian County)
4	Lamese James	G/F	6-0	SR	Hollywood, Fla. (South Broward)
42	Shenise Johnson	G/F	5-11	FR	Henrietta, N.Y. (Rush-Henrietta)
0	Damisha Moore	G	5-8	SO	Cartersville, Ga. (Cartersville)
22	Ashley Sours	C	6-5	JR	Glendale, Ariz. (Cactus/Central Arizona CC)
30	Vitalija Vasciunaite	G	5-8	SO	Vilnius, Lithuania (Miller School (Va.))
1	Riquna Williams	G	5-8	FR	Pahokee, Fla. (Pahokee)
32	Epiphany Woodson	G	5-8	SO	Charlotte, N.C. (Providence Day School)

Head Coach: Katie Meier (Duke '90, 4th season)**Assistant Coaches:** Darrick Gibbs, Lonneta Hall, Carolyn Kieger**Athletic Trainer:** Angie Lawrence**Strength & Conditioning Coach:** Andrew Klich**Video Coordinator:** Chris Bailey**Director of Basketball Operations:** Rachel Sander**Coordinator of Basketball Operations:** Pam Brown**BREAK IT DOWN...****By Class****Seniors (3)**LaToya Cunningham
LaToya Drake
Lamese James**Juniors (3)**Diane Barnes
Charmaine Clark
Ashley Sours**Sophomores (4)**Briyana Blair
Damisha Moore
Vitalija Vasciunaite
Epiphany Woodson**Freshmen (4)**Sylvia Bullock
Rikiah Gatlin
Shenise Johnson
Riquna Williams**By Home****Alaska (1)**

Sylvia Bullock (South Anchorage)

Arizona (1)

Ashley Sours (Glendale)

California (1)

LaToya Cunningham (Vallejo)

Florida (4)Diane Barnes (Lakeland)
Briyana Blair (Orlando)
Lamese James (Hollywood)
Riquna Williams (Pahokee)**Georgia (3)**Charmaine Clark (Hinesville)
LaToya Drake (Baxley)
Damisha Moore (Cartersville)**Kentucky (1)**

Rikiah Gatlin (Fort Campbell)

Lithuania (1)

Vitalija Vasciunaite (Vilnius)

New York (1)

Shenise Johnson (Henrietta)

North Carolina (1)

Epiphany Woodson (Charlotte)

Pronunciation GuideBriyana Blair BREE-yon-a
Lonneta Hall LON-net
Lamese James la-MEECE
Katie Meier MEYER
Damisha Moore duh-ME-sha
Vitalija vi-TAL-ya
Vasciunaite vash-CHEW-nay-tah
Epiphany Woodson E-pif-a-nee
Rikiah Gatlin Ra-KEY-a
Riquna Williams Ra-KWAN-a

Preseason Q&A with Coach Meier

Q: What will the impact of a nationally-ranked recruiting class have on the team this year?

A: "We've had some real success recruiting in every class that we've had here. I think that you're seeing the fruits of that in some of the success of our current players. I think that recruiting is always the lifeline of a program and it's nice to be recognized. I think in the end, any coach will tell you that if they're satisfied and pleased and excited about the kids they've signed, whether they're ranked or not, knows that this is a good class, then that means the most. I think that you'll see that, up and down in the classes of the kids that are currently playing for us, plus the kids that we've brought in"

Q: After a difficult season on paper in 2007-08, what positives will carry over from that team?

A: "It was kind of one of those seasons of 'almosts'. I think we lost by an average of 3.6 points per game. The difference between what we scored and what our opponent scored—I've never seen anything like that. Going from the year before, where that margin was large, we were trying to be competitive. I don't think anyone in the ACC will tell you that Miami was not competitive last year. We were very competitive. But it takes special plays, or special players, or special moments to win and that's where I think our kids recognize that it's right there, and it's right within our reach. It's just a matter of conversion or a few defensive stops here and there. It was a difficult season in the record, but I think coming into this year, this process is a series of steps and I think we did take a very large step last year."

Q: Do you expect last year's strong defense to carry over to this season?

A: "Defense and rebounding, those were the two huge steps we made last year without question. To really be a force, to be the team that was hard to score against, we'll retain those qualities. Now this program has established itself with a style of play that we're going to play. Maybe we don't have as much girth, in terms of size, but we've got length, and quickness, and real leaping ability, and those things excite me about this team as well."

Q: If you ask any freshman or newcomer over the past couple years, they will tell you they chose Miami because it feels like a family. How do you foster that type of environment with your program?

A: "It certainly starts with President Shalala, who touches every person on this campus. She has a direct personal involvement with everybody. All the freshman go to her house on the first day of school, and she shakes hands with every single new comer, and meets them, and greets every one of their parents. It's just an amazing thing and it does trickle down, so it starts there. But if you talk specifically about the athletic department, the "U" can be such an intimidating thought. When you're not here you think it's this huge university that's just won all these national championships and a big time athletic department. We do have all that, but the secret to the "U" is that it is a family, and it's a small family, and it's a tight-knit family. We hold each other accountable and I think there's a real authenticity to this place and the athletic department, and I certainly try to carry that over to my team. You know you can't be a family unless you dare to be honest and you dare to be truthful and you really do go straight at people. In recruiting I think we're very honest and we will tell you, 'If you want to be in a class of 300 students and put an iPod on and whether or not you attend does not matter, then please do not come to Miami because that's not Miami.' I think when you can be that raw and that honest, then you do have a certain love and trust there that makes you a family."

Q: "Play it forward" has been adopted as the team motto this season, what does that mean to you and your program?

A: "Well I think the key word is play. I think that our style of play is very attractive and that does help us in recruiting and it helps our players' confidence levels, it helps practice intensity. We are a very forward thinking team, when we play we have the mantra of the next play. We do play aggressively therefore there will be mistakes, but we need to forgive them and move on, and I think that's a big part of it. There have been some tough times in this program that are still fresh, they're not far, far removed and we are taking what we can from them, but we're definitely putting them beneath us. It's not above us, it's not some ceiling we can't break through. It's definitely something that we have used as a foundation and we've taken it out of our past and put it underneath us. We're just stepping right on it, and we're just going to stomp on it and use it as the next step and just keep building upwards. So, I don't think there's any doubt that this group has accepted that and really we're excited. We don't want to be in pause mode and we certainly don't want to be in rewind. So, we have a really simple thing, we just say, 'hey, press play, next play, press play' and let's get over this and move forward. We do



play on the balls of our feet, that is our style. Our mentality, we're a forward thinking, future thinking team. I think it all kind of lies along there."

Q: Last season, Maurita Reid was named to the All-ACC Defensive Team, she also led the team in scoring and rebounding, is there a person or a group of players that can fill that void?

A: "Maurita was just an incredible talent and fortunately she was able to handle the unfortunate responsibilities of having to do so much for this team. I don't believe that we have anybody that needs to do that for us. Now, whether or not they do, that's great. But in terms of balance and more than one or two threats on the floor, offensively I think we have a group of very active players, very productive players, players that will bring statistics. We didn't have that as much, but there are players that have grown and really improved over the summer and then I think we've added some players that will bring some substance and productivity to the line up. I don't expect someone to have to lead us in all categories this year."

Q: What are you looking forward to the most this season?

A: "I want to compete! I'm such a competitive person and I trust this team, I love this team, I think I really know this team. We love each other for our strengths and we love each other for our weaknesses. I don't think there's any question, we are very authentic. I just want to see them represent this university and get out there and show that attitude, intensity, and confidence that 'hey, we're coming after you.' That's what I love most about this team, when I'm in workouts with them, they're getting after it. It's not coming from me and that's my favorite thing about this season, is there's an intensity out there that doesn't have to come from me. It's coming from within the team, within our leadership, and within even some of the new kids. That's what I'm most excited about."

Damisha Moore: "Damisha is a truly gifted human being. She is a special person that I just enjoy being around. I think she makes me better, and I think she makes everyone she meets better. She's challenging, she's driven and all that carries over to the basketball court. Could there have been a more improved player? I'm not sure there was. She had to sit back and take it all in at first but as the season progressed, as soon as she understood it and had that comprehension, she was full speed ahead. I think she's going to be a real big factor in not only what we're doing, but more so how we're doing it."

Riquna Williams (Bay Bay): "You talk about this highly rated recruiting class and people didn't even count Bay Bay. Unless you were in the state of Florida, you missed this kid. If we had a highly rated recruiting class and her ranking wasn't even in there, I think people are going to be very shocked. She is an incredible talent, she is a special player. She will change the game in every second she is on the court. I think that she is threatening on offense, she's threatening on defense. She is definitely one of those playing on the balls of her feet forward-thinking, aggressive mentality players and she does some amazing athletic things that as a coach, your jaw drops. I think she's going to be a big story on our team and a big impact in the ACC."

Lamese James: "Lamese is very close to my heart. We've been through this journey together and Lamese's story at Miami is another kind of side story that I'm just really excited about. Just to see Lamese write her final chapter. We talk about how you write your own story and you paint your own picture and Lamese has a big fat sharpie pen right now and she's writing it. To me, she's an inspiration and I know she's an inspiration to the team as well. Nothing could make me happier than to see Lamese have the season she deserves because she has worked very hard. She is showing her leadership skills. She is a crafty scorer and a really efficient, productive player, certainly on the rebounding end as well. It's a real need for us, we need Lamese to have a great season, but I think she will really inspire this team."

LaToya Drake: "Drake showed incredible flashes last year where there's a lot in her. I think we can push and pull and try to get it out of her, but I think what happened this summer is that she saw and went after it herself. I think she was as self-committed as any player on our team this summer. She really spent time in the gym, stayed here, worked hard, worked on the weaknesses of her game. I have a lot of respect for players who do that versus players just working on what they're good at. She actually got in the gym and worked on things she really needed to improve on. She's driven right now and focused. Her defensive ability really carried us last year but I think she's added offensive this year. She's going to be somebody that teams really need to pay attention to."

Charmaine Clark: "In coaching you kind of know when a player has turned the corner. Charmaine has changed, there's a difference. She is hungry, she's playing hungry, she's playing with an incredible amount of will and determination, like 'I will not be denied' success. She doesn't say it out loud, it's not something she proclaimed, I can just see it. I think the team sees it as well. So, when you take a player that has been very productive and a very important part of our program, and you see that change occur, it makes me very confident that she will have a special season for us."

Briyana Blair: "Bri has come off a leg injury the last workout of the spring actually, really kind of a freak accident. She spent most of the offseason rehabbing and it's amazing because she's playing very fresh. She has fresh legs, she has a fresh energy, and she's an energy player. She's a high energy player for us, a very bright young lady and a high basketball IQ. She really adds a special dimension to our team and we can be a very flexible, versatile team with Bri in the lineup. Her contributions are sometimes not noticed on the stat sheet but they're noticed in the energy level. When she comes in or is on the court, we play tougher, our shoulders are back and our confidence goes up. That's a real compliment to her."

Ashley Sours: "Ashley comes in highly touted. No question, people have high expectations of her and we like expectations here in this program and we place them right up there. Our goal sheet is truly a linen sheet, it's large and we put it up right in our locker room, we put it out there. Ashley comes in with a lot of hype and a lot of expectation and a lot of success. I think one of the keys is she played for such a winning program with Lynn Larson at Central Arizona. One of the best coaches in women's basketball, I don't care what level. She's just a straight up great coach and Ashley comes from that program with a ton of success. That oozes from her, she's a confident young lady, and she's an adult and brings a lot of maturity to this team. She still has that silly

side, which I love, but a real maturity in terms of 'let's get down to business, let's get this done, I know how to win.' She speaks the truth. In that sense I think she's really going to be a force in the locker room and huddles. On the basketball side of it all, it's nice to have a player that I look up to. I'll enjoy that a lot. She's significantly taller than me and we needed that, we needed some size, we needed somebody on the offense end that I thought could finish. Our guards draw a lot of attention and I think Ashley is going to do a great job of hitting simple shots and being somebody that draws attention in the post and give us some scoring down low."

Captain LaToya Cunningham: "In my mind, I work extra at night, I'll put in an extra hour a day for LaToya. She means that much to me, she's earned that. She inspires her team to work harder and she inspires the staff to work harder. I think everybody in the league, at this point, understands how special she is. What she's done for this program, she's the heart and soul, she's been through a lot here. Her engine never stops. She's a fighter and she has a lot of pride and she's so proud of Miami. Great things are going to happen for her just because of the amount of time and effort that she puts in. Beyond that, she does a lot for us on the court. She's a tempo point guard, I think she really pushes tempo, she communicates and give a lot of confidence to her team. She'll knock down the open shot and then she'll take on anyone defensively and try to shut them down. I love having LaToya on this team and I know her teammates feel the same way. I think she's going to be a big reason why this season is going to be successful."

Vitalija Vasciunaite: "We do a per minute productivity analysis on our team and when you really look at how productive V is per minutes played, she's a very productive offensive player. She's somebody that could win a game for you, she can hit an open shot. She's got a real mental toughness to her and real accuracy on her shots, whether it's a three or just inside the three. She brings a certain savviness and a kind of European vision and passing ability that gives us some real versatility on the offensive end."

Epiphany Woodson: "Pip is going to have a really special season for us. She's another one of those kids who put in a lot of time this summer, really committed to it. She's getting to the point where she's taking ownership in this program and really understanding what it takes to be a leader and to be one of the reasons why Miami is successful. She's really taking on that responsibility and being accountable for the team's success. That's a big moment in a young player's career, when they understand that and really take it on and accept it and not only accept it but ask for it and want it. I think there's no question that Pip has taken that on and is really pushing this team. She's done a really great job with the young players as they come in to really try to take them under her wing and help them adapt and get them comfortable and confident. Beyond that, I think she's a really exciting player. She's really improved her defense an incredible amount, really spent most of the summer working on her foot work, her speed, her agility. Offensively, she's playing with a ton of confidence right now. She can score from a lot of different spots on the floor. I think she uses her strength very well as a point guard. She can really control her game. I think she's the reason we won a couple really key games last year and I think I'll be saying that again this year."

Diane Barnes: "She's 100% work. One of the best work ethics on the team, not only this team, but any team I've ever coached. She'll spend every minute of the day she can in the gym, if she's not in class. She

has a really strong desire to improve and be a dominant player in the ACC. Defensively, she'll get after you. I feel very comfortable putting her on any player on the other team. She can guard one through five and she'll do it with passion and intensity and a certain determination that makes a strong statement for us. I think the attitude of the team and the aggressiveness and how hungry we play, we look to D for that and she brings it, there's never been a day she doesn't bring it. She's going to bring intensity every day, with that, comes defense, comes rebounding, comes steals and comes, what we call, hustle-play baskets. She's just one of those over the top players, where if you need some emotion, need some energy, or you need something special to happen, D's usually the one that can bring that for us. She's going to be a big part of what we're doing."

Sylvia Bullock: "Big Syl. She has already made an incredible impact on this team. She's a very vocal player, a very intense player. Along the lines of what we do like, a very athletic, long, versatile, speedy, leaping forward for us. She'll be special on our defenses. Offensively, she's so active she'll be difficult to guard because she's a very active, emotional player. She certainly has a ton of confidence and is going to be a nice impact player for us and I'm expecting that this year."

Shenise Johnson (Moe Moe): "Moe Moe came with incredible stats, scoring 36 points in the state championship game and some 2,000 points in her high school career. But, that's not what makes her special and we knew that in recruiting her. She's special because she's a very versatile player. Her passing is phenomenal. Her rebounding from the guard position is very special. Her anticipation in terms of steals is incredible. She's a multi-dimensional player, she can score from anywhere on the court, but most of the time her scoring comes from the fact that she is a very smart basketball player. She's a very complete basketball player. She's savvy enough to look around and see what's need from her and then bring it. If we need scoring from her there's no doubt in my mind, that if we're having a tough offensive night, that Moe Moe will amp up her scoring. There's no doubt in my mind that if we're getting killed on the boards then she will bring us the rebounding we need and she can do it in amazing numbers. I do think she's going to have a huge impact on our team and our program, but I think she'll do it all within a realm of 'let's help Miami win.'"

Rikiah Gatlin: "Kia will add some strength in the post for us. We definitely needed some size down there. She has great hands, large hands and surprisingly athletic in terms of her balance and movement. From the moment we met her and recruited her, we asked her just to work really hard and from that moment, and this summer and fall, she's one of the hardest workers on the team. She just never stops, and she never quits, and just keeps getting after it. It's kind of that mentality that we needed in the post. We need kind of that 'I'm not going to talk the talk, but I will certainly walk the walk.' She's been doing it. There's a certain authenticity to her. Everyone, coaches and players, have a ton of faith in her and I really think that with time will bring some special qualities to the team."

Miami

TV/Radio Spotting Chart



Damisha MOORE

duh-ME-sha
5-8 | SO | G
Cartersville, Ga.
Cartersville HS

0



Riguna WILLIAMS

ra-KWAN-a
5-8 | FR | G
Pahokee, Fla.
Pahokee HS

1



Lamese JAMES

la-MEECE
6-0 | SR | G/F
Hollywood, Fla.
South Broward HS

4



LaToya DRAKE

6-2 | SR | F/C
Baxley, Ga.
Appling County HS
Florida CC

5



Charmaine CLARK

5-10 | JR | G/F
Hinesville, Ga.
Bradwell Institute

14



Briyana BLAIR

BREE-yon-a
5-10 | SO | G/F
Orlando, Fla.
Boone HS

21



Ashley SOURS

6-5 | JR | C
Glendale, Ariz.
Cactus HS
Central Arizona CC

22



LaToya CUNNINGHAM

5-6 | SR | G
Vallejo, Calif.
La Jolla Country Day

23



Vitalija VASCIUNAITE

vi-TAL-ya vash-chew-NAY-ta
5-8 | SO | G
Vilnius, Lithuania
Miller School (Va.)

30



Epiphany WOODSON

E-pif-a-nee
5-8 | SO | G
Charlotte, N.C.
Providence Day School

32



Diane BARNES

6-2 | JR | F
Lakeland, Fla.
Kathleen HS
Trinity Valley CC

33



Sylvia BULLOCK

6-2 | FR | F
Anchorage, Alaska
South Anchorage HS

34



Shenise JOHNSON

5-11 | FR | F
Henrietta, N.Y.
Rush-Henrietta HS

42



Rikiah GATLIN

ra-KEY-a
6-2 | FR | C
Fort Campbell, Ky.
Christian County HS

45



Katie MEIER

(MEYER)
Head Coach | Fourth Year
Duke '90

Coaching Staff



Coaches

Head Coach Katie Meier

Eighth Season Overall | Fourth Season at Miami | Duke '90



University of Miami head coach Katie Meier enters her fourth year at the helm of the Hurricanes' women's basketball program. A well known and respected figure in women's basketball, Meier has worked tirelessly to put her mark on Miami's program and to build a winning tradition.

Hired on April 19, 2005, UM Athletics Director Paul Dee announced the appointment of Meier in front of national and local media, fans, alumni and support staff, signifying the beginning of a new era.

Following an unprecedented career as one of the greatest athletes to ever play in the Atlantic Coast Conference, Meier quickly established herself in the coaching ranks. Upon her appointment at UM, following an impressive four-year tenure as the head coach at Charlotte where she helped bring the 49er program into national prominence, Meier made it clear that her goal is to make Miami one of the premier women's basketball programs in the country.

In her first season, Meier wasted little time in making the first steps towards those goals. After receiving little attention in the ACC preseason polls, the Hurricanes posted an impressive overall record of 17-13 and, fighting through a conference that would send nine teams to the postseason, including three to the NCAA Final Four, finished with sixth-place, 6-8 record in ACC play en route to earning a berth into the second round of the 2006 Women's National Invitation Tournament.

Throughout the season Miami posted wins over ranked teams such as Mississippi (No. 25), Boston College (No. 21) and Virginia Tech (No. 25)—and nearly knocked off then-No. 1 Duke in double-overtime. The Hurricanes also recorded wins over two eventual conference champions in Hartford (America East) and Oakland (Mid-Continent).

Under her direction, standout Tamara James produced one of the greatest seasons ever seen by a UM player in 2005-06, including becoming the University's all-time

leading scorer before being taken as the No. 8 overall pick in the 2006 WNBA Draft by the Washington Mystics.

In Meier's second season in 2006-07, the Hurricanes got off to a strong start, winning seven of their first eight games—including a 79-70 win over Indiana to claim the UM Thanksgiving Tournament title. On Dec. 1, Meier picked up her 100th career victory as the Hurricanes defeated Jackson State, 77-50. However, with only eight healthy players to call upon by the start of the ACC schedule, Miami faced challenge after challenge competing in a league that ranked among the top-three strongest women's basketball conferences nationally and produced two of the NCAA Tournament's four No. 1 seeds in 2006-07.

Regardless, Renee Taylor emerged as the ACC's leading scorer—upholding Miami's streak of producing the league's leading scorer in all three years it has been a member. The All-ACC Second Team selection set school records in single-game scoring with 42 points at Houston and became the 19th Hurricane to score at least 1,000 points—and just the sixth to do so in her first two seasons. In addition, transfer Maurita Reid emerged as a defensive threat, tying the school record with 10 steals versus Wake Forest and finishing among the ACC's leaders and NCAA's top 10 in steals per game.

The 2007-08 season, Meier's third with the Hurricanes, saw Maurita Reid continue her rise among the ACC elite. The senior was nothing short of impressive shooting beyond the arc and picking opponents pockets. She hit four or more three-pointers on 10 different occasions and finished the season with 110 steals, good for second in the conference and fifth in the NCAA. The Queens, N.Y. native led the team in points (15.3 ppg) and rebounding (5.6 rpg) and was also named the ACC All-Defensive Team.

However, Reid wasn't the only contributor for the Hurricanes. A strong freshmen class, led by guard Epiphany Woodson, helped build a foundation for Miami's immediate future. Woodson ended the season as the team's third leading scorer (6.4 ppg) and shared starts with the veteran LaToya Cunningham at the point.

The 2008-09 season is shaping up to be one of Meier's best in South Florida as she and her staff recruited a strong incoming class, ranked as high as No. 21 in some basketball publications. The young talent added with the existing leadership will be something to look out for in the rugged ACC.





Coach Meier with Women's Soccer Coach Tricia Taliaferro, President Donna Shalala and Track and Field/Cross Country Director Amy Deem at a 2007 United Way fundraiser.

BUILDING A TRADITION AT CHARLOTTE

Meier could solely be responsible for bringing the 49er women's basketball program into national prominence. Prior to her appointment as head coach at Charlotte in 2001, the 49ers had only one previous postseason appearance—a WNIT berth in 1990.

During her four-year tenure at Charlotte, Meier led the 49ers to three postseason berths—one NCAA Tournament appearance (2003) and two WNIT appearances (2004, 2005)—and a combined overall record of 76-45 (.628).

In her inaugural campaign at Charlotte, Meier led the 49ers to a 16-13 finish to record their first winning season in eight years.

The following season, she guided the 49ers to a 21-9 finish marking the most wins (21) in over a decade at Charlotte. With a 12-2 record in Conference USA play, Meier and the 49ers also earned the school's first-ever C-USA regular-season championship and earned the school's first-ever appearance at the NCAA Tournament. In 2003-04, Meier and the 49ers concluded the season with a 17-14 record while earning a trip to the 2004 WNIT. Along with marking the first time in school history that the 49ers had made back-to-back postseason appearances, Meier also led Charlotte to their first-ever postseason victory with a 78-71 win over Clemson in the first round of the WNIT.

In 2004-05, she enjoyed an overall record of 22-9 to tie for the third-most single season wins in Charlotte history and the most wins for the program in a single season since 1990-91. The 49ers also advanced to the postseason for the third-consecutive season and the WNIT for the second-straight year.

Prior to Charlotte, Meier spent seven seasons at Tulane University, serving as an associate head coach from 1999-01 and an assistant coach on the Green Wave staff from 1994-99. As a member of the Tulane coaching staff, Meier helped the Green Wave to an overall record of 164-52 (.759) in seven seasons, including the highest-ranking in school history (13th by the Associated Press) in 2000 and a school-record 27 wins the same season.

During her time at Tulane, Meier and the Green Wave also saw an impressive seven-year run at the NCAA Tournament.

Meier began her collegiate coaching career at the University of North Carolina at Asheville where she served as an assistant coach during the 1993-94 season.

ESTABLISHING HER LEGACY AS A PLAYER

Meier's success as a coach is a direct reflection on her playing career as a standout at Duke University. A four-year letterwinner for the Blue Devils under head coach Debbie Leonard from 1986-90, Meier's name is scattered throughout the Duke record books.

She currently ranks among the school's all-time career leaders in scoring average (16.2 points per game), steals (232), free throws made (447) and free throws attempted (624). She is also listed among Duke's leaders in career points (1,761), field goals made (653), field goals attempted (1,283), assists (409) and rebounding average (6.1 rebounds per game).

Meier wasted no time making her mark at Duke, earning ACC Rookie of the Year and Basketball Yearbook Freshman All-America honors 1986. Meier injured her knee in 1988 during her junior season and ultimately missed the entire 1989 campaign while recovering.

By the Numbers

113	Career victories in seven seasons as a head coach
37	Victories in three seasons at Miami
27	All-conference selections
17	Players who have played professionally overseas
11	Postseason appearances as either a head or assistant coach
9	Freshman all-conference selections
6	WNBA players
5	League defensive players of the year
4	Conference tournament MVPs
4	Sixth man of the year selections
4	Postseason appearances in seven seasons as a head coach
3	Conference rookies of the year
2	Conference players of the year
2	ACC leading scorers

Coaches



Katie Meier, seen here with NC State head women's basketball coach Kay Yow, has made it a mission to help raise money and awareness for the treatment of breast cancer. In the past year, Meier and her staff have participated in the Kay Yow Golf Classic and the inaugural 4Kay Run at the Final Four in Tampa, Fla..

The women's basketball team also wore pink during select games for the WBCA's Think Pink program, last season. This season, the Hurricanes have planned to don pink accessories during the WBCA's Pink Zone campaign.

Meier returned to Duke for her senior season in 1990 without missing a beat, earning Kodak/WBCA District 2 All-America and All-ACC First Team accolades while being named the Blue Devils' most valuable player.

In 2002, Meier was honored by Duke for her efforts as a player when she was named to the inaugural induction class in the Blue Devils' Hall of Honor. That same year Meier was named to the Atlantic Coast Conference's 50th Anniversary Team. In 2006, she was once again honored by the conference when she was named one of 12 ACC Tournament Legends at the 2006 ACC Women's Basketball Tournament.

Meier's success on the court was only outdone by her accomplishments in the classroom. She was named to the Dean's List from 1986-88. In 1988 she also earned GTE Academic All-America Second Team honors.

After earning a bachelor's degree in English literature with cum laude honors in 1989, Meier went on to earn a Master of Arts in Teaching English from Duke in 1990.

Following her playing career at Duke, Meier moved overseas to play three seasons with BBC Mini-Flat Waregem in Belgium from 1990-93. There, she helped lead her team to three First Division regular season titles and one Belgian Cup Championship.

While in Belgium, Meier also spent time teaching classes of conversational English while coaching teams of 15- to 17-year-olds.

A native of Wheaton, Ill., Meier graduated from Wheaton High School in 1985.

ON THE RECORD

Year	School	Record	Postseason
2001-02	Charlotte	16-13	
2002-03	Charlotte	21-9	NCAA Tournament
2003-04	Charlotte	17-14	WNIT
2004-05	Charlotte	22-9	WNIT
2005-06	Miami	17-13	WNIT
2006-07	Miami	11-19	
2007-08	Miami	9-21	
Totals	Seven Seasons	113-98	Four Postseason Apps.

COACHING EXPERIENCE

Collegiate

Year	Position	School
2005-pr.	Head Coach	Miami
2001-05	Head Coach	Charlotte
1999-01	Associate Head Coach	Tulane
1994-99	Assistant Coach	Tulane
1993-94	Assistant Coach	UNC Asheville

OTHER

1986-90 Coached teams of 15-17 year olds in Belgian National Competition.

PLAYING EXPERIENCE

Collegiate

1986-90 Duke
Four-year letterwinner at Duke University. Currently ranks among the school's all-time leaders in scoring average (16.2 ppg), steals (232), free throws made (447) and free throws attempted (624). Also listed among Duke's leaders in career points (1,761), field goals made (653), field goals attempted (1,283), assists (409) and rebounding average (6.1 pg).

PROFESSIONAL

1990-93 BBC Mini-Flat Waregem (Belgium)

HONORS AND AWARDS

ACC Tournament Legend (2006); Duke Hall of Honor Inductee (2002); Kodak/WBCA District 2 All-American (1990); First Team All-ACC (1990); Team MVP (1990); GTE Academic All-American (1988); ACC Rookie of the Year (1986); Basketball Yearbook Freshman All-American (1986)



Assistant Coach Darrick Gibbs

Ninth Season Overall | Fourth Season at Miami | Wofford '00



Darrick Gibbs is in his fourth season as an assistant coach with the University of Miami women's basketball team.

Gibbs joined the UM coaching ranks prior to the 2005-06 season, and helped lead UM to a 17-13 record and an appearance at the 2006 WNIT in his first season with the Hurricanes.

Prior to his arrival at UM, Gibbs served as an assistant coach under Katie Meier at the University of North Carolina at Charlotte for two seasons from 2003-05. While at Charlotte, Gibbs helped Meier lead the 49ers to two WNIT appearances, including Charlotte's first post-season victory with a 78-71 win over Clemson in the 2004 WNIT. The 49ers

put together 39-23 record in those two seasons, including a 22-9 mark in 2004-05 to tie for the third-most single-season wins in Charlotte history.

As one of the 49ers' main recruiting contacts, Gibbs played a major role in putting together their 33rd-ranked 2004 recruiting class during his first season at Charlotte.

Gibbs joined the Charlotte coaching staff in 2003 following a two-year stay at the College of Charleston where he served as an assistant coach from 2001-03. His responsibilities with the Cougars included recruiting, organizing practice schedules, scouting opponents and coordinating team travel.

Prior to his stint at the College of Charleston, Gibbs spent three seasons at Wofford College. As an undergraduate, he served as a student assistant with the Terriers from 1998-00, and remained with the team as an assistant during the 2000-01 season.

Originally from Pawleys Island, S.C., Gibbs received a bachelor's degree in psychology from Wofford in 2000.



Coaches

Assistant Coach Lonnette Hall

14th Season Overall | Third Season at Miami | Cal State-Northridge '94



Lonnette Hall enters her third season as an assistant coach with the University of Miami women's basketball program.

Having served as an assistant coach on the collegiate level at TCU, Arkansas State, Wisconsin-La Crosse and Cal State Northridge, Hall was promoted from her position as UM's Director of Basketball Operations to assistant coach prior to the 2006-07 season.

As the Director of Basketball Operations at UM, her responsibilities included organizing and coordinating team travel and practices, as well as the production of alumni and team newsletters. She also worked with the UM Marketing and Sports Media Relations offices to help

organize various promotional activities.

Hall came to Miami following a one-year stint as the head girl's basketball coach at R.L. Paschal High School in Fort Worth, Texas, in 2004-05. In addition to the day-to-day coaching duties, Hall also managed the program's budget and marketing activities, and oversaw the team's booster club. She also organized HOOP Group, a youth basketball program in the Fort Worth area.

Prior to her stop at R.L. Paschal, Hall spent six years at TCU, serving as an assistant coach with the Lady Frogs from 1999-2003 and as the Director of Basketball Operations during the 2003-04 season.


As an assistant coach with the Lady Frogs, Hall helped guide TCU to three-consecutive NCAA Tournaments while coaching notable players such as Fort Lauderdale native and former All-American Sandora Irvin, who was later selected as the No. 3 overall pick in the 2005 WNBA Draft. Along with coaching, Hall's responsibilities included recruiting, practice and game preparation efforts, in addition to preparing the team's travel arrangements.

While at TCU, Hall also served as an assistant director for the 2004 Conference USA Women's Basketball Tournament and was a member of the TCU Athletic Department's Outreach Committee, Mission Statement Committee and Diversity Subcommittee.

Hall's coaching career began in 1998 at Hueneme High School in Oxnard, Calif., where she served as the head coach of the junior varsity girl's basketball team until 1990.

Following her stay at Hueneme, Hall went on to California State University-Northridge to serve as an assistant coach from 1992-94 before moving on to join the coaching staff at the University of Wisconsin-La Crosse from 1994-96. After two seasons at UW-L, Hall spent three seasons at Arkansas State as an assistant coach from 1996-99 prior to her stint at TCU.

A native of Oxnard, Calif., Hall served in the United States Navy from 1986-88. She earned an associate's degree in art from Ventura Junior College in 1991 and went on to earn a bachelor's degree in kinesiology from California State University-Northridge in 1994. Hall added a master's degree in sports administration from the University of Wisconsin-La Crosse in 1996.



Assistant Coach Carolyn Kieger

Third Season Overall | First Season at Miami | Marquette '06



Carolyn Kieger returns to Miami after a one year stint at her alma mater in 2007 as the Director of Basketball Operations.

Kieger will contribute to the Hurricanes in a different capacity this time around, serving as an assistant coach to Katie Meier.

At Marquette, Kieger was responsible for the team's film exchange, as well as assisting with video editing for opponent scouting purposes. She also helped coordinate the Marquette women's basketball summer camps and assists with team travel.

Prior to returning to Marquette in 2007, Kieger spent one year at UM where she served as the Hurricanes' Coordinator of basketball operations during the 2006-07 season. In her role at Miami, Kieger worked along side the team's Director of Basketball Operations and Video Coordinator. She assisted with film editing and scouting, recruiting, and team travel. She also helped coordinate the Miami women's basketball summer camps.

As a player at Marquette, Kieger was a four-year starter and Marquette's all-time assists leader. She is the only player in program history with at least 1,200 career points, 400 career rebounds and 600 assists. For her career, Kieger averaged 10.3 points per game and was a second team All-Big East selection for the 2005-06 season, as well as, a second team All-Conference USA selection for the 2003-04 and 2004-05 seasons.

In addition to her athletic accomplishments, Kieger also received the BIG EAST Conference's Sportsmanship award as a senior. Also, during her senior campaign, Kieger was a finalist for the Nancy Lieberman Award, given to the nation's top point guard.

Kieger graduated from Marquette University with a Bachelor's degree in Broadcasting and Electrical Communications in 2006. In 2007, she received the McCahill Award given to a MU graduated senior student-athlete who demonstrated the highest performance in scholarship, leadership and athletics.



Coaches



Women's Basketball Support Staff



RACHEL SANDER

Director of Women's Basketball Operations

Rachel Sander enters her third year as the Director of Women's Basketball Operations for the Hurricanes. The right-hand woman to Miami head coach Katie Meier, Sander's varied responsibilities include managing the day-to-day operations of the women's basketball program, scheduling practices and travel coordination.

Sander has twice been recognized by the University's athletic department for her hard work, and was named the department's Employee of the Month in September 2007.

Prior to her current position, Sander served a two-year stint as the Rowing Coordinator with Miami's women's rowing program.

A 2004 graduate of the University of Miami with a bachelor's degree in both history and marine affairs, Sander was four-time letterwinner with the rowing team and served as co-captain as a senior. She helped the team to program-best runner-up finish at the 2004 BIG EAST Championships, in addition to winning gold medals with the Junior Varsity 8 at the Head of the Chattahoochee and the Florida Intercollegiate Rowing Association (FIRA) Regatta. She still continues her athletic endeavors with running half-marathons and most recently completed her first triathlon.

A native of Syracuse, N.Y., Sander finished her course work for her master's degree in sport administration at UM this past summer.



CHRIS BAILEY

Video Coordinator

Chris Bailey is in his third season as the Video Coordinator for the University of Miami women's basketball program.

Bailey's many responsibilities include coordinating the film exchange program with opponents, helping the coaching staff analyze film in game preparation and producing promotional and end-of-year banquet highlight videos.

A 2005 graduate of Eastern Michigan University with a bachelor's degree in psychology, Bailey has been involved with basketball since he began coaching the Livingston Sting girls' basketball

team in 2000. During five seasons as coach of that AAU team, Bailey also worked several camps, including Rick Pitino's Cardinal Camp in 2001, Jay Smith's Central Michigan boy's camp in 2001 and the Eastern Michigan women's basketball camps from 2001-04, while serving as Eastern Michigan's student assistant.

Upon his graduation from EMU, he moved on to Louisville, where he worked as a graduate assistant with the women's basketball program and also as the assistant director of its camp.



PAM BROWN

Coordinator of Women's Basketball Operations

Pam Brown enters her second season as the Coordinator of Women's Basketball Operations for the University of Miami. Brown assists Director of Women's Basketball Operations Rachel Sander, as well as the coaching staff, with day-to-day office management duties.

Brown comes to Miami after playing one year of professional basketball in Holland. Prior to that, she played collegiate basketball at Charlotte—including three seasons (2002-05) under head coach Katie Meier. Brown was part of Charlotte's most successful Class of

2006, winning 81 games, claiming two league titles and making four postseason appearances—including a trip to the 2003 NCAA Tournament—in her four years with the 49ers.

A First Team All-Atlantic 10 pick as a senior in 2005-06, Brown averaged 12.9 points and 5.7 rebounds per game in her final collegiate season, shooting 77.8 percent from the line and 49.5 percent from the field. As a junior, she became the 13th 49er in school history to score 1,000 career points, scoring in double-figures in 22 of 31 games that season. She was named to Conference USA's All-Freshmen Team in 2002-03.

A native of Coppell, Texas, Brown was a Street and Smith honorable mention All-American and rated 31st among power forwards in the nation according to the All-Star Girls Report. The Coppell High School graduate set a school record with 2,036 career points, while grabbing 1,245 rebounds.



JILL ROBINSON

Graduate Assistant/Marketing Intern

Jill Robinson enters her first season as a graduate assistant for the Hurricanes' women's basketball program.

A 2007 graduate of the University of Miami, Robinson was a four-year letterwinner with the women's volleyball team from 2003-06.

She competed in both the BIG EAST and ACC and is the University of Miami's most accomplished setter in program history. Robinson holds school records in assists for a season, assists per game for a season as well as assists and assists for a game for a career.

A native of Merced, Calif., Robinson is working on her master's degree in sports administration at UM.

Meet the Hurricanes



"Canes"

Play it Forward

LaToya Cunningham



Play it Forward

"Next play... don't dwell on the negative... try to find ways to improve and don't make the same mistake twice."



LaToya Cunningham 23

5-6 | Senior | Guard | Vallejo, Calif. | La Jolla Country Day HS



2007-08 (JUNIOR)

Team captain... Played in all 30 games, with 15 starts... Averaged 6.7 points and 2.2 rebounds an outing... Scored 11 points versus Boston College (3/2)... Scored 10 points and played a career-high 40 minutes at Florida State (2/28)... Tied a career-high with four steals and played 38 minutes at Wake Forest (2/28)... Scored 11 points versus No. 2 North Carolina (2/21)... Tied a career-high with four steals versus Virginia (1/21)... Scored 15 points with three three-pointers at Georgia Tech... Scored 11 points with three three-pointers versus Charleston Southern (1/2)... Scored 15 points in come from behind win against Southern Miss (12/18)... Scored 12 first-

half points versus Florida International (12/4)... Set a career high with 17 points and tied a career high with four made three-pointers at Wisconsin-Milwaukee (11/28)... Made two three-pointers for six points versus Michigan (11/19)... Dished out a career-high nine assists as well as matching a career-highs with four three-point field goals and 16 points in win over Florida Atlantic (11/9).

2006-07 (SOPHOMORE)

Team co-captain... Played in all 30 games, making three starts... Averaged 4.5 points and 3.1 rebounds an outing... In just her third career start and second of the season, scored a career-high 16 points—including a career-high four 3-pointers—in a career-high 36 minutes at No. 2/2 North Carolina... Hit a 3-pointer in three-straight ACC games (2/1-2/8) and in as many as five straight (11/25-12/16)... Grabbed a career-high 10 rebounds versus Wake Forest (2/8) and added 10 points en route to her first double-double... Also dished out five assists versus the Demon Deacons to finish just shy of her season-high six registered versus three opponents, including No. 1/1 Maryland (1/10)... Recorded three-or-more assists nine times... Grabbed six rebounds in back-to-back ACC games—at Georgia Tech (1/15) and versus Boston College (1/18)... Posted her first blocked shot in the win over Boston College (1/18)... Four-point play versus Florida State (2/1) got the 'Canes within three points with 23 seconds remaining... Scored a then- career-high 12 points versus Wisconsin-Milwaukee (11/13).

2005-06 (FRESHMAN)

As Miami's first option off the bench, averaged 4.4 points and 2.1 rebounds per game... Played in all 30 games, with one start... Averaged 22.9 minutes per game, the most among all non-starters and the fourth-most on the team... Had seven points and seven assists versus Fairleigh Dickinson (12/2)... Recorded 11 points against FIU (12/6) and scored a career-high 14 points in the following game over Hartford (12/10), converting a career-best six field goals on a career-high 12 attempts... Played a then- career-high 33 minutes against Virginia (3/22) in the Second Round of the WNIT.

PRIOR TO MIAMI

A four-year starter at La Jolla Country Day, leading the team to four regional championships from 2002-05... Ranked among the top 75 high school guards in the class of 2005... Named the San Diego Tribune's Player of the Year as a senior, averaging 10.1 points, 6.6 rebounds and 2.8 steals per game... Also earned All-

CAREER STATISTICS

YEAR	GP-GS	MIN	AVG	FG-A	PCT	3FG-A	PCT	FT-FTA	PCT	REB	AVG	AST	TO	BLK	STL	PTS	AVG
2005-06	30-1	686	22.9	47-147	.320	23-89	.258	15-25	.600	63	2.1	51	31	0	15	132	4.4
2006-07	30-3	747	24.9	47-158	.297	24-93	.258	16-21	.762	94	3.1	60	58	3	14	134	4.5
2007-08	30-15	860	28.7	76-235	.323	43-151	.285	7-13	.538	66	2.2	74	71	1	36	202	6.7
TOTAL	90-19	2293	25.5	170-540	.315	90-333	.270	38-59	.644	223	2.5	185	160	4	65	468	5.2

Coast South League, All-CIF Division 4 and UT All-San Diego Section First Team honors that season... 2005 adidas Evaluation Camp MVP... Averaged 12.2 points, 5.5 rebounds and 3.6 steals per game as a junior, earning All-Coastal South League Second Team accolades... As a sophomore, named to the All-Coastal South League and All-CIF Division 4 First Team... Received all-league honorable mention honors as a freshman after leading LJCD to the state title... Played with Stanford's Candice Wiggins for three seasons at LJCD... Also ran cross country for three seasons and track all four years, earning All-Coastal League First Team honors each year.

PERSONAL

A sports administration major... Likes to "sit back and chill" with friends, watch T.V., talk on the phone and sleep during her spare time... Is a women's basketball representative on the SAAC committee.

MORE ABOUT U...

- **Nickname:** Toya
- **Superpower I would want:** Being able to read minds
- **Coach I would trade places with:** Coach Meier
- **TV Show I would want to be on:** College Hill
- **Two words that best describe me:** Goofy and Chill
- **Favorite movie from this past year:** Vantage Point
- **Where I see myself in ten years:** Either still playing overseas or a college coach.
- **Pet Peeves:** Someone telling me they are going to do something and then don't
- **My life's theme song:** "Live Ya Life" by T.I. featuring Rhianna
- **Favorite Meierism (coach Meier saying):** "You write your own story." "You paint your own picture."
- **Favorite sport other than basketball:** Football
- **My dream car:** Lincoln Navigator
- **Dangerous thing I would do if there were no risks:** Ride a motorcycle.
- **Place in the world I would help:** Cuba and Haiti

CAREER HIGHS

Points	17 (at Wisconsin-Milwaukee, 11/28/07)
FGM	6* (at Georgia Tech, 1/13/08)
FGA	13* (vs. Southern Miss, 12/18/07)
3PT FGM	4* (at Wisconsin-Milwaukee, 11/28/07)
3PT FGA	9 (vs. North Carolina, 2/21/08)
FTM	4 (at Santa Clara, 11/15/06)
FTA	5 (at Clemson, 1/12/06)
Rebounds	10 (vs. Wake Forest, 2/8/07)
Assists	9 (vs. Florida Atlantic, 11/9/07)
Steals	4* (at Wake Forest, 2/24/08)
Blocks	1* (vs. Southern Miss, 12/18/07)
Minutes	40 (at Florida State, 2/28/08)

* Recorded more than once with most recent listed.

"Canes"

LaToya Drake



Play it Forward

In reality we can't turn back the hands of time, so don't dwell on that part, focus on the future."



LaToya Drake 5

6-2 | Senior | Forward/Center | Baxley, Ga. | Appling County HS | Florida CC



2007-08 (JUNIOR)

Played in 25 games, starting one... Averaged 3.2 points and 2.2 rebounds per game... Scored a career-high 18 points in win against Southern Miss (12/18)... Set a career-high with five blocked shots versus Ole Miss (12/15)... Made her first start in Miami uniform scoring six points and grabbing seven rebounds versus Houston (12/8)... Made the most of her time scoring six points, all in a two-minute span versus Central Florida (12/2).

PRIOR TO MIAMI

Played basketball for two years at Florida Community College in Jacksonville, earn-

ing Honorable Mention All-America Team honors from both Kodak/WBCA and the NJCAA as a sophomore in 2006-07 and First Team All-Mid Florida Conference and Florida Community College Activities Association (FCCAA) Region VIII State/Regional All-Tournament Team accolades as a freshman in 2005-06... As a sophomore, averaged 19.6 points, 9.0 rebounds and 1.4 steals per game, while shooting 63.6 percent from the field to lead the NJCAA Region VIII in field goal percentage and rank second in scoring and sixth in rebounding... 2005-06 conference champions, advancing to the second round of the state tournament... Recipient of the Coaches Award and selected team MVP... As a freshman, averaged 11.2 points, 6.1 rebounds and 1.6 steals per game, earning the team's Most Improved Award... At Appling County High School, was a four-time letterwinner in basketball and three-time letterwinner in track & field... 2005 region champions in basketball.

PERSONAL

An art major with a minor in architecture... Aspires to become an architect and designer... Has two sisters... Off the court, enjoys painting and photography.

MORE ABOUT U...

- **Nickname:** Toya
- **Superpower I would want:** To be invincible
- **Coach I would trade places with:** Coach Meier
- **TV Show I would want to be on:** The Price is Right
- **Two words that best describe me:** Super woman
- **Favorite movie from this past year:** Baby Mama
- **Where I see myself in ten years:** Still playing basketball, married and starting an architecture firm and a working artist
- **My life's theme song:** "Super Woman" Alicia Keys
- **Favorite sport other than basketball:** Track and field
- **My dream car:** Phantom or a Lamborghini
- **Favorite TV shows:** Tyra, Family Guy, 106 & Park and Sanford and Son
- **Dangerous thing I would do if there were no risks:** Stop the wars around the world and bring our troops home.
- **My ideal day would include:** Relaxing by the pool and getting pampered
- **Place in the world I would help:** United States

CAREER HIGHS

Points	18 (vs. Southern Miss, 12/18/07)
FGM	6 (vs. Southern Miss, 12/18/07)
FGA	9 (vs. Southern Miss, 12/18/07)
3PT FGM	N/A
3PT FGA	N/A
FTM	6 (vs. Southern Miss, 12/18/07)
FTA	9 (vs. Southern Miss, 12/18/07)
Rebounds	8 (vs. Southern Miss, 12/18/07)
Assists	1* (at Wake Forest, 2/24/08)
Steals	4 (vs. Duke, 1/5/08)
Blocks	5 (vs. Ole Miss, 12/15/07)
Minutes	30 (vs. Houston, 12/8/07)

* Recorded more than once with most recent listed.

CAREER STATISTICS

YEAR	GP-GS	MIN	AVG	FG-A	PCT	3FG-A	PCT	FT-FTA	PCT	REB	AVG	AST	TO	BLK	STL	PTS	AVG
2007-08	25-1	292	11.7	27-71	.380	0-0	.000	28-39	.667	31	2.2	3	8	12	12	80	3.2
TOTAL	25-1	292	11.7	27-71	.380	0-0	.000	28-39	.667	31	2.2	3	8	12	12	80	3.2

"Canes"

Lamese James

Play it Forward

"Looking back causes you to stay back. Looking ahead is a result of forward thinking."

Lamese James 4

6-0 | Senior | Guard/Forward | Hollywood, Fla. | South Broward HS



2007-08 (JUNIOR)

Played in all 30 games, starting three... Averaged 4.3 points and 3.9 rebounds per game... Scored 11 points versus Virginia Tech (2/11)... Grabbed seven rebounds versus Maine (12/29)... Recorded a solid stat-line with eight points and seven rebounds versus Florida International (12/4)... Set a career-high with 14 points and recorded second double-double of season versus UCF (12/2)... Finished with nine points in win at Wisconsin-Milwaukee (11/28)... Scored 12 points versus Butler (11/24)... Recorded first career double-double and set a career high with 12 rebounds versus Fordham (11/23).

2005-06 (SOPHOMORE)

Started 12 of the last 30 games of the season... Averaged 4.6 points per game, including 6.9 points and 5.5 rebounds per game as a starter... Hitting 55-of-114 shots, ranked third on the UM roster with a 48.2 field goal percentage... Finished second on the team in total rebounds (118) and third in rebounding average (3.9)... Second on the team with 13 blocks on the year... Recorded a career-best 13 points on two occasions, first in a 79-71 win at Wake Forest (2/5) and then again against Georgia Tech (3/2) in the First Round of the 2006 ACC Tournament... Nearly notched first career double-double in a double-overtime victory over Georgia Tech (2/26), with nine points and a career-high nine boards... Scored 11 points with six rebounds to help lead UM over Florida International (3/18) in the First Round of the 2006 WNIT.

2004-05 (FRESHMAN)

Played in 17 games in 2004-05 as a true freshman... Averaged 1.1 rebounds and just under a point in 3.5 minutes per game... Posted best game of the season against NC State (1/20), with a season-best six points on 3-of-4 field goals and with four rebounds in 16 minutes of action... Recorded three rebounds in four minutes of play against Loyola Marymount (12/29) in the championship game of the UM Holiday Classic.

PRIOR TO MIAMI

A standout guard at South Broward High School... Florida District 5A Player of the Year while garnering District 5A First Team and All-Broward County First Team honors, while averaging 17 points and 10 rebounds per game as a senior... Helped lead SBHS to four state championships from 2000-04... Played with former UM teammate Tamara James during her freshman, sophomore and junior seasons and with Toccare Williams, formerly of WNBA's Silver Stars, during her freshman season at SBHS... Spent one year at Patterson Preparatory School following graduation from SBHS, averaging over 16 points per game.

PERSONAL

A music business major, who graduated in May of 2008... Continues to take music related classes at UM... Wants to become an entrepreneur and pursue careers in singing, producing and songwriting... Performed at the Zo's Summer Groove in 2008.

CAREER STATISTICS

YEAR	GP-GS	MIN	AVG	FG-A	PCT	3FG-A	PCT	FT-FTA	PCT	REB	AVG	AST	TO	BLK	STL	PTS	AVG
2004-05	17-0	60	3.5	7-21	.333	0-6	.000	1-2	.500	19	1.1	3	4	2	2	15	0.9
2005-06	30-12	458	15.3	55-114	.482	6-21	.286	23-37	.622	118	3.9	14	43	13	25	139	4.6
2007-08	30-3	472	15.7	54-124	.435	5-21	.238	15-28	.536	118	3.9	13	35	9	14	128	4.3
TOTAL	77-15	990	12.9	116-259	.448	11-48	.229	39-67	.582	255	3.3	30	82	24	41	282	3.7

MORE ABOUT U...

- **Nickname:** Neesee
- **Superpower I would want:** To be able to spread joy and peace... there is too much violence and anger and not enough love
- **TV Show I would want to be on:** Girlfriends
- **Two words that best describe me:** Humorous and Humble
- **Where I see myself in ten years:** Very successful in the music industry and in life
- **Pet peeves:** Negativity
- **My life's theme song:** "Never Would Have Made It" Marvin Sapp
- **Favorite Meierism (coach Meier saying):** "Neesee, you're too casual!"
- **Favorite sport other than basketball:** Football. I love to watch football
- **My dream car:** BMW X6
- **Dangerous thing I would do if there were no risks:** Sky dive
- **My ideal day would include:** Being with my son
- **Place in the world I would help:** Anywhere there are homeless people

CAREER HIGHS

Points	14 (vs. UCF, 12/2/07)
FGM	6 (vs. Butler, 11/24/07)
FGA	12 (vs. Georgia Tech, 3/2/06)
3PT FGM	2 (vs. Georgia Tech, 3/2/06)
3PT FGA	4 (vs. Georgia Tech, 3/2/06)
FTM	3* (vs. UCF, 12/2/07)
FTA	6 (vs. UCF, 12/2/07)
Rebounds	12 (vs. UCF, 12/2/07)
Assists	3 (at. UW-Milwaukee, 11/28/07)
Steals	3* (at Virginia, 3/22/06)
Blocks	3 (vs. Bradley, 11/25/05)
Minutes	35 (at. UW-Milwaukee, 11/28/07)

* Recorded more than once with most recent listed.

Cares

Diane Barnes



Play it Forward

"Keep moving on... Next play"



Diane Barnes 33

6-2 | Junior | Forward | Lakeland, Fla. | Kathleen HS | Trinity Valley CC



2007-08 (SOPHOMORE)

Played in 29 games, starting nine... Averaged 2.3 points and 3.1 rebounds per game... Tied a career-high with six points while pulling down six rebounds at Florida State (2/28)... Pulled down a career-high seven rebounds at Clemson (1/10)... Scored four points and added two assists against No. 8 LSU... Recorded two steals against Southern Miss (12/18)... Scored four points versus Ole Miss (12/15)... Played 20 minutes versus Florida International (12/4)... Grabbed four rebounds versus Michigan (11/19)... Scored four points versus Jacksonville (11/13)... Blocked two shots versus Florida Atlantic (11/9).

PRIOR TO MIAMI

Played basketball for one year at Trinity Valley Community College (Texas)... Among the NJCAA Region XIV's leaders in both field goal percentage and scoring, averaging better than 10 points per game at higher than a 55-percent clip... Helped her team to the top of the regular-season standings in the conference with a 24-7 overall record and a 15-3 Region XIV mark... Played prep basketball for Kathleen High School and was named to the Florida Sports Writers Association Girls Class 4A Honorable Mention All-State Team as a senior in 2005... Four-time letterwinner.

PERSONAL

An English major, with aspirations to play professional basketball... Has two brothers and a sister.

MORE ABOUT U...

- **Nickname:** D, D. Barnes
- **Superpower I would want:** Speed
- **TV Show I would want to be on:** House of Payne
- **Favorite movie from this past year:** The Family that Prays
- **Where I see myself in ten years:** Coaching
- **My life's theme song:** "Just Got to Make It" Trey Songz
- **Favorite sport other than basketball:** Football
- **My dream car:** Chevy Impala
- **Favorite TV Show:** Anything on ESPN
- **Dangerous thing I would do if there were no risks:** Sky dive
- **Place in the world I would help:** Africa

CAREER HIGHS

Points	6* (at Florida State, 2/28/08)
FGM	3 (at Florida State, 2/28/08)
FGA	7 (vs. North Carolina, 2/21/08)
3PT FGM	N/A
3PT FGA	N/A
FTM	2* (at Boston College, 2/3/08)
FTA	6 (vs. FIU, 12/4/07)
Rebounds	7 (at Clemson, 1/10/08)
Assists	1* (at NC State, 2/14/08)
Steals	2* (vs. Virginia Tech, 2/11/08)
Blocks	2* (vs. Virginia Tech, 2/11/08)
Minutes	25 (vs. Florida State, 1/24/08)

* Recorded more than once with most recent listed.

CAREER STATISTICS

YEAR	GP-GS	MIN	AVG	FG-A	PCT	3FG-A	PCT	FT-FTA	PCT	REB	AVG	AST	TO	BLK	STL	PTS	AVG
2007-08	29-9	398	13.7	26-72	.361	0-0	.000	15-36	.417	91	3.1	6	25	11	21	67	2.3
TOTAL	29-9	398	13.7	26-72	.361	0-0	.000	15-36	.417	91	3.1	6	25	11	21	67	2.3

"Canes"

Charmaine Clark




Play it Forward

*"No matter what just happened,
next play."*



Charmaine Clark 14

5-10 | Junior | Guard/Forward | Hinesville, Ga. | Bradwell Institute



2007-08 (SOPHOMORE)

Played in 29 games, starting 19, the most of any returning player. Averaged 5.9 points and 3.4 rebounds per game... Set a career-high with four steals at Florida State (2/28)... Pulled down a season-high nine rebounds versus No. 2 North Carolina (2/21)... Tied a season-high with 12 points versus Virginia Tech (2/11)... Scored 11 points with career-high four steals versus No. 12 Duke (1/5)... Scored 11 points with six rebounds versus Charleston Southern (1/2)... Matched a season-high with 12 points versus Central Arkansas (12/30)... Pulled down a season-high seven rebounds versus Southern Miss (12/18)... Blocked

two shots, tying a career-high versus Butler (11/24)... Scored 11 points versus Jacksonville (11/13)... Scored a season-high 12 points versus Florida Atlantic (11/9).

2006-07 (FRESHMAN)

Played in all 30 games, registering 20 starts as a true freshman—including starting 13 of 14 ACC contests... Among just six to rank among the ACC's top-five freshmen in three-or-more statistical categories... Aver-aged 7.2 points and 4.9 rebounds per game and 8.3 points and 5.4 boards in ACC games... Posted first collegiate double-double with 18 points and 11 rebounds versus Clemson (1/28)... Converted a career-high 8-of-9 free throws versus the Tigers... Registered back-to-back games with double-figure rebounds—with 11 at both Virginia Tech (1/25) and versus Clemson (1/28)... Also grabbed 11 boards versus Nicholls State (11/24)... Breakout game in her fourth-straight start, finishing with career highs of 20 points and two blocks versus Boston College (1/18)... Also had a pair of blocks versus Wake Forest (2/8)... Played all 40 minutes versus Georgia Tech (2/15) for the first time in her career, finishing just shy of a double-double with 11 points, nine rebounds and a career-high four assists... Nearly posted a double-double in the previous game at Boston College (2/11), finishing with 16 points and eight boards... Grabbed five-or-more rebounds in 17 games, including in eight of the last 12... Made her first career start versus Indiana (11/25) and had her first double-figure scoring game with 11 points against Jackson State (12/1).

PRIOR TO MIAMI

A four-year varsity letterwinner in basketball and a three-year letterwinner in volleyball... Averaged 15 points, seven rebounds, three assists, two steals and nearly two blocks per game throughout her high school career... Earned First Team All-Georgia State and First Team All-Coastal Empire honors as a senior in 2005-06... Named the District Player of the Year and earned second team all-state honors as a junior in 2004-05... A second team all-district selection in 2003-04 and an All-Coastal Empire Honorable Mention pick in 2002-03... Led Bradwell Institute to the quarterfinals of the 2005-06 state tournament.

CAREER STATISTICS

YEAR	GP-GS	MIN	AVG	FG-A	PCT	3FG-A	PCT	FT-FTA	PCT	REB	AVG	AST	TO	BLK	STL	PTS	AVG
2006-07	30-20	837	27.9	75-218	.344	11-42	.262	55-95	.579	146	4.9	32	64	14	23	216	7.2
2007-08	29-19	616	21.2	61-167	.365	6-29	.207	42-66	.636	98	3.4	26	47	18	18	170	5.9
TOTAL	59-39	1453	24.6	136-385	.353	17-71	.239	97-161	.602	244	4.1	58	111	32	41	386	6.5

PERSONAL

A finance major... Comes from a military family and moved nearly every two-and-a-half years... An honor student throughout high school... Enjoys sleeping, listening to music and talking on the phone... Cousin Aquenda Clark played women's basketball at Florida A&M and Aquenda's husband Marin "Bootsy" Thornton played at St. John's.

MORE ABOUT U...

- **Nickname:** Cupcake, Baywatch, Champagne
- **Superpower I would want:** Flying
- **TV Show I would want to be on:** Family Guy
- **Two words that best describe me:** Fresh and Original
- **Favorite movie from this past year:** Hancock
- **Where I see myself in ten years:** Playing overseas
- **My life's theme song:** "Never Would Have Made It" Marvin Sapp
- **Favorite Meierism (Coach Meier saying):** "Confidence is knowing the next thing that happens is going to be positive."
- **Favorite sport other than basketball:** Volleyball
- **My dream car:** Night blue BMW 760 on chrome rims
- **Dangerous thing I would do if there were no risks:** Sky dive
- **Place in the world I would help:** The homeless in the United States

CAREER HIGHS

Points	20 (vs. Boston College, 1/18/07)
FGM	8 (vs. Boston College, 1/18/07)
FGA	15* (vs. Wake Forest, 2/8/07)
3PT FGM	2 (at San Francisco, 11/19/06)
3PT FGA	5 (at San Francisco, 11/19/06)
FTM	8 (vs. Clemson, 1/28/07)
FTA	10 (at Clemson, 1/10/08)
Rebounds	11* (vs. Clemson, 1/28/07)
Assists	4 (vs. Georgia Tech, 2/15/07)
Steals	4 (at Florida State, 2/28/08)
Blocks	2* (vs. Wake Forest, 2/24/08)
Minutes	40 (vs. Georgia Tech, 2/15/07)

* Recorded more than once with most recent listed.

Canes

Briyana Blair



Play it Forward

"When you overcome an obstacle, there is no being lazy or regressing... Always heading in the right direction."



Briyana Blair 21

5-10 | Sophomore | Guard/Forward | Orlando, Fla. | Boone HS



2007-08 (FRESHMAN)

Played in 21 games on the season... Averaged 2.0 points and 1.0 rebounds per game... Scored six points versus Maine (12/29)... Picked up three steals versus Central Florida (12/2)... Had career-highs in points (7) and steals (3) at Wisconsin-Milwaukee (11/28)... Scored three points and had four assists versus Fordham (11/23)... Scored first collegiate point against Michigan (11/19).

PRIOR TO MIAMI

Ranked among Florida's top-15 players by FloridaHoops.com... Averaged 13.5 points, 4.5 rebounds, 3.6 assists and 3.6 steals per

game as a senior to lead William R. Boone High School to its second-straight Class 6A state tournament semifinals... Earned First Team All-State honors by the Florida Sports Writers Association and was the 2007 Metro Conference Player of the Year... Holds school record for single-season steals... Also a two-time all-state honorable mention selection and a 2006 All-Central Florida and All-Orange County First Team pick as a junior after averaging 12.0 points and 4.8 rebounds per game en route to Boone's third-straight district title... Back-to-back region champs... Also excelled among the nation's top competition as a member of the Orlando Comet Red, winning the 2006 AAU National Championship... Earned four letters in basketball, three in track & field and one in cross country... Ran on the 4x100-meter relay that placed fourth at states.

PERSONAL

A physical therapy major... Has two brothers, including Garfield (21), who plays basketball for Stetson University... Father, Garfield, coached her AAU team that won the 2006 national championship... Also recruited by schools such as Clemson, Oklahoma and UCLA... Off the court, enjoys sleeping and watching Disney movies... At Boone, was a member of the National Honor Society and Spanish Honor Society... Is the UM team academic captain for the 2008-09 season.

MORE ABOUT U...

- **Nickname:** Bri
- **Superpower I would want:** To heal
- **TV Show I would want to be on:** The Amazing Race
- **Favorite movie from this past year:** Baby Mama
- **Where I see myself in ten years:** With a family of my own
- **Pet Peeves:** People who wake me up
- **My life's theme song:** "I Can Only Imagine" Mercy Me
- **Favorite Meierism (Coach Meier saying):** "Now that's funny." (And no one is laughing but her)
- **Favorite sport other than basketball:** Tennis
- **My dream car:** A car that gets 150 miles to the gallon
- **Favorite TV Show:** Desperate Housewives
- **Dangerous thing I would do if there were no risks:** Catch a live giant squid
- **My ideal day would include:** A day at the spa relaxing
- **Place in the world I would help:** Jamaica

CAREER HIGHS

Points	7 (at UW-Milwaukee, 11/28/07)
FGM	3 (at UW-Milwaukee, 11/28/07)
FGA	5 (vs. FIU, 12/4/07)
3PT FGM	1 (at Wake Forest, 2/24/08)
3PT FGA	2 (vs. Central Florida, 12/2/07)
FTM	2 (vs. Central Florida, 12/2/07)
FTA	5 (vs. Central Florida, 12/2/07)
Rebounds	5 (vs. Central Arkansas, 12/30/07)
Assists	4 (vs. Fordham, 11/23/07)
Steals	3* (vs. Central Florida, 12/2/07)
Blocks	N/A
Minutes	19 (at UW-Milwaukee, 11/28/07)

* Recorded more than once with most recent listed.

CAREER STATISTICS

YEAR	GP-GS	MIN	AVG	FG-A	PCT	3FG-A	PCT	FT-FTA	PCT	REB	AVG	AST	TO	BLK	STL	PTS	AVG
2007-08	21-0	171	8/1	16-40	.400	2-7	.286	7-13	.538	22	1.0	14	24	0	11	41	2.0
TOTAL	21-0	171	8/1	16-40	.400	2-7	.286	7-13	.538	22	1.0	14	24	0	11	41	2.0

"Canes"

Damisha Moore



Play it Forward

"Forgetting those things that are behind you and looking to what is ahead of me."



Damisha Moore 0

5-8 | Sophomore | Guard | Cartersville, Ga. | Cartersville HS



2007-08 (FRESHMAN)

Played in 18 games, starting three... Had her best game of the season, collecting career-highs in field goals (4), rebounds (10) and minutes played (25), in her first collegiate start at Florida State (2/28)... Scored seven points at NC State (2/14)... Recorded then season-highs in points (8), rebounds (5) and minutes played (22) at Boston College (2/3)... Scored six points with four rebounds at Maryland (1/31).

PRIOR TO MIAMI

A three-time letterwinner at Cartersville, averaging 26.0 points and 12.0 rebounds over her sophomore and junior seasons, including a 27 point, 11 rebound per game average in 2006... Two-time Region 6AAA Player of the Year, two-time Northwest Georgia Tip-off Club Player of the Year and a two-time selection to the Atlanta Journal Constitution All-State First Team.

PERSONAL

An education and Africana studies major, with aspirations to teach... Has one sister... Off the court, enjoys reading... Is a women's basketball representative on the SAAC committee.

MORE ABOUT U...

- **Nickname:** Misha
- **Superpower I would want:** Fly
- **Coach I would trade places with:** Coach Meier
- **TV Show I would want to be on:** Anything on ESPN
- **Two words that best describe me:** Amazingly passionate
- **Favorite movie from this past year:** Hancock
- **Where I see myself in ten years:** Teaching
- **Pet Peeves:** Ignorance
- **My life's theme song:** "Survivor" Destiny's Child
- **Favorite Meierism (Coach Meier saying):** "With accomplishment comes confidence, so achieve something."
- **Favorite sport other than basketball:** Football
- **My dream car:** Range Rover
- **Favorite TV Show:** Gilmore Girls
- **Dangerous thing I would do if there were no risks:** Jump off the Empire State Building
- **My ideal day would include:** Reading, eating and sleeping
- **Place in the world I would help:** As many countries in Africa as I could

CAREER HIGHS

Points	7 (at UW-Milwaukee, 11/28/07)
FGM	3 (at UW-Milwaukee, 11/28/07)
FGA	5 (vs. FIU, 12/4/07)
3PT FGM	1 (at Wake Forest, 2/24/08)
3PT FGA	2 (vs. Central Florida, 12/2/07)
FTM	2 (vs. Central Florida, 12/2/07)
FTA	5 (vs. Central Florida, 12/2/07)
Rebounds	5 (vs. Central Arkansas, 12/30/07)
Assists	4 (vs. Fordham, 11/23/07)
Steals	3* (vs. Central Florida, 12/2/07)
Blocks	N/A
Minutes	19 (at UW-Milwaukee, 11/28/07)

* Recorded more than once with most recent listed.

CAREER STATISTICS

YEAR	GP-GS	MIN	AVG	FG-A	PCT	3FG-A	PCT	FT-FTA	PCT	REB	AVG	AST	TO	BLK	STL	PTS	AVG
2007-08	18-3	225	12.5	25-69	.362	3-22	.136	4-5	.800	22	1.0	44	15	4	4	57	3.2
TOTAL	18-3	225	12.5	25-69	.362	3-22	.136	4-5	.800	22	1.0	44	15	4	4	57	3.2

"Canes"

Vitalija Vasciunaite



Play it Forward

"Staying confident all the time and moving forward by reaching your goals."



Vitalija Vasciunaite 30

5-8 | Sophomore | Guard | Vilnius, Lithuania | Miller School (Va.)



2007-08 (FRESHMAN)

Played in 15 games on the season... Averaged 2.0 points and 0.3 rebounds per game... Made first collegiate free-throws at Wisconsin-Milwaukee (11/28)... Recorded career-highs in points (12) and made three-pointers (4) versus Fordham (11/23)... Scored first collegiate points versus Michigan (11/19)... Recorded a block in season opener versus Florida Atlantic (11/9).

PRIOR TO MIAMI

As a senior, averaged 21.1 points, 4.7 rebounds and 2.7 assists per game for the Miller School in Charlottesville, Va.,

leading the Red Devils to a 22-2 record and the team's first berth in the Virginia Independent Schools Girls' Basketball Association (VISGBA) Division III State Championships... Scored a team-high 19 points in the finals en route to all-tournament team, first team all-state and Virginia Independent Schools Athletic Association (VISAA) Division III Player of the Year honors... The McDonald's All-America nominee also earned First Team All-Central Virginia and First Team All-Blue Ridge Conference accolades... As a junior in 2005-06, was named Blue Ridge Conference Player of the Year and first team all-conference and All-Central Virginia... As a sophomore in 2005-06, picked up first team all-state and All-Central Virginia honors for the first time... Also plays for the Lithuanian National Team, and competed with the fifth-placing Under-18 team at the 2006 European Championships in Tenerife, Spain, averaging 7.4 points, 2.3 rebounds and 2.0 assists over eight games—including highs of 16 points and six rebounds versus France... Also played volleyball and ran cross country at the Miller School.

PERSONAL

A business major who would like to play professional basketball... Has a younger brother... Also recruited by schools such as Penn State, Seton Hall and Wake Forest.

MORE ABOUT U...

- **Nickname:** V, VV
- **Superpower I would want:** To be able to teleport myself anywhere at any time
- **Coach I would trade places with:** Coach Meier
- **TV Show I would want to be on:** Prison Break
- **Two words that best describe me:** Crazy Lithuanian
- **Favorite movie from this past year:** Stop-Loss
- **Where I see myself in ten years:** In the mountains, owning a hotel and making money
- **Pet Peeves:** Talking behind people's back, dishonesty
- **My life's theme song:** "Freedom" E. Masyte
- **Favorite Meierism (Coach Meier saying):** "We are us"
- **Favorite sport other than basketball:** Soccer
- **My dream car:** BMW
- **Favorite TV Show:** House
- **Dangerous thing I would do if there were no risks:** Ride a motorcycle
- **My ideal day would include:** A trip across the ocean on a boat with my family
- **Place in the world I would help:** A country in need in Africa

CAREER HIGHS

Points	12 (vs. Fordham, 11/23/07)
FGM	4 (vs. Fordham, 11/23/07)
FGA	7 (vs. Fordham, 11/23/07)
3PT FGM	4 (vs. Fordham, 11/23/07)
3PT FGA	6 (vs. Fordham, 11/23/07)
FTM	2 (at UW-Milwaukee, 11/28/07)
FTA	2 (at UW-Milwaukee, 11/28/07)
Rebounds	1* (vs. Central Arkansas, 12/30/07)
Assists	1* (vs. Central Arkansas, 12/30/07)
Steals	1* (at UW-Milwaukee, 11/28/07)
Blocks	1 (vs. Florida Atlantic, 11/9/07)
Minutes	10 (vs. Fordham, 11/23/07)

* Recorded more than once with most recent listed.

CAREER STATISTICS

YEAR	GP-GS	MIN	AVG	FG-A	PCT	3FG-A	PCT	FT-FTA	PCT	REB	AVG	AST	TO	BLK	STL	PTS	AVG
2007-08	15-0	63	4.2	10-35	.286	8-26	.308	2-2	1.000	4	0.3	14	4	1	3	30	2.0
TOTAL	15-0	63	4.2	10-35	.286	8-26	.308	2-2	1.000	4	0.3	14	4	1	3	30	2.0

Canes



Epiphany Woodson

Play it Forward

"Learn from past mistakes but DO NOT let them affect present or future events... Press play, never rewind"

Epiphany Woodson 32

5-8 | Sophomore | Guard | Charlotte, N.C. | Providence Day School



2007-08 (FRESHMAN)

Led all freshman with 29 games played, starting 18... Scored 6.4 points and recorded 2.6 rebounds per game... Second of all returners with 55 assists behind LaToya Cunningham... Hit game-winning three pointer in win over Georgia Tech, also recorded a career-high with 16 points and four made three-pointers (2/7)... Tied a career-high with 14 points versus Florida State (1/24)... Scored 11 points versus Virginia (1/21)... Scored 10 points and dished out a career-high six assists versus Charleston Southern (1/2)... Scored a 14 points versus Central Arkansas (12/30)... Score double-digit points (11) for the first time in her career versus Houston (12/8)... Scored nine points versus Florida International (12/4)... Scored seven points with five assists at Wisconsin-Milwaukee (11/28)... Dished out three assists versus Fordham (11/23)... Recorded two steals versus Michigan (11/19)... Scored six points versus Jacksonville (11/13)... Pulled down a career-high eight rebounds (11/9)

PRIOR TO MIAMI

Averaged 7.5 points, 5.2 assists and 2.2 steals per game as a senior to lead her team to its third-straight North Carolina Independent Schools Athletic Association (NCISAA) 3A title... Selected Mecklenburg County's Player of the Year and was named to the All-Observer Team, All-Mecklenburg County First Team and North Carolina Associated Press All-State Second Team... Also earned her fourth-straight All-CISAA and her third-straight All-NCISAA accolades... Considered one of the best players coming out of the 2007 class and was ranked by Scout.com as the No. 3 senior in North Carolina, the No. 53 guard in the country and among the top 100 players regardless of position... Regarded as the No. 71 player overall by the All-Star Girls Report and is a 2006-07 Street and Smith Preseason Honorable Mention All-American and a 2007 McDonald's All-America nominee... As a junior, averaged nine points, five assists and two rebounds per game to help Providence Day to 29-1 overall record and a state championship... Selected tournament MVP at the prestigious Crescent Bank Holiday Invitational held annually in Myrtle Beach, S.C... A four-year varsity letterwinner in basketball, finishing her prep career with over 1,000 points.

PERSONAL

A liberal arts major... One of seven siblings... Also recruited by schools such as Clemson, Georgia Tech and Wake Forest... Named to Providence Day's Honor Roll all four years.

MORE ABOUT U...

- **Nickname:** Pip
- **Superpower I would want:** The ability to see the future
- **Coach I would trade places with:** Anne Donovan
- **TV Show I would want to be on:** MTV Cribs
- **Two words that best describe me:** Analytical, Stylish
- **Favorite movie from this past year:** Vantage Point
- **Where I see myself in ten years:** Coaching College Basketball
- **Pet Peeves:** When someone begins to tell me something and doesn't finish their story or thought
- **My life's theme song:** "Tomorrow " (A Better You, A Better me) Quincy Jones w/ Tevin Campbell
- **Favorite Meierism (Coach Meier saying):** "THAT'S BIG TIME!"
- **My dream car:** A souped up Lamborghini
- **Favorite TV Show:** Intervention
- **Dangerous thing I would do if there were no risks:** Jump off the Empire State Building and try to fly.
- **Place in the world I would help:** Jamaica

CAREER HIGHS

Points	16 (vs. Georgia Tech, 2/7/08)
FGM	6* (vs. Florida State, 1/24/08)
FGA	13 (at Wake Forest, 2/24/08)
3PT FGM	4 (vs. Georgia Tech, 2/7/08)
3PT FGA	8 (at Wake Forest, 2/24/08)
FTM	3 (vs. Virginia, 1/21/08)
FTA	5 (vs. Virginia, 1/21/08)
Rebounds	8 (vs. Florida Atlantic, 11/9/07)
Assists	6 (vs. Charleston Southern, 1/2/08)
Steals	3 (vs. Georgia Tech, 2/7/08)
Blocks	N/A
Minutes	37 (vs. Virginia, 1/21/08)

* Recorded more than once with most recent listed.

CAREER STATISTICS

YEAR	GP-GS	MIN	AVG	FG-A	PCT	3FG-A	PCT	FT-FTA	PCT	REB	AVG	AST	TO	BLK	STL	PTS	AVG
2007-08	29-18	735	25.3	71-218	.326	23-88	.261	21-31	.677	74	2.6	55	39	0	28	186	6.4
TOTAL	29-18	735	25.3	71-218	.326	23-88	.261	21-31	.677	74	2.6	55	39	0	28	186	6.4

Canes



Play it Forward

"Don't dwell on the past, but strive for an outstanding present and future"

Ashley Sours 22

6-5 | Junior | Center | Glendale, Ariz. | Cactus/Central Arizona CC



PRIOR TO MIAMI

Led Central Arizona to the NJCAA Final Four in both her freshman and sophomore seasons... Was named third team All-American as a sophomore as her team finished as the national runner-up... Her senior season of high school, was named the 4A/5A All-State Big Player of the Year, the Wells Fargo 4A Region Player of the Year, first team All-State, team captain, Arizona Republic All-Star Basketball Classic MVP and first team all-region... School's scoring leader with 1883 points, scored 50 points in one game... led team to a 30-1 overall record and a state championship... Her junior season was named region player of the year and first team all-state... Become first junior to

score 1000 points at school and led team to a state runner-up finish.

PERSONAL

A sports administration major... Has a younger brother, Trevor (18)... Chose Miami because she felt the coaches were up front with her and she liked the beauty and diversity on campus... Daughter of Joy Sours.

MORE ABOUT U...

- **Nickname:** Sours, Ash, Salt
- **Superpower I would want:** Mind reading
- **Coach I would trade places with:** Coach Meier
- **TV Show I would want to be on:** Real World
- **Two words that best describe me:** Goofy, Outgoing
- **Where I see myself in ten years:** Playing or coaching basketball
- **Pet Peeves:** Fake people, people that hang up, liars
- **Favorite sport other than basketball:** Football
- **My dream car:** All black Range Rover
- **Favorite TV Show:** The Hills
- **Dangerous thing I would do if there were no risks:** Sky Dive
- **My ideal day would include:** Sleeping at the beach
- **Place in the world I would help:** New Orleans



Play it Forward

"No matter the mistakes you make during the game, go to the next play and work even harder"

Sylvia Bullock 34

6-2 | Freshman | Forward | Anchorage, Alaska | South Anchorage



PRIOR TO MIAMI

Averaged a double-double every season since her freshman year... First team all-conference and first team all-state her senior season... Alaska Gatorade Player of the Year... Diamond Lady Lynx Tournament MVP and a member of the state all-tournament team... Her team was the conference runner-up and Diamond Lady Lynx Tourment champions as well as a participant in the state tournament... Was named first team all-conference and second team all-state as a junior... Elected team captain and voted team MVP... Was a member of the conference champions while being named second team all-state her freshman and sophomore seasons... Conference MVP her sopho-

more season... Named to the state tournament all-freshman team as she helped her team to a state runner-up finish... Participated in cross country, softball and cheerleading as well... State champion and record holder as a member of the track and field team in the triple jump her sophomore year... Also was an all-conference member of the volleyball team... Elected secretary of her senior class.

PERSONAL

Intends to major in business/finance... One of seven siblings... Chose Miami because of the "U" family, diversity and great academics... Daughter of Clarence and Roxanne.

MORE ABOUT U...

- **Nickname:** Alaska, Pepper
- **Superpower I would want:** Strength
- **Coach I would trade places with:** Coach Hall
- **TV Show I would want to be on:** Saturday Night Live
- **Favorite movie from this past year:** Wanted
- **Where I see myself in ten years:** Successful lawyer
- **Pet Peeves:** Liars and nail biters
- **My life's theme song:** "Super Woman" Alicia Keys
- **Favorite Meierism (Coach Meier saying):** "I'm funny...laugh"
- **Favorite sport other than basketball:** Track and field
- **My dream car:** Mustang
- **Favorite TV Show:** America's Next Top Model
- **Dangerous thing I would do if there were no risks:** Sky Dive
- **My ideal day would include:** Family, friends, Love & Basketball
- **Place in the world I would help:** Africa



Rikiah Gatlin 45

6-2 | Freshman | Center | Fort Campbell, Ky. | Christian County



PRIOR TO MIAMI

Named her team's captain and MVP her senior season... An all-state honorable mention and all-region performer... Selected to the Kentucky New Era All-Tournament Team... Led team to the regional finals her senior year... Named all district and all-region her junior year... Her team advanced to the district finals in both her junior and sophomore seasons... A four time letter winner in basketball, three time in track and field (shot put) and twice in volleyball.

PERSONAL

Undecided on a major... Has an older brother Sal (22) and younger sister Dymond (12)... Chose Miami because of the family atmosphere and the way the coaches treated her.

MORE ABOUT U...

- **Nickname:** Kiah
- **Superpower I would want:** Mind reading
- **Coach I would trade places with:** Coach Meier
- **TV Show I would want to be on:** Real World
- **Two words that best describe me:** Different, Hardworking
- **Favorite movie from this past year:** Death Race
- **Where I see myself in ten years:** Successful
- **Favorite Meierism (Coach Meier saying):** "Whatcha know?"
- **Favorite sport other than basketball:** Volleyball
- **My dream car:** Mustang, but I'm too tall
- **Favorite TV Show:** Anything on MTV
- **Place in the world I would help:** America



Shenise Johnson 42

5-11 | Freshman | Guard/Forward | Henrietta, N.Y. | Rush-Henrietta



PRIOR TO MIAMI

Named McDonald's All-American, WBCA All-American, Roberts Wesleyan Women of the Year, New York Miss Basketball, Section V, Western Regional and State Championship Most Valuable Player her senior season, in leading her team to a third straight state championship... Her junior season was named Section V, West Regional and State Championship MVP... Broke the school career record for points and rebounds... Was a member of the gold medal winning team at the Empire State Games... Holds school records for points and rebounds in a game.

PERSONAL

Intends to major in psychology... The middle of three siblings... Chose Miami because of the diversity and felt close with the players and the coaches cared about her as a person... Daughter of Michelle Reeves.

MORE ABOUT U...

- **Nickname:** Moe Moe
- **Superpower I would want:** To fly, so I can get away from issues and people, etc.
- **Coach I would trade places with:** Coach Hall, she gets all the gear
- **TV Show I would want to be on:** Proud Family
- **Two words that best describe me:** Humorous and Honest
- **Favorite movie from this past year:** Tyler Perry's Why Did I Get Married
- **Where I see myself in ten years:** Playing professionally and continuing my education
- **My life's theme song:** "Lose Yourself" Eminem
- **Favorite sport other than basketball:** Football
- **My dream car:** All black Range Rover with silver outline
- **Favorite TV Show:** Law & Order and Proud Family
- **Dangerous thing I would do if there were no risks:** Sky diving, Rocky Mountain climbing
- **My ideal day would include:** Theme park, food, sleep
- **Place in the world I would help:** America, this is where I call home. I would help us first

"Canes"



Play it Forward

Forget about the last play, play it forward and try not to make the same mistake.

Riguna Williams **1**

5-8 | Freshman | Guard | Pahokee, Fla. | Pahokee



PRIOR TO MIAMI

Elected team MVP and captain by her teammates both her junior and senior seasons... Was named first team all-state her senior season... Scored a school record of 55 points against the defending state champions and averaged 32.5 points per game... Has five letters in basketball, flag football and track and field... Named to the honor roll her final year at Pahokee High School.

PERSONAL

Intends to major in sports administration... The youngest of five siblings... Chose Miami because she was treated like family and its close to her home and family... Daughter of Shirley Williams.


MORE ABOUT U...

- **Nickname:** Bay-Bay
- **Superpower I would want:** Read Minds
- **Coach I would trade places with:** Coach Hall and Pat Summitt
- **TV Show I would want to be on:** One on One
- **Favorite movie from this past year:** Wanted
- **Where I see myself in ten years:** Playing in the WNBA or overseas
- **Pet Peeves:** People touching me
- **My life's theme song:** "Dreamin" Young Jeezy and Keysha Cole
- **Favorite Meierism (Coach Meier saying):** "You're very special"
- **Favorite sport other than basketball:** Football
- **My dream car:** 745 BMW
- **Favorite TV Show:** All of Us
- **Dangerous thing I would do if there were no risks:** Swim with sharks
- **My ideal day would include:** Hanging out with Michael Jordan
- **Place in the world I would help:** Africa

U Family



Drake and Sebastian



Matheson Hammock



Ibis Fun



D. Barnes, Coach, Misha

U Family



All-Photogenic Team

Most intellectual: Damisha Moore, 6 votes

Most accident prone: Briyana Blair, 6 votes



Pip and Coach Meier



Bri and Sebastian



Don't fall in

Has the best laugh: LaToya Drake and Shenise Johnson, 2 votes

Most school spirit: LaToya Cunningham, 5 votes

"Canes"

U Family



Zo's Summer Groove



Maurita Reid Senior Night



Tamara James Clinic

Best all-around athlete:
Diane Barnes, 4 votes



Amy and Ashley



The U

Most likely to become President:
Damisha Moore, 8 votes



Top Down



Joyce Galya

In loving memory of Joyce Galya.

Thank you for years of commitment and service as a member of our family. You will be truly missed.



Thanks for the memories

Best dressed: Epiphany Woodson, 8 votes

Most likely to become a coach: LaToya Cunningham, 11 votes



"Canes"

Thanks for the lift



Staff Retreat '08



Muscle vs. Feathers



Carla Williams Senior Night

Primed for a breakout season: LaToya Drake, 5 votes

Loudest on the team bus: Lamese James, 7 votes

U Family



Just Another Beach Day



Toya and Coach

Most likely to star in a movie: Lamese James, 8 votes

Never seen without her i-Pod: Epiphany Woodson, 6 votes



The All-Academic Team



Golf Tournament



Carla and Coach



Rita and Coach

2008-09 Opponents

Lamese James



Opponents

2008-09 Opponents



Tara A. Owens



Ebony Gibbs



Matt Bollant



Rachel Porath



Joe Curl



Courtney Taylor



GAME 1: NORFOLK STATE

Nov. 14, Coral Gables, Fla.

General Information

Location Norfolk, Va.
 Founded 1935
 Enrollment 6,200
 Nickname Spartans
 Colors Green and Gold
 Conference Mid-Eastern Athletic
 President Dr. Carolyn W. Meyers
 Athletic Director Marty L. Miller
 Home Court Echols Hall
 Capacity 7,000

Coaching Staff

Head Coach Tara A. Owens
 Alma Mater Virginia State, '93
 Record at School 5-23 (1)
 Career Record 97-175 (11)
 Assistant Coach Malika Willis

2007-08 Review

Overall Record 5-23
 Conference Conference/Finish 1-15/11
 Postseason N/A
 Final Ranking N/A
 Letterwinners R/L 6/1
 Starters R/L 4/1
 Top Returner Ebony Gibbs (5-6, Sr., G)
 9.7 ppg, 5.9 rpg

Series Information

Series Record First Meeting

Sports Information

WBB SID Karen M. Carty
 E-mail kmcart@nsu.edu
 Office (757) 823-2628
 Fax (757) 823-8218
 Website www.nsu.edu/athletics

GAME 2: GREEN BAY

Nov. 16, Coral Gables, Fla.

General Information

Location Green Bay, Wis.
 Founded 1965
 Enrollment 5,416
 Nickname Phoenix
 Colors Green, White, and Red
 Conference Horizon League
 President Dr. David J. Ward
 Athletic Director Ken Bothof
 Home Court Kress Center
 Capacity 4,018

Coaching Staff

Head Coach Matt Bollant
 Alma Mater Wiona State, '94
 Record at School 26-6 (1)
 Career Record 160-44 (5)
 Assistant Coaches Mike Divilbiss
 Amanada Leonhard, Sarah Bronk, Emily Johnson

2007-08 Review

Overall Record 26-6
 Conference Conference/Finish 17-1/1
 Postseason N/A
 Final Ranking N/A
 Letterwinners R/L 10/2
 Starters R/L 4/1
 Top Returner Rachel Porath (5-10, Sr., G)
 13.3 ppg, 5.2 rpg

Series Information

Series Record 1-0, Green Bay
 Last Meeting 11/30/02
 Outcome 83-72, Green Bay
 Streak Green Bay, 1 game

Sports Information

WBB SID Sheila Blackman
 E-mail blackmas@uwgb.edu
 Office (920) 465-5759
 Cell (920) 819-5029
 Fax (920) 465-2357
 Website www.uwgbathletics.com

GAME 3: HOUSTON

Nov. 21, Houston, Texas

General Information

Location Houston, Texas
 Founded 1927
 Enrollment 34,663
 Nickname Cougars
 Colors Scarlet & White with Navy trim
 Conference Conference USA
 President Dr. Runu Khator
 Athletic Director Dr. Richard Scamell
 Home Court Hofheinz Pavilion
 Capacity 8,479
 Press Row (713) 743-9414

Coaching Staff

Head Coach Joe Curl
 Alma Mater Wayne State, 1978
 Record at School 157-142 (10)
 Career Record 295-242 (18)
 Assistant Coaches Wade Scott
 Amanda Barksdale, Elena Lovato

2007-08 Review

Overall Record 15-16
 Conference Conference/Finish 9-7/4
 Postseason N/A
 Final Ranking N/A
 Letterwinners R/L 9/5
 Starters R/L 2/3
 Top Returner Courtney Taylor (6-0, So., G/F)
 10.1 ppg, 8.6 rpg

Series Information

Series Record 5-1, Houston
 Last Meeting 12/19/06
 Outcome 82-73, Houston
 Streak Houston, 5 games

Sports Information

WBB SID Adam Quisenberry
 E-mail aquisenb@central.uh.edu
 Office (713) 743-9404
 Fax (713) 743-9411
 Website www.UHCougars.com

2008-09 Opponents



Cindy Russo



Minika Bosilj



GAME 4: FIU

Nov. 25, Miami, Fla.

General Information

Location Miami, Fla.
 Founded 1965
 Enrollment 38,000
 Nickname Golden Panthers
 Colors Blue and Gold
 Conference Sun Belt
 President Dr. Modesto A. Maidique
 Athletic Director Pete Garcia
 Home Court FIU Arena
 Capacity 5,000
 Press Row (305) 348-3702

Coaching Staff

Head Coach Cindy Russo
 Alma Mater Old Dominion, '75
 Record at School 582-262 (29)
 Career Record 622-284 (31)
 Associate Head Coach Inge Nissen
 Assistant Coaches Desma Thomas-Bateast,
 Joanne Aluka-White

2007-08 Review

Overall Record 13-18
 Conference Conference/Finish 8-10/4
 Postseason N/A
 Final Ranking N/A
 Letterwinners R/L 10/3
 Starters R/L 2/3
 Top Returner Monika Bosilj (5-10, Jr., G)
 11.4 ppg, 4.7 rpg

Series Information

Series Record 32-20, UM
 Last Meeting 12/5/06
 Outcome 83-78, FIU
 Streak FIU, 1 game

Sports Information

WBB SID Brett Rybak
 E-mail brybak@fiu.edu
 Office (305) 348-6024
 Fax (305) 348-2963
 Website www.fiusports.com



Carrie Daniels



Ashley Herring



GAME 5: AUSTIN PEAY

Nov. 28, Coral Gables, Fla.

UM Thanksgiving Tournament

General Information

Location Clarksville, Tenn.
 Founded 1927
 Enrollment 9,207
 Nickname Lady Goves
 Colors Red and White
 Conference Ohio Valley
 President Timothy Hall
 Athletic Director David Loos
 Home Court Dunn Center (David Aaron Arena)
 Capacity 7,257

Coaching Staff

Head Coach Carrie Daniels
 Alma Mater Austin Peay, '96
 Record at School 16-41 (2)
 Career Record 16-41 (2)
 Assistant Head Coaches Marcus Payne
 Lapeila Doss, Charlotte Marshall

2007-08 Review

Overall Record 6-21
 Conference Conference/Finish 3-15/11
 Postseason N/A
 Final Ranking N/A
 Letterwinners R/L 6/6
 Starters R/L 3/2
 Top Returner Ashley Herring (5-9, So., G)
 10.7 ppg, 5.8 rpg

Series Information

Series Record 1-0, UM
 Last Meeting 1/4/82
 Outcome 74-52, UM
 Streak UM, 1 game

Sports Information

WBB SID Cody Bush
 E-mail bushc@apsu.edu
 Office (931) 221-7561
 Fax (931) 221- 7562
 Website www.LetsGoPeay.com



Angela Jackson



Jasmin Dixon



GAME 6: CHICAGO STATE (POSSIBLE)

Nov. 29, Coral Gables, Fla.

UM Thanksgiving Tournament

General Information

Location Chicago, Ill.
 Founded 1867
 Enrollment 7,200
 Nickname Cougars
 Colors Evergreen and White
 Conference Independent
 President Dr. Frank Pogue
 Athletic Director Studie Davis
 Home Court Emil & Patricia Jones Convocation
 Capacity 7,000

Coaching Staff

Head Coach Angela Jackson
 Alma Mater Old Dominion, '91
 Record at School 58-84 (5)
 Career Record 58-84 (5)
 Assistant Coaches Gwen Burton,
 Tom O'Donnell, Renada Blackburn

2007-08 Review

Overall Record 16-13
 Conference Conference/Finish N/A
 Postseason N/A
 Final Ranking N/A
 Letterwinners R/L 7/1
 Starters R/L 4/1
 Top Returner Jasmin Dixon (5-9, Sr., G)
 17.7 ppg, 6.4 rpg, 3.9 apg

Series Information

Series Record First Meeting

Sports Information

WBB SID Corey Miggins
 E-mail cmiggins@csu.edu
 Office (773) 995-2217
 Fax (773) 821-4961
 Website www.gocsucougars.com

Opponents

2008-09 Opponents



Jennifer Mountain



Sara Majors



GAME 6: SANTA CLARA (POSSIBLE)

Nov. 29, Coral Gables, Fla.
UM Thanksgiving Tournament

General Information

Location Santa Clara, Calif.
Founded 1851
Enrollment 8,685
Nickname Broncos
Colors Red and White
Conference West Coast Conference
President Rev. Paul Locatelli, S.J.
Athletic Director Dan Coonan
Home Court Leavey Center
Capacity 4,500

Coaching Staff

Head Coach Jennifer Mountain
Alma Mater Gonzaga, '91
Record at School First Season
Career Record First Season
Assistant Coaches J.R. Payne
Tamara Inoue, Leigh Gregory

2007-08 Review

Overall Record 20-11
Conference Conference/Finish 8-6/2
Postseason N/A
Final Ranking N/A
Letterwinners R/L 6/3
Starters R/L 2/3
Top Returner Sara Majors (5-9, Sr., G)
. 8.2 ppg, 5.5 rpg

Series Information

Series Record 1-0, UM
Last Meeting 11/15/06
Outcome 85-83, UM
Streak UM, 1 game

Sports Information

WBB SID Sabrina Polidoro
E-mail spolidoro@scu.edu
Office (408) 554-4659
Fax (408) 554-6942
Website www.SantaClaraBroncos.com



LeDawn Gibson



Deidra Jones



GAME 7: FLORIDA A&M

Dec. 1, Coral Gables, Fla.

General Information

Location Tallahassee, Fla.
Founded 1887
Enrollment 10,500
Nickname Rattlers
Colors Orange and Green
Conference Mid-Eastern Athletic Conference
President Dr. James Ammons
Athletic Director William Hayes
Home Court Gaither Gym
Capacity 3,365

Coaching Staff

Head Coach LeDawn Gibson
Alma Mater Warner Southern, '00
Record at School First Season
Career Record First Season
Assistant Coaches Latasha Shipman
Stephen Joyner

2007-08 Review

Overall Record 14-17
Conference Conference/Finish 3-13/t-8
Postseason N/A
Final Ranking N/A
Letterwinners R/L 8/3
Starters R/L 3/2
Top Returner Deidra Jones
. 14.4 ppg, 7.0 rpg

Series Information

Series Record 10-9, UM
Last Meeting 3/9/91
Outcome 73-44, UM
Streak UM, 2 games

Sports Information

WBB SID Ronnie Johnson
E-mail Ronnie.Johnson@fam.u.edu
Office (850) 599-3200
Fax (850) 599-3206
Website www.thefamurattlers.com



Felisha Legette-Jack



Whitney Thomas



GAME 8: INDIANA

Dec. 5, Coral Gables, Fla.

General Information

Location Bloomington, Ind.
Founded 1820
Enrollment 38,247
Nickname Hoosiers
Colors Cream and Crimson
Conference Big Ten
President Michael A. McRobbie
Athletic Director Rick Greenspan
Home Court Assembly Hall
Capacity 17,357

Coaching Staff

Head Coach Felisha Legette-Jack
Alma Mater Syracuse, '89
Record at School 37-29 (3)
Career Record 91-92 (7)
Associate Head Coach Katie Abrahamson-Henderson
Assistant Coaches Jose Mori,
. Marc Wilson

2006-07 Review

Overall Record 18-15
Conference Conference/Finish 10-8/6
Postseason WNIT Second Round
Final Ranking N/A
Letterwinners R/L N/A
Starters R/L 10/1
Top Returner Whitney Thomas (6-0, Sr., F)
. 12.2 ppg, 8.7 rpg

Series Information

Series Record 1-0 UM
Last Meeting 11/25/06
Outcome 79-70, UM
Streak UM, 1 game

Sports Information

WBB SID Shana Daniels
E-mail sldaniel@indiana.edu
Office (812) 855-9402
Fax (812) 855-9401
Website www.iuhoosiers.com

2008-09 Opponents



Nicole Scholl



Laura Franceski



Joi Williams



Emma Cannon



Donnita Drain



Kourtney Sherman



GAME 9: BINGHAMTON

Dec. 13, Coral Gables, Fla.

General Information

Location Vestal, N.Y.
 Founded 1946
 Enrollment 14,368
 Nickname Bearcats
 Colors Dark Green, Black and White
 Conference American East
 President Dr. Lois B. DeFleur
 Director of Athletics Dr. Joel Thirer
 Home Court Events Center
 Capacity 5,142

Coaching Staff

Head Coach Nicole Scholl
 Alma Mater Moorehead State, '94
 Record at School First Season
 Career Record First Season
 Assistant Coaches Bernitha Johnson
 Bet Naumovski, Denique Graves

2007-08 Review

Overall Record 11-19
 Conference Conference/Finish 9-7/5
 Postseason N/A
 Final Ranking N/A
 Letterwinners R/L 8/6
 Starters R/L 3/2
 Top Returner Laura Franceski (6-2, Sr., C)
 9.4 ppg, 1.9 bpg

Series Information

Series Record First Meeting

Sports Information

WBB SID David O'Brian
 E-mail dobrian@binghamton.edu
 Office (607) 777-6800
 Fax (607) 777-4597
 Website www.bubearcats.com

GAME 10: UCF

Dec. 18, Orlando, Fla.

General Information

Location Orlando, Fla.
 Founded 1963
 Enrollment 48,699
 Nickname Golden Knights
 Colors Black and Gold
 Conference Conference USA
 President Dr. John C. Kitt
 Athletic Director Keith R. Tribble
 Home Court UCF Arena
 Capacity 10,000
 Press Row (407) 823-2477

Coaching Staff

Head Coach Joi Williams
 Alma Mater USF, '88
 Record at School 10-20 (1)
 Career Record 64-81 (5)
 Assistant Coaches Greg Brown
 Ronald Hughey, Courtney Locke

2007-08 Review

Overall Record 10-20
 Conference Conference/Finish 3-13/12
 Postseason N/A
 Final Ranking N/A
 Letterwinners R/L 8/3
 Starters R/L 4/1
 Top Returner Emma Cannon (6-2, So., F)
 11.7 ppg, 8.7 rpg

Series Information

Series Record 9-3, UM
 Last Meeting 12/20/05
 Outcome 82-72, UM
 Streak UM, 7 games

Sports Information

WBB SID Andrew Gavin
 E-mail agavin@athletics.ucf.edu
 Office (407) 823-2464
 Fax (407) 823-2477
 Website www.ucfathletics.com

GAME 11: GRAMBLING ST.

Dec. 21, Coral Gables, Fla.

General Information

Location Grambling, La.
 Founded 1901
 Enrollment 5,253
 Nickname Tigers
 Colors Black and Gold
 Conference Southwestern Athletic Conference
 President Dr. Horace A. Judson
 Director of Athletics Sharon Perkins
 Home Court Health and Physical Education Building
 Capacity 7,500

Coaching Staff

Head Coach Donnita Drain
 Alma Mater NW Oklahoma St., '90
 Record at School First Season
 Career Record 244-165 (14)
 Assistant Coaches Tony Greene
 TeNeisha McKinney

2007-08 Review

Overall Record 2-26
 Conference Conference/Finish 1-17/10
 Postseason N/A
 Final Ranking N/A
 Letterwinners R/L 9/8
 Starters R/L 5/0
 Top Returner Kourtney Sherman (5-10, Sr., G)
 10.5 ppg, 2.7 apg

Series Information

Series Record 2-1, Grambling
 Last Meeting 12/28/94
 Outcome 98-75, Grambling
 Streak Grambling, 1 game

Sports Information

WBB SID TBA
 E-mail TBA
 Office (318) 274-6562
 Fax (318) 274-2761
 Website gsutigers.com

Opponents

2008-09 Opponents



Dayna Smith



Jeomi Maduka



GAME 14: CORNELL

Jan. 2, Coral Gables, Fla.

General Information

Location Ithaca, N.Y.
 Founded 1865
 Enrollment 13,700
 Nickname Big Red
 Colors Carmelian Red and White
 Conference Ivy League
 President David J. Skorton
 Athletic Director J. Andrew Noel Jr.
 Home Court Newman Arena
 Capacity 4,473

Coaching Staff

Head Coach Dayna Smith
 Alma Mater Rhode Island, '96
 Record at School 62-10 (6)
 Career Record 62-10 (6)
 Assistant Coaches Val Klopfer,
 Dale Parker

2007-08 Review

Overall Record 20-9
 Conference Conference/Finish 11-3/T-1
 Postseason NCAA First Round
 Final Ranking N/A
 Letterwinners R/L 7/4
 Starters R/L 3/2
 Top Returner Jeomi Maduka
 14.1 ppg, 7.6 rpg

Series Information

Series Record First Meeting

Sports Information

WBB SID Julie Greco
 E-mail jag235@cornell.edu
 Office (607) 255-4688
 Fax (607) 255-9791
 Website www.cornellbigred.com



Cristy McKinney



Lele Hardy



GAME 15: CLEMSON

Jan. 5, Coral Gables, Fla.

General Information

Location Clemson, S.C.
 Founded 1889
 Enrollment 17,309
 Nickname Lady Tigers
 Colors Burnt Orange and Northwest Purple
 Conference ACC
 President James F. Barker
 Athletic Director Dr. Terry Don Phillips
 Home Court Littlejohn Coliseum
 Capacity 9,850
 Press Row (864) 654-3326

Coaching Staff

Head Coach Cristy McKinney
 Alma Mater NC State, '79
 Record at School 32-58 (3)
 Career Record 248-197 (15)
 Assistant Coaches A.G. Hall,
 Todd Steelman, Saudia Roundtree

2007-08 Review

Overall Record 12-19
 Conference Conference/Finish 4-10/9
 Postseason N/A
 Final Ranking N/A
 Letterwinners R/L 8/3
 Starters R/L 3/2
 Top Returner Lele Hardy (5-10, Jr., G/F)
 8.8 ppg, 7.1 rpg, 3.39 apg

Series Information

Series Record 3-3
 Last Meeting 1/10/08
 Outcome 66-61, UM
 Streak UM, 1 game

Sports Information

WBB SID Christine Long
 E-mail longc@clemson.edu
 Office (864) 656-1920
 Fax (864) 656-0299
 Website www.clemson.tigers.edu



Joanne P. McCallie



Chante Black



GAME 16: DUKE

Jan. 9, Durham, N.C.

General Information

Location Durham, N.C.
 Founded 1838
 Enrollment 6,247
 Nickname Blue Devils
 Colors Royal Blue and White
 Conference ACC
 President Dr. Richard H. Brodhead
 Athletic Director Kevin White
 Home Court Cameron Indoor Stadium
 Capacity 9,314
 Press Row (919) 684-6186

Coaching Staff

Head Coach Joanne P. McCallie
 Alma Mater Northwestern, '87
 Record at School 25-10 (1)
 Career Record 341-158 (16)
 Assistant Coaches Al Brown, Shannon Perry,
 Samantha Williams

2007-08 Review

Overall Record 25-10
 Conference Conference/Finish 10-4/3
 Postseason
 Final Ranking No.9 (AP)/No. 9 (USA Today)
 Letterwinners R/L 9/3
 Starters R/L 4/1
 Top Returner Chante Black (6-5, Sr., F/C)
 14.1 ppg, 7.1 rpg

Series Information

Series Record 4-0, DU
 Last Meeting 1/3/07
 Outcome 72-42, DU
 Streak DU, 4 games

Sports Information

WBB SID Lindy Brown
 E-mail lbrown@duaa.duke.edu
 Office (919) 684-2664
 Fax (919) 684-2489
 Website www.GoDuke.com

Opponents


2008-09 Opponents



MaChelle Joseph



Jacqua Williams



GAME 17 & 20: GEORGIA TECH

Jan. 12, Coral Gables, Fla.

Jan. 29, Atlanta, Ga.

General Information

Location Atlanta, Ga.
 Founded 1885
 Enrollment 18,742
 Nickname Yellow Jackets, Rambling Wreck
 Colors Old Gold and White
 Conference ACC
 President Gary Schuster
 Athletic Director Dan Radakovich
 Home Court Alexander Memorial Coliseum
 Capacity 9,191
 Press Row (404) 894-5458

Coaching Staff

Head Coach MaChelle Joseph
 Alma Mater Purdue, '92
 Record at School 84-66 (5)
 Career Record 84-66 (5)
 Associate Head Coach Sytia Messer
 Assistant Coaches Teri Moren,
 Gene Hill

2007-08 Review

Overall Record 22-10
 Conference Conference/Finish 7-7/5
 Postseason NCAA First Round
 Final Ranking N/A
 Letterwinners R/L 9-4
 Starters R/L 3/2
 Top Returner Jacqua Williams (5-7, Sr., G)
 5.4 ppg, 3.6 rpg

Series Information

Series Record 6-5, UM
 Last Meeting 3/1/07
 Outcome 66-52, GT
 Streak GT, 4 games

Sports Information

WBB SID Dan Goldberger
 E-mail dgoldberger@athletics.gatech.edu
 Office (404) 894-5445
 Fax (404) 894-1248
 Website www.ramblinwreck.com



Sylvia Crawley



Stefanie Murphy



GAME 18 & 25: BOSTON COLLEGE

Jan. 18, Chestnut Hill, Mass.

Feb. 16, Coral Gables, Fla.

General Information

Location Chestnut Hill, Mass.
 Founded 1863
 Enrollment 14,500
 Nickname Eagles
 Colors Maroon and Gold
 Conference ACC
 President Rev. William P. Leahy, S.J.
 Athletic Director Gene DeFilippo
 Home Court Silvio O. Conte Forum
 Capacity 8,606
 Press Row (617) 552-8989

Coaching Staff

Head Coach Sylvia Crawley
 Alma Mater North Carolina, '94
 Record at School First Year
 Career Record 38-25 (2)
 Assistant Coaches Stephanie Lawrence Yelton,
 Greg Lanier, Angelita Forte

2007-08 Review

Overall Record 21-12
 Conference Conference/Finish 7-7/T-5
 Postseason WNIT 2nd Round
 Final Ranking N/A
 Letterwinners R/L 11/2
 Starters R/L 5/0
 Top Returner Stefanie Murphy (6-4, So., F/C)
 14.5 ppg, 7.7 rpg

Series Information

Series Record 17-12, UM
 Last Meeting 3/2/08
 Outcome 76-43, BC
 Streak BC, 3 games

Sports Information

WBB SID Stephanie Tunnera
 E-mail tunnera@bc.edu
 Office (617) 552-0524
 Fax (617) 552-4903
 Website www.bceagles.com



Kay Yow



Shayla Fields



GAME 19: NC STATE

Jan. 22, Coral Gables, Fla.

General Information

Location Raleigh, N.C.
 Founded 1887
 Enrollment 31,000
 Nickname Wolfpack
 Colors Red and White
 Conference ACC
 President Dr. James L. Oblinger
 Athletic Director Lee Fowler
 Home Court Reynolds Coliseum
 Capacity 9,500

Coaching Staff

Head Coach Kay Yow
 Alma Mater East Carolina, '64
 Record at School 672-318 (33)
 Career Record 729-337 (37)
 Associate Head Coach Stephanie Glance
 Assistant Coaches Jenny Palmateer,
 Trena Trice-Hill

2007-08 Review

Overall Record 21-13
 Conference Conference/Finish 6-8/8
 Postseason N/A
 Final Ranking N/A
 Letterwinners R/L 8/2
 Starters R/L 4/1
 Top Returner Shayla Fields (5-9, Jr., G)
 13.5 ppg, 3.5 apg

Series Information

Series Record 8-0, NC State
 Last Meeting 2/14/08
 Outcome 51-45, NC State
 Streak NC State, 8 games

Sports Information

WBB SID Mark Kimmel
 E-mail mark_kimmel@ncsu.edu
 Office (919) 515-1183
 Fax (919) 515-2898
 Website www.gopack.com

2008-09 Opponents



Mike Petersen



Alex Tchangoue



GAME 21: WAKE FOREST

Feb. 1, Coral Gables, Fla.

General Information

Location Winston-Salem, N.C.
 Founded 1834
 Enrollment 4,412
 Nickname Demon Deacons
 Colors Old Gold and Black
 Conference ACC
 President Dr. Nathan O. Hatch
 Athletic Director Ron Wellman
 Home Court Lawrence Joel Memorial Coliseum
 Capacity 14,665

Coaching Staff

Head Coach Mike Petersen
 Alma Mater Northwest Christian College, '84
 Record at School 53-66 (4)
 Career Record 241-193 (15)
 Associate Head Coach Natasha Adair
 Assistant Coaches Amy Waugh,
 Bob Clark

2007-08 Review

Overall Record 15-15
 Conference Conference/Finish 2-14
 Postseason N/A
 Final Ranking N/A
 Letterwinners R/L 10/2
 Starters R/L 4/1
 Top Returner Alex Tchangoue (5-11, Sr., G/F)
 11.4 ppg, 6.8 rpg

Series Information

Series Record 3-3
 Last Meeting 2/24/08
 Outcome 50-45, WF
 Streak WF, 1 game

Sports Information

WBB SID Katy Hamlett
 E-mail hamletkd@wfu.edu
 Office (336) 758-4120
 Fax (336) 758-5140
 Website www.wakeforestsports.com



Amanda Levens



Jessie Stapleton



GAME 22: SIUE-EDWARDSVILLE

Feb. 4, Edwardsville, Ill.

General Information

Location Edwardsville, Ill.
 Founded 1957
 Enrollment 13,398
 Nickname Cougars
 Colors Red and White
 Conference Independent
 President Dr. Vaughn Vandegrift
 Athletic Director Dr. Bradley Hewitt
 Home Court Vadalabene Center
 Capacity 4,000
 Press Row (618) 650-3608

Coaching Staff

Head Coach Amanda Levens
 Alma Mater Arizona State, '02
 Record at School First Season
 Career Record First Season
 Assistant Coaches Laura Gonsalves, Kevin Chaney
 Graduate Assistant Coach Rebecca Little

2007-08 Review

Overall Record 17-11
 Conference Conference/Finish 10-9/4-West
 Postseason N/A
 Final Ranking N/A
 Letterwinners R/L 2/11
 Starters R/L 0/5
 Top Returner Jessie Stapleton (5-9, Sr., F)
 6.8 ppg, 5.6 rpg

Series Information

Series Record First Meeting

Sports Information

WBB SID Eric J. Hess
 E-mail ehess@siue.edu
 Office (618) 650-3608
 Fax (618) 650-2296
 Website www.siue.edu/athletic/



Sue Samrau



Mara Freshour



GAME 23&27: FLORIDA STATE

Feb. 8, Coral Gables, Fla.

Feb. 22, Tallahassee, Fla.

General Information

Location Tallahassee, Fla.
 Founded 1851
 Enrollment 38,553
 Nickname Seminoles
 Colors Garnet and Gold
 Conference ACC
 President Dr. T.K. Wetherell
 Athletic Director Randy Spetman
 Home Court Donald L. Tucker Civic Center
 Capacity 12,100
 Press Row (850) 224-8790

Coaching Staff

Head Coach Sue Semrau
 Alma Mater UC San Diego, '85
 Record at School 179-152 (11)
 Career Record 179-152 (11)
 Associate Head Coach Cori Close
 Assistant Coaches Angie Johnson, Lance White

2007-08 Review

Overall Record 19-14
 Conference Conference/Finish 7-7/T-5
 Postseason NCAA 2nd Round
 Final Ranking 28 (USA Today/ESPN Coaches)
 Letterwinners R/L 9/1
 Starters R/L 4/1
 Top Returner Mara Freshour (6-1, Sr., G)
 12.7 ppg, 5.0 rpg

Series Information

Series Record 26-7, FSU
 Last Meeting 2/28/08
 Outcome 50-49, FSU
 Streak FSU, 6 games

Sports Information

WBB SID Ace Hunt
 E-mail aohunt@fsu.edu
 Office (850) 644-4836
 Fax (850) 644-3820
 Website www.seminoles.com

Opponents

2008-09 Opponents



Beth Dunkenberger



Brittany Cook



GAME 24: VIRGINIA TECH

Feb. 12, Blacksburg, Va.

General Information

Location Blacksburg, Va.
 Founded 1872
 Enrollment 30,000
 Nickname Hokies
 Colors Chicago Maroon and Burnt Orange
 Conference ACC
 President Dr. Charles Steger
 Athletic Director Jim Weaver
 Home Court Cassell Coliseum
 Capacity 9,847
 Press Row (540) 231-3048

Coaching Staff

Head Coach Beth Dunkenberger
 Alma Mater Randolph-Macon, '88
 Record at School 72-52 (4)
 Career Record 137-102 (8)
 Assistant Coaches Shellie Greenman,
 Stacy Cantley, Angela Crosby

2007-08 Review

Overall Record 15-15
 Conference Conference/Finish 2-12/T-10
 Postseason N/A
 Final Ranking N/A
 Letterwinners R/L 11/1
 Starters R/L 4/1
 Top Returner Brittany Cook (6-0, Sr., G)
 17.9 ppg, 6.4 rpg

Series Information

Series Record 5-5
 Last Meeting 2/11/08
 Outcome 81-73 (OT), VT
 Streak VT, 2 games

Sports Information

WBB SID Torye Hurst
 E-mail tohurst@vt.edu
 Office (540) 231-8823
 Fax (540) 231-6984
 Website www.hokiesports.com



Debbie Ryan



Monica Wright



GAME 26: VIRGINIA

Feb. 19, Charlottesville, Va.

General Information

Location Charlottesville, Va.
 Founded 1819
 Enrollment 20,399
 Nickname Cavaliers
 Colors Navy and Orange
 Conference ACC
 President John T. Casteen III
 Athletic Director Craig Littlepage
 Home Court John Paul Jones Arena
 Capacity 14,593
 Press Row (434) 296-5910

Coaching Staff

Head Coach Debbie Ryan
 Alma Mater Ursinus, '75
 Record at School 722-320 (31)
 Career Record 722-320 (31)
 Assistant Coaches Jeff House
 Curtis Lloyd, Angel Elderkin

2007-08 Review

Overall Record 24-10
 Conference Conference/Finish 10-4/t-3
 Postseason NCAA Second Round
 Final Ranking No. 24 (AP)/No. 22 (USA Today)
 Letterwinners R/L 9/2
 Starters R/L 4/1
 Top Returner Monica Wright (5-11, Jr., G)
 18.6 ppg

Series Information

Series Record 5-1, UVA
 Last Meeting 1/21/08
 Outcome 79-68, UVA
 Streak UVA, 4 games

Sports Information

WBB SID Amy Mulligan
 E-mail amulligan@virginia.edu
 Office (434) 982-5534
 Fax (434) 981-5525
 Website www.virginiainsports.com



Sylvia Hatchell



Rashanda McCants



GAMES 28: NORTH CAROLINA

Feb. 26, Chapel Hill, N.C.

General Information

Location Chapel Hill, N.C.
 Founded 1789
 Enrollment 27,700
 Nickname Tar Heels
 Colors Carolina Blue and White
 Conference ACC
 Chancellor Holden Thorp
 Athletic Director Dick Baddour
 Home Court Dean E. Smith Center
 Capacity 21,750
 Press Row (919) 843-9509

Coaching Staff

Head Coach Sylvia Hatchell
 Alma Mater Carson-Newman, '74
 Record at School 512-195 (22)
 Career Record 784-275 (33)
 Assistant Head Coach Andrew Calder
 Assistant Coaches Tracey Williams-Johnson,
 Charlotte Smith

2007-08 Review

Overall Record 33-3
 Conference Conference/Finish 14-0/1
 Postseason NCAA Regional Finals
 Final Ranking No. 2 (AP)/No. 5 (USA Today)
 Letterwinners R/L 10/3
 Starters R/L 3/2
 Top Returner Rashanda McCants (6-1, Sr., G/F)
 15.8 ppg, 6.6 rpg

Series Information

Series Record 8-2, UNC
 Last Meeting 2/21/08
 Outcome 79-61, UNC
 Streak UNC, 5 games


Sports Information

WBB SID Bobby Hundley
 E-mail bhundley@unca.unc.edu
 Office (919) 843-5678
 Fax (919) 962-0612
 Website www.TarHeelBlue.com

2008-09 Opponents



Brenda Frese



Kristi Toliver



GAME 29: MARYLAND

Mar. 1, Coral Gables, Fla.

General Information

Location	College Park, Md.
Founded	1856
Enrollment	36,014
Nickname	Terrapins
Colors	Red, White, Black, and Gold
Conference	ACC
President	Dr. C.D. Mote Jr.
Athletic Director	Deborah A. Yow
Home Court	Comcast Center
Capacity	17,950
Press Row	(301) 314-8624

Coaching Staff

Head Coach	Brenda Frese
Alma Mater	Arizona, '93
Record at School	145-55 (6)
Career Record	202-85 (9)
Assistant Coaches	Erica Floyd, Daron Park, Tina Langley

2006-07 Review

Overall Record	33-4
Conference Conference/Finish	13-1/2
Postseason	N/A
Final Ranking	No. 5 (AP)/No. 7 (USA Today)
Letterwinners R/L	6/6
Starters R/L	3/2
Top Returner	Kristi Toliver (5-7, Sr., G) 17.1 ppg, 3.4 rpg

Series Information

Series Record	7-1, MD
Last Meeting	1/31/08
Outcome	90-50, MD
Streak	MD, 5 games

Sports Information

WBB SID	Natalia Ciccone
E-mail	landesja@wfu.edu
Office	(301) 314-7063
Fax	(301) 314-9094
Website	www.umterps.com

SPORTS INFORMATION CONTACTS

atlantic coast conference	www.theacc.org
Lindsey Rogers lrogers@theacc.org (336) 851-6062 x257 office (336) 854-8797 fax	
auburn	www.auburntigers.com
Carol White whitecr@auburn.edu (334) 844-9800 office (334) 844-9807 fax	
austin peay	www.letsgopeay.com
Cody Bush bushc@apsu.edu (931) 221-7561 office (931) 221-7562 fax	
binghamton	www.bubearcats.com
David O'Brian dobrian@binghamton.edu (607) 777-6800 office (607) 777-4597 fax	
boston college	www.bceagles.com
Stephanie Tunnera tunnera@bc.edu (617) 552-0524 office (617) 552-4903 fax	
brown	www.brownbears.com
Lyndsey Maurer lyndsey_maurer@brown.edu (401) 863-7014 office (401) 863-1436 fax	
ucf	www.ucfathletics.com
Andrew Gavin agavin@athletics.ucf.edu (407) 823-2464 office (407) 823-2477 fax	
chicago state	www.gocsucougars.com
Corey Miggins cmiggins@csu.edu (773) 995-2217 office (773) 821-4961 fax	
clemson	www.clemsontigers.com
Christine Long longc@clemson.edu (864) 656-1920 office (864) 656-0299 fax	
cornell	www.cornellbigred.com
Julie Greco jag235@cornell.edu (607) 255-4688 office (607) 255-9791 fax	
duke	www.goduke.com
Lindy Brown lbrown@duaa.duke.edu (919) 684-2664 office (919) 684-2489 fax	
duquesne	www.goduquesne.com
Ryan Gavortorta gavortorta@duq.edu (412) 396-6560 office (412) 396-6210 fax	
florida a&m	www.thefamurattlers.com
Ronnie Johnson ronnie.johnson@famu.edu (850) 599-3200 office (850) 599-3206 fax	
fiu	www.fiusports.com
Brett Rybak brybak@fiu.edu (305) 348-6024 office (305) 348-2963 fax	
florida state	www.seminoles.com
Ace Hunt aohunt@fsu.edu (850) 644-4836 office (850) 644-3820 fax	
georgia tech	www.ramblinwreck.com
Dan Goldberger dgoldberger@athletics.gatech.edu (404) 894-8213 office (404) 894-1248 fax	
grambling	www.gsutigers.com
TBA TBA.edu (318) 274-6562 office (318) 274-2761 fax	
houston	www.uhcougars.com
Adam Quisenbery aquisenb@central.uh.edu (713) 743-9404 office (713) 743-9411 fax	
indiana	www.iuhoosiers.com
Shana Daniels sldaniel@indiana.edu (812) 855-9402 office (812) 855-9401	
maryland	www.umterps.com
Natalia Ciccone nciccone@umd.edu (301) 314-7063 office (301) 314-9094 fax	
norfolk state	www.nsu.edu/athletics.com
Karen M. Carty kmcart@nsu.edu (757) 823-2628 office (757) 823-8218 fax	
north carolina	www.tarheelblue.com
Bobby Hundley bhundley@unca.unc.edu (919) 843-5678 office (919) 962-0612 fax	
nc state	www.gopack.com
Mark Kimmel mark_kimmel@ncsu.edu (919) 515-1183 office (919) 515-2898 fax	
santa clara	www.santaclarabroncos.com
Sabrina Polidoro spolidoro@scu.edu (408) 554-4659 office (408) 554-6942 fax	
siu-edwardsville	www.siu.edu/athletic/
Eric J. Hess chess@siue.edu (618) 650-3608 office (618) 650-2296 fax	
virginia	www.virginiasports.com
Amy Mulligan amulligan@virginia.edu (434) 982-5534 office (434) 981-5525 fax	
virginia tech	www.hokiesports.com
Torye Hurst tohurst@vt.edu (540) 231-8823 office (540) 231-6984 fax	
wake forest	www.wakeforestsports.com
Jen Landes landesja@wfu.edu (336) 758-5842 office (336) 758-5140 fax	
wisconsin-green bay	www.uwgbathletics.com
Sheila Blackman blackmas@uwgb.edu (920) 465-5759 office (920) 465-2357 fax	

All-Time Series Results

ALABAMA (0-2)

12/29/96 L 73-43 (h)
1/4/80 L 73-61 (h)

ALABAMA-BIRMINGHAM (0-2)

11/21/80 L 79-63 (a)
1/23/80 L 83-71 (h)

ALASKA-ANCHORAGE (1-0)

3/1/87 W 71-62 (a)

APPALACHIAN STATE (1-0)

12/29/92 W 80-63 (h)

ARIZONA (1-1)

12/2/89 W 85-65 (h)
1/27/88 L 78-71 (a)

ARIZONA STATE (0-1)

1/28/88 L 78-74 (a)

ARKANSAS (0-1)

11/23/84 L 79-58 (a)

AUBURN (0-7)

12/29/06 L 79-61 (h)
12/29/94 L 73-43 (h)
2/4/89 L 73-44 (a)
12/29/87 L 96-48 (h)
1/3/87 L 98-55 (a)
1/27/86 L 92-46 (a)
1/5/81 L 78-72 (h)

AUGUSTANA (1-0)

12/29/84 W 77-50 (h)

AUSTIN PEAY (1-0)

1/4/82 W 74-52 (h)

BARRY (3-1)

2/6/89 W 85-36 (h)
2/19/74 W 41-33 (h)
2/1/74 W 44-41 (a)
2/15/73 L 51-45 (a)

BAYLOR (1-0)

11/30/85 W 64-55 (n)

BETHUNE COOKMAN (6-1)

2/5/90 W 76-43 (h)
1/25/90 W 76-26 (a)
2/22/89 W 72-55 (h)
12/6/88 W 77-65 (a)
2/20/88 L 80-72 (a)
12/1/87 W 90-55 (h)
1/20/81 W 2-0—forfeit (h)

BOSTON COLLEGE (17-12)

3/2/08 L 63-52 (h)
2/3/08 L 70-42 (a)
2/11/07 L 78-65 (a)
1/18/07 W 83-68 (h)
2/12/06 L 79-69 (a)
1/19/06 W 82-68 (h)
3/7/04 L 65-53 (n)
1/10/04 W 70-66 (a)
3/1/03 L 84-77 (a)
1/15/03 L 79-61 (h)
2/26/02 W 60-57 (h)
3/3/01 L 62-49 (n)
1/10/01 W 65-59 (a)
2/2/00 L 66-55 (h)
1/16/99 W 66-53 (a)
12/5/98 W 65-57 (h)
1/10/98 W 85-79 (h)
3/2/97 W 63-48 (n)
2/19/97 L 67-55 (a)
1/2/97 L 66-48 (h)
1/22/96 W 60-59 (a)
1/22/95 W 73-67 (a)
1/2/95 W 80-45 (h)
2/26/94 W 75-72 (h)
1/25/94 L 80-71 (a)
2/16/93 W 84-55 (h)
1/31/93 W 80-67 (a)
2/1/92 W 79-60 (h)
1/3/92 W 78-59 (a)

BOSTON UNIVERSITY (1-0)

1/11/90 W 87-69 (a)

BRADLEY (2-0)

11/25/05 W 73-61 (h)
11/29/03 W 70-52 (n)

BRIGHAM YOUNG (1-1)

12/20/86 L 82-80 (n)
12/13/85 W 78-74 (n)

BROWARD CENTRAL (11-9)

2/13/81 W 69-50 (a)
11/17/80 W 87-49 (h)
2/12/80 W 104-35 (h)
11/28/79 W 101-38 (a)
1978-79 L 81-58 (n)
1978-79 L 93-82 (h)
1978-79 L 77-61 (a)
2/21/78 L 70-62 (n)
1/2/78 L 59-47 (a)
2/18/77 L 72-65 (n)
2/16/77 W 75-64 (h)
2/4/77 L 69-59 (a)
2/21/76 L 91-65 (n)
2/2/76 L 69-65 (a)
1974-75 W 61-26 (h)
1974-75 W 49-19 (a)
1/30/74 W 43-27 (a)
2/21/74 W 44-28 (h)
1/12/73 W 36-26 (a)
2/13/73 W 41-25 (h)

BROWN (1-0)

12/29/99 W 79-62 (h)

BUCKNELL (1-0)

12/28/92 W 74-54 (h)

BUTLER (1-1)

11/24/07 L 62-59 (h)
12/27/96 W 70-55 (h)

CARSON NEWMAN (1-0)

12/17/81 W 88-73 (n)

CENTRAL ARKANSAS (1-0)

12/30/07 W 90-57 (h)

CENTRAL FLORIDA (10-3)

12/2/07 W 64-56 (h)
12/20/05 W 82-72 (a)
12/13/04 W 60-50 (h)
2/10/90 W 96-74 (h)
2/11/89 W 94-69 (h)
2/25/88 W 103-87 (h)
1/20/88 W 93-82 (a)
12/04/85 W 62-61 (h)
1/24/83 L 70-60 (a)
12/15/81 W 66-63 (n)
2/06/81 W 86-75 (h)
2/19/80 L 57-56 (a)
1978-79 L 69-51 (n)

CHARLESTON SOUTHERN (1-0)

12/2/07 W 64-56 (h)

CHARLOTTE (0-1)

3/24/90 L 82-80 (n)

CLEMSON (3-3)

1/10/08 W 66-61 (a)
1/28/07 L 79-69 (h)
1/12/06 W 74-52 (a)
1/31/05 W 83-69 (a)
3/14/98 L 60-49 (n)
12/19/81 L 74-59 (n)

CLEVELAND STATE (3-0)

2/28/91 W 91-59 (h)
12/27/89 W 81-53 (h)
12/27/84 W 95-48 (h)

CONNECTICUT (5-18)

2/8/04 L 83-65 (a)
2/19/03 L 81-60 (h)
1/12/02 L 96-50 (a)

1/23/01 L 81-45 (a)
12/5/00 L 77-53 (h)
1/29/00 L 84-36 (h)
2/8/00 L 93-46 (a)
2/6/99 L 88-66 (h)
1/20/99 L 89-55 (a)
2/13/98 L 80-60 (a)
3/3/97 L 98-71 (a)
2/16/97 L 86-59 (a)
1/9/97 L 69-51 (h)
1/10/96 L 79-52 (h)
2/9/95 L 85-48 (a)
1/24/95 L 92-51 (h)
2/13/94 L 60-48 (h)
1/23/94 L 87-46 (a)
2/14/93 W 69-51 (h)
1/15/93 W 69-66 (a)
3/9/92 W 56-47 (a)
2/21/92 W 75-59 (a)
1/17/92 W 70-66 (h)

COPPIN STATE (3-0)

12/28/06 W 60-54 (h)
1/2/05 W 93-83 (h)
12/1/98 W 97-68 (h)

DARTMOUTH (2-0)

12/16/03 W 74-53 (h)
12/20/84 W 62-52 (h)

DAYTON (3-0)

12/3/94 W 67-53 (n)
1/4/86 W 76-62 (h)
2/15/81 W 62-58 (h)

DELAWARE STATE (1-0)

12/27/97 W 105-62 (h)

DELTA STATE (0-1)

3/7/82 L 81-66 (n)

DETROIT MERCY (1-1)

12/28/95 L 78-77 (h)
1/8/89 W 74-61 (a)

DISTRICT OF COLUMBIA (1-0)

1/3/90 W 79-47 (n)

DRAKE (0-1)

1/2/81 L 101-63 (h)

DUKE (0-5)

1/5/08 L 84-72 (h)
1/3/07 L 72-42 (a)
2/19/06 L 99-93(h-2OT)
2/24/05 L 95-61 (a)
2/3/05 L 72-63 (h)

EAST CAROLINA (1-1)

12/19/85 L 58-43 (a)
1/2/82 W 60-56 (h)

EAST TENNESSEE STATE (0-1)

1/5/82 L 70-44 (h)

Eastern Kentucky (2-1)

11/23/03 W 90-81 (n)
11/24/99 W 83-66 (h)
11/24/94 L 81-74 (n)

EASTERN MICHIGAN (1-0)

12/21/02 W 85-66 (h)

EDINBORO STATE (0-1)

1/2/80 L 70-62 (h)

EVANSVILLE (1-0)

2/26/85 W 61-60 (h)

FAIRFIELD (3-3)

11/28/04 W 84-70 (h)
12/22/00 L 67-55 (h)
11/16/97 W 87-66 (h)
11/27/94 W 81-71 (h)
1/3/86 L 71-68 (h)
12/28/82 L 76-71 (h)

FAIRLEIGH DICKINSON (1-0)

12/2/05 W 100-62 (h)

FLAGLER (2-2)

2/16/80 W 64-62 (n)
1/27/80 W 74-73 (a)
1974-75 L 62-49 (a)
2/26/74 L 74-38 (n)

FLORIDA (13-28)

12/12/03 W 80-75 (h)
12/2/02 L 76-67 (a)
12/1/99 L 85-77 (h)
11/24/98 L 85-69 (a)
11/21/97 L 70-51 (a)
11/22/96 L 65-58 (n)
12/2/95 L 71-70 (h)
12/2/94 L 84-63 (n)
1/27/94 L 59-50 (a)
12/1/91 W 95-75 (h)
1/16/90 W 85-73 (a)
11/29/89 W 76-61 (h)
1/24/89 W 75-67 (h)
1/16/89 L 75-61 (a)
12/19/87 W 84-75 (h)
12/12/87 W 69-68 (a)
2/22/87 W 78-66 (h)
12/13/86 L 81-73 (a)
2/24/86 W 70-45 (h)
1/15/86 L 79-58 (a)
2/18/85 W 68-53 (h)
1/14/85 L 85-68 (a)
2/06/85 L 55-53 (h)
12/11/83 L 78-58 (a)
2/14/83 L 78-64 (a)
1/20/82 L 80-73 (a)
12/05/81 W 87-85 (h)
2/28/81 W 65-59 (n)
2/7/81 W 75-64 (h)
1/10/81 L 84-55 (a)
2/20/80 L 81-66 (n)
2/18/80 L 77-66 (a)
1/12/80 L 80-71 (h)
2/23/78 L 76-55 (n)
1/28/78 L 84-47 (a)
2/25/77 L 73-41 (h)
2/8/77 L 75-28 (h)
2/20/76 L 83-41 (n)
2/9/76 L 103-53 (a)
1974-75 L 58-45 (n)
1974-75 L 67-32 (n)

FLORIDA A&M (10-9)

3/9/91 W 73-44 (n)
2/2/91 W 78-71 (h)
1/17/91 L 73-65 (a)
1/22/90 W 90-56 (h)
1/26/89 W 77-70 (a)
1/21/89 W 73-66 (a)
12/19/88 W 103-64 (h)
2/4/88 L 89-88 (a)
1/11/88 W 104-86 (h)
2/18/83 L 80-78 (h-OT)
1/22/83 L 65-58 (a)
2/15/82 L 69-64 (a)
2/1/82 W 66-62 (h)
2/20/81 W 79-47 (h)
12/7/80 L 72-50 (a)
1978-79 L 90-58 (h)
1978-79 L 67-37 (a)
1974-75 W 59-38 (n)
2/27/73 L 55-47 (n)

FLORIDA ATLANTIC (15-0)

11/9/07 W 64-45 (h)
12/16/02 W 86-61 (h)
12/15/01 W 92-77 (a)
11/20/00 W 87-50 (h)
12/11/99 W 89-73 (a)
12/16/98 W 91-57 (h)
11/25/97 W 105-84 (a)
11/26/96 W 74-53 (h)

12/30/95	W	93-54	(h)
11/29/94	W	90-81	(a)
12/28/93	W	90-69	(h)
12/6/92	W	94-37	(h)
2/18/89	W	72-55	(h)
2/15/88	W	87-66	(h)
3/9/87	W	59-43	(h)

FIU (32-21)

12/4/07	L	60-58	(h)
12/5/06	L	83-78	(a)
3/18/06*	W	95-83	(h)
12/6/05	W	75-63	(h)
12/4/04	L	67-62	(a)
12/2/03	W	78-58	(h)
12/14/02	L	81-70	(a)
2/16/02	L	71-65	(h)
12/9/00	L	78-48	(a)
12/4/99	W	76-61	(h)
11/18/98	W	67-65	(a)
12/14/97	L	81-60	(h)
12/14/96	W	55-49	(a)
12/16/95	W	71-49	(h)
12/6/94	L	77-62	(a)
12/30/93	L	75-56	(h)
12/13/92	W	80-53	(a)
12/29/91	W	78-53	(h)
3/8/91	W	75-55	(n)
3/2/91	W	79-54	(h)
2/5/91	W	74-64	(a)
2/23/90	W	94-76	(a)
2/1/90	W	71-64	(h)
2/24/89	W	100-85	(a)
1/31/89	W	83-76	(h)
2/23/87	L	79-70	(a)
2/13/87	L	79-69	(h)
2/18/87	L	78-71	(h)
3/4/86	L	81-52	(h)
3/4/85	W	81-73	(h)
2/7/85	L	73-72	(a)
3/3/84	L	83-81 (a-2OT)	
1/24/84	W	82-64	(h)
3/2/83	L	63-53	(h)
12/4/82	L	89-73	(a)
1/26/82	W	69-66	(h)
1/11/82	W	78-59	(a)
2/21/81	W	84-56	(h)
1/27/81	W	109-56	(h)
2/15/80	W	83-35	(h)
1/15/81	W	98-41	(h)
2/6/79	W	86-58	(h)
2/12/79	W	74-44	(h)
2/18/78	W	50-43	(n)
2/8/78	W	54-50	(a)
1/23/78	W	71-42	(h)
2/26/77	L	66-58	(h)
2/24/77	W	64-51	(h)
2/19/77	L	52-48	(n)
2/14/77	W	73-65	(h)
2/1/77	L	57-49	(a)
2/26/76	L	59-57	(n)
2/17/76	L	57-50	(h)
1/29/76	W	56-38	(h)

* WNIT Tournament

FLORIDA MEMORIAL (6-0)

2/14/84	W	75-43	(a)
11/18/83	W	76-56	(h)
1/17/83	W	89-71	(a)
11/19/82	W	88-40	(h)
11/28/82	W	100-54	(h)
11/27/81	W	75-47	(a)

FLORIDA SOUTHERN (0-1)

1/18/80	L	71-69	(a)
---------	---	-------	-----

FLORIDA STATE (7-26)

2/28/08	L	50-49	(a)
1/24/08	L	75-70 (h-OT)	
2/1/07	L	75-68	(h)
1/7/07	L	71-62	(a)
2/17/06	L	68-61	(a)
2/9/06	L	79-54	(h)
1/27/05	W	62-57	(h)
1/9/05	L	65-56	(a)
12/19/92	L	64-61	(h)
1/23/91	L	71-69	(a)
12/19/91	L	76-62	(h)
2/17/90	L	95-66	(a)

12/11/88	W	88-79	(h)
11/26/88	W	96-85	(n)
1/29/87	W	80-73	(a)
12/15/86	L	75-74	(h)
2/25/85	W	74-67	(a)
12/15/84	W	79-65	(h)
1/13/84	L	76-64	(a)
3/5/82	L	84-80	(n)
2/13/82	L	66-52	(a)
12/12/81	L	77-74	(h)
2/27/81	W	79-70	(n)
1/13/81	L	62-55	(h)
12/6/80	L	87-73	(a)
2/22/80	L	72-61	(n)
1/22/80	L	93-74	(a)
12/14/79	L	82-64	(h)
1978-79	L	73-57	(n)
1978-79	L	74-64	(h)
1978-79	L	79-53	(a)
2/24/78	L	66-56	(n)
1974-75	L	59-45	(n)

FLORIDA TECH (2-3)

2/7/76	W	60-55	(n)
1/17/76	L	60-57	(h)
1974-75	W	53-32	(n)
2/27/74	L	36-41	(n)
2/26/73	L	38-31	(n)

FORDHAM (2-0)

11/23/07	W	57-40	(h)
1/8/85	W	92-73	(h)

FURMAN (1-0)

11/21/99	W	88-46	(h)
----------	---	-------	-----

GARDNER WEBB (1-0)

11/19/04	W	65-47	(h)
----------	---	-------	-----

GEORGETOWN (14-8)

1/4/04	W	57-55 (h-OT)	
3/4/03	W	73-71	(h)
1/4/03	W	60-57	(a)
3/3/02	W	69-52	(n)
2/13/02	W	64-56	(a)
2/3/01	W	52-46	(h)
1/19/00	L	63-61	(h)
2/19/00	L	66-61	(a)
2/13/99	W	81-62	(a)
1/26/99	L	69-51	(h)
3/1/98	W	81-66	(h)
1/31/98	W	81-74	(a)
2/25/97	W	62-58	(h)
1/15/97	L	62-55	(a)
2/14/96	L	71-69	(h)
2/15/95	L	65-63	(h)
1/11/95	W	72-66	(a)
2/17/94	L	81-60	(a)
2/11/93	W	67-59	(h)
2/9/93	L	90-88 (a-3OT)	
1/9/93	W	62-55	(h)
2/8/92	W	83-76	(a)
1/8/92	W	89-51	(h)

GEORGE MASON (0-2)

11/30/05	L	68-61	(h)
11/30/04	L	60-35	(a)

GEORGIA (0-2)

1/15/06	L	74-59	(n)
2/20/82	L	91-51	(a)

GEORGIA SOUTHERN (2-0)

1/31/91	W	89-66	(h)
1/19/91	W	86-79	(a)

GEORGIA STATE (5-3)

11/10/06	W	68-60	(h)
1/24/91	W	68-49	(h)
12/4/90	W	85-60	(a)
2/24/84	L	88-79	(n)
1/7/83	W	71-66	(n)
12/19/82	L	83-69	(n)
2/22/82	W	72-66	(a)
12/29/81	L	63-60	(h)

GEORGIA TECH (7-7)

3/6/08*	L	76-49	(n)
2/7/08	W	54-52	(h)
1/13/08	L	68-65	(a)
3/1/07*	L	66-52	(n)
2/15/07	L	66-45	(h)

1/15/07	L	52-37	(a)
3/2/06*	L	79-62	(n)
2/26/06	W	90-85 (h-2OT)	
1/5/06	W	75-63	(a)
3/4/05*	W	60-58	(n)
1/23/05	L	62-46	(h)
3/13/02	W	73-64	(a)
12/30/91	W	78-63	(h)
12/15/80	W	86-80	(h)

* ACC Tournament

GONZAGA (1-0)

2/28/86	W	79-52	(n)
---------	---	-------	-----

GRAMBLING STATE (1-2)

12/28/94	L	98-75	(h)
12/4/86	W	67-65	(h)
12/6/85	L	81-75	(h)

HAMPTON (1-0)

12/12/98	W	84-52	(h)
----------	---	-------	-----

HARTFORD (0-2)

12/10/05	W	82-62	(h)
11/23/04	L	63-53	(a)

HARVARD (1-0)

12/22/91	W	87-62	(h)
----------	---	-------	-----

HOLY CROSS (1-0)

1/2/87	W	83-76	(n)
--------	---	-------	-----

HOMESTEAD AFB (2-0)

2/23/76	W	63-50	(a)
1/14/76	W	100-20	(h)

HOUSTON (1-6)

12/8/07	L	63-62	(h)
12/19/06	L	82-73	(a)
3/16/02	L	83-76	(a)
11/28/95	L	80-72	(a)
12/2/89	L	81-76 (a-OT)	
2/11/85	L	83-68	(a)
1/9/82	W	64-47	(h)

HOWARD (2-0)

2/9/91	W	78-58	(h)
11/27/87	W	81-58	(n)

IDAHO (0-1)

2/22/84	L	68-66	(n)
---------	---	-------	-----

ILLINOIS (0-2)

12/30/87	L	85-83	(h)
12/14/85	L	73-47	(n)

ILLINOIS-CHICAGO (1-0)

12/16/89	W	70-41	(h)
----------	---	-------	-----

ILLINOIS STATE (1-0)

3/22/90	W	85-83	(n)
---------	---	-------	-----

INDIANA (1-0)

11/25/06	W	79-70	(h)
----------	---	-------	-----

IONA (1-0)

11/18/01	W	71-52	(h)
----------	---	-------	-----

IOWA (0-2)

2/10/86	L	75-46	(a)
11/29/85	L	83-63	(n)

IUPUI (1-0)

11/23/01	W	72-58	(h)
----------	---	-------	-----

JACKSON STATE (1-1)

12/1/06	W	77-50	(h)
12/29/81	L	71-45	(h)

JACKSONVILLE (0-1)

11/13/07	L	72-64	(h)
----------	---	-------	-----

JAMES MADISON (1-0)

1/4/90	W	72-53	(n)
--------	---	-------	-----

KANSAS (0-2)

12/28/90	L	76-48	(h)
12/31/79	L	101-62	(h)

KENTUCKY (1-5)

12/1/01	L	60-57	(a)
12/19/00	W	74-59	(h)
3/23/90	L	80-68	(n)
12/9/89	L	80-71	(n)
12/6/86	L	71-55	(h)
2/8/86	L	108-53	(a)

LAMAR (2-1)

1/11/85	W	89-54	(h)
12/2/83	W	71-62	(h)
1/1/80	L	78-56	(h)

LAWRENCE (1-0)

12/14/82	W	74-34	(h)
----------	---	-------	-----

LEHIGH (1-0)

12/27/01	W	76-49	(h)
----------	---	-------	-----

LIU-BROOKLYN (1-0)

1/17/95	W	74-59	(h)
---------	---	-------	-----

LOYOLA MARYMOUNT (1-0)

12/29/04	W	78-67	(h)
----------	---	-------	-----

LOUISIANA STATE (0-3)

12/19/07	L	63-52	(n)
1/10/86	L	54-94	(n)
1/16/85	L	62-67	(h)

MIAMI-DADE NORTH (12-8)				NEBRASKA (0-1)				OLD DOMINION (0-3)				ROBERT MORRIS (1-0)						
2/23/81	W	58-48	(a)	12/30/82	L	76-74	(h)	12/1/96	L	94-55	(a)	1/3/83	W	56-45	(h)			
1/22/81	W	80-60	(h)	NEW HAMPSHIRE (1-0)				1/9/88	L	93-79	(h)	RUTGERS (7-12)						
2/15/80	W	55-52	(a)	12/28/00	W	70-61	(h)	1/13/86	L	86-64	(a)	1/31/04	L	76-69	(h)			
12/8/79	W	90-66	(a)	NEW MEXICO (0-1)				ORAL ROBERTS (1-1)				3/9/03*	W	77-74	(a)			
12/1/79	W	77-56	(h)	3/22/03	L	91-85	(n-OT)	12/19/96	W	69-49	(h)	2/4/03	L	65-56	(a)			
1978-79	W	86-44	(a)	NEW ORLEANS (1-0)				12/17/79	L	68-58	(h)	1/26/02	W	65-55	(h)			
1978-79	W	97-61	(a)	11/26/84	W	77-57	(n)	OREGON (0-1)				1/5/02	W	67-53	(a)			
1978-79	W	74-42	(h)	NIAGARA (1-0)				11/26/04	L	79-73	(n)	1/27/01	L	39-37	(h)			
1/25/78	W	88-34	(a)	12/1/89	W	88-52	(h)	PEPPERDINE (1-0)				1/5/00	L	65-45	(a)			
2/22/77	W	75-68	(h)	NICHOLLS STATE (1-0)				2/26/84	W	67-43	(n)	2/28/99	L	79-53	(a)			
1/24/77	L	106-69	(a)	11/24/06	W	85-42	(h)	PITTSBURGH (16-8)				2/10/99	L	66-57	(h)			
2/11/76	L	64-49	(a)	NORTH CAROLINA (2-8)				1/17/04	W	77-68	(h)	1/5/99	L	68-54	(a)			
1/27/76	L	80-58	(h)	2/21/08	L	79-61	(h)	1/22/03	W	79-76	(a)	3/2/98	L	81-62	(a)			
1974-75	L	54-46	(a)	2/18/07	L	93-70	(a)	2/2/02	W	77-61	(h)	1/8/98	L	77-65	(a)			
1974-75	W	44-38	(h)	1/9/06	L	90-57	(h)	2/17/01	W	96-69	(h)	2/5/97	W	49-41	(a)			
1974-75	L	65-49	(n)	3/15/05	L	64-57	(n)	1/30/01	L	84-74	(a)	12/8/96	L	57-44	(h)			
2/18/74	L	38-36	(a)	1/17/05	L	83-52	(a)	2/29/00	W	80-60	(h)	1/17/96	W	58-45	(h)			
2/13/74	W	29-23	(h)	3/21/92*	W	86-72	(h)	1/10/99	L	63-61	(a)	12/8/91	W	72-53	(a)			
2/22/73	L	47-36	(a)	2/29/88	W	75-69	(a)	1/2/99	W	75-60	(h)	12/8/90	L	67-57	(h)			
1/9/73	L	37-21	(h)	1/29/87	L	89-71	(h)	1/24/98	W	72-55	(h)	1/28/89	L	97-64	(a)			
MIAMI-DADE SOUTH (7-8)				11/25/83	L	77-65	(n)	3/1/97	W	64-50	(n)	2/4/84	W	63-58	(a)			
2/3/81	L	63-60	(a)	1/17/81	L	75-61	(n)	2/12/97	W	89-61	(h)	*BIG EAST Tournament						
12/2/80	W	75-51	(h)	* NCAA Tournament				1/6/97	L	64-59	(a)	ST. BONAVENTURE (1-0)						
2/28/80	L	60-57	(a)	NORTH CAROLINA A&T (1-0)				3/2/96	L	52-49	(n)	12/2/00	W	71-51	(h)			
12/11/79	W	84-71	(h)	12/28/05	W	104-65	(h)	12/22/95	W	73-63	(a)	ST. JOHN'S (NY) (18-6)						
1978-79	W	66-60	(h)	NC STATE (0-8)				2/1/95	W	54-50	(h)	2/10/04	W	85-74	(h)			
2/18/78	L	69-59	(n)	2/14/08	L	51-45	(a)	1/7/95	L	73-61	(a)	1/3/04	W	79-60	(a)			
2/7/78	L	53-46	(a)	2/24/07	L	77-53	(h)	3/5/94	L	70-60	(n)	2/8/03	W	69-54	(h)			
1/20/78	W	73-69	(h)	1/26/06	L	83-77	(a)	2/2/94	L	59-53	(h)	1/23/92	W	68-51	(a)			
2/7/77	L	56-50	(a)	2/14/05	L	71-68	(h)	1/9/94	L	71-66	(a)	2/14/01	W	80-43	(h)			
1/26/77	W	42-39	(h)	1/20/05	L	73-59	(a)	3/1/93	W	77-65	(h)	1/13/01	W	67-51	(a)			
2/7/76	L	62-60	(n)	12/19/99	L	80-60	(h)	1/29/93	W	55-50	(a)	1/8/00	W	68-47	(a)			
1/20/76	L	49-40	(a)	11/26/83	L	60-54	(a)	2/11/92	W	79-64	(h)	2/20/99	W	83-51	(h)			
1974-75	W	60-52	(a)	1/16/81	L	97-50	(a)	1/11/92	W	73-54	(a)	12/30/98	L	76-72	(a-OT)			
2/12/74	W	48-47	(a)	NORTH DAKOTA STATE (1-0)				12/31/82	W	79-75	(h-2OT)	1/17/98	W	72-60	(h)			
2/8/73	L	56-26	(a)	1/1/84	W	64-61	(h)	PORTLAND STATE (1-0)				1/25/97	W	71-48	(h)			
MICHIGAN (1-2)				NORTH CAROLINA A&T (1-0)				2/16/91	W	84-63	(h)	12/4/96	L	61-44	(a)			
11/19/07	L	65-50	(h)	12/28/05	W	104-65	(h)	PROVIDENCE (17-6)				2/3/96	W	62-54	(a)			
12/3/06	L	60-55	(a)	NC STATE (0-8)				3/2/04	W	81-62	(h)	2/11/95	W	60-56	(a)			
12/28/89	W	72-64	(h)	2/14/08	L	51-45	(a)	1/20/04	W	86-67	(a)	1/14/95	L	73-63	(h)			
MICHIGAN STATE (1-2)				2/24/07	L	77-53	(h)	2/22/03	W	77-64	(h)	1/30/94	L	68-67	(h)			
12/29/90	L	79-73	(h)	1/26/06	L	83-77	(a)	2/23/02	L	69-64	(a)	1/15/94	W	80-72	(a-OT)			
12/19/86	L	63-52	(a)	2/14/05	L	71-68	(h)	1/17/01	L	77-60	(h)	3/6/93	W	84-61	(n)			
12/30/84	W	78-68	(h)	1/20/05	L	73-59	(a)	2/12/00	W	71-66	(a)	2/3/93	W	84-68	(a)			
MIDDLE TENNESSEE (1-0)				12/19/99	L	80-60	(h)	1/13/99	W	85-63	(h)	1/17/93	L	65-59	(h)			
12/30/80	W	80-74	(h)	11/26/83	L	60-54	(a)	2/10/98	W	90-79	(a)	2/26/92	W	85-63	(h)			
MILLIKIN (1-0)				1/16/81	L	97-50	(a)	12/6/97	W	97-70	(h)	1/23/92	W	58-57	(a)			
1/2/83	W	66-62	(h)	NORTHWESTERN (1-1)				1/12/97	W	60-56	(a)	12/28/84	W	73-59	(h)			
MINNESOTA (1-2)				11/21/01	W	86-69	(h)	1/31/96	W	74-73	(h)	2/2/84	L	79-69	(a)			
12/30/01	L	80-65	(h)	11/24/00	L	56-48	(a)	1/4/96	L	81-60	(a)	ST. JOSEPH'S (PA.) (1-1)						
11/28/87	L	76-72	(a)	NW STATE (LA.) (1-0)				2/25/95	L	76-72	(a)	1/2/85	W	68-65	(h)			
12/22/86	W	77-64	(h)	12/3/88	W	92-89	(n)	1/21/95	W	80-78	(h)	1/4/81	L	73-52	(a)			
MISSISSIPPI (2-3)				NOTRE DAME (3-13)				2/23/95	L	78-62	(a)	ST. MARY'S (0-1)						
12/15/07	L	65-52	(h)	2/25/04	L	93-58	(a)	1/3/94	W	65-63	(h)	11/17/06	L	69-68	(a)			
12/21/06	L	82-64	(a)	1/28/04	L	59-50	(h)	3/8/93	W	76-55	(a)	ST. PETER'S (NJ) (1-0)						
12/29/05	W	79-70	(h)	1/11/03	W	80-70	(a)	2/6/93	W	85-65	(h)	3/17/93*	W	61-44	(h)			
1/3/91	W	66-64	(n)	1/2/02	L	69-65	(h)	1/5/93	W	64-52	(a)	*NCAA Tournament						
12/31/85	L	79-61	(h)	2/20/01	L	81-54	(a)	3/8/92	W	82-70	(n)	SAMFORD (1-0)						
MISSISSIPPI STATE (0-1)				1/22/00	L	76-54	(h)	2/16/92	W	95-69	(h)	11/18/05	W	72-51	(h)			
2/27/87	L	81-67	(n)	3/5/00*	L	67-52	(a)	11/13/92	W	87-83	(a)	SAN DIEGO STATE (1-0)						
MISSOURI (1-0)				2/23/99	L	89-62	(a)	12/28/83	L	70-60	(h)	12/29/85	W	88-51	(h)			
1/5/85	W	82-81	(n)	2/3/98	W	77-76	(h)	PURDUE (2-3)				SAN FRANCISCO (1-0)						
MISSOURI-KANSAS CITY (1-1)				1/8/98	L	75-47	(a)	12/19/91	W	65-63	(h)	11/19/06	W	69-59	(a)			
1/9/91	L	53-44	(a)	1/29/97	L	72-71	(h)	11/25/90	L	86-56	(a)	SANTA CLARA (1-0)						
2/9/90	W	70-58	(h)	2/20/96	L	86-70	(a)	1/4/89	L	79-65	(a)	11/15/06	W	85-83	(a)			
MONMOUTH (1-0)				1/27/96	L	67-50	(h)	11/29/86	L	69-68	(n)	SIENA (1-0)						
11/28/86	W	82-73	(n)	1/7/88	L	83-68	(h)	12/31/84	W	69-64	(h)	12/3/05	W	76-47	(h)			
MONTANA (1-1)				2/7/86	W	62-61	(a)	QUINNIPIAC (1-0)				SETON HALL (13-9)						
12/20/05	L	83-74	(a)	1/5/86	L	59-53	(h)	11/29/02	W	87-56	(n)	2/21/04	W	81-43	(h)			
12/16/06	W	55-49	(h)	*BIG EAST Tournament				RADFORD (1-0)				2/26/03	L	78-71	(a-OT)			
MOREHEAD STATE (1-0)				OAKLAND (1-0)				12/21/86	L	79-75	(h)	1/19/02	W	56-54	(h)			
11/22/03	W	93-54	(a)	11/26/05	W	78-65	(h)	12/17/82	L	91-63	(n)	2/10/01	L	69-61	(a)			
MORRIS BROWN (1-0)				OHIO STATE (0-2)				RHODE ISLAND (0-2)				3/4/00	W	64-60	(h)			
11/25/02	W	111-44	(h)	12/27/86	L	79-75	(h)	1/4/94	L	56-54	(n)	1/15/00*	W	69-42	(a)			
MURRAY STATE (2-0)				12/20/97	L	67-62	(a)	1/11/86	L	66-65	(n)	2/17/99	W	66-52	(a)			
1/4/91	W	82-60	(n)	12/29/88	W	69-66	(h)	RICE (1-1)				2/18/98	W	73-66	(h)			
1/4/85	W	73-62	(h)	OKLAHOMA (2-1)				3/12/99*	L	65-58	(a)	1/3/98	W	70-66	(h)			
MURRAY STATE (2-0)				12/20/97	L	67-62	(a)	1/28/83	W	87-57	(n)	1/19/97	W	79-67	(h)			
1/4/91	W	82-60	(n)	12/29/88	W	69-66	(h)	RICHMOND (1-0)				2/27/96	W	67-60	(h)			
1/4/85	W	73-62	(h)	OKLAHOMA STATE (1-1)				12/2/03	W	80-73	(h)	1/13/96	L	69-62	(a)			
MURRAY STATE (2-0)				12/19/98	W	62-60	(h)	* WNIT										
1/4/91	W	82-60	(n)	1/2/91	W	74-71	(n)	RICHMOND (1-0)										
1/4/85	W	73-62	(h)	3/15/89*	L	93-69	(a)	12/2/03				W	80-73	(h)				
				* NCAA Tournament														

3/4/95	L	66-50	(a)	1/28/84	W	79-52	(h)	VANDERBILT (1-1)		1/2/84	W	65-58	(h)		
2/21/95	L	82-65	(h)	1/7/84	W	89-54	(a)	12/29/03	W	79-57	(h)	1/1/81	W	76-65	(h)
12/22/94	L	72-44	(a)	2/5/83	W	83-61	(h)	3/26/92*	L	77-67	(n)	WESTERN MICHIGAN (2-0)			
2/10/94	L	82-46	(h)	1/14/83	W	77-64	(a)	*NCAA Tournament			12/29/00	W	64-51	(h)	
1/13/94	L	93-50	(a)	3/4/82	W	75-60	(n)	VILLANOVA (9-13)			11/23/90	W	94-72	(a)	
2/27/93	W	72-60	(h)	2/6/82	W	75-67	(h)	1/7/04	W	58-55	(a)	WILLIAM & MARY (1-0)			
1/3/93	L	73-59	(a)	1/15/82	W	95-65	(a)	3/10/03	L	65-59	(n)	12/28/02	W	85-57	(h)
3/7/92	W	76-62	(n)	2/14/81	W	70-58	(h)	2/1/03	L	61-55	(h)	WISCONSIN-GREEN BAY (0-1)			
2/5/92	W	68-46	(h)	2/8/80	L	72-50	(a)	3/3/02	L	68-49	(n)	11/30/02	L	83-72	(a)
1/5/92	W	76-54	(a)	1978-79	L	60-44	(a)	1/29/02	L	80-52	(a)	WISCONSIN-MILWAUKEE (2-0)			
*BIG EAST Tournament				1978-79	L	66-57	(n)	2/27/01	L	60-59	(h)	11/28/07	W	73-70	(a-OT)
SOUTH ALABAMA (0-1)				2/06/77	W	74-59	(h)	1/26/00	L	44-34	(a)	11/13/06	W	78-71	(h)
11/22/80	L	74-51	(n)	SYRACUSE (17-6)				1/23/99	L	56-54	(a)	YALE (1-0)			
SOUTH CAROLINA (0-2)				2/18/04	W	85-65	(a)	2/21/98	W	67-64	(h)	12/28/01	W	75-46	(h)
11/28/93	L	71-68	(n)	3/8/03	W	77-64	(n)	1/14/98	L	68-67	(a-OT)				
2/28/83	L	66-56	(h)	1/25/03	L	62-59	(h)	2/2/96	W	70-56	(h)				
SOUTH CAROLINA STATE (0-1)				1/8/03	W	85-68	(a)	2/10/96	L	51-47	(a)				
12/3/83	L	73-69	(h)	1/16/02	W	75-71	(h-OT)	1/7/96	L	59-53	(h)				
SOUTH FLORIDA (28-11)				2/24/01	L	62-61	(a)	2/5/95	L	72-59	(h)				
11/25/03	W	62-55	(a)	2/26/00	W	66-64	(h)	1/4/95	L	64-51	(a)				
11/22/02	W	60-49	(h)	12/8/98	W	68-52	(h)	2/6/94	W	64-60	(a)				
11/27/01	L	76-68	(a)	2/7/98	W	58-56	(h)	1/6/94	W	64-40	(h)				
12/16/00	W	73-51	(h)	1/6/98	L	87-75	(a)	3/7/93	W	67-49	(n)				
11/20/97	W	55-52	(n)	2/22/97	W	64-53	(a)	2/20/93	W	57-52	(a)				
11/23/96	W	58-30	(a)	2/17/96	W	84-60	(h)	1/21/93	W	64-53	(a)				
12/1/95	W	73-68	(h)	1/20/96	L	69-60	(a)	3/1/92	W	84-67	(h)				
12/3/94	L	74-65	(n)	2/18/95	W	67-65	(h)	1/26/92	W	75-50	(a)				
3/3/90	W	72-59	(h)	1/18/95	W	65-54	(a)	VIRGINIA (1-5)							
1/18/90	W	89-72	(a)	2/20/94	L	58-41	(a)	1/21/08	L	79-68	(h)				
3/4/89	L	85-82	(a)	1/19/94	W	59-62	(h-2OT)	2/4/07	L	73-60	(a)				
1/14/89	W	77-74	(h)	2/3/93	W	60-40	(h)	3/22/06*	L	83-72	(a)				
3/6/88	W	76-60	(a)	1/17/93	W	65-53	(a)	1/22/06	L	77-68	(h)				
1/31/87	W	82-71	(h)	2/23/92	W	79-66	(a)	2/10/05	W	66-60	(a)				
2/14/87	W	80-61	(h)	1/21/92	W	74-52	(h)	12/28/87	L	78-69	(h)				
1/17/87	L	684-62	(a)	12/27/90	W	68-53	(h)	* WNIT							
3/1/86	W	53-48	(h)	12/30/88	L	78-62	(h)	VIRGINIA TECH (5-5)							
2/15/86	W	82-59	(a)	TAMPA (5-1)				2/11/08	L	81-73	(h-OT)				
1/25/85	W	91-65	(h)	2/10/84	W	73-64	(a)	1/25/07	L	78-71	(a)				
12/7/84	W	68-62	(a)	12/17/83	W	82-57	(h)	1/29/06	W	77-62	(h)				
1/20/84	W	88-68	(a)	12/18/82	W	77-68	(n)	2/27/05	L	90-45	(a)				
12/7/83	W	81-64	(h)	1/30/82	W	81-33	(h)	2/6/05	W	78-67	(h)				
2/12/83	L	64-63	(a)	1978-79	W	56-49	(a)	2/14/04	W	65-56	(a)				
12/11/82	W	75-63	(h)	1/29/77	L	50-45	(a)	1/28/03	W	67-66	(h-OT)				
1/16/82	W	60-48	(a)	TEMPLE (3-1)				2/20/02	W	55-53	(h)				
11/23/81	W	87-52	(h)	1/2/00	W	64-44	(h)	2/5/02	L	72-60	(a)				
2/26/81	W	69-47	(n)	12/8/89	W	79-73	(n)	1/7/01	L	64-51	(a)				
1/9/81	W	59-41	(a)	12/28/86	W	77-70	(h)	WAKE FOREST (3-3)							
11/24/80	W	78-60	(h)	1/14/84	L	87-69	(n)	2/24/08	L	50-45	(a)				
2/21/80	W	84-77	(a)	TENNESSEE-MARTIN (0-1)				2/8/07	W	77-51	(h)				
2/2/80	W	72-55	(h)	12/15/82	L	85-81	(n)	1/5/06	W	79-71	(a)				
1/26/80	L	81-76	(n)	TEXAS (1-1)				1/9/05	L	78-63	(h)				
1/19/80	W	84-72	(a)	12/9/01	W	57-55	(n)	11/27/93	L	74-65	(n)				
1/20/79	L	72-33	(a)	2/17/86	L	112-43	(a)	1/8/83	W	81-65	(n)				
2/22/79	L	85-45	(n)	TEXAS A&M (2-0)				WASHINGTON (0-1)							
1/27/78	L	84-47	(h)	12/19/02	W	84-58	(h)	12/29/89	L	85-68	(h)				
1/28/77	L	59-46	(a)	2/9/85	W	75-62	(a)	WEBER STATE (1-0)							
2/27/76	L	71-46	(n)	TEXAS CHRISTIAN (1-0)				11/28/03	W	82-60	(n)				
2/6/76	W	59-52	(n)	11/21/04	W	68-57	(h)	WEST POINT (1-0)							
SOUTHERN ILLINOIS (1-0)				TEXAS STATE (1-0)				1/7/80	W	73-62	(h)				
12/20/95	W	70-61	(h)	12/16/06	W	92-67	(h)	WEST VIRGINIA (12-3)							
SOUTHERN METHODIST (0-1)				TEXAS SOUTHERN (3-0)				2/28/04	W	82-74	(h)				
12/29/99	L	76-55	(h)	12/18/92	W	98-41	(h)	2/15/03	L	100-84	(a)				
SOUTHERN MISS (1-1)				12/31/91	W	85-48	(h)	1/8/02	L	57-52	(a)				
12/18/07	W	63-56	(n)	12/14/90	W	73-65	(h)	12/4/01	W	69-53	(h)				
3/5/81	L	80-75	(a)	TEXAS TECH (0-2)				2/15/00	W	84-68	(h)				
SW LOUISIANA (1-0)				12/6/04	L	109-49	(n)	2/5/00	W	70-50	(a)				
1/6/84	W	84-78	(n)	12/30/92	L	75-74	(h)	2/27/99	W	77-55	(h)				
SW MISSOURI STATE (1-0)				TOLEDO (3-1)				2/31/99	W	86-69	(n)				
11/25/88	W	90-71	(n)	12/28/03	W	68-57	(h)	2/3/99	W	98-73	(h)				
STEPHEN F. AUSTIN (0-1)				12/15/90	L	59-58	(h)	2/24/98	W	90-69	(a)				
1/5/90	L	69-62	(n)	1/9/89	W	66-52	(a)	12/31/97	W	74-72	(h-OT)				
STETSON (19-3)				12/31/83	W	88-77	(h)	2/22/97	L	75-70	(a)				
3/7/91	W	98-77	(n)	TULANE (1-2)				2/8/96	W	88-69	(a)				
2/20/91	W	77-63	(a)	11/28/99	L	75-66	(h)	1/25/96	W	77-58	(h)				
1/12/91	W	112-74	(h)	11/22/98	L	63-56	(a)	12/28/80	W	89-87	(h-OT)				
1/13/90	W	88-69	(a)	3/7/87	W	76-72	(h)	WESTERN ILLINOIS (1-0)							
2/13/89	W	69-63	(h)	UPPER IOWA (1-0)				1/4/83	W	80-63	(h)				
2/8/88	W	67-63	(a)	1/6/80	W	70-39	(h)	WESTERN KENTUCKY (2-4)							
1/21/87	W	77-65	(h)	VALPARAISO (1-0)				1/21/01	L	82-75	(h-OT)				
2/16/85	W	77-46	(h)	12/18/93	W	77-59	(h)	1/11/00	L	75-68	(a)				
1/2/85	W	68-58	(a)					1/7/99	L	75-61	(h)				
2/11/84	W	80-62	(a)					3/20/93	L	78-63	(a)				

Opponents

©2008 S-VC, Inc.

Tested in labs.
Proven by pros.
Dumped on coaches.



On sidelines since 1965. **is it in you?**

2007-08 In Review

Maurita Reid



In Review

2007-08 Results



Maurita Reid

LaToya Cunningham

Epiphany Woodson

Charmaine Clark

Carla Williams

Lamese James

RECORD	OVERALL	HOME	AWAY	NEUTRAL
ALL GAMES	(9-21)	(6-13)	(2-6)	(1-2)
ACC	(2-12)	(1-6)	(1-6)	(0-0)
NON-CONFERENCE	(7-9)	(5-7)	(1-0)	(1-2)

DATE	OPPONENT	SCORE	ATTEND	HIGH POINTS	HIGH REBOUNDS
11/9/07	FLORIDA ATLANTIC	W 64-45	2897	(21)Maurita Reid	(9)Maurita Reid
11/13/07	JACKSONVILLE	64-72 L	486	(19)Maurita Reid	(13)Maurita Reid
11/19/07	MICHIGAN	50-65 L	702	(14)Albrey Grimsley	(9)Carla Williams
11/23/07	#FORDHAM	W 57-40	520	(12)Vitalija Vasciunaite	(12)Lamese James
11/24/07	#BUTLER	59-62 L	639	(14)Maurita Reid	(7)Maurita Reid
11/28/07	at Milwaukee	WOT 73-70	487	(17)LaToya Cunningham	(7)Lamese James
12/2/07	UCF	W 64-56	495	(14)Lamese James	(12)Lamese James
12/4/07	FIU	58-60 L	527	(15)Maurita Reid	(7)Lamese James
12/8/07	HOU	62-63 L	295	(20)Maurita Reid	(7)LaToya Drake
12/15/07	OLE MISS	52-65 L	370	(17)Maurita Reid	(7)LaToya Drake
12/18/07	vs USM	W 63-56	250	(18)LaToya Drake	(8)LaToya Drake
12/19/07	vs LSU	52-63 L	250	(16)Albrey Grimsley	(6)Maurita Reid
12/29/07	%MAINE	53-54 L	483	(25)Maurita Reid	(7)Carla Williams
12/30/07	%CENTRAL ARKANSAS	W 90-57	215	(21)Maurita Reid	(6)Diane Barnes
1/2/08	CHARLESTON SOUTHERN	W 88-56	270	(27)Maurita Reid	(7)Maurita Reid
1/5/08	*DUKE	72-84 L	1015	(22)Maurita Reid	(5)Maurita Reid
1/10/08	*at Clemson	W 66-61	824	(23)Maurita Reid	(9)Carla Williams
1/13/08	*at Georgia Tech	65-68 L	1477	(18)Maurita Reid	(8)Maurita Reid
1/21/08	*VIRGINIA	68-79 L	640	(20)Maurita Reid	(8)Carla Williams
1/24/08	*FLORIDA STATE	70-75 LOT	1284	(21)Albrey Grimsley	(8)Maurita Reid
1/31/08	*at #5/5 Maryland	50-90 L	7061	(15)Maurita Reid	(4)Epiphany Woodson
2/3/08	*at Boston College	42-70 L	1867	(9)Maurita Reid	(5)Damisha Moore
2/7/08	*GEORGIA TECH	W 54-52	566	(16)Epiphany Woodson	(8)Lamese James
2/11/08	*VIRGINIA TECH	73-81 LOT	894	(26)Maurita Reid	(6)Maurita Reid
2/14/08	*at NC State	45-51 L	1021	(13)Maurita Reid	(8)Maurita Reid
2/21/08	*NORTH CAROLINA	61-79 L	1128	(18)Maurita Reid	(9)Charmaine Clark
2/24/08	*at Wake Forest	45-50 L	892	(15)Maurita Reid	(7)Epiphany Woodson
2/28/08	*at Florida State	49-50 L	3080	(10)Carla Williams	(10)Damisha Moore
3/2/08	*BOSTON COLLEGE	52-63 L	710	(11)LaToya Cunningham	(6)Maurita Reid
3/6/08	^vs Georgia Tech	49-76 L	10158	(12)Maurita Reid	(4)Epiphany Woodson

* ACC game

UM Thanksgiving Tournament (Coral Gables, Fla.)

% UM Holiday Tournament (Coral Gables, Fla.)

^ ACC Tournament (Greensboro, N.C.)

ATTENDANCE	GAMES	TOTALS	AVG/GAME
Home	19	14,136	744
Away	8	16,709	2,089
Neutral	3	10,658	3,553
Total	30	41,503	1,383

2007-08 Individual Statistics



LaToya Drake

Damisha Moore

Diane Barnes

Vitalija Vasciunaite

Briyana Blair

Head Coach Katie Meier

#	Player	GP-GS	Min-Avg	--TOTAL--		--3-PTS--		FT-FTA	Pct	--REBOUNDS--		PF	FO	A	TO	Blk	Stl	Pts	Avg
				FG-FGA	Pct	3FG-FGA	Pct			Off-Def-Tot	Avg								
10	Maurita Reid.....	30-30	876-29.2	164-418	.392	76-219	.347	54-83	.651	76-92-168	5.6	90	3	71	93	4	110	458	15.3
	Conference-Only..	14-14	442-31.6	74-191	.387	35-101	.347	29-44	.659	33-44-77	5.5	45	1	34	42	2	44	212	15.1
20	Albrey Grimsley....	25-25	705-28.2	82-201	.408	10-32	.313	25-35	.714	23-46-69	2.8	40	1	93	72	4	22	199	8.0
	Conference-Only..	10-10	292-29.2	30-76	.395	5-14	.357	14-18	.778	7-17-24	2.4	19	0	43	39	0	4	79	7.9
23	L. Cunningham..	30-15	860-38.7	76-235	.323	43-151	.285	7-13	.538	20-46-66	2.2	41	1	74	71	1	36	202	6.7
	Conference-Only..	14-6	407-29.1	33-106	.311	20-74	.270	4-8	.500	8-18-26	1.9	18	0	27	29	0	24	90	6.4
32	Epiphany Woodson...	29-18	735-25.3	71-218	.326	23-88	.261	21-31	.677	14-60-74	2.6	20	0	55	39	0	28	186	6.4
	Conference-Only..	13-11	370-28.5	34-114	.298	14-51	.275	10-14	.714	8-29-37	2.8	4	0	24	19	0	12	92	7.1
14	Charmaine Clark...	29-19	616-21.2	61-167	.365	6-29	.207	42-66	.636	38-60-98	3.4	556	0	26	47	18	18	170	5.9
	Conference-Only..	14-12	345-24.6	35-101	.347	5-14	.357	15-30	.500	23-36-59	4.2	32	0	16	28	10	14	90	6.4
42	Carla Williams.....	28-22	475-17.0	62-136	.456	0-1	.000	24-45	.533	48-66-114	4.1	47	0	9	38	13	31	148	5.3
	Conference-Only..	13-10	250-19.2	32-70	.457	0-0	.000	12-22	.545	29-35-64	4.9	24	0	5	18	7	19	76	5.8
23	Lamese James..	30-3	472-15.7	54-124	.435	5-21	.238	15-28	.536	46-72-118	3.9	42	1	13	35	9	14	128	4.3
	Conference-Only..	14-0	194-13.9	20-51	.392	1-10	.100	7-15	.467	17-20-37	2.6	15	0	1	17	3	5	48	3.4
25	Eboni Sadler.....	8-5	138-17.3	12-40	.300	2-13	.154	6-9	.667	11-21-32	4.0	13	0	4	10	7	9	32	4.0
	Conference-Only..	0-0	0-0.0	0-0	.000	0-0	.000	0-0	.000	0-0-0	0.0	0	0	0	0	0	0	0	0.0
00	LaToya Drake.....	25-1	292-11.7	27-71	.380	0-0	.000	26-39	.667	24-31-55	2.2	34	0	3	8	12	12	80	3.2
	Conference-Only..	11-0	117-10.6	8-30	.267	0-0	.000	7-9	.778	7-7-14	1.3	19	0	2	3	3	6	23	2.1
00	Damisha Moore.....	18-3	225-12.5	25-69	.362	3-22	.136	4-5	.800	12-32-44	2.4	12	0	15	15	4	4	57	3.2
	Conference-Only..	9-2	135-15.0	21-44	.477	2-13	.154	2-3	.667	10-17-27	3.0	6	0	7	8	3	3	46	5.1
00	Diane Barnes.....	29-9	398-13.7	26-72	.361	0-0	.000	15-36	.417	30-61-91	3.1	58	2	6	25	11	21	67	2.3
	Conference-Only..	13-5	217-16.7	15-42	.357	0-0	.000	5-14	.357	16-29-45	3.5	34	1	2	11	5	14	35	2.7
00	V. Vasciunaite.....	15-0	63-4.2	10-35	.286	8-26	.308	2-2	1.000	2-2-4	0.3	9	0	4	8	1	3	30	2.0
	Conference-Only..	6-0	17-2.8	2-12	.167	1-9	.111	0-0	.000	0-0-0	0-0	1	0	0	1	0	0	5	0.8
00	Briyana Blair.....	21-0	171-8.1	16-40	.400	2-7	.286	7-13	.538	8-14-22	1.0	26	0	14	24	0	11	41	2.0
	Conference-Only..	8-0	44-5.5	5-11	.455	2-2	1.000	0-0	.000	0-2-2	0.3	8	0	3	10	0	0	12	1.5
44	Kathryn Hester....	9-0	50-5.6	5-12	.417	0-0	.000	2-6	.333	4-7-11	1.2	5	0	0	9	1	0	12	1.3
	Conference-Only..	4-0	21-5.3	2-4	.500	0-0	.000	0-0	.000	1-2-3	0.8	1	0	0	3	0	0	4	1.0
	TOTAL.....	30	6076	691-1838	.376	178-609	.292	250-411	.608	426-670-1096	36.5	493	8	387	510	85	319	1810	60.3
	Conference-Only..	14	2851	311-852	.365	85-288	.295	105-177	.593	186-284-470	33.6	226	2	164	236	33	145	812	58.0
	OPPONENTS.....	30	6077	692-1645	.421	172-509	.338	357-507	.704	361-802-1163	3808	412	-	426	587	83	232	1913	63.8
	Conference-Only..	14	2851	352-770	.457	71-206	.345	178-249	.715	170-385-555	39.6	170	-	214	271	44	114	953	68.1

In Review

2007-08 Statistical Leaders

SCORING

1. Maurita Reid	15.3
2. Albrey Grimsley	8.0
3. LaToya Cunningham	6.7
4. Epiphany Woodson	6.4
5. Charmaine Clark	5.9

FIELD GOAL PERCENTAGE

1. Carla Williams	.456
2. Lamese James	.435
3. Kathryn Hester	.417
4. Albrey Grimsley	.408
5. Briyana Blair	.400

FREE THROW PERCENTAGE

1. Vitalija Vasciunaite	1.000
2. Damisha Moore	.800
3. Albrey Grimsley	.714
4. Epiphany Woodson	.677
5. LaToya Drake	.667

3-POINT FG MADE

1. Maurita Reid	2.5
2. LaToya Cunningham	1.4
3. Epiphany Woodson	0.8
4. Vitalija Vasciunaite	0.5
5. Albrey Grimsley	0.4

3-POINT FG PERCENTAGE

1. Maurita Reid	.347
2. Albrey Grimsley	.313
3. Vitalija Vasciunaite	.308
4. Briyana Blair	.286
5. LaToya Cunningham	.285

REBOUNDING

1. Maurita Reid	5.6
2. Carla Williams	4.1
3. Eboni Sadler	4.0
4. Lamese James	3.9
5. Charmaine Clark	3.4

OFFENSIVE REBOUNDS

1. Maurita Reid	2.5
2. Carla Williams	1.7
3. Lamese James	1.5
4. Charmaine Clark	1.3
5. Diane Barnes	1.0

DEFENSIVE REBOUNDS

1. Maurita Reid	3.1
2. Lamese James	2.4
3. Carla Williams	2.4
4. Diane Barnes	2.1
5. Epiphany Woodson	2.1

ASSISTS

1. Albrey Grimsley	3.7
2. LaToya Cunningham	2.5
3. Maurita Reid	2.4
4. Epiphany Woodson	1.9
5. Charmaine Clark	0.9

STEALS

1. Maurita Reid	3.7
2. LaToya Cunningham	1.2
3. Carla Williams	1.1
4. Epiphany Woodson	1.0
5. Albrey Grimsley	0.9

BLOCKED SHOTS

1. Charmaine Clark	0.6
2. Carla Williams	0.5
LaToya Drake	0.4
4. Diane Barnes	0.4
5. Lamese James	0.3

MINUTES

1. Maurita Reid	29.2
2. LaToya Cunningham	28.7
4. Albrey Grimsley	28.2
3. Epiphany Woodson	25.3
5. Charmaine Clark	21.2



MIAMI TEAM GAME HIGHS

POINTS	90	vs Central Arkansas (12/30)
FIELD GOALS MADE	36	vs Charleston Southern (1/2)
FIELD GOAL ATTEMPTS	82	vs North Carolina (2/21)
FIELD GOAL PCT.	590 (36-61)	vs Charleston Southern (1/2)
3 PT FIELD GOALS MADE	10	vs Duke (1/5)
3 PT FG ATTEMPTS	35	vs North Carolina (2/21)
3 PT FG PCT	.643 (9-14)	at Georgia Tech (1/13)
FREE THROWS MADE	18	vs UCF (12/2)
FREE THROW ATTEMPTS	26	vs Central Arkansas (12/30)
FREE THROW PCT	1.000 (12-12)	vs Jacksonville (11/13)
REBOUNDS	51	vs Florida Atlantic (11/9)
ASSISTS	27	vs Charleston Southern (1/2)
STEALS	18	at UW-Milwaukee (11/28)
BLOCKED SHOTS	7	vs Ole Miss (12/15)
TURNOVERS	27	at Georgia Tech (1/13)
FOULS	24	vs Georgia Tech (3/6)

MIAMI TEAM GAME LOWS

POINTS	42	at Boston College (2/3)
FIELD GOALS MADE	15	at Boston College (2/3)
FIELD GOAL ATTEMPTS	49	vs LSU (12/19)
FIELD GOAL PCT	.250 (19-76)	vs Ole Miss (12/15)
3 PT FIELD GOALS MADE	2	vs UCF (12/12)
	2	at Boston College (2/3)
	2	at Florida State (2/28)
3 PT FG ATTEMPTS	13	at Boston College (2/3)
3 PT FG PCT	.100 (2-20)	vs UCF (12/12)
FREE THROWS MADE	2	vs Michigan (11/19)
FREE THROW ATTEMPTS	4	vs Michigan (11/19)
	4	at Maryland (1/31)
FREE THROW PCT	.429 (3-7)	at Florida State (2/28)
REBOUNDS	24	at Maryland (1/31)
ASSISTS	6	at Maryland (1/31)
STEALS	4	at Maryland (1/31)
BLOCKED SHOTS	0	vs LSU (12/19)
TURNOVERS	8	vs Boston College (3/2)
FOULS	9	vs Charleston Southern (1/2)
	9	at Boston College (2/3)

OPPONENT TEAM GAME HIGHS

POINTS	90	at Maryland (1/31)
FIELD GOALS MADE	36	vs Charleston Southern (1/2)
FIELD GOAL ATTEMPTS	65	vs Charleston Southern (1/2)
FIELD GOAL PCT	.593 (32-54)	at Boston College (2/3)
3 PT FIELD GOALS MADE	10	vs Michigan (11/19)
3 PT FG ATTEMPTS	29	vs Southern Miss (12/18)
3 PT FG PCT	.545 (6-11)	vs Florida State (1/24)
FREE THROWS MADE	24	vs Virginia (1/21)
	24	vs Duke (1/5)
FREE THROW ATTEMPTS	33	vs Jacksonville (11/13)
FREE THROW PCT	.900 (9-10)	vs Southern Miss (12/18)
REBOUNDS	50	vs North Carolina (2/21)
ASSISTS	25	vs Virginia Tech (2/11)
STEALS	16	vs Jacksonville (11/13)
BLOCKED SHOTS	10	vs Duke (1/5)
TURNOVERS	32	at Milwaukee (11/28)
FOULS	21	vs Southern Miss (12/18)

OPPONENT TEAM GAME LOWS

POINTS	40	vs Fordham (11/23)
FIELD GOALS MADE	12	vs Fordham (11/23)
FIELD GOAL ATTEMPTS	42	vs Boston College (3/2)
FIELD GOAL PCT	.235 (12-51)	vs Fordham (11/23)
3 PT FIELD GOALS MADE	1	vs Ole Miss (12/15)
3 PT FG ATTEMPTS	6	vs Ole Miss (12/15)
3 PT FG PCT	.167 (1-6)	vs Ole Miss (12/15)
FREE THROWS MADE	1	at Boston College (2/3)
	1	vs Virginia Tech (2/11)
FREE THROW ATTEMPTS	3	vs Virginia Tech (2/11)
FREE THROW PCT	.250 (1-4)	at Boston College (2/3)
REBOUNDS	30	vs Charleston Southern (1/2)
ASSISTS	5	at Florida State (2/28)
STEALS	2	vs Southern Miss (12/18)
	2	vs Virginia Tech (2/11)
	2	vs Boston College (3/2)
BLOCKED SHOTS	0	vs Southern Miss (12/18)
	0	vs LSU (12/19)
TURNOVERS	12	at Maryland (1/31)
FOULS	7	vs Michigan (11/19)
	7	at NC State (2/14)

2007-08 ACC in Review



Maurita Reid

FINAL STANDINGS

TEAM	ACC			OVERALL					
	RECORD	PCT.	HOME	AWAY	RECORD	PCT.	HOME	ROAD	NEUTRAL
1. North Carolina	.14-0	1.000	.7-0	.7-0	.33-3	.917	.18-0	.8-2	.7-1
2. Maryland	.13-1	.929	.7-0	.6-1	.33-4	.892	.21-0	.9-2	.3-2
3. Duke	.10-4	.714	.5-2	.5-2	.25-10	.714	.10-3	.7-4	.8-3
4. Virginia	.10-4	.714	.5-2	.5-2	.24-10	.706	.14-3	.6-5	.4-2
5. Georgia Tech	.7-7	.500	.5-2	.2-5	.22-10	.688	.14-2	.7-7	.1-1
6. Florida State	.7-7	.500	.5-2	.2-5	.19-14	.576	.9-3	.6-8	.4-3
7. Boston College	.7-7	.500	.4-3	.3-4	.21-12	.636	.14-3	.5-8	.2-1
8. NC State	.6-8	.429	.4-3	.2-5	.21-13	.618	.14-4	.4-7	.3-2
9. Clemson	.4-10	.286	.1-6	.3-4	.12-19	.387	.5-9	.4-9	.3-1
10. Virginia Tech	.2-12	.143	.1-6	.1-6	.15-15	.500	.11-6	.1-7	.3-2
11. Wake Forest	.2-12	.143	.2-5	.0-7	.15-15	.500	.10-6	.2-8	.3-1
12. Miami	.2-12	.143	.1-6	.1-6	.9-21	.300	.6-13	.2-6	.1-2

2007-08 ALL-ACC TEAMS

FIRST TEAM

Crystal Langhorne, MD	Votes	144
Kristi Toliver, MD		144
Khadijah Whittington, ST		142
Erlana Larkins, UNC		138
LaToya Pringle, UNC		97

SECOND TEAM

Monica Wright, UVA	Votes	95
Rashanda McCants, UNC		85
Chante Black, DU		84
Marissa Coleman, MD		83
Brittany Cook, VT		76

THIRD TEAM

Janie Mitchell, GT	Votes	73
Laura Harper, MD		48
Abby Waner, DU		43
Shamee' Zoll, UVA		42
Lyndra Littles, UVA		24

HONORABLE MENTION

(15 or more votes)	Votes	
Aisha Mohammed, UVA		23
Stefanie Murphy, BC		18
Tanae Davis-Cain, FSU		17
Maurita Reid, UM		17
Chioma Nnamaka		15

ALL-DEFENSIVE TEAM

LaToya Pringle, UNC
Maurita Reid, UM
Khadijah Whittington, ST
Jacqua Williams, GT
Monica Wright, UVA

ALL-FRESHMEN TEAM

Stefanie Murphy, BC	Votes	49
Cetera DeGraffenreid, UNC		49
Carolyn Swords, BC		46
Alex Montgomery, GT		40
Andrea Barbour, VT		29

HONORABLE MENTION

Marah Strickland, MD	Votes	16
Jasmine Thomas, DU		15

PLAYER OF THE YEAR

Crystal Langhorne, Maryland

DEFENSIVE PLAYER OF THE YEAR

LaToya Pringle, North Carolina

ROOKIE OF THE YEAR

Stefanie Murphy, Boston College

COACH OF THE YEAR

Sylvia Hatchel, North Carolina

2008 ACC TOURNAMENT RESULTS

First Round, March 6

- #5 GT d. #12 Miami, 76-49
- #9 Clem. d. #8 NC St., 65-60 (OT)
- #7 BC d. #10 VT, 57-47
- #6 FSU d. #11 Wake Forest, 57-52

Quarterfinals, March 7

- #4 Virginia d. #5 GT, 52-43
- #1 UNC d. #9 Clemson, 97-77
- #2 Maryland d. #7 BC, 93-81
- #3 Duke d. #6 FSU, 81-67

Semifinals, March 8

- #1 UNC d. #4 Virginia, 80-65
- #3 Duke d. #2 Maryland, 74-63

Championship, March 9

- #1 UNC d. #3 Duke, 86-73

ALL-TOURNAMENT TEAM

FIRST TEAM

Monica Wright, UVA
Abby Waner, DU
Rashanda McCants, UNC
LaToya Pringle, UNC
Erlana Larkins, UNC

SECOND TEAM

Mickel Picco, BC
Crystal Langhorne, MD
Wanisha Smith, DU
Joy Cheek, DU
Cetera DeGraffenreid, UNC

TOURNAMENT MVP

Erlana Larkins, UNC

THE ACC... BY THE NUMBERS

- 3 For the third-straight year, a pair of ACC teams earned No. 1 seeds in the NCAA Tournament.
- 6 For the sixth-straight year, the ACC was represented by at least six teams in the 2007 NCAA field of 64.
- 8 The number of ACC teams that advanced to post season tournaments (NCAA and WNIT).
- 14 North Carolina's record in conference play. UNC followed Duke in going undefeated in the ACC.
- 72.7 The ACC's winning percentage versus non-conference opponents.
- 10,158 The number of fans to watch the first-round match-up of Miami-Georgia Tech at the 2008 ACC Women's Basketball Tournament at the Greensboro Coliseum, a new first-round record.



09ACC
WOMEN'S BASKETBALL TOURNAMENT
 MARCH 5-8, GREENSBORO, NC
 THEACC.COM

In Review

2007-08 ACC Statistical Leaders

TEAM

SCORING OFFENSE

1. North Carolina	.86.3
2. Maryland	.82.0
3. Virginia	.74.7
4. Duke	.71.2
5. Georgia Tech	.70.3
11. Miami	.60.3

SCORING DEFENSE

1. Wake Forest	.56.2
2. NC State	.56.8
3. Duke	.59.6
4. Georgia Tech	.60.1
5. Boston College	.61.1
6. Miami	.63.8

SCORING MARGIN

1. North Carolina	+22.3
2. Maryland	+17.0
3. Duke	+11.5
4. Virginia	+10.7
5. Georgia Tech	+10.3
11. Miami	-3.4

FREE THROW PCT

1. Maryland	.746
2. Virginia Tech	.736
3. Virginia	.707
4. North Carolina	.692
5. Boston College	.683
12. Miami	.608

FIELD GOAL PCT

1. Maryland	.495
2. North Carolina	.470
3. Boston College	.468
4. Virginia	.446
5. Duke	.425
12. Miami	.376

FIELD GOAL PCT DEFENSE

1. North Carolina	.360
2. Duke	.365
3. Wake Forest	.367
4. NC State	.367
5. Maryland	.388
11. Miami	.421

3-POINT FIELD GOAL PCT

1. Maryland	.378
2. Virginia	.360
3. Florida State	.357
4. Wake Forest	.324
5. NC State	.319
9. Miami	.292

3-POINT FIELD GOAL PCT DEFENSE

1. North Carolina	.261
2. NC State	.284
3. Maryland	.290
4. Georgia Tech	.295
5. Virginia	.298
12. Miami	.338

3-POINT FG MADE

1. Maryland	6.00
2. Miami	5.93
3. Florida State	5.52
4. Wake Forest	5.27
5. Georgia Tech	5.00

REBOUNDING OFFENSE

1. North Carolina	47.0
2. Maryland	42.7
3. Duke	42.3
4. NC State	40.6
5. Wake Forest	39.6
12. Miami	36.5

REBOUNDING DEFENSE

1. Boston College	30.1
2. Maryland	31.8
3. Georgia Tech	35.0
4. Virginia	35.4
5. Duke	35.7
10. Miami	38.8

REBOUNDING MARGIN

1. Maryland	+10.9
2. North Carolina	+8.7
3. Boston College	+7.0
4. Duke	+6.6
5. Virginia	+3.6
11. Miami	-2.2

BLOCKED SHOTS

1. North Carolina	6.83
2. Duke	6.00
3. NC State	5.06
4. Virginia Tech	4.50
5. Florida State	4.09
10. Miami	2.83

ASSISTS

1. North Carolina	17.75
2. Boston College	17.33
3. Maryland	15.68
4. Duke	14.97
5. Virginia	14.56
9. Miami	12.90

STEALS

1. Georgia Tech	14.25
2. North Carolina	12.78
3. Duke	12.63
4. Clemson	11.00
5. Miami	10.63

TURNOVER MARGIN

1. Georgia Tech	+6.25
2. North Carolina	+3.50
3. Duke	+3.49
4. Miami	+2.57
5. Virginia	+2.32

ASSIST/TURNOVER RATIO

1. Maryland	0.90
2. North Carolina	0.89
3. Boston College	0.86
4. Duke	0.83
5. Virginia	0.79
6. Miami	0.76

OFFENSIVE REBOUNDS

1. North Carolina	18.08
2. Duke	16.94
3. Georgia Tech	15.69
4. Clemson	14.29
5. Miami	14.17

DEFENSIVE REBOUNDS

1. Maryland	29.43
2. North Carolina	28.89
3. NC State	26.79
4. Wake Forest	26.70
5. Florida State	25.94
11. Miami	22.37

INDIVIDUAL

SCORING

1. Brittany Cook, VT	17.9
2. Monica Wright, UVA	17.6
3. Crystal Langhorne, MD	17.3
4. Kristi Tolliver, MD	17.1
5. Khadijah Whittington, ST	16.8
10. Maurita Reid, UM	15.3

REBOUNDING

1. K. Whittington, ST	11.7
2. Erlana Larkins, NC	9.5
3. Crystal Langhorne, MD	9.4
4. Aisha Mohammed, UVA	9.2
5. Laura Harper, MD	8.5

FIELD GOAL PERCENTAGE

1. Crystal Langhorne, MD	.647
2. Carolyn Swords, BC	.642
3. Stefanie Murphy, BC	.570
4. Aisha Mohammed, UVA	.554
5. Chante Black, DU	.525

ASSISTS

1. Kristi Tolliver, MD	7.43
2. Sharnae Zoll, UVA	6.35
3. Laura Haskins, VT	4.75
4. Jaclyn Thoman, BC	3.81
5. Shante Williams, FSU	3.79

FREE THROW PCT

1. Kristi Tolliver, MD	.860
2. Mara Freshour, FSU	.826
3. Marissa Coleman, MD	.810
4. Shayla Fields, ST	.790
5. Chante Black, DU	.778

STEALS

1. Jacqua Williams, GT	3.81
2. Maurita Reid, UM	3.67
3. Jill Ingram, GT	3.16
4. Lele Hardy, CU	2.71
5. Abby Waner, DU	2.58

3-POINT FIELD GOAL PCT

1. Mara Freshour, FSU	.429
2. Marah Strickland, MD	.407
3. Chioma Nnamaka, GT	.387
4. Kristi Tolliver, MD	.371
5. Mickel Picco, BC	.367
9. Maurita Reid, UM	.347

3-POINT FIELD GOALS MADE

1. Chioma Nnamaka, GT	2.97
2. Maurita Reid, UM	2.53
3. Kristi Tolliver, MD	2.11
4. Mara Freshour, FSU	2.00
5. Mickel Picco, BC	1.94
11. LaToya Cunningham, UM	1.43

BLOCKED SHOTS

1. LaToya Pringle, NC	2.71
2. Jacinta Monroe, FS	2.36
3. Chante Black, DU	2.31
4. Jessica Breland, NC	2.06
5. Amber Hall, VT	1.77

ASSIST/TURNOVER RATIO

1. Sharnae Zoll, UVA	2.04
2. Kristi Tolliver, MD	1.70
3. Laura Haskins, VT	1.64
4. Jill Ingram, GT	1.41
5. Shayla Fields, ST	1.36
6. Albrey Grimsley, UM	1.29

OFFENSIVE REBOUNDS

1. Erlana Larkins, NC	4.43
2. Aisha Mohammed, UVA	3.88
3. Khadijah Whittington, ST	3.76
4. Crystal Langhorne, MD	3.52
5. Laura Harper, MD	3.11
13. Maurita Reid, UM	2.53

DEFENSIVE REBOUNDS

1. Khadijah Whittington, ST	7.94
2. Marissa Coleman, MD	5.89
3. Crystal Langhorne, MD	5.84
4. Aisha Mohammed, UVA	5.35
5. Laura Harper, MD	5.35

MINUTES PLAYED

1. Shayla Fields, ST	36.00
2. Mara Freshour, FSU	34.91
3. Alex Tchanguou, WF	34.70
4. Khadijah Whittington, ST	34.50
5. Kristi Tolliver, MD	34.41
23. Maurita Reid, UM	29.20
25. LaToya Cunningham, UM	28.67
28. Albrey Grimsley, UM	28.20

2007-08 Game-by-Game Review

GAME 1: MIAMI 64, FLORIDA ATLANTIC 45

11/9/07 – CORAL GABLES... Maurita Reid scored 21 point in leading the Hurricanes to their season-opening victory. LaToya Cunningham added 16 points and Charmaine Clark scored 14. Reid scored 13 points in the first half to pace Miami, including 3-of-6 from the three point line, to help Miami to a 24-2 run. The Hurricane defense held the Owls to 6-of-28 shooting in the first half, before holding on for the 64-45 victory.

VISITORS: Florida Atlantic 0-1

##	Player	tot-fg		3-pt		rebounds			pf	tp	a	to	blk	s	min		
		fg	fga	fg	fga	ft	fta	of								de	tot
02	Bowe, Brittany	* 3	12	2	8	0	0	1	3	4	2	8	1	5	0	2	28
05	Givens, Jamie	* 3	8	2	4	1	2	1	1	2	2	9	1	1	0	0	26
13	Cox, Breana	* 3	8	0	3	4	2	5	7	2	9	0	2	2	0	27	
24	Brayboy, Shuteamia	* 1	3	0	0	0	1	1	2	2	2	7	5	0	6	37	
25	Stubbs, Carla	* 1	12	0	7	0	0	2	3	5	2	2	2	0	0	24	
10	Beauzil, Susan	0	1	0	0	0	0	0	0	0	0	1	0	0	0	2	
22	Lizama, Adel	1	4	1	3	0	0	1	1	0	3	0	1	0	1	14	
31	Giller, Jenna	2	6	1	1	0	1	0	3	3	1	5	2	2	0	15	
32	Jones, Hannah	1	4	0	0	3	5	3	0	3	2	5	0	2	1	9	
45	Momoh, Jana	1	4	0	0	0	1	5	6	2	2	0	1	0	0	18	
TEAM						3 3 6											
Totals.....		16	62	6	23	7	12	14	25	39	16	45	13	22	3	9	200

TOTAL FG%	1st Half: 6-28 21.4%	2nd Half: 10-34 29.4%	Game: 25.8%	DEADBALL
3-Pl. FG%	1st Half: 1-9 11.1%	2nd Half: 5-14 35.7%	Game: 26.1%	REBOUNDS
F Throw %	1st Half: 3-4 75.0%	2nd Half: 4-8 50.0%	Game: 58.3%	4

HOME TEAM: Miami (Fla.) 1-0

##	Player	tot-fg		3-pt		rebounds			pf	tp	a	to	blk	s	min		
		fg	fga	fg	fga	ft	fta	of								de	tot
10	Maurita Reid	* 7	16	5	13	2	2	4	5	9	3	21	1	7	0	4	28
14	Charmaine Clark	* 5	12	0	3	2	2	3	2	5	1	12	0	3	1	0	24
20	Albrey Grimsley	* 2	10	0	1	0	0	1	3	4	1	4	3	2	0	0	25
23	LaToya Cunningham	* 6	9	4	6	0	0	1	2	3	2	16	9	3	0	1	35
42	Carla Williams	* 2	6	0	0	0	2	1	3	4	2	4	0	2	0	2	16
04	Lamese James	1	1	0	0	0	0	1	1	2	1	2	0	1	1	0	8
05	LaToya Drake	0	0	0	0	0	0	0	0	0	0	0	0	0	0	0	1
21	Briyana Blair	0	0	0	0	0	0	0	0	0	0	0	0	0	0	0	3
25	Eboni Sadler	0	4	0	1	2	3	1	4	5	2	2	0	0	2	0	16
30	Vitalija Vasciunaite	0	0	0	0	0	0	0	0	0	0	0	0	0	0	0	1
32	Epiphany Woodson	1	5	1	3	0	0	0	8	8	0	3	1	0	0	0	28
33	Diane Barnes	0	1	0	0	0	0	1	2	3	2	0	1	2	2	0	13
44	Kathryn Hester	0	1	0	0	0	0	2	1	3	2	0	0	1	0	0	2
TEAM						3 2 5											
Totals.....		24	65	10	27	6	9	18	33	51	17	64	15	23	7	7	200

TOTAL FG%	1st Half: 13-34 38.2%	2nd Half: 11-31 35.5%	Game: 36.9%	DEADBALL
3-Pl. FG%	1st Half: 5-13 38.5%	2nd Half: 5-14 35.7%	Game: 37.0%	REBOUNDS
F Throw %	1st Half: 4-5 80.0%	2nd Half: 2-4 50.0%	Game: 66.7%	1

Officials: Felicia Grinter, Ron Ledington, Luis Gonzalez
 Technical fouls: Florida Atlantic-None, Miami (Fla.)-None.
 Attendance: 2897

Score by Periods	1st	2nd	Total
Florida Atlantic	16	29	45
Miami (Fla.)	35	29	64

GAME 2: JACKSONVILLE 72, MIAMI 64

11/13/07 – CORAL GABLES... Maurita Reid's 19 points and career-high 13 rebounds weren't enough to slow Jacksonville's Virginia Gregoire, who scored a game-high 26 points in Miami's first loss of the season. Charmaine Clark scored in double figures for the second straight game as she added 11. Albrey Grimsley and Carla Williams each added 10 points in defeat.

VISITORS: Jacksonville 2-0

##	Player	tot-fg		3-pt		rebounds			pf	tp	a	to	blk	s	min		
		fg	fga	fg	fga	ft	fta	of								de	tot
11	OMOITE, Regina	* 4	10	1	6	6	8	1	4	5	3	15	1	4	0	3	37
14	HAMILTON, DaVina	* 1	5	0	1	0	1	0	2	2	4	2	4	0	1	2	23
15	WILLIAMS, Ashley	* 6	13	0	2	2	4	2	5	7	3	14	0	3	3	2	34
23	GRAY, Danielle	* 3	4	0	0	1	1	2	7	9	0	7	2	0	0	1	23
32	GREGOIRE, Virginia	* 7	17	4	9	8	11	0	4	4	0	26	2	4	1	3	35
04	JACKSON, Courtney	2	8	1	3	2	6	4	1	5	1	7	2	1	0	3	17
10	HARDY, Shunice	0	0	0	0	0	0	0	0	0	0	1	0	0	0	0	8
21	JOHNSON, Desarae	0	0	0	0	1	2	1	1	2	1	1	0	1	0	2	16
24	PASCHAL, Lynsey	0	0	0	0	0	0	0	0	0	0	1	0	0	0	0	5
30	KENT, Cameo	0	0	0	0	0	0	0	0	0	0	0	0	0	0	0	2
TEAM						2 3 5											
Totals.....		23	57	6	21	20	33	12	27	39	13	72	12	15	5	16	200

TOTAL FG%	1st Half: 12-32 37.5%	2nd Half: 11-25 44.0%	Game: 40.4%	DEADBALL
3-Pl. FG%	1st Half: 4-15 26.7%	2nd Half: 2-6 33.3%	Game: 28.6%	REBOUNDS
F Throw %	1st Half: 2-5 40.0%	2nd Half: 18-28 64.3%	Game: 60.6%	5

HOME TEAM: Miami (Fla.) 1-1

##	Player	tot-fg		3-pt		rebounds			pf	tp	a	to	blk	s	min		
		fg	fga	fg	fga	ft	fta	of								de	tot
10	Maurita Reid	* 6	17	4	11	3	3	2	11	13	4	19	5	4	0	3	36
14	Charmaine Clark	* 4	11	0	1	3	3	2	1	3	2	11	0	1	1	0	20
20	Albrey Grimsley	* 5	11	0	2	0	0	0	1	1	1	10	4	1	0	1	30
23	LaToya Cunningham	* 1	5	0	4	0	0	1	2	3	5	2	7	5	0	0	34
42	Carla Williams	* 5	9	0	0	0	0	2	5	7	2	10	1	1	1	0	28
04	Lamese James	0	0	0	0	0	0	0	2	2	1	0	0	3	0	0	9
05	LaToya Drake	0	0	0	0	0	0	0	0	0	0	0	0	0	0	0	1
25	Eboni Sadler	0	2	0	0	2	2	3	5	3	2	0	4	1	1	1	11
32	Epiphany Woodson	2	9	0	3	2	2	0	1	1	3	6	1	1	0	0	20
33	Diane Barnes	1	2	0	0	2	2	1	3	4	1	4	0	0	0	0	11
TEAM						5 1 6											
Totals.....		24	66	4	21	12	15	30	45	22	64	18	22	3	5	200	

TOTAL FG%	1st Half: 9-28 32.1%	2nd Half: 15-38 39.5%	Game: 36.4%	DEADBALL
3-Pl. FG%	1st Half: 1-9 11.1%	2nd Half: 3-12 25.0%	Game: 19.0%	REBOUNDS
F Throw %	1st Half: 7-7 100%	2nd Half: 5-5 100%	Game: 100%	0

Officials: Dennis DeMayo, Angelica Suffren, Susan Chue
 Technical fouls: Jacksonville-HAMILTON, DaVina, Miami (Fla.)-None.
 Attendance: 486

Score by Periods	1st	2nd	Total
Jacksonville	30	42	72
Miami (Fla.)	26	38	64

GAME 3: MICHIGAN 65, MIAMI 50

11/19/07 – CORAL GABLES...Albrey Grimsley's 14 points and Carla Williams' 11 rebounds weren't enough to defeat the Michigan Wolverines in the inaugural Big Ten/ACC Women's Basketball Challenge. Michigan hit 54 percent of their shots including 10-of-19 from the three-point line. Maurita Reid added 11 points for the game.

VISITORS: Michigan 3-0

##	Player	tot-fg		3-pt		rebounds			pf	tp	a	to	blk	s	min		
		fg	fga	fg	fga	ft	fta	of								de	tot
21	Benson, Carly	f 4	7	2	3	0	0	1	1	2	0	10	1	2	0	0	17
44	Walker, Ta'Shia	c 5	6	3	3	4	6	1	1	2	1	17	1	0	0	1	20
24	Clement, Krista	g 0	5	0	5	0	0	0	5	5	0	7	2	0	1	39	
34	Minnfield, Jessica	g 5	8	2	3	2	3	0	1	1	0	14	2	4	0	2	40-
40	Cooper, Janelle	g 4	10	3	4	2	2	1	6	7	1	13	5	1	0	2	39
02	Bass, Sireece	0	0	0	0	0	0	0	0	0	0	0	0	0	0	0	0+
10	Jones, Ashley	0	1	0	0	0	0	0	0	0	0	0	0	0	0	0	4
13	Skriba, Stephany	2	3	0	1	1	2	0	4	4	2	5	2	3	0	0	25
23	McPherson, Kalyn	0	0	0	0	0	0	0	0	0	0	0	0	2	0	0	1
25	Phillips, Krista	3	3	0	0	0	0	0	4	4	3	6	1	3	1	0	15
TEAM						2 7 9											
Totals.....		23	43	10	19	9	13	5	29	34	7	65	19	20	1	6	200

TOTAL FG%	1st Half: 15-25 60.0%	2nd Half: 8-18 44.4%	Game: 53.5%	DEADBALL
-----------	-----------------------	----------------------	-------------	----------

2007-08 Game-by-Game Review

GAME 4: MIAMI 57, FORDHAM 40

11/23/07 – CORAL GABLES...In the opening game of the UM Thanksgiving Tournament the Hurricanes defense was overwhelming for the visitors. Miami forced 22 turnovers and held the Rams to a .143 shooting percentage in the first half. Lamese James recorded her second career double-double with 10 points and 12 rebounds. Freshman Vitalija Vasciunaite tied Maurita Reid with a team-high 12 points.

VISITORS: Fordham 0-5

##	Player	tot-fg		3-pt		rebounds				pf	tp	a	to	blk	s	min															
		fg	fga	fg	fga	ft	fta	of	de								tot														
05	HUMPHRIES, Kassie	*	0	2	0	0	1	2	2	2	4	0	1	0	2	0	0	18													
10	BELL, Kristina	*	1	3	0	0	4	4	2	6	8	3	6	2	3	1	3	35													
14	MAHONEY, Megan	*	0	11	0	3	2	3	0	1	1	1	2	0	5	0	0	29													
35	ZOPF, Annie	*	3	10	1	3	0	0	1	4	5	1	7	0	4	0	0	25													
42	EARL, Takita	*	2	5	0	0	0	0	1	4	5	3	4	0	2	3	0	35													
01	SPENCER, Raina	*	2	5	1	2	2	2	1	6	7	2	7	0	2	1	0	14													
15	ZAMORA, Alexandria	*	0	1	0	0	0	0	0	1	1	2	0	0	0	0	2	8													
32	WEEKES, Kyara	*	2	6	1	4	0	0	1	1	2	2	5	3	2	0	1	17													
33	TROUTT, Beth	*	2	8	2	6	2	2	1	2	3	1	8	1	0	0	0	19													
TEAM																															
Totals.....		12		51		5		18		11		13		14		28		42		15		40		22		5		6		200	

TOTAL FG%	1st Half: 3-21 14.3%	2nd Half: 9-30 30.0%	Game: 23.5%	DEADBALL
3-Pt. FG%	1st Half: 1-7 14.3%	2nd Half: 4-11 36.4%	Game: 27.8%	REBOUNDS
F Throw %	1st Half: 9-11 81.8%	2nd Half: 2-2 100%	Game: 84.6%	1

HOME TEAM: Miami (Fla.) 2-2

##	Player	tot-fg		3-pt		rebounds				pf	tp	a	to	blk	s	min																	
		fg	fga	fg	fga	ft	fta	of	de								tot																
10	Maurita Reid	*	4	9	2	5	2	2	1	4	5	1	12	2	2	1	4	25															
20	Albrey Grimsley	*	0	6	0	1	0	0	1	0	1	0	0	1	0	0	0	15															
23	LaToya Cunningham	*	1	6	1	3	0	0	1	1	1	3	2	2	0	2	23																
25	Eboni Sadler	*	0	3	0	2	0	0	1	2	3	2	0	0	0	1	2	11															
42	Carla Williams	*	3	8	0	0	2	5	5	2	7	1	8	0	4	0	0	13															
00	Damisha Moore	*	1	3	0	0	0	0	0	0	0	1	2	0	0	0	0	6															
04	Lamese James	*	4	5	0	0	2	3	7	5	12	2	10	1	1	1	2	22															
05	LaToya Drake	*	0	1	0	0	0	0	0	0	0	1	0	0	0	0	4																
14	Charmaine Clark	*	3	7	0	2	0	0	3	3	2	6	1	1	1	0	0	22															
21	Bryana Blair	*	1	4	0	0	1	2	1	2	3	1	3	4	1	0	1	11															
30	Vitalija Vasciunaite	*	4	7	4	6	0	0	1	1	3	12	1	3	0	1	10																
32	Epiphany Woodson	*	0	2	0	0	0	0	0	2	2	0	0	0	0	0	0	22															
33	Diane Barnes	*	0	2	0	0	0	0	1	0	1	2	0	0	0	0	0	7															
44	Kathryn Hester	*	0	0	0	0	0	1	2	0	1	1	1	0	2	0	0	9															
TEAM																																	
Totals.....		21		63		7		21		8		14		19		26		45		18		57		15		17		4		12		200	

TOTAL FG%	1st Half: 8-28 28.6%	2nd Half: 13-35 37.1%	Game: 33.3%	DEADBALL
3-Pt. FG%	1st Half: 3-14 21.4%	2nd Half: 4-7 57.1%	Game: 33.3%	REBOUNDS
F Throw %	1st Half: 1-2 50.0%	2nd Half: 7-12 58.3%	Game: 57.1%	1

Officials: Bryan Enterline, Cliff Carney, Geraldine Smith

Technical fouls: Fordham-TEAM, Miami (Fla.)-None.

Attendance: 520

Score by Periods	1st	2nd	Total
Fordham	16	24	40
Miami (Fla.)	20	37	57

GAME 5: BUTLER 62, MIAMI 59

11/24/07 – CORAL GABLES...Miami couldn't hold on to a 28-24 halftime lead as they fell to the Butler Bulldogs in the UM Thanksgiving Tournament final. Maurita Reid score 14 points to go with seven rebounds to lead the Hurricanes, while Lamese James finished with 12 points. Both were named to the all-tournament team.

VISITORS: Butler 4-1

##	Player	tot-fg		3-pt		rebounds				pf	tp	a	to	blk	s	min																	
		fg	fga	fg	fga	ft	fta	of	de								tot																
04	JONES, Candace	*	4	9	1	2	5	6	3	0	3	1	14	4	2	0	1	31															
10	BOWEN, Brittany	*	1	2	1	1	0	0	2	0	2	0	3	0	2	0	0	14															
15	MILLER, Tara	*	2	6	1	4	2	2	0	3	3	2	7	2	1	0	0	34															
30	LESTER, Susan	*	5	9	2	6	0	0	0	7	7	2	12	4	2	0	0	23															
55	AKANDE, Lade	*	8	12	0	0	3	10	2	7	9	3	19	2	3	1	2	32															
20	FREEMAN, Cassie	*	1	3	1	2	0	0	0	0	0	0	3	0	1	0	1	15															
21	BROWN, Candice	*	0	3	0	0	0	0	1	1	2	0	2	0	2	0	2	22															
22	BAIN, Candace	*	0	0	0	0	0	0	1	1	2	0	0	0	1	0	1	10															
23	BASS, Azjah	*	1	4	0	2	2	2	0	0	0	4	2	0	0	0	0	19															
TEAM																																	
Totals.....		22		48		6		19		12		20		11		21		32		8		62		16		14		1		7		200	

TOTAL FG%	1st Half: 7-20 35.0%	2nd Half: 15-28 53.6%	Game: 45.8%	DEADBALL
3-Pt. FG%	1st Half: 2-6 33.3%	2nd Half: 4-13 30.8%	Game: 31.6%	REBOUNDS
F Throw %	1st Half: 8-12 66.7%	2nd Half: 4-8 50.0%	Game: 60.0%	4

HOME TEAM: Miami (Fla.) 2-3

##	Player	tot-fg		3-pt		rebounds				pf	tp	a	to	blk	s	min																	
		fg	fga	fg	fga	ft	fta	of	de								tot																
10	Maurita Reid	*	6	16	1	7	1	2	5	2	7	3	14	2	6	0	3	32															
20	Albrey Grimsley	*	4	8	1	1	0	1	0	2	2	2	9	7	0	0	2	25															
23	LaToya Cunningham	*	2	6	2	5	0	0	1	1	2	4	6	1	3	0	0	32															
25	Eboni Sadler	*	2	5	0	1	0	0	1	1	2	1	4	0	0	0	0	14															
42	Carla Williams	*	3	5	0	1	2	2	1	2	3	2	8	0	1	0	1	15															
04	Lamese James	*	6	10	0	0	0	0	1	4	5	3	12	1	2	1	0	27															
14	Charmaine Clark	*	2	5	0	0	0	0	1	3	4	2	4	1	0	2	0	25															
21	Bryana Blair	*	0	0	0	0	0	0	0	0	0	0	0	0	0	0	0	2															
30	Vitalija Vasciunaite	*	0	1	0	0	0	0	0	0	0	0	0	0	0	0	0	6															
32	Epiphany Woodson	*	1	2	0	0	0	0	1	2	3	1	2	1	2	0	1	19															
33	Diane Barnes	*	0	0	0	0	0	0	0	0	0	0	0	0	0	0	0	3															
TEAM																																	
Totals.....		26		58		4		15		3		5		13		19		32		18		59		13		15		3		7		200	

TOTAL FG%	1st Half: 13-30 43.3%	2nd Half: 13-28 46.4%	Game: 44.8%	DEADBALL
3-Pt. FG%	1st Half: 2-9 22.2%	2nd Half: 2-6 33.3%	Game: 26.7%	REBOUNDS
F Throw %	1st Half: 0-1 0.0%	2nd Half: 3-4 75.0%	Game: 60.0%	0

Officials: Bryan Enterline, Cliff Carney, Luis Gonzalez

Technical fouls: Butler-None, Miami (Fla.)-None.

Attendance: 639

Score by Periods	1st	2nd	Total
Butler	24	38	62
Miami (Fla.)	28	31	59

GAME 6: MIAMI 73, UW-MILWAUKEE 70 (OT)

11/28/07 – MILWAUKEE...The Hurricanes hit the road for the first time, and came back to Miami with an overtime win. Despite the fact that Hurricanes lost three players who fouled out in the extra session, they scored 13 points to Milwaukee's 10 in the overtime period. Captain LaToya Cunningham led the Hurricanes with a career-high 17 points, while Albrey Grimsley added 13 more.

VISITORS: Miami (FL) 3-3

##	Player	tot-fg		3-pt		rebounds				pf	tp	a	to	blk	s	min		
		fg	fga	fg	fga	ft	fta	of	de								tot	
25	Eboni Sadler	f	3	6	1	2	0	2	1	3	4	1	7	1	1	2	5	32
42	Carla Williams	c	0	1	0	0	0	0	0	0	0	0	0	0	0	2	0	9
10	Maurita Reid	g	3	11	2	6	1	4	1	0	1	5	9	2	3	0	5	19
20	Albrey Grimsley	g	5	9	0	0	3	3	0	2	2	5	13	5	5	1	1	31
23	LaToya Cunningham	g	6	13	4	8	1	2	1	3	4	1	17	2	1	0	1	38
04	Lamese James	g	4	7	1	1	0	1	3	4	7	5	9	3	1	0	0	35
21	Bryana Blair	g	3	4	0	1	1	2	1	1	2	3	7	0	4	0	3	19
30	Vitalija Vasciunaite	g	0	1														

2007-08 Game-by-Game Review

GAME 7: MIAMI 64, UCF 56

12/07 – CORAL GABLES... The Hurricanes recoded their second straight victory as they defeated a young UCF squad. Lamese James' second double-double of the season kept the visitors at bay as she scored 14 points and pulled down 12 rebounds. Maurita Reid hit a jumper with 3:10 to go to break the 53-53 game. It was a lead that Miami would not relinquish. Reid ended the evening with 14 points.

VISITORS: UCF 4-4

##	Player	tot-fg		3-pt		rebounds			pf	tp	a	to	blk	s	min
		fg	fga	fg	fga	ft	fta	of							
02	DANIELS, D'Nay	* 3	7	1	1	8	0	3	3	15	0	0	0	0	18
21	WILEY, Chelsea	* 0	4	0	1	0	0	0	0	2	0	1	0	0	16
24	CANNON, Emma	* 1	5	0	0	0	0	2	3	5	2	2	0	0	26
33	WHITE, Marshay	* 4	11	3	6	0	0	2	2	4	3	11	1	7	0
42	LEWIS, Tia	* 4	10	0	0	0	0	4	7	11	5	8	0	2	28
03	MEALING, Angelica	1	8	1	3	2	2	1	6	7	2	5	4	5	0
23	CALDWELL, Jelsa	4	12	3	7	0	0	6	6	1	11	2	1	0	37
32	AKERS, Jackie	1	2	0	0	2	2	4	0	4	0	0	1	0	16
TEAM						2			2						
Totals.....		18	59	8	18	12	15	11	31	42	18	56	8	19	2

TOTAL FG%	1st Half: 8-30 26.7%	2nd Half: 10-29 34.5%	Game: 30.5%	DEADBALL
3-Pt. FG%	1st Half: 3-8 37.5%	2nd Half: 5-10 50.0%	Game: 44.4%	REBOUNDS
F Throw %	1st Half: 3-5 60.0%	2nd Half: 9-10 90.0%	Game: 80.0%	2

HOME TEAM: Miami (Fla.) 4-3

##	Player	tot-fg		3-pt		rebounds			pf	tp	a	to	blk	s	min
		fg	fga	fg	fga	ft	fta	of							
04	Lamese James	* 5	9	1	1	3	6	5	7	12	3	14	0	2	1
10	Maurita Reid	* 4	15	1	7	5	6	1	4	5	4	14	3	0	0
20	Albrey Grimsley	* 2	7	0	1	4	1	4	5	1	8	2	3	0	3
25	Eboni Sadler	* 3	9	0	2	2	2	2	6	8	1	8	1	2	1
42	Carla Williams	* 0	1	0	0	0	0	0	0	0	0	0	0	0	2
05	LaToya Drake	2	4	0	0	2	2	0	2	2	6	0	0	0	2
14	Charmaine Clark	1	2	0	0	2	2	0	1	1	2	4	0	0	12
21	Bryana Blair	1	4	0	2	0	0	0	1	1	1	2	2	0	0
23	LaToya Cunningham	4	12	0	4	0	0	1	5	6	0	8	2	1	0
30	Vitalija Vasculnaitė	0	5	0	3	0	0	1	0	1	1	0	0	0	4
32	Epiphany Woodson	0	1	0	0	0	0	0	0	0	0	0	0	0	6
33	Diane Barnes	0	1	0	0	0	0	0	1	0	0	0	0	0	7
TEAM						4			3		7		1		
Totals.....		22	70	2	20	18	22	18	31	49	15	64	11	12	4

TOTAL FG%	1st Half: 10-37 27.0%	2nd Half: 12-33 36.4%	Game: 31.4%	DEADBALL
3-Pt. FG%	1st Half: 2-15 13.3%	2nd Half: 0-5 0.0%	Game: 10.0%	REBOUNDS
F Throw %	1st Half: 8-10 80.0%	2nd Half: 10-12 83.3%	Game: 81.8%	3

Officials: Carla Fountain, John Riordan, Susan Chue
 Technical fouls: UCF-None, Miami (Fla.)-None.
 Attendance: 495

Score by Periods	1st	2nd	Total
UCF	22	34	56
Miami (Fla.)	30	34	64

GAME 8: FIU 60, MIAMI 58

12/4/08 – CORAL GABLES... Miami raced to a 36-29 halftime lead but FIU's LaQuetta Ferguson led the Golden Panthers to the improbable victory. In a losing effort Maurita Reid led the Hurricanes with 15 points, while LaToya Cunningham added 12 points in the first half alone. Miami's bench outscored FIU's 19-0 for the game despite the final outcome.

VISITORS: FIU 2-5

##	Player	tot-fg		3-pt		rebounds			pf	tp	a	to	blk	s	min
		fg	fga	fg	fga	ft	fta	of							
03	Jenkins, Jasmine	* 2	8	0	0	3	3	3	9	12	2	7	1	4	0
05	Ciglar, Iva	* 6	13	3	7	0	0	2	2	1	15	6	7	0	1
13	Bostil, Monika	* 3	9	1	3	0	0	0	2	2	4	7	1	2	1
20	Neal, Ashia	* 2	2	1	1	0	0	0	2	2	3	5	0	1	0
32	Ferguson, LaQuetta	* 11	19	3	7	1	4	3	3	6	2	26	1	2	1
02	Drake, Tabitha	0	0	0	0	0	0	0	0	0	0	0	0	0	7
10	Hutlassa, Fanni	0	2	0	1	0	0	0	1	1	2	0	0	0	6
33	Jekabson, Liene	0	0	0	0	0	0	5	4	9	1	0	0	2	0
35	Krajaacic, Maja	0	0	0	0	0	0	0	0	0	0	0	0	1	0
TEAM						2			2		4		2		
Totals.....		24	53	8	19	4	7	13	25	38	16	60	9	21	2

TOTAL FG%	1st Half: 12-29 41.4%	2nd Half: 12-24 50.0%	Game: 45.3%	DEADBALL
3-Pt. FG%	1st Half: 4-7 57.1%	2nd Half: 4-12 33.3%	Game: 42.1%	REBOUNDS
F Throw %	1st Half: 1-1 100%	2nd Half: 3-6 50.0%	Game: 57.1%	0

HOME TEAM: Miami (Fla.) 4-4

##	Player	tot-fg		3-pt		rebounds			pf	tp	a	to	blk	s	min
		fg	fga	fg	fga	ft	fta	of							
04	Lamese James	* 3	7	0	2	2	2	2	5	7	2	8	0	2	1
10	Maurita Reid	* 6	16	1	4	2	4	2	4	6	3	15	1	1	0
20	Albrey Grimsley	* 1	2	0	0	0	0	0	0	1	1	2	4	2	0
23	LaToya Cunningham	* 4	10	2	5	2	3	0	1	1	2	12	0	1	0
25	Eboni Sadler	* 1	3	0	1	0	0	0	0	0	0	2	2	0	0
05	LaToya Drake	2	3	0	0	0	0	3	2	5	1	4	0	0	1
14	Charmaine Clark	1	2	0	1	0	1	0	0	0	0	2	0	1	0
21	Bryana Blair	1	5	0	0	0	0	0	2	2	2	2	0	2	0
32	Epiphany Woodson	4	7	0	1	1	2	0	1	1	0	9	2	1	0
33	Diane Barnes	0	1	0	0	2	6	2	1	3	1	2	1	1	0
TEAM						4			2		6		1		
Totals.....		23	56	3	14	9	18	13	19	32	15	58	9	14	3

TOTAL FG%	1st Half: 13-24 54.2%	2nd Half: 10-32 31.3%	Game: 41.1%	DEADBALL
3-Pt. FG%	1st Half: 3-8 37.5%	2nd Half: 0-6 0.0%	Game: 21.4%	REBOUNDS
F Throw %	1st Half: 7-11 63.6%	2nd Half: 2-7 28.6%	Game: 50.0%	4

Officials: Eric Brewton, Dennis DeMayo, Mark McClenney
 Technical fouls: FIU-None, Miami (Fla.)-None.
 Attendance: 527

Score by Periods	1st	2nd	Total
FIU	29	31	60
Miami (Fla.)	36	22	58

GAME 9: HOUSTON 63, MIAMI 62

12/8/08 – CORAL GABLES... After trailing by 17 points, the Hurricanes stormed back to take a one point lead into the games final moments, but two late Houston free throws sealed the victory for the visitors. Maurita Reid scored 20 points in the loss. Reid and freshman Epiphany Woodson hit four straight three-pointers to get the 'Canes back into the game. Albrey Grimsley scored 12 points, while Woodson added 11.

VISITORS: HOU 5-6

##	Player	tot-fg		3-pt		rebounds			pf	tp	a	to	blk	s	min
		fg	fga	fg	fga	ft	fta	of							
24	TAYLOR, Courtney	f 6	8	0	0	0	2	5	3	8	3	12	0	3	0
51	HILL, Coblyn	c 3	7	0	0	0	1	2	2	4	3	6	0	1	0
23	JACKSON, Tye	g 5	14	3	9	2	2	1	7	8	2	15	7	8	0
30	MCINTYRE, Twiggy	g 3	10	3	9	2	2	1	1	2	0	11	6	3	0
34	JOHNSON, Jasmine	g 0	2	0	0	0	0	0	0	0	0	0	1	1	0
05	MASON, Britany	0	3	0	0	0	0	0	0	0	0	1	0	0	1
11	SCOTT, Brittny	1	3	1	2	2	2	2	0	2	0	5	0	2	0
15	MEYERS, Ryan	0	1	0	0	1	2	1	0	1	3	1	1	3	0
21	JOSEPH, Ashlee	0	0	0	0	0	0	0	0	0	1	0	0	0	2
33	JAMES, Whitney	6	9	1	2	0	0	2	4	6	5	13	1	3	0
TEAM						1			7		8		1		
Totals.....		24	57	8	22	7	11	15	24	39	18	63	16	24	1

TOTAL FG%	1st Half: 10-30 33.3%	2nd Half: 14-27 51.9%	Game: 42.1%	DEADBALL
3-Pt. FG%	1st Half: 5-13 38.5%	2nd Half: 3-9 33.3%	Game: 36.4%	REBOUNDS
F Throw %	1st Half: 2-4 50.0%	2nd Half: 5-7 71.4%	Game: 63.6%	2

HOME TEAM: Miami (Fla.) 4-5

##	Player	tot-fg		3-pt		rebounds			pf	tp	a	to	blk	s	min
		fg	fga	fg	fga	ft	fta	of							
05	LaToya Drake	f 1	2	0	0	4	6	3	4	7	1	6	0	3	0
33	Diane Barnes	c 1	3	0	0	0	0	0	3	3	2	1	0	0	0
10	Maurita Reid	g 7	21	4	11	2	4	3	0	3	4	20	1	4	0
20	Albrey Grimsley	g 5	9	0	0	2	2	1	3	4	1	12	1	1	0
32	Epiphany Woodson	g 4	8	2	3	1	2	0	3	3	1	11	3	3	0
00	Damisha Moore	0	2	0	2	0	0	0	1	0	0	1	0	1	0
04	Lamese James	0	1	0	0	0	0	0							

2007-08 Game-by-Game Review

GAME 10: OLE MISS 65, MIAMI 52

12/15/08 – CORAL GABLES...Maurita Reid scored a game-high 17 points, but a 25 percent shooting night for the team didn't allow the Hurricanes to be there in the end, despite taking 21 more shots than the Rebels. Ole Miss shot just over 50 percent from the floor. Reid also got involved in the defense as she grabbed a season-high eight steals.

VISITORS: Ole Miss 5-4

#	Player	tot-fg		3-pt		rebounds			pf	tp	a	to blk	s	min				
		fg	fga	fg	fga	ft	of	de							tot			
10	BARTEE, Carla	f	5	12	0	1	0	0	1	8	9	4	10	3	3	0	0	27
35	GOFF, Shawn	c	5	6	0	0	3	3	2	8	10	2	13	1	2	6	0	36
11	BLACK, Shantell	g	3	4	0	0	1	1	1	1	2	2	7	7	6	0	1	35
14	ROBERTSON, Elizabeth	g	4	7	1	4	0	0	2	2	4	3	9	1	2	0	0	19
20	MELSON, Kayla	g	7	9	0	0	0	0	2	2	3	14	3	4	0	4	30	
02	ROY, Lindsay	0	0	0	0	0	0	0	0	0	0	0	0	0	0	0	0	3
03	PHILLIPS, LaKendra	4	11	0	0	4	6	3	1	4	1	12	0	1	0	3	27	
15	FRIESON, Daphnee	0	1	0	0	0	0	0	0	0	0	0	0	0	0	0	2	
22	WORSHAM, Tasi	0	1	0	0	0	0	0	0	0	0	0	0	0	0	0	2	
40	FORREST, Danetra	0	2	0	0	0	0	1	3	4	0	0	0	2	0	0	15	
45	THOMAS, Bianca	0	2	0	1	0	0	1	0	1	0	0	0	1	0	0	4	
TEAM																7	7	
Totals		28	55	1	6	8	10	11	32	43	16	65	16	21	6	8	200	

TOTAL FG%	1st Half: 12-24 50.0%	2nd Half: 16-31 51.6%	Game: 50.9%	DEADBALL
3-Pt. FG%	1st Half: 1-3 33.3%	2nd Half: 0-3 0.0%	Game: 16.7%	REBOUNDS
F Throw %	1st Half: 8-8 100%	2nd Half: 0-2 0.0%	Game: 80.0%	1

HOME TEAM: Miami (Fla.) 4-6

#	Player	tot-fg		3-pt		rebounds			pf	tp	a	to blk	s	min				
		fg	fga	fg	fga	ft	of	de							tot			
04	Lamese James	f	0	9	0	0	0	0	3	0	3	2	0	1	0	0	12	
10	Maurita Reid	g	6	17	4	11	1	4	7	0	7	0	17	0	6	0	8	33
20	Albrey Grimsley	g	6	16	0	2	1	3	6	0	6	0	13	2	2	1	0	28
23	LaToya Cunningham	g	0	8	0	6	0	0	2	0	2	2	0	3	3	0	2	28
32	Epiphany Woodson	g	2	9	1	3	0	0	2	2	1	5	2	2	0	2	20	
00	Damisha Moore	1	6	0	4	0	0	0	2	2	3	2	0	0	0	0	9	
05	LaToya Drake	0	0	0	0	0	3	4	0	7	7	1	3	0	0	5	19	
14	Charmaine Clark	0	0	0	0	0	0	0	0	0	0	0	0	0	0	0	6	
21	Bryana Blair	1	2	0	0	0	0	0	0	0	1	2	1	0	0	0	6	
33	Diane Barnes	1	3	0	0	2	4	2	3	5	0	4	0	1	1	0	22	
42	Carla Williams	2	6	0	0	2	2	1	3	2	6	0	0	0	3	17		
TEAM																7	9	
Totals		19	76	5	26	9	17	29	17	46	12	52	9	14	7	15	200	

TOTAL FG%	1st Half: 9-40 22.5%	2nd Half: 10-36 27.8%	Game: 25.0%	DEADBALL
3-Pt. FG%	1st Half: 2-13 15.4%	2nd Half: 3-13 23.1%	Game: 19.2%	REBOUNDS
F Throw %	1st Half: 4-8 50.0%	2nd Half: 5-9 55.6%	Game: 52.9%	4

Officials: Lawson Newton, Edward Sidlasky, Nanette Sisk
 Technical fouls: Ole Miss-None, Miami (Fla.)-None.
 Attendance: 370

Score by Periods	1st	2nd	Total
Ole Miss	33	32	65
Miami (Fla.)	24	28	52

GAME 11: MIAMI 66, SOUTHERN MISS 63

12/18/07 – CANCUN, Mexico...Miami trailed by 20 points with less than three minutes to go in the first half, in the first game of the Caribbean Classic, but rallied for the impressive comeback victory. LaToya Drake led the way for the Hurricanes with a career-high 18 points, 14 coming in the second half. Miami's first lead came with only 2:51 remaining on Albrey Grimsley's jumper in the lane.

VISITORS: UM 5-6

#	Player	tot-fg		3-pt		rebounds			pf	tp	a	to blk	s	min				
		fg	fga	fg	fga	ft	of	de							tot			
33	Diane Barnes	f	0	2	0	0	1	2	1	1	2	0	1	1	0	2	8	
42	Carla Williams	c	1	4	0	0	0	0	1	2	3	1	2	2	0	0	17	
10	Maurita Reid	g	1	7	0	4	0	0	2	2	4	3	2	3	3	0	7	19
20	Albrey Grimsley	g	3	11	0	1	1	4	2	2	4	2	7	2	7	0	35	
32	Epiphany Woodson	g	2	4	1	1	1	2	0	1	1	3	6	1	0	0	14	
00	Damisha Moore	1	2	1	1	0	0	0	2	2	0	3	1	0	0	0	18	
04	Lamese James	1	4	1	3	0	0	1	2	3	1	3	0	0	0	1	9	
05	LaToya Drake	6	9	0	0	6	9	4	8	1	18	0	0	0	0	23		
14	Charmaine Clark	1	4	0	2	2	5	4	3	7	2	4	0	2	1	0	16	
21	Bryana Blair	1	1	0	0	0	0	0	1	1	0	2	0	0	0	0	5	
23	LaToya Cunningham	6	13	3	7	0	0	1	4	5	1	15	3	1	1	1	36	
TEAM																1	2	3
Totals		23	61	6	19	11	22	17	26	43	14	63	13	14	2	12	200	

TOTAL FG%	1st Half: 9-31 29.0%	2nd Half: 14-30 46.7%	Game: 37.7%	DEADBALL
3-Pt. FG%	1st Half: 2-10 20.0%	2nd Half: 4-9 44.4%	Game: 31.6%	REBOUNDS
F Throw %	1st Half: 2-2 100%	2nd Half: 9-20 45.0%	Game: 50.0%	4,1

HOME TEAM: USM 8-4

#	Player	tot-fg		3-pt		rebounds			pf	tp	a	to blk	s	min				
		fg	fga	fg	fga	ft	of	de							tot			
10	EUGENE, Amber	f	4	5	0	0	1	2	1	5	6	4	9	1	6	0	31	
55	LOVE, Pauline	f	3	12	1	8	0	0	2	6	8	3	7	2	3	0	31	
54	BILAND, Liz	c	6	12	1	3	0	0	1	2	3	4	13	1	2	0	36	
03	REED, Kendra	g	4	11	4	10	4	4	1	3	4	2	16	1	4	0	38	
14	BARBER, Andrea	g	2	7	1	5	2	2	1	3	4	3	7	10	1	0	34	
12	WASHINGTON, Tanesha	0	0	0	0	0	0	0	0	0	0	1	0	0	0	0	3	
23	WILLIAMS, Erica	1	4	0	3	0	0	0	0	0	0	1	2	0	0	0	8	
25	MAYS, Shanice	0	0	0	0	0	0	0	0	0	0	0	0	0	0	0	5	
44	HELGEESON, Stephanie	0	5	0	0	2	2	1	3	4	3	2	0	1	0	0	14	
TEAM																1	5	6
Totals		20	56	7	29	9	10	8	27	35	21	56	15	17	0	2	200	

TOTAL FG%	1st Half: 15-31 48.4%	2nd Half: 5-25 20.0%	Game: 35.7%	DEADBALL
3-Pt. FG%	1st Half: 4-15 26.7%	2nd Half: 3-14 21.4%	Game: 24.1%	REBOUNDS
F Throw %	1st Half: 0-0 0.0%	2nd Half: 9-10 90.0%	Game: 90.0%	2,1

Officials: Knight, Welch, Gallien
 Technical fouls: UM-None, USM-None.
 Attendance: 250

Score by Periods	1st	2nd	Total
UM	22	41	63
USM	34	22	56

9:41 first half Albrey Grimsley warned for delay of game.

GAME 12: LSU 63, MIAMI 52

12/19/07 – CANCUN, Mexico...Albrey Grimsley's 16 points and an impressive defensive effort by the Hurricanes was almost enough to pull off an upset over the No. 8 LSU Tigers in the final day of the Caribbean Classic. Miami held LSU center Sylvia Fowles to only 13 points, but the All-American pulled down crucial rebounds to hold off the Hurricanes.

VISITORS: LSU 9-2

#	Player	tot-fg		3-pt		rebounds			pf	tp	a	to blk	s	min				
		fg	fga	fg	fga	ft	of	de							tot			
54	THOMAS, Ashley	f	1	4	0	0	4	4	3	6	9	2	6	2	1	0	1	35
34	FOWLES, Sylvia	c	5	7	0	0	3	5	2	10	12	4	13	0	2	0	0	32
05	WHITE, Erica	g	4	12	1	4	0	2	0	3	3	1	9	5	3	0	35	
12	LeBLANC, RaShonta	g	2	5	0	0	0	0	2	2	3	4	3	6	0	0	38	
15	CHANEY, Quiana	g	3	13	2	6	8	1	3	4	0	16	4	1	0	2	35	
23	HIGHTOWER, Allison	4	7	1	1	0	0	2	2	4	2	9	1	1	0	0	16	
25	WILLIAMS, Meshia	3	6	0	0	0	0	3	1	4	2	6	0	0	0	1	9	
TEAM																2	1	3
Totals		22	54	4	11	15	19	13	28	41	14	63	15	14	0	4	200	

TOTAL FG%	1st Half: 13-29 44.8%	2nd Half: 9-25 36.0%	Game: 40.7%	DEADBALL
3-Pt. FG%	1st Half: 1-4 25.0%	2nd Half: 3-7 42.9%	Game: 36.4%	REBOUNDS
F Throw %	1st Half: 4-6 66.7%	2nd Half: 11-13 84.6%	Game: 78.9%	1

HOME TEAM: Miami 5-7

#	Player	tot-fg		3-pt		rebounds			pf	tp	a	to blk	s	min				
		fg	fga	fg	fga	ft	of	de							tot			
33	Diane Barnes	f	2	2	0	0	0	0	1	2	3	2	4	0	2	0	1	12
42	Carla Williams	c	1	3	0	0	2	5	0	4	4	3	4	1	2	0	3	

2007-08 Game-by-Game Review

GAME 13: MAINE 54, MIAMI 53

12/29/07 – CORAL GABLES... In the opening game of the UM Holiday Tournament Miami suffered a letdown to Maine. The Hurricanes suffered from a poor shooting night as they found themselves with a 12-point halftime deficit that they couldn't recover from. Maurita Reid did what she could to lead the host team to victory as she scored a then season-high 25 points. Albrey Grimsley's half court shot rattled out at the buzzer.

VISITORS: MAINE 3-9

##	Player	tot-fg		3-pt		rebounds			pf	tp	a	to	blk	s	min		
		fg	fga	fg	fga	ft	fta	of								de	tot
02	Younan, Kris	* 0	2	0	2	5	6	0	7	7	2	5	4	4	0	3	31
13	Boser, Brittany	* 2	3	0	0	2	4	0	3	3	2	6	1	2	0	0	23
23	Rousseau, Emily	* 5	14	2	8	0	1	0	0	3	12	2	6	1	0	0	38
25	Tewksbury, Amanda	* 4	8	1	2	2	2	5	7	1	11	2	0	0	0	0	30
32	Kilmurray, Colleen	* 3	9	0	0	1	2	3	5	8	2	7	2	6	0	2	35
04	Baker, Kristin	0	0	0	0	0	0	0	0	0	1	0	1	0	0	1	2
05	Ross, Tanna	3	9	2	8	1	1	0	0	0	9	1	1	0	0	19	
33	Mosher, Christina	2	4	0	0	0	0	1	4	5	3	4	0	3	1	1	22
TEAM						2			3			5					
Totals.....		19	49	5	20	11	16	8	27	35	14	54	13	22	3	7	200

TOTAL FG%	1st Half: 11-26 42.3%	2nd Half: 8-23 34.8%	Game: 38.8%	DEADBALL
3-PT. FG%	1st Half: 2-7 28.6%	2nd Half: 3-13 23.1%	Game: 25.0%	REBOUNDS
F Throw %	1st Half: 9-12 75.0%	2nd Half: 2-4 50.0%	Game: 68.8%	3

HOME TEAM: Miami (Fla.) 5-8

##	Player	tot-fg		3-pt		rebounds			pf	tp	a	to	blk	s	min		
		fg	fga	fg	fga	ft	fta	of								de	tot
10	Maurita Reid	* 10	18	5	10	0	2	3	5	3	25	2	2	0	7	29	
14	Charmaine Clark	* 0	3	0	1	1	2	1	2	3	3	1	2	3	0	1	25
20	Albrey Grimsley	* 2	7	0	1	0	1	3	4	1	4	3	2	1	2	26	
32	Epiphany Woodson	* 1	8	0	2	0	0	1	1	2	1	2	3	2	0	27	
42	Carla Williams	* 5	6	0	0	2	4	4	3	7	2	12	0	1	1	0	23
00	Damisha Moore	0	1	0	0	0	0	0	1	1	0	0	0	1	0	0	4
04	Lamese James	0	2	0	1	0	0	0	7	7	2	0	0	2	0	1	18
05	LaToya Drake	0	1	0	0	0	0	0	0	0	0	0	0	0	0	0	7
21	Briyana Blair	2	2	0	0	2	5	1	0	1	3	6	1	2	0	2	10
23	LaToya Cunningham	0	6	0	3	0	0	1	3	4	1	0	3	2	0	0	22
30	Vitalija Vasciunaitė	1	3	1	3	0	0	0	0	0	3	3	2	0	0	5	
33	Diane Barnes	0	2	0	0	0	0	0	1	1	0	0	0	1	0	1	4
TEAM						3			3								
Totals.....		21	59	6	21	5	11	14	24	38	19	53	13	21	2	16	200

TOTAL FG%	1st Half: 9-30 30.0%	2nd Half: 12-29 41.4%	Game: 35.6%	DEADBALL
3-PT. FG%	1st Half: 2-9 22.2%	2nd Half: 4-12 33.3%	Game: 28.6%	REBOUNDS
F Throw %	1st Half: 1-2 50.0%	2nd Half: 4-9 44.4%	Game: 45.5%	3

Officials: Yvette McKinney, Dawn Marsh, Mark McClenney
 Technical fouls: MAINE-None, Miami (Fla.)-None.
 Attendance: 483

Score by Periods	1st	2nd	Total
MAINE	33	21	54
Miami (Fla.)	21	32	53

GAME 14: MIAMI 90, CENTRAL ARKANSAS 57

12/30/07 – CORAL GABLES... In the consolation game of the UM Holiday Tournament, the Hurricanes scored a season-high 90 points on their way to an impressive win. Maurita Reid was the leading scorer with 21 points and Albrey Grimsley tied a career-high with seven assists. The Hurricane defense played at a frantic pace and their bench scored an impressive 37 points in the victory.

VISITORS: Central Arkansas 2-11

##	Player	tot-fg		3-pt		rebounds			pf	tp	a	to	blk	s	min		
		fg	fga	fg	fga	ft	fta	of								de	tot
14	Britton, Kayla	f 3	12	2	4	2	2	0	2	2	4	10	3	1	0	1	30
03	Taylor, Chorcelle	c 7	13	0	0	0	0	8	3	11	5	14	0	0	2	0	21
12	Bolden, Camisha	g 3	6	3	5	0	0	2	2	3	9	2	3	0	0	34	
23	Kelleybrew, Meaghan	g 4	10	0	0	3	6	3	1	4	3	11	3	4	0	0	32
30	Anderson, Laura Beth	g 3	8	0	0	4	7	1	0	1	1	10	4	3	0	3	36
15	Nickell, Meagan	1	5	1	4	0	0	0	3	3	1	3	0	2	0	1	20
20	Lee, Kia	0	4	0	3	0	0	2	3	5	0	0	1	1	0	2	9
32	Betts, Whitney	0	3	0	0	0	2	1	1	2	1	0	0	3	0	0	18
TEAM						3			2			5					
Totals.....		21	61	6	16	9	17	18	17	35	18	57	13	18	2	7	200

TOTAL FG%	1st Half: 11-26 42.3%	2nd Half: 10-35 28.6%	Game: 34.4%	DEADBALL
3-PT. FG%	1st Half: 4-7 57.1%	2nd Half: 2-9 22.2%	Game: 37.5%	REBOUNDS
F Throw %	1st Half: 4-10 40.0%	2nd Half: 5-7 71.4%	Game: 52.9%	3

HOME TEAM: Miami (Fla.) 6-8

##	Player	tot-fg		3-pt		rebounds			pf	tp	a	to	blk	s	min		
		fg	fga	fg	fga	ft	fta	of								de	tot
14	Charmaine Clark	f 3	4	0	0	6	7	2	1	3	1	12	1	2	0	1	21
42	Carla Williams	c 2	3	0	0	0	0	0	0	0	0	2	4	0	1	1	11
10	Maurita Reid	g 7	13	5	10	2	2	2	3	5	1	21	6	1	1	5	24
20	Albrey Grimsley	g 1	2	0	1	0	0	0	3	3	2	2	7	1	0	2	21
32	Epiphany Woodson	g 6	11	1	3	1	1	0	1	1	0	14	1	2	0	1	21
00	Damisha Moore	0	2	0	0	2	2	1	2	3	0	2	3	2	0	0	10
04	Lamese James	3	3	0	0	0	0	1	4	5	1	6	2	0	0	0	17
05	LaToya Drake	2	6	0	0	4	7	1	3	4	0	8	0	0	1	0	15
21	Briyana Blair	1	2	0	0	0	0	2	3	5	3	2	2	2	0	1	14
23	LaToya Cunningham	3	5	2	2	0	0	1	1	2	1	8	2	1	0	0	19
30	Vitalija Vasciunaitė	1	2	1	1	0	0	0	1	1	1	3	1	2	0	0	9
33	Diane Barnes	1	2	0	0	1	3	3	6	5	3	0	1	0	0	0	9
44	Kathryn Hester	2	4	0	0	1	4	1	0	1	0	5	0	2	1	0	9
TEAM						2			2			4					
Totals.....		32	59	9	17	17	26	16	27	43	17	90	25	17	4	11	200

TOTAL FG%	1st Half: 17-30 56.7%	2nd Half: 15-29 51.7%	Game: 54.2%	DEADBALL
3-PT. FG%	1st Half: 5-13 38.5%	2nd Half: 4-4 100%	Game: 52.9%	REBOUNDS
F Throw %	1st Half: 6-10 60.0%	2nd Half: 9-16 56.3%	Game: 65.4%	3

Officials: Yvette McKinney, David Kramer, Dawn Marsh
 Technical fouls: Central Arkansas-None, Miami (Fla.)-None.
 Attendance: 215

Score by Periods	1st	2nd	Total
Central Arkansas	30	27	57
Miami (Fla.)	47	43	90

GAME 15: MIAMI 88, CHARLESTON SOUTHERN 56

1/2/08 – CORAL GABLES... The first game of 2008 for Miami played out a lot like the last one of 2007 did. The Hurricanes scored 88 points in a rout over the Buccaneers, as they shot 68 percent from the field in the first half, 59 percent for the game. Reid scored her season-high 27 points in the win, including five three-pointers. Charmaine Clark and LaToya Cunningham scored 11 points apiece.

VISITORS: Charleston Southern 3-10

##	Player	tot-fg		3-pt		rebounds			pf	tp	a	to	blk	s	min			
		fg	fga	fg	fga	ft	fta	of								de	tot	
45	DeCarvalho, Tina	f 4	13	1	3	0	0	5	1	6	2	9	2	1	0	1	30	
12	Small, Shaunte	c 1	4	0	0	0	0	1	1	2	2	2	1	2	2	1	23	
03	Caldwell, Natalie	g 0	5	0	3	1	2	2	0	2	1	1	3	5	1	1	26	
25	Tull, Katie	g 2	14	1	10	3	4	1	4	5	0	8	1	1	0	0	37	
32	Tolbert, Pam	g 10	16	6	9	1	1	0	4	4	0	27	3	3	0	2	40	
02	Downs, Danelle	0	1	0	0	0	0	2	0	0	0	1	0	0	0	0	6	
11	Wiley, Whitney	0	1	0	0	0	0	0	0	0	0	0	0	0	0	0	1	
14	Poole, Abby	0	0	0	0	0	0	0	0	0	0	0	0	0	0	0	1	
15	Robinson, Crystal	3	5	0	0	0	0	1	1	2	4	6	1	3	0	4	17	
24	Greene, Dynasty	0	0	0	0	0	0	0	0	0	0	0	1	2	0	1	3	
30	Johnson, Lydia	0	2	0	0	0	0	0	0	0	0	0	0	0	0	0	2	
42	Wright, Cindee	1	4	0	0	1	2	1	1	2	2	3	0	0	0	0	3	15
TEAM						3			4			7						
Totals.....		21	65	8	25	6	11	14	16	30	12	56	12	18	3	13	200	

TOTAL FG%	1st Half: 13-36 36.1%	2nd Half: 8-29 27.6%	Game: 32.3%	DEADBALL
-----------	-----------------------	----------------------	-------------	----------

2007-08 Game-by-Game Review

GAME 16: DUKE 84, MIAMI 72

1/5/08 – CORAL GABLES...Miami's game plan for the No. 12 Duke Blue Devils in the ACC opener was the right one, but Chante Black proved to be too much down the stretch. A Carla Williams leg injury didn't help matters for the Hurricanes, as she held Black in check when she was in the game. For the fourth straight game, Maurita Reid scored over 20 points as she ended the night with 22.

VISITORS: DUKE 12-3

##	Player	tot-fg		3-pt		rebounds			pf	tp	a	to blk	s	min			
		fg	fga	fg	fga	ft	of	de							tot		
21	Cheek, Joy	f	3	6	0	0	4	5	2	5	7	2	10	0	0	0	24
11	Black, Chante	c	5	9	0	0	6	6	3	7	10	2	16	1	3	4	30
04	Waner, Abby	g	3	12	1	6	3	1	0	1	2	10	6	2	0	1	28
05	Thomas, Jasmine	g	3	7	0	1	2	2	1	5	6	0	8	3	4	2	27
23	Smith, Wanisha	g	5	9	5	6	1	2	2	3	5	2	16	3	4	0	33
02	Waner, Emily	0	0	0	0	0	0	0	0	0	0	0	0	0	0	0	2
13	Christmas, Karima	3	3	0	0	2	2	1	0	1	1	8	2	0	1	3	13
30	Gay, Carren	2	5	0	0	1	2	0	2	2	2	5	0	1	1	0	12
31	Jackson, Keturah	1	1	0	0	0	0	0	5	5	0	2	0	2	0	1	16
34	Thomas, Krystal	2	6	0	0	5	6	4	3	7	2	9	0	0	2	0	15
TEAM																	
Totals.....		27	58	6	13	24	28	14	33	47	13	84	15	16	10	6	200

TOTAL FG%	1st Half: 16-28 57.1%	2nd Half: 11-30 36.7%	Game: 46.6%	DEADBALL
3-Pt. FG%	1st Half: 4-7 57.1%	2nd Half: 2-6 33.3%	Game: 46.2%	REBOUNDS
F Throw %	1st Half: 10-13 76.9%	2nd Half: 14-15 93.3%	Game: 85.7%	4

HOME TEAM: Miami (Fla.) 7-9

##	Player	tot-fg		3-pt		rebounds			pf	tp	a	to blk	s	min				
		fg	fga	fg	fga	ft	of	de							tot			
14	Charmaine Clark	f	2	9	0	1	3	4	2	1	3	3	7	2	1	1	0	27
42	Carla Williams	c	0	2	0	0	0	0	1	0	1	1	0	0	0	0	1	7
10	Maurita Reid	g	7	16	5	10	3	4	0	5	5	2	22	2	3	0	3	37
20	Albrey Grimsley	g	5	11	2	2	2	2	0	3	3	2	14	7	2	0	0	33
32	Epiphany Woodson	g	1	6	1	2	0	0	0	0	0	0	3	1	0	0	0	22
04	Lamese James	3	5	0	0	1	3	1	2	2	7	0	1	0	0	2	17	
05	LaToya Drake	3	8	0	0	5	3	0	3	3	11	0	0	1	4	21		
23	LaToya Cunningham	3	7	2	5	0	0	2	2	4	2	8	3	3	0	0	28	
33	Diane Barnes	0	0	0	0	0	2	0	1	1	1	0	0	0	0	1	8	
TEAM																		
Totals.....		24	64	10	20	14	20	11	17	28	16	72	15	11	2	11	200	

TOTAL FG%	1st Half: 12-32 37.5%	2nd Half: 12-32 37.5%	Game: 37.5%	DEADBALL
3-Pt. FG%	1st Half: 4-7 57.1%	2nd Half: 6-13 46.2%	Game: 50.0%	REBOUNDS
F Throw %	1st Half: 6-8 75.0%	2nd Half: 8-12 66.7%	Game: 70.0%	2

Officials: Lawson Newton, Robert Trammell, Tony Lipa

Technical fouls: DUKE-None, Miami (Fla.)-None.

Attendance: 1015

Score by Periods	1st	2nd	Total
DUKE	46	38	84
Miami (Fla.)	34	38	72

GAME 17: MIAMI 66, CLEMSON 61

1/10/08 – CLEMSON, S.C...The Hurricanes made it 2-0 as the away team for the 2007-08 season as they upended the Tigers on their home court. Miami defeated Milwaukee in their first road game of the season. Maurita Reid scored 23 points and Carla Williams was big in the second half, where she scored 12 of her 14 points. Grimsley's jumper gave Miami a lead they wouldn't give up in the game's final minute.

VISITORS: MIAMI 8-9, 1-1

##	Player	tot-fg		3-pt		rebounds			pf	tp	a	to blk	s	min				
		fg	fga	fg	fga	ft	of	de							tot			
14	Charmaine Clark	f	1	5	0	0	5	10	1	4	5	2	7	0	3	0	1	29
42	Carla Williams	c	5	11	0	0	4	6	2	7	9	3	14	0	1	1	2	34
10	Maurita Reid	g	9	19	4	11	1	3	4	0	4	1	23	1	3	1	2	33
20	Albrey Grimsley	g	3	4	1	1	2	2	0	1	1	2	9	5	1	0	1	30
32	Epiphany Woodson	g	4	7	1	4	0	0	0	3	3	0	9	1	1	0	0	25
04	Lamese James	0	1	0	0	0	1	1	0	1	0	0	0	0	0	0	0	2
05	LaToya Drake	0	1	0	0	0	0	1	0	1	3	0	1	0	0	0	6	
21	Bryana Blair	0	0	0	0	0	0	0	0	0	0	0	0	0	0	0	3	
23	LaToya Cunningham	0	6	0	3	0	0	0	1	1	3	0	3	2	0	3	25	
33	Diane Barnes	2	6	0	0	0	2	4	3	7	1	4	0	1	0	2	13	
TEAM																		
Totals.....		24	60	6	19	12	24	15	21	36	15	66	11	15	2	11	200	

TOTAL FG%	1st Half: 12-27 44.4%	2nd Half: 12-33 36.4%	Game: 40.0%	DEADBALL
3-Pt. FG%	1st Half: 5-12 41.7%	2nd Half: 1-7 14.3%	Game: 31.6%	REBOUNDS
F Throw %	1st Half: 4-10 40.0%	2nd Half: 8-14 57.1%	Game: 50.0%	8

HOME TEAM: CLEMSON 7-10, 0-2

##	Player	tot-fg		3-pt		rebounds			pf	tp	a	to blk	s	min			
		fg	fga	fg	fga	ft	of	de							tot		
23	LLOYD, D'Lasha	f	5	11	0	0	0	0	0	0	1	1	10	0	1	0	16
30	DAVIS, Moreemi	c	0	3	0	0	2	2	1	1	2	5	2	0	2	0	16
04	BROWN, Christy	g	3	9	0	3	0	0	0	1	1	0	6	5	2	0	39
22	THOMAS, Shefany	g	6	11	2	3	2	2	2	2	4	1	16	0	3	0	25
32	CAMPBELL, Morganne	g	0	1	0	1	0	0	0	2	2	0	0	2	1	1	15
10	WRIGHT, Kirstyn	1	2	1	2	0	2	1	2	3	2	3	4	1	0	0	15
11	HARDY, Lele	1	6	0	2	1	2	2	6	8	1	3	2	0	0	2	27
21	PARKER, April	6	11	0	0	1	2	2	4	6	5	13	0	2	1	0	19
24	TATE, Jasmine	0	0	0	0	0	0	0	0	0	0	0	0	0	0	0	2
25	HOOD, Whitney	4	5	0	0	0	0	0	3	3	6	2	8	1	5	0	26
TEAM																	
Totals.....		26	59	3	11	6	10	13	25	38	17	61	12	18	2	7	200

TOTAL FG%	1st Half: 13-26 50.0%	2nd Half: 13-33 39.4%	Game: 44.1%	DEADBALL
3-Pt. FG%	1st Half: 2-4 50.0%	2nd Half: 1-7 14.3%	Game: 27.3%	REBOUNDS
F Throw %	1st Half: 4-8 50.0%	2nd Half: 2-2 100%	Game: 60.0%	3

Officials: Jennifer Rezac, Billy Smith, Angelica Suffren

Technical fouls: Miami-None, Clemson-TEAM.

Attendance: 824

Score by Periods	1st	2nd	Total
Miami	33	33	66
Clemson	32	29	61

GAME 18: GEORGIA TECH 68, MIAMI 65

1/13/08 – ATLANTA...Defensive pressure was the story of the game, as there were a combined 49 between the two teams, 27 from the Hurricanes. Despite the turnovers, Miami was tied with Georgia Tech until the last second, when Alex Montgomery hit a three-pointer in the corner for the win. Maurita Reid led all scorers with 18 points and LaToya Cunningham added 15, with three three-pointers.

VISITORS: MIAMI (FLORIDA) 8-10, 1-2 ACC

##	Player	tot-fg		3-pt		rebounds			pf	tp	a	to blk	s	min				
		fg	fga	fg	fga	ft	of	de							tot			
14	Charmaine Clark	f	2	7	0	0	3	4	1	3	4	2	7	1	2	1	18	
42	Carla Williams	f	6	11	0	0	0	0	4	3	7	4	12	0	3	1	30	
10	Maurita Reid	g	7	9	4	6	0	2	6	8	4	18	5	8	0	4	33	
20	Albrey Grimsley	g	1	6	0	0	2	2	0	3	3	2	4	3	5	0	1	37
32	Epiphany Woodson	g	2	8	2	3	1	2	0	2	2	0	7	2	2	0	1	26
04	Lamese James	1	5	0	1	0	0	2	4	6	3	2	1	4	1	0	20	
05	LaToya Drake	0	1	0	0	0	0	0	0	0	0	1	0	0	0	0	10	
23	LaToya Cunningham	6	8	3	4	0	0	0	2	2	2	15	1	3	0	2	26	
TEAM																		
Totals.....		25	55	9	14	6	8	10	25	35	18	65	13	27	3	10	200	

TOTAL FG%	1st Half: 13-26 50.0%	2nd Half: 12-29 41.4%	Game: 45.5%	DEADBALL
3-Pt. FG%	1st Half: 2-3 66.7%	2nd Half: 7-11 63.6%	Game: 64.3%	REBOUNDS
F Throw %	1st Half: 2-2 100%	2nd Half: 4-6 66.7%	Game: 75.0%	2

HOME TEAM: Georgia Tech 15-2, 2-1 ACC

##	Player	tot-fg		3-pt		rebounds			pf	tp	a	to blk	s	min			
		fg	fga	fg	fga	ft	of	de							tot		
21	Mitchell, Janie	f	5	11	0	0	3	3	3	4	7	4	13	0	6	1	36
34	Hemingway, Iasia	f	3	7	0												

2007-08 Game-by-Game Review

GAME 19: VIRGINIA 79, MIAMI 68

1/21/08 – CORAL GABLES... Virginia scored 53 second-half points to erase a Miami 10-point halftime lead. Epiphany Woodson scored 11 points and played physical, drawing fouls on a reaching the free-throw line on five occasions. Maurita Reid scored a team-high 20 points and Carla Williams added 10 points, the third straight game she scored in double figures.

VISITORS: Virginia 14-5, 3-1

#	Player	tot-fg		3-pt		rebounds			pf	tp	a	to blk	s	min				
		fg	fga	fg	fga	ft	fta	of de tot										
01	Littles, Lyndra	f	8	17	2	5	2	3	3	6	9	3	20	3	2	1	0	28
33	Mohammed, Aisha	c	4	7	0	0	8	8	2	5	7	4	16	1	3	0	2	20
03	Kellum, Paulisha	g	1	3	0	1	5	6	0	1	1	3	7	2	3	0	2	30
05	Zoll, Sharnee	g	3	9	1	2	0	0	0	5	5	2	7	7	3	0	0	38
22	Wright, Monica	g	5	13	2	7	5	6	1	5	6	2	17	2	3	1	0	35
12	Miller, Britnee	0	0	0	0	0	0	0	0	0	0	0	0	0	0	0	1	7
30	Robertson, Abby	1	1	0	0	1	1	0	1	1	2	3	1	0	0	0	0	5
40	Stovall, Enonge	1	4	0	0	3	4	5	10	3	5	0	4	0	2	28		
42	Hartig, Kelly	2	3	0	0	0	1	0	2	1	4	0	1	0	0	0	9	
TEAM						5			1			6						
Totals.....		25	57	5	15	24	29	16	31	47	20	79	16	19	2	7	200	

TOTAL FG%	1st Half: 9-26 34.6%	2nd Half: 16-31 51.6%	Game: 43.9%	DEADBALL
3-PT. FG%	1st Half: 2-6 33.3%	2nd Half: 3-9 33.3%	Game: 33.3%	REBOUNDS
F Throw %	1st Half: 6-8 75.0%	2nd Half: 18-21 85.7%	Game: 82.8%	1

HOME TEAM: Miami (Fla.) 8-11, 1-3

#	Player	tot-fg		3-pt		rebounds			pf	tp	a	to blk	s	min				
		fg	fga	fg	fga	ft	fta	of de tot										
14	Charmaine Clark	f	3	8	0	1	0	2	0	4	4	0	6	2	2	0	1	22
42	Carla Williams	c	4	6	0	0	2	4	3	5	8	3	10	0	1	2	23	
10	Maurita Reid	g	7	15	2	6	4	2	1	3	3	20	2	5	0	2	34	
20	Albrey Grimsley	g	3	11	0	0	2	4	0	1	1	0	8	3	2	0	24	
32	Epiphany Woodson	g	4	9	0	2	3	5	0	2	2	1	11	2	1	0	37	
04	Lamese James	0	0	0	0	1	2	0	0	0	1	1	0	0	0	0	3	
05	LaToya Drake	1	3	0	0	0	0	0	0	0	4	2	0	0	0	0	11	
21	Briyana Blair	0	0	0	0	0	0	0	0	0	0	2	0	0	0	0	1	
23	LaToya Cunningham	3	8	2	5	0	0	2	2	1	8	1	2	0	4	33		
33	Diane Barnes	0	0	0	0	2	4	2	1	3	5	2	1	0	0	12		
TEAM						3			4			7						
Totals.....		25	60	4	14	14	25	10	20	30	20	68	11	13	1	11	200	

TOTAL FG%	1st Half: 13-29 44.8%	2nd Half: 12-31 38.7%	Game: 41.7%	DEADBALL
3-PT. FG%	1st Half: 4-6 66.7%	2nd Half: 0-8 0.0%	Game: 28.6%	REBOUNDS
F Throw %	1st Half: 6-14 42.9%	2nd Half: 8-11 72.7%	Game: 56.0%	5

Officials: June Courteau, Bryan Enterline, Wesley Dean

Technical fouls: Virginia-None, Miami (Fla.)-None.

Attendance: 640

Score by Periods	1st	2nd	Total
Virginia	26	53	79
Miami (Fla.)	36	32	68

GAME 20: FLORIDA STATE 75, MIAMI 70 OT

1/24/08 – CORAL GABLES... In their second overtime game of the season, Miami fell to Florida State in the first of two meetings between the teams on the season. Albrey Grimsley recorded career-highs with 21 points and 11 assists, becoming the third Hurricane to record a double-double on the season. Maurita Reid tied a season-high with eight steals and Epiphany Woodson added 14 points. Florida State made 17 of 24 free throws as the Hurricanes went 9-19 from the line.

VISITORS: Florida State 14-6, 4-1

#	Player	tot-fg		3-pt		rebounds			pf	tp	a	to blk	s	min				
		fg	fga	fg	fga	ft	fta	of de tot										
04	Cavia Moore	f	1	2	0	0	0	2	0	2	3	2	0	0	0	0	7	
02	Alysha Harvin	g	4	7	1	2	0	0	2	3	5	3	9	0	2	0	1	27
10	Mara Freshour	g	5	7	2	2	2	2	2	4	1	14	1	4	0	1	39	
20	Tanae Davis-Cain	g	3	12	2	4	2	2	2	4	3	10	1	2	1	0	24	
22	Shante Williams	g	3	7	0	0	4	9	0	4	4	1	10	5	2	0	31	
01	Angel Gray	0	0	0	0	0	0	0	2	2	0	0	0	0	0	0	7	
05	Christian Hunnicutt	0	5	0	1	0	0	2	1	3	1	0	1	1	0	0	23	
12	Courtney Ward	3	6	1	2	2	2	0	4	4	4	9	8	4	0	4	29	
50	Jacinta Monroe	7	13	0	0	7	9	1	7	8	3	21	0	4	4	0	38	
TEAM						2			3			5						
Totals.....		26	59	6	11	17	24	13	28	41	19	75	16	21	5	8	225	

TOTAL FG%	1st Half: 12-25 48.0%	2nd Half: 11-27 40.7%	Game: 44.1%	DEADBALL
3-PT. FG%	1st Half: 3-5 60.0%	2nd Half: 2-5 40.0%	Game: 54.5%	REBOUNDS
F Throw %	1st Half: 5-8 62.5%	2nd Half: 10-14 71.4%	Game: 70.8%	2

HOME TEAM: Miami (Fla.) 8-12, 1-4

#	Player	tot-fg		3-pt		rebounds			pf	tp	a	to blk	s	min				
		fg	fga	fg	fga	ft	fta	of de tot										
14	Charmaine Clark	f	3	7	0	0	0	0	0	4	4	3	6	0	2	0	20	
42	Carla Williams	c	3	8	0	0	2	5	4	2	6	3	8	0	2	1	1	33
10	Maurita Reid	g	3	16	2	9	4	6	3	5	8	4	12	3	4	1	8	39
20	Albrey Grimsley	g	9	16	1	3	2	4	3	1	4	3	21	11	7	0	1	41
32	Epiphany Woodson	g	6	10	2	4	0	0	0	0	4	4	14	3	0	0	2	34
04	Lamese James	0	1	0	0	0	0	0	0	0	0	0	0	0	0	0	4	
05	LaToya Drake	0	2	0	0	1	2	2	2	4	1	1	1	0	0	0	8	
23	LaToya Cunningham	2	5	2	4	0	0	0	0	0	0	2	6	1	0	0	21	
33	Diane Barnes	1	3	0	0	0	0	2	3	3	6	2	2	0	0	1	25	
TEAM						1			4			5						
Totals.....		27	68	7	20	9	19	16	25	41	19	70	17	14	4	13	225	

TOTAL FG%	1st Half: 13-33 39.4%	2nd Half: 13-28 46.4%	Game: 39.7%	DEADBALL
3-PT. FG%	1st Half: 3-8 37.5%	2nd Half: 4-9 44.4%	Game: 35.0%	REBOUNDS
F Throw %	1st Half: 2-6 33.3%	2nd Half: 5-7 71.4%	Game: 47.4%	7

Officials: Joanne Aldrich, David Kramer, Angelica Suffren

Technical fouls: Florida State-None, Miami (Fla.)-None.

Attendance: 1284

Score by Periods	1st	2nd	OT	Total
Florida State	32	34	9	75
Miami (Fla.)	31	35	4	70

GAME 21: MARYLAND 90, MIAMI 50

COLLEGE PARK, Md... Maryland's Crystal Langhorne proved to be too much of a force for the Hurricanes, as she scored a game-high 19 points, including going 9-for-9 at the free throw line after only 12 minutes of play. Foul trouble forced Miami's leading scorer to the bench, as she scored 15 points. Damisha Moore took advantage of the playing time and scored six points with four rebounds.

VISITORS: Miami (8-13, 1-5 ACC)

#	Player	tot-fg		3-pt		rebounds			pf	tp	a	to blk	s	min			
		fg	fga	fg	fga	ft	fta	of de tot									
42	Carla Williams	c	0	2	0	0	0	0	0	1	1	2	0	0	1	0	9
10	Maurita Reid	g	6	14	3	8	0	1	1	2	3	3	15	0	1	0	22
14	Charmaine Clark	g	2	4	1	2	0	0	0	1	1	5	1	1	0	0	16
20	Albrey Grimsley	g	1	5	0	1	2	2	0	0	0	2	4	2	6	0	23
32	Epiphany Woodson	g	4	10	1	4	0	0	2	2	4	0	9	1	3	0	26
00	Damisha Moore	3	3	0	0	0	1	3	1	4	1	6	2	0	0	13	
04	Lamese James	0	2	0	1	0	0	2	2	4	3	0	0	1	1	22	
05	LaToya Drake	0	1	0	0	0	0	0	0	0	0	1	0	0	0	9	
21	Briyana Blair	0	1	0	0	0	0	0	0	0	0	3	0	4	0	4	
23	LaToya Cunningham	2	5	1	4	0	0	0	1	1	0	5	2	0	0	23	
30	Vitalija Vasciunaitė	0	0	0	0	0	0	0	0	0	0	0	0	1	0	0	2
33	Diane Barnes	1	2	0	0	0	0	0	0	4	4	2	2	0	2	23	
44	Kathryn Hester	2	3	0	0	0	0	0	0	0	0	4	0	1	0	8	
TEAM						1			2								
Totals.....		21	52	6	20	2	4	9	15	24	20	50	6	24	2	4	199

TOTAL FG%	1st Half: 9-26 34.6%	2nd Half: 12-26 46.2%	Game: 40.4%	DEADBALL
3-PT. FG%	1st Half: 3-13 23.1%	2nd Half: 3-7 42.9%	Game: 30.0%	REBOUNDS
F Throw %	1st Half: 2-3 66.7%	2nd Half: 0-1 0.0%	Game: 50.0%	0

HOME TEAM: #5/5 Maryland (23-2, 7-1 ACC)

#	Player	tot-fg		3-pt		rebounds			pf</
---	--------	--------	--	------	--	----------	--	--	------

2007-08 Game-by-Game Review

GAME 22: BOSTON COLLEGE 70, MIAMI 42

CHESTNUT HILL, Mass...Four Boston College players scored in double figures and the home team shot 70 percent in the first half against Miami. Carolyn Swords, BC's 6-6 freshman center was perfect on the day going 8-8 from the field with a game-high 16 points. Damisha Moore scored eight points and pulled down five rebounds for the Hurricanes.

VISITORS: Miami 8-14, 1-6

#	Player	tot-fg		3-pt		rebounds			pf	tp	a	to	blk	s	min			
		fg	fga	fg	fga	ft	fta	of								de	tot	
33	Diane Barnes	f	2	4	0	0	2	2	1	2	3	2	6	0	2	0	18	
42	Carla Williams	c	2	6	0	0	0	0	2	2	4	0	4	0	3	0	15	
10	Maurita Reid	g	2	11	1	4	4	4	2	0	2	2	9	0	3	0	25	
20	Albrey Grimsley	g	3	6	0	0	0	0	0	1	1	1	6	2	0	0	25	
23	LaToya Cunningham	g	0	5	0	4	1	2	1	1	2	1	2	0	0	1	26	
00	Damisha Moore		3	6	0	0	0	2	2	3	5	1	8	2	3	1	0	22
04	Lamesha James		1	4	0	1	0	0	0	0	0	0	2	0	0	0	8	
05	LaToya Drake		0	1	0	0	0	0	0	0	0	0	0	0	1	0	6	
14	Charmaine Clark		2	5	1	1	1	2	0	3	3	1	6	1	2	0	20	
21	Bryana Blair		0	0	0	0	0	0	0	0	0	0	0	0	1	0	4	
30	Vitalija Vascunaitite		0	2	0	1	0	0	0	0	0	0	0	0	0	0	3	
32	Epiphany Woodson		0	5	0	2	0	0	0	2	2	1	0	0	0	0	22	
44	Kathryn Hester		0	1	0	0	0	0	1	0	1	0	0	0	1	0	6	
TEAM																		
Totals.....		15	56	2	13	10	12	15	27	9	42	7	16	3	8	200		

TOTAL FG%	1st Half: 7-32 21.9%	2nd Half: 8-24 33.3%	Game: 26.8%	DEADBALL
3-Pt. FG%	1st Half: 1-6 16.7%	2nd Half: 1-7 14.3%	Game: 15.4%	REBOUNDS
F Throw %	1st Half: 5-6 83.3%	2nd Half: 5-6 83.3%	Game: 83.3%	1

HOME TEAM: Boston College 17-5, 5-2

#	Player	tot-fg		3-pt		rebounds			pf	tp	a	to	blk	s	min			
		fg	fga	fg	fga	ft	fta	of								de	tot	
01	Brown,Ayla	f	6	9	0	1	1	1	0	3	3	0	13	2	3	0	1	27
32	Murphy,Stefanie	f	5	9	0	0	0	1	3	6	9	0	10	2	1	0	0	25
30	Swords,Carolyn	c	8	8	0	0	0	2	2	5	7	1	16	2	1	1	0	26
11	Thoman,Jaelyn	g	1	4	1	2	0	0	2	2	0	3	6	2	0	1	28	
22	Johnson,Brittanny	g	2	5	2	2	0	0	2	2	1	6	4	3	0	0	25	
05	Jones,Victoria		0	0	0	0	0	0	0	0	0	1	0	2	0	0	7	
12	Pratt,LaShaunda		1	3	0	0	0	0	0	0	0	2	1	1	0	0	6	
20	Kentish,Kaydia		0	2	0	0	0	0	0	1	1	2	0	0	0	1	6	
21	Rusin,Corey		1	2	1	2	0	0	0	1	1	0	3	2	1	0	0	8
33	Picco,Mickel		5	7	1	3	0	0	1	1	1	1	1	2	0	2	19	
34	Wilson,Veronica		0	1	0	1	0	0	1	2	3	0	0	0	0	0	5	
44	Miles,Rebecca		3	4	0	1	0	0	0	5	2	6	2	1	0	0	2	18
TEAM																		
Totals.....		32	54	5	12	1	4	9	30	39	8	70	24	18	1	8	200	

TOTAL FG%	1st Half: 21-30 70.0%	2nd Half: 11-24 45.8%	Game: 59.3%	DEADBALL
3-Pt. FG%	1st Half: 3-5 60.0%	2nd Half: 2-7 28.6%	Game: 41.7%	REBOUNDS
F Throw %	1st Half: 0-1 0.0%	2nd Half: 1-3 33.3%	Game: 25.0%	1

Officials: Lawson Newton, Angela Lewis, Carla Fountain
 Technical fouls: Miami-None. Boston College-None.
 Attendance: 1867

Score by Periods	1st	2nd	Total
Miami	20	22	42
Boston College	45	25	70

GAME 23: MIAMI 54, GEORGIA TECH 52

CORAL GABLES...Freshman point guard Epiphany Woodson returned the favor against the Yellow Jackets hitting a game-winning three-pointer right before the buzzer. Woodson scored a career-high 16 points in leading Miami to its second ACC victory. Charmaine Clark also tied a season-high with 12 points of her own. Miami forced Georgia Tech into 22 turnovers for the game.

VISITORS: Georgia Tech 18-5, 5-4

#	Player	tot-fg		3-pt		rebounds			pf	tp	a	to	blk	s	min			
		fg	fga	fg	fga	ft	fta	of								de	tot	
01	Williams, Jacqua	*	1	3	0	2	0	0	1	0	1	1	2	0	2	1	5	26
21	Mitchell, Janie	*	8	10	0	0	3	4	2	4	6	1	19	0	3	0	0	37
22	Montgomery, Alex	*	2	6	1	4	0	0	1	4	5	1	5	2	5	0	0	29
34	Hemingway, Iasia	*	0	0	0	0	1	2	0	0	0	0	1	0	3	0	0	12
43	Nnamaka, Chioma	*	4	11	4	10	4	5	2	3	5	4	16	2	4	0	0	28
05	Ingram, Jill		1	8	0	4	0	1	1	3	4	0	2	4	1	0	4	36
23	Foster, Deja		0	1	0	0	0	0	0	0	0	0	0	1	0	0	2	
35	Ardossi, Brigitte		2	6	0	0	3	4	2	5	7	3	7	1	3	0	0	30
TEAM																		
Totals.....		18	45	5	20	11	16	11	19	30	10	52	9	22	1	9	200	

TOTAL FG%	1st Half: 7-22 31.8%	2nd Half: 11-23 47.8%	Game: 40.0%	DEADBALL
3-Pt. FG%	1st Half: 3-12 25.0%	2nd Half: 2-8 25.0%	Game: 25.0%	REBOUNDS
F Throw %	1st Half: 7-10 70.0%	2nd Half: 4-6 66.7%	Game: 68.8%	3

HOME TEAM: Miami (Fla.) 9-14, 2-6

#	Player	tot-fg		3-pt		rebounds			pf	tp	a	to	blk	s	min			
		fg	fga	fg	fga	ft	fta	of								de	tot	
10	Maurita Reid	*	2	7	0	2	1	2	1	5	6	3	5	4	0	0	4	33
20	Albrey Grimsley	*	1	4	0	0	2	2	1	2	3	4	4	4	7	0	1	27
23	LaToya Cunningham	*	1	7	1	6	0	0	0	1	1	1	3	2	3	0	2	38
32	Epiphany Woodson	*	5	12	4	6	2	2	0	2	2	1	16	0	4	0	3	34
42	Carla Williams	*	2	3	0	0	0	0	0	2	1	3	2	4	1	1	0	13
00	Damisha Moore		1	1	0	0	0	0	0	0	0	0	0	0	0	1	0	3
04	Lamesha James		3	6	0	0	2	5	3	5	8	2	8	0	0	0	1	27
14	Charmaine Clark		5	10	0	1	2	2	3	1	4	1	12	0	2	0	1	23
33	Diane Barnes		0	0	0	0	0	0	0	0	0	0	0	0	0	0	0	2
TEAM																		
Totals.....		20	50	5	15	9	13	12	18	30	16	54	11	19	1	12	200	

TOTAL FG%	1st Half: 10-24 41.7%	2nd Half: 10-26 38.5%	Game: 40.0%	DEADBALL
3-Pt. FG%	1st Half: 4-11 36.4%	2nd Half: 1-4 25.0%	Game: 33.3%	REBOUNDS
F Throw %	1st Half: 0-0 0.0%	2nd Half: 9-13 69.2%	Game: 69.2%	3

Officials: Jennifer Rezac, Edward Sidlasky, Ron Ledington
 Technical fouls: Georgia Tech-None. Miami (Fla.)-None.
 Attendance: 566

Score by Periods	1st	2nd	Total
Georgia Tech	24	28	52
Miami (Fla.)	24	30	54

GAME 24: VIRGINIA TECH 81, MIAMI 73 OT

CORAL GABLES...Virginia Tech's Brittany Cook scored an ACC season-high 36 points, 27 in the second half and overtime. Maurita Reid scored a team-high 26 points in the losing effort and Charmaine Clark tied her season-high with 12 points. Lamesha James also scored in double figures, adding 11 points.

VISITORS: Virginia Tech 14-11, 1-9

#	Player	tot-fg		3-pt		rebounds			pf	tp	a	to	blk	s	min			
		fg	fga	fg	fga	ft	fta	of								de	tot	
15	Ulahya Dnye	f	7	12	1	2	0	0	1	5	6	1	15	4	4	0	0	42
31	Amber Hall	f	5	9	0	0	0	0	2	5	7	2	10	4	1	0	1	33
21	Lindsay Biggs	g	0	5	0	4	0	0	0	2	2	0	0	1	4	0	0	21
20	Brittany Cook	g	15	22	5	7	1	2	5	4	9	1	36	5	3	1	0	44
22	Laura Haskins	g	3	7	2	3	0	0	4	4	3	8	9	5	0	1	42	
13	Eleanor Brentnall		4	4	0	0	0	1	2	0	2	2	8	2	1	0	0	25
24	Lakesha Logan		2	3	0	1	0	0	1	1	2	4	0	2	0	0	16	
42	Elizabeth Basham		0	0	0	0	0	0	1	0	1	1	0	0	0	0	3	
TEAM																		
Totals.....		36	62	8	17	1	3	12	28	38	12	81	25	20	1	2	225	

TOTAL FG%	1st Half: 13-30 43.3%	2nd Half: 18-26 69.2%	Game: 58.1%	DEADBALL
3-Pt. FG%	1st Half: 1-8 12.5%	2nd Half: 5-7 71.4%	Game: 47.1%	REBOUNDS
F Throw %	1st Half: 1-3 33.3%	2nd Half: 0-0 0.0%	Game: 33.3%	0

HOME TEAM: Miami (Fla.) 9-15, 2-7

#	Player	tot-fg		3-pt		rebounds			pf	tp	a
---	--------	--------	--	------	--	----------	--	--	----	----	---

2007-08 Game-by-Game Review

GAME 28: FLORIDA STATE 50, MIAMI 49

TALLAHASSEE, Fla...Miami suffered their sixth loss of the season by three points or less when a late field goal attempt from Maurita Reid wouldn't fall. Damisha Moore stepped up as fellow freshman Epiphany Woodson was out with an injury. Moore scored eight points and grabbed a career-high 10 rebounds. LaToya Cunningham played all 40 minutes in the game. Carla Williams scored 10 points in helping Miami win the points in the paint battle, 32-18.

VISITORS: Miami 9-19, 2-11 ACC

Statistical table for Game 28 showing player performance metrics for Florida State and Miami.

TOTAL FG% 1st Half: 11-29 37.9% 2nd Half: 11-29 37.9% Game: 37.9% DEADBALL REBOUNDS 3

HOME TEAM: Florida State 17-11, 7-6 ACC

Statistical table for Game 28 showing player performance metrics for Florida State.

TOTAL FG% 1st Half: 7-30 23.3% 2nd Half: 11-29 37.9% Game: 30.5% DEADBALL REBOUNDS 3,1

Officials: Lawson Newton, Ed Sidlasky, Jennifer Rezac

Attendance: 3080

GAME 29: BOSTON COLLEGE 63, MIAMI 52

CORAL GABLES...In the final regular season game of the season, the Hurricanes performed much better against a Boston College team that blew out Miami less than a month earlier. Despite the efforts of seniors Maurita Reid and Carla Williams, Miami was unable to stop BC's 34-13 run to close out the game. Williams grabbed six rebounds and had her hand in on six steals. Reid and LaToya Cunningham shared the team lead with 11 points each.

VISITORS: Boston College 19-10, 7-7

Statistical table for Game 29 showing player performance metrics for Boston College and Miami.

TOTAL FG% 1st Half: 10-22 45.5% 2nd Half: 12-20 60.0% Game: 52.4% DEADBALL REBOUNDS 3

HOME TEAM: Miami (Fla.) 9-20, 2-12

Statistical table for Game 29 showing player performance metrics for Miami.

TOTAL FG% 1st Half: 10-34 29.4% 2nd Half: 10-28 35.7% Game: 32.3% DEADBALL REBOUNDS 3

Officials: Brian Brunette, Susan Chue, Carla Foutain

Attendance: 710

GAME 30: GEORGIA TECH 76, MIAMI 49

GREENSBORO, N.C...For the third straight season, Miami faced Georgia Tech in the opening round of the ACC Tournament. Unfortunately, Georgia Tech has won all three of those match-ups. It was also the third time the two teams faced one another on the season. Maurita Reid scored a team-high 12 points in her final game, while Epiphany Woodson finished with 11.

VISITORS: Miami 9-21, 2-12 ACC

Statistical table for Game 30 showing player performance metrics for Georgia Tech and Miami.

TOTAL FG% 1st Half: 10-31 32.3% 2nd Half: 9-30 30.0% Game: 31.1% DEADBALL REBOUNDS 0,1

HOME TEAM: Georgia Tech 22-8, 7-7 ACC

Statistical table for Game 30 showing player performance metrics for Georgia Tech.

TOTAL FG% 1st Half: 13-24 54.2% 2nd Half: 10-30 33.3% Game: 42.6% DEADBALL REBOUNDS 1,1


Officials: Bryan Burnette, Joe Cunningham, Jen Rezac

Attendance: 10158

Game 1 of the 2008 ACC Women's Tournament

#5-seed GT advances to face #4-seed Virginia on Friday at 11:00 am

In-Arena Attendance: 8,914



Program History

Octavia Blue

History

Hurricane Force

From outdoor courts to Big East titles and the challenge of the ACC

Rewind 35 years and you'll find the beginnings of what would blossom into women's basketball at the University of Miami.

From its humble beginnings in 1972-73, with non-scholarship athletes playing on outdoor courts, to more than 500 wins later in 2007-08, with a roster full of recruited talent showcasing their skills in a state-of-the-art facility, Hurricanes women's basketball has come a long way.

FROM THE START

In its first two seasons, the Miami women's basketball team competed on outdoor courts and rumor has it that a game was actually rained out. But the players persevered under the program's first head coach, Barry Schimer, and after finishing the inaugural season 2-6, the Hurricanes went on to winning records in each of the next two seasons and finished runner up in the 1975 Florida AIAW State Championship Tournament.

The Hurricanes moved into their first home—the William Lane Campus Sports and Recreation Center—for the 1975-76 season under the program's second head coach Shula Feuer. Just two games into the season, Miami used a 100-20 win over Homestead Air Force Base, to set a school record with the 80-point margin of victory that still stands more than 30 years later.

In 1977-78, Miami's first 1,000-point scorer emerged in Wendy Foote, who averaged a school-record 25.2 points per game as a senior. She would go on to become the first University of Miami basketball player since Rick Barry to sign a professional contract when she signed with the New Orleans Pride of the Women's Professional Basketball League.


ANOTHER STEP FORWARD

As the Hurricanes moved toward their eighth season of competition, Lin Dunn was hired from the University of Mississippi to take over the reigns of the UM women's basketball program. In her nine seasons at the helm of a burgeoning Hurricanes program, Dunn compiled 149 wins and led the team to a school-record six consecutive winning seasons, two 20-win seasons, one Florida AIAW State Championship and two berths in the AIAW Region III Tournament.



The 1979-80 season, was pivotal in the progression of women's basketball at the university, as the team received its first scholarships (seven) and went on to finish 18-16. Miami gained three additional scholarships for the 1980-81 season and completed one of the most successful campaigns in school history, recording the first 20-win season at 24-18. The Hurricanes went on to win their first Florida AIAW State Championship and advance to the AIAW Region III Tournament.

UM received its full complement of 12 scholarships in 1981-82, and was rewarded with a 19-10 record and a second-straight berth to the AIAW Region III Championships. That season, Sylvia Wilson wrapped up her collegiate career as Miami's leader in points (1,713) and rebounds (1,115), and remains the only Hurricane to grab more than 1,000 career boards.



A NEW HOME, A NEW SCORING LEADER

With the resurrection of Miami men's basketball in 1985-86, both the men's and women's teams moved into the Knight Sports Complex. As the team continued to develop and battle top-20 teams, a player named Maria Rivera—who had set a freshman scoring record with 523 points during the previous season—began to emerge as a serious threat for Hurricane opponents.

Averaging 21.4 points per game as a sophomore, Rivera surpassed the 1,000-point scoring plateau in just her second season and would go on to become the first women's basketball player in Miami history to score more than 2,000 career points. She set a school record that would stand for 18 years with a 41-point performance versus Central Florida, while also breaking Rick Barry's school-record of 2,298 points.

Rivera would close her collegiate career as both Miami's all-time leading scorer with 2,538 points and its all-time steals leader with 382.

A date to the big dance

Ferne Labati took over the women's basketball program in 1988 and guided the Hurricanes to a 21-8 record and Miami's first NCAA bid. The Hurricanes traveled to Stillwater, Okla., where they fell to Oklahoma State, 93-69, despite 21-point efforts from eventual All-American Frances Savage and Elaine Harlow.

Labati and the Hurricanes battled to a school-record 25-6 mark in 1989-90, completing the first back-to-back 20-win campaigns in school history, and advanced to their first National Women's Invitational Tournament. That season, Savage averaged 23.6 points per game and set a single-season scoring record with 733 points—and needed just 45 games to become the quickest woman to reach 1,000 points in UM history.

Program History

After competing as independents since its inaugural season in 1972, Miami became a member of the New South Women's Athletic Conference in 1990-91, and would go on to post its third-straight 20-win season, finishing with a 20-10 overall record, a 9-3 mark in NSWAC play and the conference title.

DREAMING BIG

The Hurricanes became the 10th member of the BIG EAST Conference and began league play in 1991-92—their "Dream Season". Although Miami's season started and ended with a loss, the Hurricanes put together 30-straight wins in between—going undefeated (18-0) in conference play for the first time in BIG EAST history, winning the BIG EAST Tournament and advancing to the Sweet 16 of the NCAA Tournament to finish with a top-10 national ranking.

Following an 84-67 regular-season ending win over Villanova, the Hurricanes moved up to No. 7 in the national polls and Savage was named Women's Basketball Player of the Year by Sports Illustrated. The BIG EAST would go on to recognize Savage as BIG EAST Player of the Year, Labati as the league's Coach of the Year and Vicki Plowden and Savage as All-BIG EAST First Team picks. Labati was also heralded as the Kodak/WBCA National Coach of the Year.

The Hurricanes followed up that "Dream Season" with another BIG EAST title in 1992-93 with its school-record fifth-straight 20-win season, as the team advanced to the second round of the NCAA Tournament. Under Labati's leadership, the Hurricanes would make three more NCAA Tournament appearances and advance to the WNIT twice.


The Hurricanes built a new home, with the opening of the on-campus Convocation Center—now the BankUnited Center—on January 15, 2003. The \$48 million facility boasts three stories, 7,000 seats and 200,000 square feet.

WHEN OPPORTUNITY KNOCKS

After a 13-year run through the BIG EAST, Miami became members of the tradition-rich Atlantic Coast Conference on July 1, 2004.

Despite a challenging inaugural season in the ACC, Miami advanced to the second round of the ACC Tournament behind the effort of Tamara James—just the second player in NCAA history to lead two conferences in scoring. As a sophomore, James earned All-BIG EAST First Team honors after averaging a league-high 16.6 points per game, and as a junior, she ranked with fifth in the NCAA with an ACC-high 22.3 points per game, earning All-ACC recognition as well as Honorable Mention All-American honors by both the AP and WBCA/Kodak.

In 2005-06, James and the Hurricanes continued to improve under first-year head coach Katie Meier. In her debut, Meier steered the 'Canes to a 17-13 overall record and a 6-8 league mark to place sixth in a conference that would send nine teams to



Maria Rivera



1991-92 Big East Champions

History

Program History

the postseason—including three to the NCAA Final Four. With regular-season wins over several nationally-ranked opponents—and a nearly knocking off then-No. 1 Duke in double overtime—Miami advanced to the postseason for the 12th time in school history, making it as far as the Second Round of the WNIT.

James, who repeated as the ACC's scoring leader as a senior, wrapped up her UM career as the program's all-time leading scorer with 2,406 points and was selected by the Washington Mystics with the eighth overall pick in the 2006 WNBA Draft.

In 2006-07, a new leader emerged in the diminutive Renee Taylor, who carried on James' tradition of leading the ACC in scoring—as the Hurricanes have produced the ACC's leading scorer in all three seasons they have been a member. Taylors' 42 points versus Houston broke Rivera's 1998 single-game scoring record, and she became the 19th member of Miami's 1,000-points club in her final regular-season game versus NC State, and was the sixth Hurricane to accomplish the feat in her first two years with the squad. She finished her two-year career at Miami with 1,025 points.

The 2007-08 campaign saw Taylor's junior college teammate, Maurita Reid take over as the team's go-to offensive threat. In her senior season, Reid helped continue an impressive streak, as the Hurricanes made it 225 straight games with a three-point field goal. Reid accounted for 43 percent of the three pointers Miami scored on the season, sinking 76 shots from beyond the arc.

Meier leads the Hurricanes into their fifth season of ACC play and bring in a top-25 recruiting class with them in 2008-09



COACHING RECORDS

With the appointment of Katie Meier in 2005, the University of Miami announced just its seventh head women's basketball coach in the program's 34-year history. Meier joined an impressive UM coaching family that includes former legendary coaches Lin Dunn and Ferne Labati.

Labati is UM's all-time leader in career victories, posting an overall record of 303-195 (.608) during her 17-year career from 1988-05. Labati was named the Kodak/WBCA National Coach of the Year following the 1991-92 season in which she guided the Hurricanes to a school-record 30 wins with just two losses and a birth into the "Sweet 16" of the 1992 NCAA Tournament.

COACHING AWARDS

Lin Dunn	1980-81 NSWAC Coach of the Year
Ferne Labati	1991-92 BIG EAST Coach of the Year
Ferne Labati	1991-92 Kodak/WBCA National Coach of the Year

NSWAC - New South Women's Athletic Conference

COACHING RECORDS

All-Time Coaching Records (by Wins)

Name	Year(s)	Seasons	Record	Pct.
Ferne Labati	1988-05	17	303-195	.608
Lin Dunn	1978-87	9	149-119	.556
Katie Meier	2005-present	3	37-53	.411
Barry Schimer	1972-75	3	16-15	.516
Shula Feuer	1975-77	2	16-24	.400
Ken Patrick	1987-88	1	14-13	.519
Isabella Hutchinson	1977-78	1	8-8	.500

ALL-TIME COACHING RESULTS

YEAR	COACH	OVERALL	CONFERENCE (FINISH)	HOME	AWAY	NEUTRAL	POSTSEASON
1972-73	Barry Schimer	2-6	NA (5th FAIAW)	1-1	1-3	0-2	—
1973-74	Barry Schimer	6-3	NA (5th FAIAW)	2-0	4-1	0-2	—
1974-75	Barry Schimer	8-6	NA (2nd FAIAW)	3-0	3-2	2-4	—
1975-76	Shula Feuer	7-13	NA (5th FAIAW)	3-4	2-4	2-5	—
1976-77	Shula Feuer	9-11	NA (T-3rd FAIAW)	8-3	1-6	0-2	—
1977-78	Isabella Hutchinson	8-8	NA (5th FAIAW)	3-2	3-3	2-3	—
1978-79	Lin Dunn	10-13	NA (5th FAIAW)	5-3	4-5	1-5	—
1979-80	Lin Dunn	18-16	NA (T-3rd FAIAW)	9-7	7-6	2-3	—
1980-81	Lin Dunn	24-15	NA (1st FAIAW)	17-6	4-7	3-2	IAIW First Round
1981-82	Lin Dunn	19-10	NA (T-3rd FAIAW)	11-3	5-4	3-3	IAIW First Round
1982-83	Lin Dunn	14-13	—	8-5	3-5	3-3	—
1983-84	Lin Dunn	19-12	—	11-3	6-5	2-4	—
1984-85	Lin Dunn	21-7	—	16-1	4-4	1-2	—
1985-86	Lin Dunn	9-18	—	6-7	1-8	2-3	—
1986-87	Lin Dunn	15-15	—	9-6	3-4	3-5	—
1987-88	Ken Patrick	14-13	—	7-6	5-7	3-0	—
1988-89	Ferne Labati	21-8	—	11-1	7-7	3-0	NCAA First Round
1989-90	Ferne Labati	25-6	—	13-1	8-1	4-4	WNIT
1990-91	Ferne Labati	20-10	9-3 (1st NSWAC)	9-6	5-4	6-0	—
1991-92	Ferne Labati	30-2	18-0 (1st BIG EAST)	17-0	11-1	2-1	NCAA Sweet 16
1992-93	Ferne Labati	24-7	15-3 (1st BIG EAST)	13-3	9-4	2-0	NCAA Second Round
1993-94	Ferne Labati	10-17	7-11 (6th BIG EAST)	7-5	2-8	1-4	—
1994-95	Ferne Labati	11-16	8-10 (6th BIG EAST)	6-7	5-7	0-2	—
1995-96	Ferne Labati	14-16	9-9 (1st BIG EAST 7)	10-6	4-6	0-1	—
1996-97	Ferne Labati	15-14	8-10 (T-2nd BIG EAST 7)	8-5	5-8	2-1	—
1997-98	Ferne Labati	19-10	13-5 (2nd BIG EAST 7)	12-1	5-8	2-1	NCAA First Round
1998-99	Ferne Labati	15-14	9-9 (T-6th BIG EAST)	10-4	4-10	1-0	WNIT
1999-00	Ferne Labati	14-15	7-9 (T-6th BIG EAST)	9-7	4-6	1-2	—
2000-01	Ferne Labati	13-15	6-10 (T-8th BIG EAST)	11-6	2-8	0-1	—
2001-02	Ferne Labati	19-12	10-6 (5th BIG EAST)	12-3	5-8	2-1	WNIT
2002-03	Ferne Labati	18-13	8-8 (7th BIG EAST)	11-4	5-7	2-2	NCAA First Round
2003-04	Ferne Labati	22-7	11-5 (4th BIG EAST)	12-2	7-3	3-2	NCAA First Round
2004-05	Ferne Labati	13-16	4-10 (9th ACC)	9-5	2-9	2-2	—
2005-06	Katie Meier	17-13	6-8 (6th ACC)	13-5	4-6	0-2	WNIT Second Round
2006-07	Katie Meier	11-19	2-12 (11th ACC)	9-6	2-13	0-0	—
2007-08	Katie Meier	9-21	2-12 (t-10th ACC)	6-13	2-6	1-2	—
36 Seasons		543-427	152-138	327-147	154-204	52-76	10 Postseasons

Retired Numbers

Maria Rivera 11

1984-88



- ✦ 1988 Kodak/WBCA Honorable Mention All-American
- ✦ UM's All-Time Leading Scorer

As one of the most electric scorers ever to step on the court and play at the University of Miami, Maria Rivera left her mark at UM as a four-year standout with the Hurricanes. During her playing career from 1984-88, Rivera reached a level never before achieved at Miami and left UM as the school record holder in several categories, including career points with 2,358.

Rivera came to Miami by way of Canovana, Puerto Rico, where, at just the age of 14, she was named the 1978 Player of the Year by the Puerto Rican Olympic Committee before going on to star on the Puerto Rican 1979 and 1983 Pan American Teams.

From day one she showed an unprecedented desire to achieve at UM. Speaking only Spanish, Rivera borrowed \$2,000 dollars from a bank to enroll in an intense fast-paced English program to pass an English equivalency exam required to enroll at Miami, and just three months later she was on campus and playing for the Hurricanes.



Rivera averaged 18.7 points—the seventh highest single-season average in school history—and 5.3 assists, leading the Hurricanes in scoring in 13-of-28 games in 1984-85, her first season at UM. That season she showed what lay ahead on several occasions, including a school-record setting performance against Lamar where she hit 10-of-11 shots from the field and a 33-point outing against Florida. Following the conclusion of the regular season, she was named to the Women's Basketball Yearbook Freshman All-America Team.

The following season she stepped up her game, averaging 21.4 points, 4.4 rebounds and 3.3 assists per game. Her 21.4 points per game was the second-highest single-season average in UM history and her 579 points was the third-highest ever at Miami.

Rivera's junior season was highlighted by yet another impressive scoring output, averaging 20.9 points, which ranked third all-time at UM just behind her previous season's mark. That season was full of memorable achievements, including a then-career high 38-point game in UM's opener against Monmouth, but none were more exciting than when she surpassed former Hurricane Sylvia Wilson to become Miami's all-time leading scorer.

Rivera also put together a memorable senior campaign. Needing 29 points to break former men's basketball legend Rick Barry's UM basketball record of 2,298 points, Rivera scored 30 points in the first half of a February 25th contest with Central Florida en route to a then-school-record 41 points to become the University of Miami's all-time leading scorer in both men's and women's basketball.

Upon finishing her career with the Hurricanes, Rivera left as the school record-holder in 16 separate categories—including points (2,358), scoring average (21.1 ppg), steals (382) and field goals made (891) and attempted (1,931) to firmly ensure her place as one of the greatest basketball players to ever play at the University of Miami.

Frances Savage 24

1988-92



- ✦ 1992 Sports Illustrated Player of the Year
- ✦ 1992 BIG EAST Player of the Year
- ✦ 1992 BIG EAST Most Outstanding Player
- ✦ 1992 Kodak All-American

Frances Savage is arguably one of the best players to ever don a uniform at the University of Miami. During her four-year career from 1988-91 Savage etched her name throughout the UM record books. She left as the school's second all-time leading

scorer with 2,184 points and first all-time with a career 23.2 scoring average—despite missing all but two games of her senior season.

The 12th child of a household of 13 children, the Fort Lauderdale, Florida native averaged over 30 points per game during her senior season at Sunrise Piper High School and was named the Miami Herald's Broward Player of the Year in 1985 and 1987.

After drawing All-America honors as a high school standout, Savage chose to attend the University of Miami, but was forced to sit out her freshman season in 1987 while fulfilling academic requirements.

Once her opportunity arose in 1988, Savage burst onto the scene at UM, scoring 32 points in her collegiate debut versus Southwest Missouri State—the most points scored by a Miami player in their opening game. She would go on to start and score double figures in all 29 games of the 1988 season, averaging 22.4 points and 9.2 rebounds per game.



As a preseason All-America candidate, Savage's junior season picked up where the 1988 season left off, scoring double figures in all 31 games that season while leading the team in points per game (23.6), rebounds per game (9.5), steals (71), free throw percentage (.786) and field goal percentage (.540).

In 1990, Savage opened her senior season with back-to-back 30-point outings, but was lost for the year with a torn ACL suffered in just the second game of the season.

Granted a fifth year of eligibility, in 1991, Savage returned to score 31 points in her first start against in-state rival, Florida. She tied the then-school record with 41 points in UM's win over Providence during the course of the Hurricanes' 30-game win streak.

Averaging 23.3 points and 10.6 rebounds per game, Savage helped lead the Hurricanes to the BIG EAST Championship title in only their first season in the conference and was named both the BIG EAST and Sports Illustrated Player of the Year, in addition to garnering Kodak All-America honors.

Savage left UM as one of the most decorated athletes in school history, holding nine Hurricane records as well as finishing as the school's second all-time leading scorer, and has since been inducted into the UM Sports Hall of Fame and the University of Miami's "Iron Arrow" Society—the highest honor bestowed on an individual by the university.

All-Time Letterwinners



TAMARA JAMES
2002-06



MELISSA KNIGHT
2001-06



RONNIE MCGARRY
1990-94



CHRISTINE OLSON
1992-96



A

Anderson, Sandra 1978-79
 Armour, Merren 1988-92
 Audibert, Amy 2003-07
 Arsova, Vera 2001-03
 Athanas, Marecion 1972-73

B

Baker, Debbie 1976-77
Barnes, Diane 2007-
 Barnhart, Beth 1995-99
 Barnhart, Kathy 1974-75
 Bell, Marci 1975-77
 Bentoski, Pat 1979-80
 Bjork, Sharon 1975-76
Blair, Briyana 2007-
 Blount, Gailyn 1972-75
 Blue, Octavia 1994-98
 Bodley, Martha 1998-02
 Bolton, Wendy 1972-73
 Bowers, Vicki 1988-92
 Bowie, Pat 1978-79
 Bowles, Joanie 1983-85
 Brant, Regina 1985-87
 Broussard, Chanivia 2000-03
 Bullock, Chountelle 1986-89
 Butler, Hope 1984-88

C

Caffey, Chandra 1976-78
 Castaneda, Jessie 1993-94
 Castineira, Barbara 1976-80
 Chiarelli, Ann 1972-73
Clark, Charmaine 2006-
 Clark, Dalia 1999-01

Clayton, Nanci 1985-90
 Clement, Jeannine 1973-74
 Collinson, Carly 1996-97
 Colville, Julie 1985-86
Cunningham, LaToya 2005-
 Curtis, Marianne 2004-06

D

DelPrincipe, Laura 1983-84
 Denson, Brittany 2005-07
 Dhahabu, Imani 2003-05
 Dourney, Sue 1972-73
Drake, LaToya 2007-
 Drury, Shannon 1996-99

E

East, Sue 1973-75
 Edwards, Melissa 1985-89
 Erman, Lisa 1981-83
 Eskinazi-Budge, Selena 2004-06
 Eyer, Sherri 1988-92

F

Farber, Sue 1975-76
 Farley, Margaret 1989-90
 Faulkner, Maureen 1993-96
 Feicht, Julie 1988-89
 Fistel, Naomi 1973-74
 Foote, Wendy 1974-78
 Fowler, Kathryn 1998-02
 Fuentes, Ana 1978-79
 Fulmore, Cordelia 1983-85

G

Gering, Marjorie 1978-79
 Grafentin, Debbie 1977-79
 Graziani, Gina 1996-00
 Grimsley, Albrey 2004-08

H

Haight, Sue 1973-75
 Hamilton, Sandra 1985-86
 Harlow, Elaine 1986-90
 Harmony, Robin 1980-84
 Hartlaub, Alicia 1999-03
 Harris, Carla 1990-93
 Harris, Gwen 1980-84
 Hartman, Sue 1976-80
 Harvey, Loretta 1980-84
 Hayek, Katie 2002-06
 Hebert, Jeannie 1988-92
 Henne, Jill 1993-97
 Hester, Kathryn 2006-08
 Hines, Saritta 1997-98
 Holland, Allison 1977-79
 Holmes, Jacquelyn 1972-74
 Hope, Kym 1995-99
 Hotchkiss, Mandy 1976-77
 Hunter, Dana 1979-83

I

Iacoboni, Tessa 1995-98

J

Jackson, Deborah 1979-80
James, Lamese 2004-06; 2007-
 James, Sheila 1998-02

All-Time Letterwinners



VICKI PLOWDEN
1990-93



RENEE TAYLOR
2005-07



DESMA THOMAS
1992-94; 1995-97



CASSANDRA WIMES
1994-95; 1997-99

James, Tamara 2002-06
Johnson, Christi 1989-90
Jones, Debbie 1972-74
Jones, JoJuana 2004-05
Jones, Lisa 1988-90
Jones, Shay 1992-93; 1994-96
Jordan, Jennifer 1994-96;
..... 1997-99

K

Knight, Melissa 2001-06
Kunczt, Belinda 1989-91

L

Lavrinovich, Ann 1980-81
Lewman, Lori 1983-85
Lichtenwalner, Kristin 1981-85
Lusinski, Kim 1975-77

M

Maggs, Marguerite 1978-79
Maik, Galia 1991-94
Mapp, Donna 1981-83
Marincic, Tatjana 2002-06
Marshall, Debbie 1980-85
Martin, Tania 1985-87
McCarthy, Carolyn 1981-83
McCormick, Yalonda 2001-05
McCray, Johonna 1980-81;
..... 1982-83
McCrystal, Margaret 1976-79
McGarry, Ronnie 1990-94
McGraw, Toni 1987-88
Melendez, Lisa 1991-92
Mendoza, Yasmin 1992-94
Metcalf, Lauve 1972-73
Miller, Lynn 1972-73

Mitchell, Kathy 1978-79
Mitchell, Nickki 1992-94
Moore, Damisha 2007-
Moss, Rochelle 1973-75
Mounts, Lorraine 1978-79
Mulkewicz, Nancy 1973-74
Mullin, Annette 1987-88
Murray, McChelle 1994-98
Murray, Sheron 1993-96

N

Nagel, Bobbi 1975-76
Nando, Dona 1997-01
Nelson, Lori 1979-81

O

Oates, Rachel 1997-98
Östh, Camilla 1997-01
Olson, Christine 1992-96

P

Papuga, Amanda 1999-02
Phanord, Fallon 2001-05
Pier, Juli 1980-81; 1982-85
Plowden, Vicki 1990-93
Poorman, Jill 1979-82
Poulin, Michelle 1974-75
Presswood, Shannon 2000-01

R

Rayam, Linda 1974-75
Reid, Maurita 2006-08
Richardson, Dottie 1976-77;
..... 1978-81
Rilinger, Holly 1992-93
Rivera, Maria 1984-88
Robinson, Heather 1994-95

Roos, Asa 1987-88
Roper, Nancy 1972-73
Rosales, Bianca 1997-98
Rubin, Barb 1974-77
Ruddell, Colleen 1984-88

S

Saake, Meghan 1999-03
Sadler, Eboni 2006-07
Sanderson, Anita 1973-74
Sands, Kim 1974-75
Santiago, Lynda 1974-76
Savage, Frances 1988-92
Schmid, Kate 1994-95
Segall, Nancy 1976-78
Serra, Sue 1975-76
Simcox, Tina 1975-76
Slover, Melinda 1973-74
Smiley, Toni 1984-88
Smith, Iris 1984-86
Smith, Ruth 1987-88
Smith, Tracey 1977-78
Sos, Marcella 1974-75
Surowich, Liz 1976-77

T

Taft, Laurie 1972-75
Tantillo, Mary 1990-93
Taylor, Joyce 1979-82
Taylor, Renee 2005-07
Thomas, Desma 1992-94;
..... 1995-97
Thomas, Sue 1973-76
Thomasson, Erin 1985-87
Toomer, Tarla 1994-97
Trachten, Roberta 1977-78
Trifiro, Michelle 1974-76

W

Wade, Chris 1986-87
Wade, Linda 1983-84
Wagner, Nina 1991-95
Watson, Veronica 1992-94
Wells, Sandra 1979-80
Werb, Sue 1984-85
Whigham, Yolanda 2001-02
White, Betsy 1978-80
White, Christal 1998-00
Wilkins, Shaquana 2000-04
Willey, Jean 1982-83
Williams, Carla 2006-08
Williams, Robin 1985-87
Wilson, Dellareese 1990-93
Wilson, Hutashi 2000-04
Wilson, Sylvia 1979-82
Wimes, Cassandra 1994-96;
..... 1997-99
Wood, Tanya 1988-90
Woodson, Epiphany 2007-
Wygall, Wynn 1972-73

V

Vasciunaite, Vitalija 2007-

Y


Young, Cami 1992-94
Young, Tanya 1991-95

Z


Zaltz, Rinat 1994-95

Current players in bold.

Hurricanes in the Pros



Tamara James



Octavia Blue

The University of Miami has proven to be a building ground for players looking to excel beyond the college ranks and into the world of professional basketball.

In the 10-year history of the WNBA, four former Hurricanes have donned league uniforms, including Tamara James, who was selected in the first round of the 2006 WNBA Draft by the Washington Mystics as the eighth pick, and Octavia Blue, who was selected by the Los Angeles Sparks in the second round as the 15th overall pick in the 1998 Draft.

WNBA

Name	Team	Year(s)
Octavia Blue	Los Angeles Sparks	1998
	Houston Comets	2003-04
Kym Hope	San Antonio Silver Starzz	1999
Tamara James	Washington Mystics	2006-2007
Desma Thomas	Phoenix Mercury	1997

OTHER PROFESSIONAL LEAGUES

Name	League	Team	Year(s)
Vicki Plowden	ABL	New England Blizzard	—
	ABL	Portland Power	1996
Desma Thomas	NWBL	Birmingham Power	2001
Wendy Foote	WPBL	New Orleans Pride	1979

INTERNATIONAL

Name	Country(s)
Octavia Blue	Turkey, Sweden, Israel
Robin Harmony	England
Tamara James	Spain
Galia Maik	Israel
MeChelle Murray	Iceland
Vicki Plowden	Israel
Dottie Richardson	Scotland
Maria Rivera	Venezuela, Sweden
Frances Savage	Sweden, Chile
Renee Taylor	Israel
Desma Thomas	Italy, Sweden, Holland, Turkey
Shaquana Wilkins	Germany

Postseason Results

The Hurricanes have made a total of 10 postseason appearances in school history, earning six NCAA Tournament and four WNIT berths in the program's 35-year history. Miami has an overall record of 5-11 (.313) in postseason tournaments, posting a 2-6 (.250) mark in the NCAA Tournament and a 3-5 (.375) record in the WNIT.

UM's longest run at the NCAA Tournament came during the 1991-92 season when after drawing No. 2 seed in the East Regional behind a 29-1 record and a BIG EAST Championship Title, the Hurricanes advanced to the "Sweet 16" before falling to Vanderbilt, 77-67, in Charlottesville, Va.

UM's last NCAA Tournament appearance came following the 2003-04 regular season and the last WNIT berth came in 2005-06.

NCAA TOURNAMENT

1988-89

Date	Round	Opponent	Location	W/L	Score
3/15	First	Oklahoma State	Stillwater, Okla.	L	86-85

1991-92

Date	Round	Opponent	Location	W/L	Score
3/21	Second	North Carolina	Coral Gables, Fla.	W	86-82
3/26	Sweet 16	Vanderbilt	Charlottesville, Va.	L	77-67

1992-93

Date	Round	Opponent	Location	W/L	Score
3/17	First	St. Peter's	Coral Gables, Fla.	W	61-44
3/20	Second	Western Kentucky	Bowling Green, Ky.	L	78-63

1997-98

Date	Round	Opponent	Location	W/L	Score
3/14	First	Clemson	Ruston, La.	L	60-49

2002-03

Date	Round	Opponent	Location	W/L	Score
3/22	First	New Mexico	Albuquerque, N.M.	L	91-85 (OT)

2003-04

Date	Round	Opponent	Location	W/L	Score
3/21	First	Maryland	Baton Rouge, La.	L	86-85

WNIT

1989-90

Date	Round	Opponent	Location	W/L	Score
3/22	First	Illinois State	Amarillo, Texas	W	85-83
3/23	Semifinals	Kentucky	Amarillo, Texas	L	80-68
3/24	Consolation	Charlotte	Amarillo, Texas	L	82-80

1998-99

Date	Round	Opponent	Location	W/L	Score
3/12	First	Rice	Houston, Texas	L	65-58

2001-02

Date	Round	Opponent	Location	W/L	Score
3/13	First	Georgia Tech	Atlanta, Ga.	W	73-64
3/16	Second	Houston	Houston, Texas	L	83-76

2005-06

Date	Round	Opponent	Location	W/L	Score
3/18	First	Florida International	Coral Gables, Fla.	W	95-83
3/22	Second	Virginia	Charlottesville, Va.	L	82-73

AIAW

1980-81

Date	Round	Opponent	Location	W/L	Score
3/5	First	Southern Miss	Hattiesburg, Miss.	L	80-75

1981-82

Date	Round	Opponent	Location	W/L	Score
3/7	First	Delta State	Tallahassee, Fla.	L	81-66



NCAA Tournament Teams



1988-89

Record: 21-8
(11-1 H, 7-7 A, 3-0 N)
Head Coach: Ferne Labati
Assistant Coaches: Robin Harmony, Carlos Aldave

Lisa Jones	F	5-9	JR	Miami, Fla. (Florida JC)
12 Elaine Harlow	G	5-5	JR	Cocoa Beach, Fla. (Cocoa Beach)
15 Julie Feicht	G	5-7	FR	East Liverpool, Ohio (Wellsville)
22 Merren Armour	G	5-9	FR	Annnville, Pa. (Annnville)
23 Tanya Wood	F	5-9	SO	Jersey City, N.J. (St. Peter's College)
24 Frances Savage	F	5-9	SO	Ft. Lauderdale, Fla. (Piper)
25 Melissa Edwards	C	6-0	JR	Morrow, Ga. (Morrow)
33 Vicki Bowers	F	5-10	FR	Nevada, Ohio (Upper Sandusky)
34 Chountelle Bullock	F	5-10	JR	Bradenton, Fla. (USF)
41 Sherri Eyer	F	5-10	FR	Hershey, Penn. (Hershey)
42 Jeannie Hebert	G	5-8	FR	N. Pole, Alaska (Monroe Catholic)
43 Nanci Clayton	C	6-0	JR	Los Angeles, Calif. (Locke)

3



1991-92

Record: 30-2
(17-0 H, 11-1 A, 2-1 N)
BIG EAST: 18-0
BIG EAST Regular Season & Tournament Champions
Head Coach: Ferne Labati
Assistant Coaches: Robin Harmony, Dan Olson, Toni Smiley

14 Mary Tantillo	G	5-5	SO	North Beach, N.J. (Southern Regional)
15 Dellareese Wilson	G	5-9	JR	Miami, Fla. (Norland)
20 Tanya Young	F	5-11	FR	Miami, Fla. (South Miami)
22 Merren Armour	G	5-9	SR	Canberra, Australia (Annnville, PA)
23 Ronnie McGarry	F	5-11	SO	W. Swanzey, N.H. (Monadnock Regional)
24 Frances Savage	F	5-9	SR	Ft. Lauderdale, Fla. (Piper)
25 Vicki Plowden	C	6-0	JR	Miami, Fla. (South Miami)
33 Vicki Bowers	F	5-10	SR	Nevada, Ohio (Upper Sandusky)
40 Carla Harris	G	5-9	JR	Miami, Fla. (Norland)
41 Sherri Eyer	F	5-10	SR	Hershey, Pa. (Hershey)
42 Jeannie Hebert	G	5-8	SR	North Pole, Alaska (Monroe Catholic)
43 Galia Maik	F	6-0	SO	Petah-Tikva, Israel (Tel-Aviv University)
44 Cami Young	F	6-0	JR	Orlando, Fla. (Valencia CC)



1992-93

Record: 24-7
(13-3 H, 8-4 A, 2-0 N)
BIG EAST: 15-3
BIG EAST Regular Season & Tournament Champions
Head Coach: Ferne Labati
Assistant Coaches: Robin Harmony, Toni Smiley
Grad. Asst: Jeannie Hebert

3 Nickki Mitchell	G	5-6	JR	St. Pete, Fla. (Miami-Dade CC South)
12 Holly Rilinger	G	5-4	FR	Waynesboro, Va. (Waynesboro)
14 Mary Tantillo	G	5-6	SR	North Beach, N.J. (Southern Regional)
15 Dellareese Wilson	G	5-9	SR	Miami, Fla. (Norland)
20 Tanya Young	F	5-11	SO	Miami, Fla. (South Miami)
21 Desma Thomas	F	5-11	FR	Miami, Fla. (American)
22 Christine Olson	C	6-4	FR	Seminole, Fla. (Seminole)
23 Ronnie McGarry	F	5-11	JR	W. Swanzey, N.H. (Monadnock Regional)
25 Vicki Plowden	C	6-0	SR	Miami, Fla. (South Miami)
30 Nina Wagner	G	5-5	SO	Horsham, Pa. (Archbishop Wood)
32 Veronica Watson	C	6-3	FR	Pigeon Forge, Tenn. (Sevier County)
33 Mionsha Jones	F	5-11	FR	Miami, Fla. (American)
41 Carla Harris	G	5-9	SR	Miami, Fla. (Norland)
43 Galia Maik	F	6-0	JR	Petah-Tikva, Israel (Tel-Aviv University)
44 Cami Young	F	6-0	JR	Orlando, Fla. (Valencia CC)



1997-98

Record: 19-10
(12-1 H, 5-8 A, 2-1 N)
BIG EAST: 13-5
Head Coach: Ferne Labati
Associate Head Coach: Robin Harmony
Assistant Coaches: Toni Smiley, Nina Wagner

MeChelle Murray	G	5-11	SR	Hollywood, Fla. (Norland)
10 Octavia Blue	F	6-1	SR	Deerfield Beach, Fla. (Davie Nova)
13 Gina Graziani	G	5-8	SO	Pembroke Pines, Fla. (Cooper City)
14 Tessa Iacoboni	G	5-5	SR	Hollidaysburg, Pa. (Hollidaysburg Senior)
20 Shannon Drury	G	5-8	SO	Virginia Beach, Va. (Frank W. Cox)
23 Kym Hope	F/C	6-2	JR	Hollywood, Fla. (McArthur)
24 Dona Nando	G	5-6	FR	Flushing, N.Y. (Cardozo)
31 Cassandra Wimes	G	5-10	JR	Miami, Fla. (Central)
34 Beth Barnhart	G	5-9	JR	Hodgen, Okla. (Moss School)
41 Camilla Osth	F/C	6-2	FR	Sodertalje, Sweden (Sodertalje BBK)
42 Jennifer Jordan	C	6-0	JR	Miami, Fla. (Norland)
53 Saritta Hines	F	5-11	FR	Detroit, Mich. (Martin Luther King)

3



2002-03

Record: 18-11
(11-4 H, 5-7 A, 2-2 N)
BIG EAST: 8-8
Head Coach: Ferne Labati
Associate Head Coach: Robin Harmony
Assistant Coaches: Geneva Morgan, Nina Wagner

Tatjana Marincic	G/F	6-2	FR	Mississauga, Ontario (T.L. Kennedy)
2 Tamara James	G/F	5-9	FR	Dania, Fla. (South Broward)
3 Melissa Knight	F	5-11	SO	Philadelphia, Pa. (William Penn Charter)
10 Yalonda McCormick	G	5-8	SO	Miami, Fla. (Monsignor Pace)
15 Vera Arsova	F	6-1	JR	STIP, Macedonia (Slavco Stojmenski)
22 Fallon Phanord	G	5-9	SO	Miami, Fla. (Dr. Michael M. Krop)
23 Shaquana Wilkins	F	6-2	JR	Plymouth, Fla. (Winter Park)
25 Meghan Saake	G	5-10	SR	Wellington, Fla. (Wellington)
30 Hutashi Wilson	G	5-6	JR	Toronto, Canada (Michael Power)
34 Alicia Hartlaub	F	6-2	SR	Schaefferstown, Pa. (Elco)
40 Katie Hayek	G	5-9	FR	Lancaster, Pa. (Lancaster Catholic)
53 Chanivia Broussard	F	6-0	JR	Miami, Fla. (Northwestern)

1



2003-04

Record: 22-7
(12-2 H, 7-3 A, 3-2 N)
BIG EAST: 11-5
Head Coach: Ferne Labati
Associate Head Coach: Robin Harmony
Assistant Coaches: Meghan Burke, Jackie Moore

00 Amy Audibert	F/C	6-3	FR	Niagara Falls, Ontario (A.N. Myer)
1 Tatjana Marincic	G/F	6-2	SO	Mississauga, Ontario (T.L. Kennedy)
2 Tamara James	G/F	5-9	SO	Dania, Fla. (South Broward)
3 Melissa Knight	F	5-11	JR	Philadelphia, Pa. (William Penn Charter)
5 Imani Dhahabu	F/C	6-1	FR	Vallejo, Calif. (Salesian)
10 Yalonda McCormick	G	5-8	JR	Miami, Fla. (Monsignor Pace)
15 Vera Arsova	F	6-1	SR	STIP, Macedonia (Slavco Stojmenski)
21 Sandra Jansson	G	5-6	FR	Sodertalje, Sweden (Vastergards Gymnasiet)
22 Fallon Phanord	G	5-9	JR	Miami, Fla. (Dr. Michael M. Krop)
23 Shaquana Wilkins	F	6-2	SR	Plymouth, Fla. (Winter Park)
30 Hutashi Wilson	G	5-6	SR	Toronto, Canada (Michael Power)
40 Katie Hayek	G	5-9	SO	Lancaster, Pa. (Lancaster Catholic)
53 Chanivia Broussard	F	6-0	SR	Miami, Fla. (Northwestern)

WNIT Teams



1989-90

Record: 25-6
(13-1 H, 8-1 A, 4-4 N)
Head Coach: Ferne Labati
Assistant Coaches: Robin Harmony, Tim Rapant, Toni Smiley

3	Lisa Jones	F	5-9	SR	Miami, Fla. (Florida JC)
12	Elaine Harlow	G	5-5	SR	Cocoa Beach, Fla. (Cocoa Beach)
14	Christi Johnson	G	5-5	SO	Chattanooga, Tenn. (Southridge, Fla.)
22	Merren Armour	G	5-9	SO	Annville, Pa. (Annville)
23	Tanya Wood	F	5-9	JR	Jersey City, N.J. (St. Peter's College)
24	Frances Savage	F	5-9	JR	Ft. Lauderdale, Fla. (Piper)
32	Margaret Farley	G/F	5-10	FR	Belle Glade, Fla. (Glades Central Comm.)
33	Vicki Bowers	F	5-10	SO	Nevada, Ohio (Upper Sandusky)
35	Belinda Kunczt	C	6-4	FR	Peru, Ind. (Maconaquah)
41	Sherri Eyer	F	5-10	SO	Hershey, Penn. (Hershey)
42	Jeannie Hebert	G	5-8	SO	North Pole, Alaska (Monroe Catholic)
43	Nanci Clayton	C	6-0	SR	Los Angeles, Calif. (Locke)



1998-99

Record: 15-14
(10-4 H, 4-10 A, 1-0 N)
BIG EAST: 9-9
Head Coach: Ferne Labati
Assistant Coaches: Robin Harmony, Dan Olson, Toni Smiley

4	Rachel Oates	G	5-4	SO	Plantation, Fla. (Dade Christian)
5	Sheila James	G	5-3	FR	Rubonia, Fla. (Palmetto)
10	Bianca Rosales	G	5-9	SO	Miami, Fla. (Holy Cross)
13	Gina Graziani	G	5-8	JR	Pembroke Pines, Fla. (Cooper City)
20	Shannon Drury	G	5-8	JR	Virginia Beach, Va. (Frank W. Cox)
23	Kym Hope	F/C	6-2	SR	Hollywood, Fla. (McArthur)
24	Dona Nando	G	5-6	SO	Flushing, N.Y. (Cardozo)
30	Toni Williams	F/C	6-4	FR	LaBelle, Fla. (LaBelle)
31	Cassandra Wimes	G	5-10	SR	Miami, Fla. (Central)
33	Kathryn Fowler	F	6-0	FR	New York, N.Y. (Christ the King)
34	Beth Barnhart	G	5-9	SR	Hodgen, Okla. (Moss School)
41	Camilla Osth	F/C	6-2	SO	Sodertalje, Sweden (Sodertalje BBK)
42	Jennifer Jordan	C	6-0	SR	Miami, Fla. (Norland)
45	Martha Bodley	C	6-3	FR	St. Croix, U.S.V.I. (St. Croix Educational)
52	Christal White	F	5-11	FR	Pittsburgh, Pa. (Mt. Alvernia)



2001-02

Record: 19-12
(12-3 H, 5-8 A, 2-1 N)
BIG EAST: 10-6
Head Coach: Ferne Labati
Associate Head Coach: Robin Harmony
Assistant Coaches: Geneva Morgan, Nina Wagner

5	Sheila James	G	5-5	SR	Philadelphia, Pa. (William Penn Charter)
10	Yalonda McCormick	G	5-8	FR	Orlando, Fla. (Palmetto)
14	Yolanda Whigham	G	5-8	FR	Miami, Fla. (Monsignor Pace)
15	Vera Arsova	F	6-1	FR	Plant City, Fla. (Plant City)
21	Amanda Papuga	G	5-10	JR	STIP, Macedonia (Slavco Stojmiski)
22	Fallon Phanord	G	5-9	FR	Oak Brook, Ill. (Lyons Township)
23	Shaquana Wilkins	F	6-2	SO	Miami, Fla. (Dr. Michael M. Krop)
25	Meghan Saake	G	5-10	JR	Plymouth, Fla. (Winter Park)
30	Hutashi Wilson	G	5-6	SO	Wellington, Fla. (Wellington)
33	Kathryn Fowler	F	6-0	SR	Toronto, Canada (Michael Power)
34	Alicia Hartlaub	F	6-2	JR	New York, N.Y. (Christ the King)
45	Martha Bodley	C	6-3	SR	Schaefferstown, Pa. (Elco)
53	Chanivia Broussard	F	6-0	SO	St. Croix, U.S.V.I. (St. Croix Educational)
					Miami, Fla. (Northwestern)



2005-06

Record: 17-13
(13-5 H, 4-6 A, 0-2 N)
BIG EAST: 6-8
Head Coach: Katie Meier
Assistant Coaches: Darrick Gibbs, Angie Hembree, Tombi Bell

00	Amy Audibert	F/C	6-3	JR	Niagara Falls, Ontario (A.N. Myer)
1	Tatjana Marincic	G/F	6-1	SR	Mississauga, Ontario (T.L. Kennedy)
2	Tamara James	G/F	5-9	SR	Dania, Fla. (South Broward)
3	Melissa Knight	F	5-11	SR	Philadelphia, Pa. (William Penn Charter)
4	Lamese James	G/F	6-0	SO	Hollywood, Fla. (South Broward)
5	Imani Dhahabu	F/C	6-1	JR	Vallejo, Calif. (Salesian)
20	Albrey Grimsley	G	5-9	SO	Fort Pierce, Fla. (Centennial)
21	Renee Taylor	G	5-2	JR	Harlem, N.Y. (Monroe CC)
23	LaToya Cunningham	G	5-6	FR	Vallejo, Calif. (La Jolla Country Day)
30	Selena Eskinazi-Budge	G	5-9	SO	Beachwood, Ohio (Beachwood)
32	Brittany Denson	C	6-3	FR	Winter Haven, Fla. (Winter Haven)
33	Marianne Curtis	G	5-8	SO	Miami, Fla. (Palmetto)
40	Katie Hayek	G	5-9	SR	Lancaster, Pa. (Lancaster Catholic)



History

Hurricanes Honors



In the program's 34-year history, the University of Miami has had countless players receive individual accolades. UM has boasted four first or second team All-America selections and 28 first or second team all-conference accolades.

Perhaps UM's most decorated player, Frances Savage's name is littered throughout the long-list of individual award winners. Savage drew the nation's top honor in 1992 when she was named Sports Illustrated's National Player of the Year and was a two-time All-American as well as the 1992 BIG EAST Player of the Year.

PLAYER OF THE YEAR

National Player of the Year

Name	Organization	Year
Frances Savage	Sports Illustrated	1991-92

Conference Player of the Year

Name	Conference	Year
Frances Savage	BIG EAST	1991-92

Preseason Conference Player of the Year

Name	Conference	Year
Vicki Plowden	BIG EAST	1992-93

ALL-AMERICAN

All-Americans

Name	Organization	Team	Year
Frances Savage	Kodak/WBCA	Honorable Mention	1990-91
Frances Savage	AP	Second Team	1990-91
Jeannie Hebert	Women's Basketball Yearbook	Honorable Mention	1991-92
Vicki Plowden	Women's Basketball Yearbook	Honorable Mention	1991-92
Frances Savage	Kodak/WBCA	First Team	1991-92
Vicki Plowden	Kodak/WBCA	Honorable Mention	1992-93
Octavia Blue	Kodak/WBCA	Honorable Mention	1997-98
Octavia Blue	WBNS	Third Team	1997-98
Tamara James	Kodak/WBCA	Honorable Mention	2002-03
Tamara James	AP	Honorable Mention	2002-03
Tamara James	Full Court Press	Honorable Mention	2003-04
Tamara James	Kodak/WBCA	Honorable Mention	2004-05
Tamara James	AP	Honorable Mention	2004-05
Tamara James	WBNS	Second Team	2005-06
Tamara James	Full Court Press	Third Team	2005-06
Tamara James	AP	Honorable Mention	2005-06
Tamara James	Kodak/WBCA	Honorable Mention	2005-06

AP—Associated Press

WBCA—Women's Basketball Coaches Association

WBNS—Women's Basketball News Service

Preseason All-Americans

Name	Organization	Team	Year
Frances Savage	Street and Smith's	Honorable Mention	1989-90
Jeannie Hebert	Street and Smith's	Honorable Mention	1991-92
Frances Savage	Women's Basketball Yearbook	Honorable Mention	1991-92
Tamara James	Street and Smith's	Honorable Mention	2003-04

Freshman All-Americans

Name	Organization	Year
Maria Rivera	Women's Basketball Yearbook	1983-84
Joani Bowles	Women's Basketball Yearbook	1989-90
Jeannie Hebert	Women's Basketball Yearbook	1988-89
Ronnie McGary	Women's Basketball Yearbook	1990-91

All-Conference Honors

ALL-ACC

NAME	TEAM	YEAR
Tamara James	First Team	2004-05
Tamara James	First Team	2005-06
Renee Taylor	Honorable Mention	2005-06
Renee Taylor	Second Team	2006-07
Maurita Reid	Honorable Mention	2007-08

PRESEASON ALL-ACC

NAME	YEAR
Tamara James	2004-05
Tamara James	2005-06

PAST ALL-CONFERENCE

NAME	CONFERENCE	TEAM	YEAR
Jill Poorman	FSAC	First	1979-80
Sylvia Wilson	FSAC	First	1979-80
Dottie Richardson	FSAC	First	1980-81
Sylvia Wilson	FSAC	First	1980-81
Joani Bowles	FSAC	Second	1983-84
Cordelia Fulmore	FSAC	First	1983-84
Vicki Plowden	NSWAC	First	1990-91
Jeannie Hebert	NSWAC	Second	1990-91
Jeannie Hebert	BIG EAST	Second	1991-92
Frances Savage	BIG EAST	First	1991-92
Vicki Plowden	BIG EAST	First	1991-92
Vicki Plowden	BIG EAST	First	1992-93
Holly Ringer	BIG EAST	Third	1992-93
Della Wilson	BIG EAST	Second	1992-93
Desma Thomas	BIG EAST	Third	1993-94
Octavia Blue	BIG EAST	Third	1995-96
Octavia Blue	BIG EAST	Third	1996-97
Desma Thomas	BIG EAST	Third	1996-97
Kym Hope	BIG EAST	First	1997-98
Kym Hope	BIG EAST	First	1998-99
Jennifer Jordan	BIG EAST	Third	1998-99
Octavia Blue	BIG EAST	First	1997-98
Chanivia Broussard	BIG EAST	Second	2001-02
Meghan Saake	BIG EAST	Honorable Mention	2001-02
Tamara James	BIG EAST	Second	2002-03
Chanivia Broussard	BIG EAST	Third	2003-04
Tamara James	BIG EAST	First	2003-04
Yalonda McCormick	BIG EAST	Honorable Mention	2003-04

FSAC—Florida State Athletic Conference (AIAW)



NSWAC—New South Women's Athletic Conference

ALL-FRESHMAN TEAM

NAME	CONFERENCE	TEAM	YEAR
Holly Rilinger	BIG EAST	Second	1992-93
Veronica Watson	BIG EAST	First	1992-93
Jill Henne	BIG EAST	Second	1993-94
Octavia Blue	BIG EAST	First	1994-95
Chanivia Broussard	BIG EAST	First	2000-01
Tamara James	BIG EAST	First	2002-03

PRESEASON ALL-CONFERENCE

NAME	CONFERENCE	TEAM	YEAR
Frances Savage	BIG EAST	First	1991-92
Vicki Plowden	BIG EAST	First	1992-93
Desma Thomas	BIG EAST	Second	1994-95
Octavia Blue	BIG EAST	Second	1995-96
Octavia Blue	BIG EAST	Second	1996-97
Octavia Blue	BIG EAST	First	1997-98
Kym Hope	BIG EAST	First	1997-98
Chanivia Broussard	BIG EAST	First	2002-03

Hurricane Honors

ALL-TOURNAMENT TEAM

1992 NCAA EAST REGIONAL

NAME	YEAR
Vicki Plowden	1991-92

1990 WNIT

NAME	YEAR
Frances Savage	1989-90

1991 NSWAC TOURNAMENT

NAME	YEAR
Jeannie Hebert (MVP)	1990-91
Vicki Plowden	1990-91

ACC TOURNAMENT

NAME	TEAM	YEAR
Tamara James	Second	2004-05

BIG EAST TOURNAMENT

NAME	CONFERENCE	YEAR
Jeannie Hebert	BIG EAST	1991-92
Vicki Plowden	BIG EAST	1991-92
Frances Savage (MVP)	BIG EAST	1991-92
Carla Harris	BIG EAST	1992-93
Vicki Plowden	BIG EAST	1992-93
Holly Rilinger	BIG EAST	1992-93
Desma Thomas	BIG EAST	1996-97
Kym Hope	BIG EAST	1997-98
Tamara James	BIG EAST	2002-03

CONFERENCE AWARDS

DEFENSIVE PLAYER OF THE YEAR

NAME	CONFERENCE	YEAR
Meghan Saake	BIG EAST	2001-02

FRESHMAN OF THE YEAR

NAME	CONFERENCE	YEAR
Holly Rilinger	BIG EAST	1992-93

MOST IMPROVED PLAYER

NAME	CONFERENCE	YEAR
Frances Savage	BIG EAST	1991-92
Kym Hope	BIG EAST	1997-98

MISCELLANEOUS AWARDS

NAME	AWARD	CONFERENCE	YEAR
Frances Savage	Rebounding Champion	BIG EAST	1991-92
Jeannie Hebert	Assists Champion	BIG EAST	1991-92
Gina Graziani	Assists Champion	BIG EAST	1996-97
Desma Thomas	Three Point Champion	BIG EAST	1996-97
Gina Graziani	Assists Champion	BIG EAST	1997-98
Kym Hope	Rebounding Champion	BIG EAST	1997-98
Gina Graziani	Assists Champion	BIG EAST	1999-00

CONFERENCE PLAYER OF THE WEEK

ACC PLAYER OF THE WEEK

NAME	DATE	YEAR
Tamara James	1/3	2004-05
Tamara James	2/7	2004-05
Tamara James	2/14	2004-05
Tamara James	12/5	2005-06
Renee Taylor	11/20	2006-07



ACC ROOKIE OF THE WEEK

NAME	DATE	YEAR
Brittany Denson	1/9	2005-06

BIG EAST PLAYER OF THE WEEK

NAME	DATE	YEAR
Vicki Plowden	12/23	1991-92
Frances Savage	12/30	1991-92
Frances Savage	1/19	1991-92
Frances Savage	2/9	1991-92
Frances Savage	2/16	1991-92
Frances Savage	3/2	1991-92
Vicki Plowden	1/10	1992-93
Vicki Plowden	2/21	1992-93
Octavia Blue	12/27	1995-96
Jennifer Jordan	1/29	1995-96
Octavia Blue	12/7	1997-98
Octavia Blue	12/12	1997-98
Kym Hope	1/4	1997-98
Kym Hope	2/8	1997-98
Octavia Blue	2/12	1997-98
Jennifer Jordan	1/18	1998-99
Kym Hope	2/22	1998-99
Dalia Clarke	1/15	2000-01
Chanivia Broussard	12/10	2001-02
Meghan Saake	12/17	2001-02
Shaquana Wilkins	1/21	2001-02
Tamara James	11/23	2003-04
Tamara James	2/23	2003-04

BIG EAST FRESHMAN OF THE WEEK

NAME	DATE	YEAR
Holly Rilinger	1/4	1992-93
Holly Rilinger	1/17	1992-93
Holly Rilinger	2/1	1992-93
Holly Rilinger	2/15	1992-93
Sheron Murray	12/13	1993-94
MeChelle Murray	12/19	1994-95
Octavia Blue	1/23	1994-95
Amanda Papuga	11/22	1999-00
Alicia Hartlaub	1/17	1999-00
Chanivia Broussard	1/15	2000-01
Tamara James	11/25	2002-03
Tamara James	12/2	2002-03
Tamara James	12/23	2002-03
Tamara James	1/6	2002-03
Tamara James	1/13	2002-03

Record Book

Records



Tamara James

Team Game Records



Joanie Bowles

MARGIN OF VICTORY

CATEGORY	POINTS	OPPONENT	DATE
Largest Margin of Victory	80	Homestead AFB (UM 100-20)	1/14/76
Largest Margin of Defeat	69	at Texas (UT 112-43)	2/17/86
Largest Margin of Victory at Home	80	Homestead AFB (UM 100-20)	1/14/76
Largest Margin of Defeat at Home	58	Maryland (Maryland 111-53)	1/10/07
Largest Margin of Victory on Road	63	at Broward Central (UM 101-38)	11/28/79
		at Miami-Dade NW (UM 98-35)	12/10/79
Largest Margin of Defeat on Road	69	at Texas (UT 112-43)	2/17/86

POINTS

CATEGORY	POINTS	OPPONENT	DATE
Most Points	112	Stetson	1/12/91
Fewest Points	21	Miami-Dade North	1/9/73
Most Points Allowed	112	at Texas	2/17/86
Most Points at Home	112	Stetson	1/12/91
Most Points on Road	105	at Florida Atlantic	11/25/97
Most Points Neutral	98	vs. Stetson (Tallahassee, Fla.)	3/7/91
Most Points in a Loss	93	vs. Duke (2OT)	2/19/06
Most Points Combined	190	UCF (UM 103-87)	2/25/88
		Florida A&M (UM 104-86)	1/11/88

FIELD GOALS

CATEGORY	FG	OPPONENT	DATE
Most Field Goal Attempts	102	Florida International	1/15/80
Fewest Field Goal Attempts	41	Rutgers	2/6/97
Most Field Goals Made	51	Florida International	1/27/81
Fewest Field Goals Made	12	Auburn	12/29/94
Highest Field Goal Percentage	.661 (39-59)	Bethune Cookman	12/1/87
Lowest Field Goal Percentage	.217 (15-69)	Syracuse	2/20/94

FREE THROWS

CATEGORY	FT	OPPONENT	DATE
Most Free Throw Attempts	56	Homestead AFB	1/14/76
Fewest Free Throw Attempts	2	Illinois-Chicago	12/16/89
Most Free Throws Made	35*	Pittsburgh	1/21/99
Fewest Free Throws Made	1	at West Virginia	1/8/02
Highest Free Throw Percentage	1.000 (12-12)*	Jacksonville	11/13/07
Lowest Free Throw Percentage	.143 (1-7)	at West Virginia	1/8/02

REBOUNDS

CATEGORY	REB	OPPONENT	DATE
Most Rebounds	72	Stetson	3/4/82
Fewest Rebounds	18	Stetson	2/13/89

ASSISTS

CATEGORY	ASST	OPPONENT	DATE
Most Assists	32*	North Carolina A&T	12/28/05
Fewest Assists	0	Illinois	12/14/85

BLOCKED SHOTS

CATEGORY	BS	OPPONENT	DATE
Most Blocked Shots	12	Florida International	2/21/81
Fewest Blocked Shots	0*	LSU	12/19/07

STEALS

CATEGORY	STLS	OPPONENT	DATE
Most Steals	38	Broward Central	2/12/80
Fewest Steals	1*	Villanova	3/10/03

TURNOVERS

CATEGORY	TO	OPPONENT	DATE
Most Turnovers	50	Florida	1/12/80
Fewest Turnovers	3	Boston College	2/1/92

PERSONAL FOULS

CATEGORY	PF	OPPONENT	DATE
Fewest Personal Fouls	5	Seton Hall	1/5/92

* Recorded more than once with the most recent listed.

Team Season Records

Records

POINTS

CATEGORY	G	PTS	PPG	YEAR
Most Points	38	2,665	70.1	1980-81
Fewest Points	8	283	35.4	1972-73
Highest Scoring Average	31	2,433	78.5	1989-90
Lowest Scoring Average#	30	1,810	60.3	2007-08

Field Goals

CATEGORY	G	FG	YEAR
Most Field Goal Attempts	38	2,638	1980-81
Fewest Field Goal Attempts#	29	1,164	1989-90
Most Field Goals Made	38	1,096	1980-81
Fewest Field Goals Made#	27	631	1993-94
Highest Field Goal Percentage	28	.485 (859-1,172)	1984-85
Lowest Field Goal Percentage#	27	.354 (631-1,780)	1993-94

Free Throws

CATEGORY	G	FT	YEAR
Most Free Throw Attempts	39	774	1980-81
Fewest Free Throw Attempts#	30	411	2007-08
Most Free Throws Made	29	520	1997-98
Fewest Free Throws Made#	30	250	2007-08
Highest Free Throw Percentage	30	.750 (437-583)	2005-06
Lowest Free Throw Percentage#	27	.531 (282-531)	1982-83

Rebounds

CATEGORY	G	REB	RPG	YEAR
Most Rebounds	39	1,733	44.4	1980-81
Fewest Rebounds#	27	883	32.7	1985-86
Highest Rebounding Average	29	1,376	47.4	1980-81
Lowest Rebounding Average#	30	921	30.7	1986-87

Assists

CATEGORY	G	ASST	YEAR
Most Assists	32	559	1991-92
Fewest Assists#	27	255	1994-95

Blocked Shots

CATEGORY	G	BS	YEAR
Most Blocked Shots	34	156	1979-80
Fewest Blocked Shots#	30	16	1986-87

Steals

CATEGORY	G	STLS	YEAR
Most Steals	34	582	1979-80
Fewest Steals#	29	242	1996-97

Turnovers

CATEGORY	G	TO	YEAR
Most Turnovers	38	931	1980-81
Fewest Turnovers#	30	395	1991-92

Personal Fouls

CATEGORY	G	PF/FO	YEAR
Most Personal Fouls	39	768	1980-81
Fewest Personal Fouls#	30	405	1991-92
Fewest Disqualifications#	32	8*	2007-08

MISCELLANEOUS TEAM RECORDS

Wins and Losses

CATEGORY	WL	RECORD	YEAR
Most Wins	30	30-2	1991-92
Fewest Wins	2	2-6	1972-73
Most Losses	21	9-21	2007-08
Fewest Losses	2	30-2	1991-92

Winning Percentage

CATEGORY	W-L	PCT.	YEAR
Best Winning Percentage	30-2	.938	1991-92
Worst Winning Percentage	2-6	.250	1972-73

Games Played

CATEGORY	G	RECORD	YEAR
Most Games Played	39	24-15	1980-81
Fewest Games Played	8	2-6	1972-73

Winning and Losing Streaks

CATEGORY	G	DATES
Winning Streak	30	12/1/91-3/21/92
Winning Streak Regular Season	30	12/1/91-3/21/92
Winning Streak Home	24	1/31/91-12/18/92
Winning Streak Home Regular Season	16	12/1/91-3/21/92
Winning Streak Road	13	12/8/91-3/9/92
Winning Streak Road Regular Season	13	12/9/91-3/9/92
Losing Streak	8	1/10/86-2/10/86
Losing Streak Regular Season	8	1/10/86-2/10/86

Designates a statistic recorded beginning in 1979.

* Recorded more than once with the most recent listed.



The 1991-92 team was integral in Miami's 30-game win streak

Individual Records

MOST POINTS

	NAME	OPPONENT (DATE)/SEASON/YEARS	PTS
Game	Renee Taylor	at Houston (12/19/06)	42
Season	Frances Savage	1991-92	742
Career	Tamara James	2002-06	2,406

REBOUNDS

	NAME	OPPONENT (DATE)/SEASON/YEARS	REB
Game	Cordelia Fulmore	vs. Georgia State (2/24/84)	25
Season	Sylvia Wilson	1980-81	449
Career	Sylvia Wilson	1979-82	1,115

ASSISTS


	NAME	OPPONENT (DATE)/SEASON/YEARS	AST
Game	Robin Harmony	vs. Florida International (12/4/82)	14
Season	Jeannie Hebert	1991-92	221
Career	Gina Graziani	1996-00	743

STEALS

	NAME	OPPONENT (DATE)/SEASON/YEARS	STLS
Game	Maurita Reid	vs. Wake Forest (2/8/07)	10
	Maria Rivera	vs. Minnesota (12/22/86)	10
	Pat Bentoski	vs. Stetson (2/3/80)	10
Season	Meghan Saake	2001-02	121
Career	Maria Rivera	1984-88	382

BLOCKED SHOTS

	NAME	OPPONENT (DATE)/SEASON/YEARS	BLKS
Game	Joani Bowles	vs. South Florida (1/20/84)	7
	Sylvia Wilson	vs. Oral Roberts (12/27/79)	7
Season	Sylvia Wilson	1979-80	80
Career	Sylvia Wilson	1979-82	198



FIELD GOALS MADE

	NAME	OPPONENT (DATE)/SEASON/YEARS	FG
Game	Tamara James	vs. Fairfield (12/28/04)	17
	Joani Bowles	vs. Temple (1/13/84)	17
	Wendy Foote	vs. Miami-Dade NW (1978)	17
Season	Frances Savage	1989-90	284
Career	Maria Rivera	1984-88	891

FIELD GOAL ATTEMPTS

	NAME	OPPONENT (DATE)/SEASON/YEARS	FGA
Game	Maria Rivera	vs. LSU (1/10/86)	34
Season	Sylvia Wilson	1980-81	568
Career	Maria Rivera	1984-88	1,931

FIELD GOAL PERCENTAGE

	NAME	OPP. (DATE)/SEASON/YEARS	PCT. (FG-FGA)
Game	Jill Poorman	vs. Flagler (2/16/80)	.917 (11-12)
Season	Frances Savage	1988-89	.5482 (256-467)
Career	Cordelia Fulmore	1983-85	.543 (486-895)

THREE-POINT FIELD GOALS MADE

	NAME	OPPONENT (DATE)/SEASON/YEARS	3FG
Game	Renee Taylor	at Houston (12/19/06)	7
	Maria Rivera	vs. Central Florida (2/25/88)	7
Season	Desma Thomas	1996-97	81
Career	Desma Tomas	1992-97	152

THREE-POINT FIELD GOALS ATTEMPTED

	NAME	OPPONENT (DATE)/SEASON/YEARS	3FGA
Game	Shannon Drury	vs. Tulane (11/22/98)	14
Season	Renee Taylor	2006-07	227
Career	Desma Thomas	1992-97	463

THREE-POINT FIELD GOAL PERCENTAGE

	NAME	OPP. (DATE)/SEASON/YEARS	PCT. (3FG-3FGA)
Game	Maria Rivera	vs. Bethune Cookman (12/1/87)	1.000 (4-4)
Season	Octavia Blue	1997-98	.453 (24-53)
Career	Elaine Harlow	1987-90	.379 (92-243)

FREE THROWS MADE

	NAME	OPPONENT (DATE)/SEASON/YEARS	FT
Game	Desma Thomas	vs. St. John's (2/3/96)	18
Season	Frances Savage	1991-92	181
Career	Tamara James	2002-06	520

FREE THROWS ATTEMPTED

	NAME	OPPONENT (DATE)/SEASON/YEARS	FTA
Game	Desma Thomas	vs. St. John's (2/3/96)	22
Season	Frances Savage	1991-92	222
	Sylvia Wilson	1980-81	222
Career	Tamara James	2002-06	664

FREE THROW PERCENTAGE

	NAME	OPP. (DATE)/SEASON/YEARS	PCT. (FT-FTA)
Game	Tamara James*	vs. Fairleigh Dickinson (12/2/05)	1.000 (11-11)
Season	Holly Rilinger	1992-93	.857 (90-105)
Career	Renee Taylor	2005-07	.840 (241-287)

* 17 times a player has hit at least eight-of-eight free throws. James is listed based on the highest number made most recently.

Statistical Leaders

SCORING

CAREER SCORING

Name (Years)	G	Pts	Avg
1. Tamara James (2002-06)	118	2,406	20.4
2. Maria Rivera (1984-88)	112	2,358	21.1
3. Frances Savage (1988-92)	94	2,184	23.2
4. Jeannie Hebert (1988-92)	119	1,766	14.8
5. Octavia Blue (1994-98)	109	1,724	15.8
6. Sylvia Wilson (1979-82)	99	1,713	17.3
7. Chanivia Broussard (2000-04)	114	1,482	13.0
8. Kym Hope (1995-99)	113	1,462	12.9
9. Vicki Plowden (1990-93)	91	1,404	15.4
10. Robin Harmony (1980-84)	125	1,308	10.5

SINGLE-SEASON SCORING

Name (season)	G	Pts	Avg
1. Frances Savage (1991-92)	32	742	23.2
2. Frances Savage (1989-90)	31	733	23.6
3. Sylvia Wilson (1980-81)	38	670	17.6
4. Tamara James (2002-03)	31	650	21.0
5. Frances Savage (1988-89)	29	649	22.4
6. Tamara James (2004-05)	29	647	22.3
7. Tamara James (2005-06)	30	645	21.5
8. Maria Rivera (1987-88)	27	628	23.3
9. Maria Rivera (1986-87)	30	627	21.0
10. Cordelia Fulmore (1983-84)	31	606	19.5

SINGLE-GAME SCORING

Name	Opponent (date)	Pts
1. Renee Taylor	at Houston (12/19/06)	42
2. Frances Savage	vs. Providence (3/8/92)	41
Maria Rivera	vs. Central Florida (2/25/88)	41
4. Octavia Blue	vs. Florida Atlantic (11/25/97)	40
Frances Savage	vs. Fla. International (2/24/89)	40
Maria Rivera	vs. Illinois (12/30/87)	40
Wendy Foote	vs. Miami-Dade NW (1978)	40
8. Tamara James	vs. Fairfield (12/28/04)	39
9. Maria Rivera	vs. Monmouth (11/28/86)	38
10. Tamara James	vs. Georgia Tech (2/26/06)	37
Tamara James	vs. Eastern Kentucky (11/23/03)	37
Frances Savage	vs. Stetson (1/13/90)	37
Joani Bowles	vs. Temple (1/13/84)	37

CAREER SCORING AVERAGE

Name (Years)	G	Pts	Avg
1. Frances Savage (1988-92)	94	2,184	23.2
2. Maria Rivera (1984-88)	112	2,358	21.1
3. Tamara James (2002-06)	118	2,406	20.4
4. Cordelia Fulmore (1983-85)	59	1,142	19.4
5. Wendy Foote (1974-78)	62	1,174	18.9
6. Sylvia Wilson (1979-82)	99	1,713	17.3
7. Renee Taylor (2005-07)	60	1,025	17.1
8. Octavia Blue (1994-98)	109	1,724	15.8
9. Vicki Plowden (1990-93)	91	1,404	15.4
10. Maurita Reid (2006-08)	60	897	15.0

SINGLE-SEASON SCORING AVERAGE

Name (season)	G	Pts	Avg
1. Wendy Foote (1977-78)	16	403	25.2
2. Frances Savage (1989-90)	31	733	23.6
3. Maria Rivera (1987-88)	27	628	23.3
4. Frances Savage (1991-92)	32	742	23.2
5. Frances Savage (1988-89)	29	649	22.4
6. Tamara James (2004-05)	29	647	22.3
7. Tamara James (2005-06)	30	645	21.5
8. Maria Rivera (1985-86)	27	579	21.4
9. Tamara James (2002-03)	31	650	21.0
10. Maria Rivera (1986-87)	30	627	20.9

FIELD GOALS

CAREER FIELD GOALS MADE

Name (Years)	G	FG
1. Maria Rivera (1984-88)	112	891
2. Tamara James (2002-06)	118	868
3. Frances Savage (1988-92)	94	830
4. Sylvia Wilson (1979-82)	99	721
5. Octavia Blue (1994-98)	109	671
6. Jeannie Hebert (1988-92)	119	652
7. Chanivia Broussard (2000-04)	114	621
8. Vicki Plowden (1990-93)	91	579
9. Robin Harmony (1980-84)	125	575
10. Kym Hope (1995-99)	113	546

SINGLE-SEASON FIELD GOALS MADE

Name (season)	G	FG
1. Frances Savage (1989-90)	31	284
2. Frances Savage (1991-92)	32	271
3. Sylvia Wilson (1980-81)	38	268
4. Cordelia Fulmore (1983-84)	31	258
5. Frances Savage (1988-89)	29	256
6. Maria Rivera (1986-87)	30	251
7. Tamara James (2004-05)	29	242
8. Tamara James (2002-03)	31	238
9. Sylvia Wilson (1979-80)	33	232
10. Maria Rivera (1985-86)	27	230

SINGLE-GAME FIELD GOALS MADE

Name	Opponent (date)	Pts
1. Tamara James	vs. Fairfield (12/28/04)	17
Joani Bowles	vs. Temple (1/13/84)	17
Wendy Foote	vs. Miami-Dade NW (1978)	17
4. Octavia Blue	vs. Florida Atlantic (11/25/97)	16
Frances Savage	vs. Villanova (3/1/92)	16
6. Tamara James	vs. Quinnipiac (11/29/02)	15
Chanivia Broussard	vs. Richmond (12/21/03)	15
Maria Rivera	vs. Central Florida (2/25/88)	15
Sylvia Wilson	vs. Florida International (1/26/82)	15
10. 13 different times a player has recorded		14

CAREER FIELD GOAL ATTEMPTS

Name (Years)	G	FGA
1. Maria Rivera (1984-88)	112	1,931
2. Tamara James (2002-06)	118	1,754
3. Frances Savage (1988-92)	94	1,593
4. Octavia Blue (1994-98)	109	1,524
5. Sylvia Wilson (1979-82)	99	1,509
6. Jeannie Hebert (1989-92)	119	1,492
7. Chanivia Broussard (2000-04)	114	1,398
8. Robin Harmony (1980-84)	125	1,378
9. Vicki Plowden (1990-93)	91	1,155
10. Gwen Harris (1981-84)	110	1,040

SINGLE-SEASON FIELD GOAL ATTEMPTS

Name (season)	G	FGA
1. Sylvia Wilson (1980-81)	38	568
2. Frances Savage (1991-92)	32	557
3. Maria Rivera (1986-87)	30	545
4. Maria Rivera (1985-86)	27	533
5. Frances Savage (1989-90)	31	526
6. Tamara James (2004-05)	29	504
7. Sylvia Wilson (1981-82)	28	503
8. Cordelia Fulmore (1983-84)	31	479
9. Maria Rivera (1987-88)	27	473
10. Renee Taylor (2006-07)	30	468



SINGLE-GAME FIELD GOAL ATTEMPTS

Name	Opponent (date)	FGA
1. Maria Rivera	vs. LSU (1/10/86)	34
2. Joani Bowles	vs. Temple (1/13/84)	31
3. Tamara James	vs. Virginia Tech (2/6/05)	29
Frances Savage	vs. Rutgers (1/28/89)	29
Maria Rivera	vs. North Carolina (12/29/86)	29
6. Octavia Blue	vs. Georgetown (2/14/96)	28
7. Seven different times a player has recorded		27

CAREER FIELD GOAL PERCENTAGE

(500 attempts minimum)

Name (Years)	G	FG	FGA	Pct
1. Cordelia Fulmore (1983-85)	59	486	895	.543
2. Kym Hope (1995-99)	113	362	691	.526
3. Frances Savage (1988-92)	94	830	1,590	.521
4. Shaquana Wilkins (2000-04)	116	384	743	.517
5. Joani Bowles (1983-85)	48	274	539	.508
6. Jennifer Jordan (1994-99)	109	365	722	.506
7. Vicki Plowden (1990-93)	91	579	1,155	.501
8. Hope Butler (1984-88)	101	481	961	.500
9. Tamara James (2002-06)	118	868	1,754	.495
10. Jill Poorman (1979-82)	67	308	630	.491

SINGLE-SEASON FIELD GOAL PERCENTAGE

(200 attempts minimum)

Name (season)	G	FG	FGA	Pct
1. Frances Savage (1988-89)	29	256	467	.5482
2. Cordelia Fulmore (1984-85)	28	228	416	.5481
3. Frances Savage (1989-90)	31	284	526	.5399
4. Kym Hope (1996-97)	29	143	265	.5396
5. Vicki Plowden (1990-91)	28	194	360	.5389
6. Cordelia Fulmore (1983-84)	31	258	479	.5386
7. Kym Hope (1997-98)	29	191	358	.534
8. Maria Rivera (1984-85)	28	202	380	.532
9. Hope Butler (1987-88)	27	145	278	.531
10. Sylvia Wilson (1979-80)	33	232	438	.530

Statistical Leaders

SINGLE-GAME FIELD GOAL PERCENTAGE (10 attempts minimum)

Name	FG	FGA	Pct
Opponent (date)			
1. Jill Poorman vs. Flagler (2/16/80)	11	12	.917
2. Jennifer Jordan vs. Syracuse (1/20/96)	10	11	.909
Maria Rivera vs. Lamar (1/11/85)	10	11	.909
4. Tamara James vs. N.C. A&T (12/28/05)	12	14	.857
5. Frances Savage vs. SW Missouri State (11/25/88)	11	13	.846
6. Melissa Knight vs. Maryland (12/29/02)	10	12	.833
Della Wilson vs. Connecticut (2/14/93)	10	12	.833
Frances Savage vs. Arizona (12/2/89)	10	12	.833
9. Jeannie Hebert vs. Stetson (3/9/91)	9	11	.818
Hope Butler vs. Central Florida (1/20/88)	9	11	.818

THREE-POINT FIELD GOALS

Name (Years)	G	3FG
1. Desma Thomas (1992-97)	111	152
2. Tamara James (2002-06)	118	150
3. Maurita Reid (2006-08)	60	142
4. Shelia James (1998-02)	100	134
5. Renee Taylor (2005-07)	60	118
6. Yalonda McCormick (2001-05)	105	110
7. Melissa Knight (2001-06)	107	103
8. Elaine Harlow (1986-90)	115	92
9. Katie Hayek (2002-06)	88	78
10. Meghan Saake (1999-03)	118	67
Shannon Drury (1996-99)	70	67



SINGLE-SEASON THREE-POINT FG MADE

Name (season)	G	3FG
1. Desma Thomas (1996-97)	29	81
2. Maurita Reid (200-08)	30	76
3. Renee Taylor (2006-07)	30	69
4. Maurita Reid (2006-07)	30	66
Maria Rivera (1987-88)	27	66
6. Tamara James (2005-06)	30	53
Melissa Knight (2005-06)	30	53
8. Yalonda McCormick (2003-04)	29	52
Holly Rilinger (1992-93)	28	52
Elaine Harlow (1989-90)	30	52

SINGLE-GAME THREE-POINT FG MADE

Name	Opponent (date)	3FG
1. Renee Taylor	at Houston (12/19/06)	7
Maria Rivera	vs. Central Florida (2/25/88)	7
3. Shannon Drury	vs. Boston College (1/10/98)	6
Desma Thomas	vs. Connecticut (2/16/97)	6
Desma Thomas	vs. Villanova (2/2/97)	6
Desma Thomas	vs. Syracuse (2/27/96)	6
Nickki Mitchell	vs. St. John's (1/20/94)	6
Maria Rivera	vs. Illinois (12/30/87)	6

CAREER THREE-POINT FG ATTEMPTS

Name (Years)	G	3FGA
1. Desma Thomas (1992-97)	111	463
2. Shelia James (1998-02)	100	427
3. Tamara James (2002-06)	118	417
4. Maurita Reid (2006-08)	60	389
5. Renee Taylor (2005-07)	60	377
6. Yalonda McCormick (2001-05)	105	342
7. Melissa Knight (2001-06)	107	291
8. Katie Hayek (2002-06)	88	252
9. Meghan Saake (1999-03)	118	243
Elaine Harlow (1986-90)	115	243

SINGLE-SEASON THREE-POINT FG ATTEMPTS

Name (season)	G	3FGA
1. Renee Taylor (2006-07)	30	227
2. Maurita Reid (2007-08)	30	219
3. Desma Thomas (1996-97)	29	216
4. Maria Rivera (1987-88)	27	177
5. Maurita Reid (2006-07)	30	170
6. Desma Thomas (1995-96)	27	155
7. Renee Taylor (2005-06)	30	150
8. Yalonda McCormick (2003-04)	29	145
9. Elaine Harlow (1989-90)	29	144
10. Holly Rilinger (1992-93)	28	140

SINGLE-GAME THREE-POINT FG ATTEMPTS

Name	Opponent (date)	3FGA
1. Shannon Drury	vs. Tulane (11/22/98)	14
2. Maurita Reid	vs. Florida Atlantic (11/9/07)	13
Maurita Reid	at North Carolina (2/18/07)	13
Maria Rivera	vs. Central Florida (2/25/88)	13
5. Maurita Reid	vs. Maryland (1/10/07)	12
Renee Taylor	at Houston (12/16/06)	12
Yalonda McCormick	vs. Georgetown (1/14/04)	12
Desma Thomas	vs. Connecticut (2/26/97)	12
Desma Thomas	vs. St. John's (12/4/096)	12
Desma Thomas	vs. Houston (11/28/95)	12
Shelia James	vs. Notre Dame (1/2/02)	12

CAREER THREE-POINT FG PERCENTAGE (100 attempts minimum)

Name (season)	G	3FG	3FGA	Pct
1. Elaine Harlow (1987-90)	115	92	243	.379
2. Frances Savage (1988-92)	94	43	114	.377
3. Maria Rivera (1984-88)	112	66	177	.373
4. Holly Rilinger (1992-93)	28	52	140	.371
5. Maurita Reid (2006-08)	60	142	389	.365

6. Tamara James (2002-06)	118	150	471	.360
7. Melissa Knight (2001-06)	107	103	291	.354
8. Desma Thomas (1992-97)	111	152	463	.328
9. Yalonda McCormick (2001-05)	105	110	342	.322
Shannon Drury (1996-99)	70	67	280	.322

SINGLE-SEASON THREE-POINT FG PCT.

Name (season)	G	3FG	3FGA	Pct
1. Octavia Blue (1997-98)	29	24	53	.453
2. Elaine Harlow (1988-89)	29	40	94	.426
3. Melissa Knight (2005-06)	30	53	132	.402
4. Maurita Reid (2006-07)	30	66	170	.388
5. Tamara James (2005-06)	30	53	137	.387
6. Tamara James (2003-04)	28	39	103	.379
7. Desma Thomas (1996-97)	29	87	216	.375
8. Maria Rivera (1987-88)	27	66	177	.373
9. Holly Rilinger (1992-93)	28	52	140	.371
10. Elaine Harlow (1989-90)	31	52	144	.361

SINGLE-GAME THREE-POINT FG PCT.

Name	Opponent (date)	3FG	3FGA	Pct
1. Maria Rivera	vs. Bethune Cookman (12/1/87)	4	4	1.000
2. Maurita Reid	at Virginia Tech (1/25/07)	5	6	.833
Renee Taylor	vs. NC State (1/26/06)	5	6	.833
Melissa Knight	vs. Clemson (1/12/06)	5	6	.833
Renee Taylor	vs. UCF (12/20/05)	5	6	.833
6. Maurita Reid	at Santa Clara (11/15/06)	4	5	.800
Melissa Knight	vs. FIU (3/18/06)	4	5	.800
Tamara James	vs. Mississippi (12/29/05)	4	5	.800
Tamara James	vs. N.C. A&T (12/28/05)	4	5	.800
Maria Rivera	vs. Arizona (1/27/88)	4	5	.800


FREE THROWS

Name (Years)	G	FT
1. Tamara James (2002-06)	118	520
2. Maria Rivera (1984-88)	112	508
3. Frances Savage (1988-92)	94	481
4. Jeannie Hebert (1988-92)	119	437
5. Kym Hope (1995-99)	113	369
6. Octavia Blue (1994-98)	109	358
7. Desma Thomas (1992-97)	111	330
8. Jennifer Jordan (1994-99)	109	320
9. Sylvia Wilson (1979-82)	99	271
10. Cassandra Wimes (1994-99)	105	248

SINGLE-SEASON FREE THROWS MADE

Name (season)	G	FT
1. Frances Savage (1991-92)	32	181
2. Tamara James (2005-06)	30	156
3. Tamara James (2002-03)	31	155
4. Frances Savage (1989-90)	31	147
5. Maria Rivera (1987-88)	27	144
6. Sylvia Wilson (1986-87)	38	134
7. Kym Hope (1998-99)	29	132
8. Frances Savage (1988-89)	29	131
9. Renee Taylor (2006-07)	30	129
10. Kym Hope (1997-98)	29	128

Statistical Leaders



Robin Harmony

SINGLE-GAME FREE THROWS MADE

Name	Opponent (date)	FT
1. Desma Thomas	vs. St. John's (2/3/96)	18
2. Desma Thomas	vs. Georgetown (2/25/97)	16
3. Frances Savage	vs. Purdue (11/25/90)	15
Maria Rivera	vs. Central Florida (1/20/88)	15
Maria Rivera	vs. Florida A&M (1/11/88)	15
6. Tamara James	vs. FIU (3/18/06)	14
7. Tamara James	vs. Duke (2/29/06)	13
8. Tamara James	vs. Rutgers (3/9/03)	12
Octavia Blue	vs. Providence (2/20/98)	12
Jeannie Hebert	vs. Fla. International (2/23/90)	12
Frances Savage	vs. Fla. International (2/24/89)	12

CAREER FREE THROW ATTEMPTS

Name (Years)	G	FTA
1. Tamara James (2002-06)	118	664
2. Maria Rivera (1984-88)	112	651
3. Frances Savage (1988-92)	94	603
4. Jeannie Hebert (1988-92)	119	583
5. Octavia Blue (1994-98)	109	549
6. Kym Hope (1995-99)	113	498
7. Desma Thomas (1992-97)	111	475
8. Jennifer Jordan (1994-99)	109	465
9. Sylvia Wilson (1979-82)	99	456
10. Vicki Plowden (1990-93)	91	395

SINGLE-SEASON FREE THROW ATTEMPTS

Name (season)	G	FTA
1. Frances Savage (1991-92)	32	222
Sylvia Wilson (1980-81)	38	222

3. Tamara James (2002-03)	31	204
4. Tamara James (2005-06)	30	188
5. Frances Savage (1989-90)	31	187
6. Maria Rivera (1987-88)	27	174
7. Octavia Blue (1997-98)	29	169
8. Kym Hope (1997-98)	29	166
Frances Savage (1988-89)	29	166
10. Donna Mapp (1982-83)	27	165

SINGLE-GAME FREE THROW ATTEMPTS

Name	Opponent (date)	FTA
1. Desma Thomas	vs. St. John's (2/3/96)	22
2. Frances Savage	vs. Purdue (11/25/90)	20
3. Desma Thomas	vs. Georgetown (2/25/97)	19
Maria Rivera	vs. Central Florida (1/20/88)	19
Maria Rivera	vs. Florida A&M (1/11/88)	19
6. Frances Savage	vs. Providence (3/8/92)	17
7. Tamara James	vs. FIU (3/18/06)	16
8. Five different times a player has recorded		15

CAREER FREE THROW PERCENTAGE

Name (season)	G	FT	FTA	Pct
1. Renee Taylor (2005-07)	60	241	287	.840
2. Frances Savage (1988-92)	94	481	603	.798
3. Tamara James (2002-06)	118	520	664	.783
4. Maria Rivera (1984-88)	112	508	651	.780
5. Elaine Harlow (1986-90)	115	213	280	.761
6. Jeannie Hebert (1988-92)	119	437	583	.750
7. Kym Hope (1995-99)	113	369	498	.741
8. Shaquana Wilkins (2000-04)	116	184	255	.722
9. Melissa Knight (2001-06)	107	122	171	.713
10. Yalonda McCormick (2001-05)	105	140	198	.707

SINGLE-SEASON FREE THROW PERCENTAGE

Name (season)	G	FT	FTA	Pct
1. Holly Rilinger (1992-93)	28	90	105	.857
2. Renee Taylor (2006-07)	30	129	153	.843
3. Renee Taylor (2005-06)	30	112	156	.836
4. Jeannie Hebert (1991-92)	32	116	139	.835
5. Tamara James (2005-06)	30	156	188	.830
6. Maria Rivera (1987-88)	27	144	174	.828
7. Frances Savage (1991-92)	32	181	222	.815
8. Kym Hope (1998-99)	29	132	163	.810
9. Elaine Harlow (1986-87)	30	57	71	.803
10. Desma Thomas (1996-97)	29	96	120	.800

SINGLE-GAME FREE THROW PERCENTAGE

Name	Opponent (date)	3FG	3FGA	Pct
1. Tamara James	vs. Fairleigh Dickinson (12/2/05)	11	11	1.000
Frances Savage	vs. Pittsburgh (1/11/92)	11	11	1.000
Frances Savage	vs. Rutgers (12/8/91)	11	11	1.000
Renee Taylor	vs. Virginia (1/22/06)	10	10	1.000
Kym Hope	vs. Boston College (1/16/99)	10	10	1.000
Jeannie Hebert	vs. Boston College (1/3/92)	10	10	1.000
Maria Rivera	vs. Boston College (1/3/92)	10	10	1.000
Renee Taylor	at Houston (12/19/06)	9	9	1.000
Renee Taylor	at St. Mary's (11/17/06)	9	9	1.000
Octavia Blue	vs. Georgetown (1/31/98)	9	9	1.000

Fallon Phanord	8	8	1.000
vs. North Carolina (3/5/05)			
Jennifer Jordan	8	8	1.000
vs. Syracuse (1/18/95)			
Vicki Plowden	8	8	1.000
vs. Boston College (2/16/93)			
Jeannie Hebert	8	8	1.000
vs. North Carolina (3/21/92)			
Lisa Jones	8	8	1.000
vs. Boston College (1/11/90)			
Hope Butler	8	8	1.000
vs. Old Dominion (1/9/88)			
Maria Rivera	8	8	1.000
vs. Dartmouth (12/20/84)			

ASSISTS

CAREER ASSISTS


Name (Years)	G	Ast	Avg
1. Gina Graziani (1996-00)	111	743	6.7
2. Jeannie Hebert (1988-92)	119	694	5.8
3. Loretta Harvey (1981-84)	122	588	4.8
4. Yalonda McCormick (2001-05)	105	539	5.1
5. Maria Rivera (1984-88)	112	487	4.3
6. Robin Harmony (1980-84)	125	445	3.6
7. Elaine Harlow (1986-90)	115	432	3.8
8. Meghan Saake (1999-03)	118	403	3.4
9. Della Wilson (1990-93)	86	351	4.1
10. Tamara James (2002-06)	118	248	2.1

SINGLE-SEASON ASSISTS

Name (season)	G	Ast	Avg
1. Jeannie Hebert (1991-92)	32	221	6.9
2. Gina Graziani (1997-98)	29	210	7.2
3. Gina Graziani (1996-97)	29	198	6.8
4. Jeannie Hebert (1996-97)	28	189	6.8
5. Yalonda McCormick (2002-03)	31	185	6.0
6. Gina Graziani (1999-00)	29	182	6.3
7. Loretta Harvey (1981-82)	29	168	5.8
8. Yalonda McCormick (2004-05)	28	167	6.0
9. Yalonda McCormick (2003-04)	29	157	5.4
10. Loretta Harvey (1980-81)	37	156	4.2

SINGLE-GAME ASSISTS

Name	Opponent (date)	Ast
1. Robin Harmony	vs. Fla. International (12/4/82)	14
2. Gina Graziani	vs. Providence (12/6/97)	13
Gina Graziani	vs. West Virginia (1/22/97)	13
Jeannie Hebert	vs. Syracuse (12/27/90)	13
5. 10 different times a player has recorded		12



Frances Savage

Statistical Leaders



Ronnie McGarry

REBOUNDS

CAREER REBOUNDS

Name (Years)	G	Reb	Avg
1. Sylvia Wilson (1979-82)	99	1,115	11.3
2. Frances Savage (1988-92)	94	919	9.8
3. Kym Hope (1995-99)	113	888	7.9
4. Vicki Plowden (1990-93)	91	857	9.4
5. Tamara James (2002-06)	118	805	6.8
6. Robin Harmony (1980-84)	125	760	6.1
7. Hope Butler (1984-88)	101	694	6.9
8. Shaquana Wilkins (2000-04)	116	675	5.8
9. Octavia Blue (1994-98)	109	672	6.2
10. Chanivia Broussard (2000-04)	114	583	5.1

SINGLE-SEASON REBOUNDS

Name (season)	G	Reb	Avg
1. Sylvia Wilson (1980-81)	38	449	11.8
2. Cordelia Fulmore (1983-84)	31	359	11.6
3. Sylvia Wilson (1979-80)	33	344	10.4
4. Frances Savage (1991-92)	32	339	10.6
5. Sylvia Wilson (1981-82)	28	322	11.5
6. Vicki Plowden (1992-93)	31	311	10.0
7. Donna Mapp (1982-83)	27	310	11.5
8. Kym Hope (1997-98)	29	306	10.6
9. Frances Savage (1989-90)	31	293	9.5
10. Vicki Plowden (1990-91)	28	281	10.0

SINGLE-GAME REBOUNDS

Name	Opponent (date)	Reb
1. Cordelia Fulmore	vs. Georgia State (2/24/84)	25
2. Donna Mapp	vs. Stetson (2/5/83)	24
3. Sylvia Wilson	vs. South Florida (2/20/80)	22
4. Tamara James	vs. South Florida (11/22/01)	21
5. Frances Savage	vs. Florida State (12/11/80)	20
Cordelia Fulmore	vs. Florida Memorial (2/14/84)	20
Sylvia Wilson	vs. Central Florida (2/6/81)	20
Sylvia Wilson	vs. Miami-Dade South (2/3/81)	20
9. Nine different times a player has recorded		19

CAREER REBOUNDING AVERAGE

Name (Years)	G	Reb	Avg
1. Sylvia Wilson (1979-82)	99	1,115	11.3
2. Cordelia Fulmore (1983-85)	59	690	10.3
3. Frances Savage (1988-92)	94	919	9.8
4. Vicki Plowden (1990-93)	91	857	9.4
5. Donna Mapp (1981-83)	54	489	9.1
6. Kym Hope (1995-99)	113	888	7.9
7. Joani Bowles (1983-85)	48	356	7.4
8. Hope Butler (1984-88)	101	694	6.9
9. Tamara James (2002-06)	118	805	6.8
10. Lisa Jones (1988-90)	60	390	6.5

SINGLE-SEASON REBOUNDING AVERAGE

Name (season)	G	Reb	Avg
1. Sylvia Wilson (1980-81)	38	449	11.8
2. Cordelia Fulmore (1983-84)	31	359	11.6
3. Donna Mapp (1982-83)	27	310	11.5
Sylvia Wilson (1981-82)	28	322	11.5
5. Kym Hope (1997-98)	29	306	10.6
Frances Savage (1991-92)	32	339	10.6
7. Sylvia Wilson (1979-80)	33	344	10.4
8. Vicki Plowden (1992-93)	31	311	10.0
Vicki Plowden (1990-91)	28	281	10.0
10. Tanya Young (1993-94)	26	257	9.9

STEALS

CAREER STEALS

Name (Years)	G	Stls	Avg
1. Maria Rivera (1984-88)	112	382	3.4
2. Meghan Saake (1999-02)	118	358	3.0
3. Loretta Harvey (1981-84)	122	357	2.9
4. Robin Harmony (1980-84)	125	314	2.5
5. Yalonda McCormick (2001-05)	105	280	2.7
6. Tamara James (2002-06)	118	279	2.4
7. Jeannie Hebert (1988-92)	119	237	2.0
8. Ronnie McGarry (1990-94)	117	224	1.9
Elaine Harlow (1986-90)	115	224	1.9
10. Maurita Reid (2007-08)	60	205	3.4
Dottie Richardson (1976-81)	99	205	2.1

SINGLE-SEASON STEALS

Name (season)	G	Stls	Avg
1. Meghan Saake (2001-02)	31	121	3.9
2. Meghan Saake (2002-03)	31	114	3.7
3. Maurita Reid (2007-08)	30	110	3.7
3. Maria Rivera (1986-87)	30	106	3.5
4. Loretta Harvey (1980-81)	37	105	2.8
Dottie Richardson (1980-81)	38	105	2.8
6. Cordelia Fulmore (1984-85)	28	100	3.6
Maria Rivera (1984-85)	28	100	3.6
Yalonda McCormick (2002-03)	31	100	3.2
Robin Harmony (1980-81)	37	100	2.7
10. Maria Rivera (1987-88)	27	99	3.7

SINGLE-GAME STEALS

Name	Opponent (date)	Stls
1. Maurita Reid	vs. Wake Forest (2/8/07)	10
Maria Rivera	vs. Minnesota (12/22/86)	10
Pat Bentoski	vs. Stetson (2/3/80)	10

4. Maria Rivera	vs. Stetson (1/21/87)	9
Cordelia Fulmore	vs. Purdue (12/31/84)	9
Robin Harmony	vs. South Florida (1/16/82)	9
Dottie Richardson	vs. Broward (2/13/81)	9
Loretta Harvey	vs. South Florida (1/9/81)	9
Debra Jackson	vs. Florida Southern (1/18/80)	9
10. 10 different times a player has recorded		8

BLOCKED SHOTS

CAREER BLOCKED SHOTS

Name (Years)	G	Blks	Avg
1. Sylvia Wilson (1979-82)	99	198	2.0
2. Kym Hope (1995-99)	113	164	1.5
3. Chanivia Broussard (2000-04)	114	132	1.2
4. Vicki Plowden (1990-93)	91	108	1.2
5. Shaquana Wilkins (2000-04)	116	95	0.8
Meghan Saake (1999-03)	118	95	0.8
7. Alicia Hartlaub (1999-03)	117	66	0.6
Martha Bodley (1998-02)	82	66	0.8
9. Joani Bowles (1983-85)	48	63	1.3
10. Desma Thomas (1992-97)	111	58	0.5

SINGLE-SEASON BLOCKED SHOTS

Name (season)	G	Blks	Avg
1. Sylvia Wilson (1979-80)	33	80	2.4
2. Kym Hope (1998-99)	29	62	2.1
3. Sylvia Wilson (1980-81)	28	61	2.2
4. Sylvia Wilson (1981-82)	28	57	2.0
5. Kym Hope (1996-97)	29	53	1.8
6. Joani Bowles (1983-84)	31	45	1.5
7. Brittany Denson (2005-06)	22	30	1.4
8. Vicki Plowden (1991-92)	32	41	1.3
9. Vicki Plowden (1992-93)	31	40	1.3
10. Shaquana Wilkins (2003-04)	29	37	1.3

SINGLE-GAME BLOCKED SHOTS

Name	Opponent (date)	Blks
1. Joani Bowles	vs. South Florida (1/20/84)	7
Sylvia Wilson	vs. Oral Roberts (12/17/79)	7
3. Eight different times a player has recorded		6

PARTICIPATION

CAREER GAMES PLAYED

Name (Years)	G
1. Robin Harmony (1980-84)	125
2. Loretta Harvey (1980-84)	122
3. Dana Hunter (1979-83)	121
4. Jeannie Hebert (1988-92)	119
5. Tamara James (2002-06)	118
Meghan Saake (1999-03)	118
Alicia Hartlaub (1999-02)	117
Ronnie McGarry (1990-94)	117
9. Shaquana Wilkins (2000-04)	116
10. Elaine Harlow (1986-90)	115

CAREER GAMES STARTED

Name (Years)	G	GS
1. Loretta Harvey (1980-84)	122	120
2. Jeannie Hebert (1988-92)	119	119
3. Meghan Saake (1999-03)	118	118
Robin Harmony (1980-84)	125	118
5. Tamara James (2002-06)	118	117
6. Maria Rivera (1984-88)	112	112
Ronnie McGarry (1990-94)	117	112
8. Octavia Blue (1994-98)	109	107
Gina Graziani (1996-00)	111	107
10. Sylvia Wilson (1979-92)	99	94
Elaine Harlow (1986-90)	115	94

1,000 Point Club

Records

TAMARA JAMES (2002-06) — 2,406

YR	GP-GS	FG-FGA	PCT	3P-3PA	PCT	FT-FTA	PCT	REB-AVG	A	BS	S	PTS-AVG
2002-03	31-31	238-461	.516	19-58	.328	155-204	.760	244-7.9	49	14	56	650-21.0
2003-04	28-26	170-340	.500	39-103	.379	85-111	.766	129-4.6	72	18	55	464-16.6
2004-05	29-29	242-504	.480	19-119	.328	124-161	.770	199-6.9	57	13	75	647-22.3
2005-06	30-30	218-449	.486	53-137	.387	156-188	.830	233-7.8	70	11	93	645-21.5
Total	118-116	868-1754	.495	150-417	.360	520-664	.783	805-6.8	248	56	279	2406-20.4

MARIA RIVERA (1984-88) — 2,358

YR	GP-GS	FG-FGA	PCT	3P-3PA	PCT	FT-FTA	PCT	REB-AVG	A	BS	S	PTS-AVG
1984-85	28-28	202-380	.531	—	—	120-156	.769	93-3.3	149	4	100	524-18.7
1985-86	27-27	230-533	.432	—	—	119-163	.730	118-4.4	89	2	77	579-21.4
1986-87	30-30	251-545	.461	—	—	125-158	.791	97-3.2	141	3	106	627-20.9
1987-88	27-27	209-473	.442	66-177	.373	144-174	.828	102-3.8	108	3	99	628-23.3
Total	112-112	892-1931	.462	66-177	.373	508-651	.780	410-3.7	487	12	382	2358-21.1

FRANCES SAVAGE (1988-92) — 2,184

YR	GP-GS	FG-FGA	PCT	3P-3PA	PCT	FT-FTA	PCT	REB-AVG	A	BS	S	PTS-AVG
1988-89	29-29	256-467	.548	6-23	.261	131-166	.789	268-9.2	66	17	56	649-22.4
1989-90	31-31	284-526	.540	18-43	.419	147-187	.786	293-9.5	76	17	71	733-23.6
1990-91	2-2	19-43	.442	0-2	.000	22-28	.786	20-10.0	7	0	4	60-30.0
1991-92	32-32	271-557	.487	19-46	.413	181-222	.815	339-10.6	77	10	71	742-23.2
Total	94-94	830-1593	.521	43-114	.377	481-603	.798	920-9.8	226	44	202	2184-23.2

JEANNIE HEBERT (1988-92) — 1,766

YR	GP-GS	FG-FGA	PCT	3P-3PA	PCT	FT-FTA	PCT	REB-AVG	A	BS	S	PTS-AVG
1988-89	29-29	147-367	.401	3-35	.086	104-159	.654	92-3.2	147	10	44	401-13.8
1989-90	30-30	145-340	.426	3-9	.333	117-153	.765	72-2.4	137	12	49	410-13.7
1990-91	28-28	179-406	.441	14-42	.333	100-132	.758	109-3.9	189	6	71	472-16.9
1991-92	32-32	181-379	.478	5-16	.313	116-139	.835	70-2.2	221	7	73	483-15.1
Total	119-119	652-1492	.437	25-102	.245	437-583	.750	343-2.9	694	35	237	1766-14.8

OCTAVIA BLUE (1994-98) — 1,724

YR	G-GS	FG-FGA	Pct	3P-3PA	Pct	FT-FTA	Pct	REB-Avg	A	BS	S	Pts-Avg
1997-98	29-29	205-448	.458	24-53	.453	122-169	.722	164-5.7	23	8	35	556-19.2
1996-97	29-28	161-382	.421	0-1	.000	66-102	.647	162-5.6	15	5	37	388-13.4
1995-96	27-27	178-365	.488	0-0	.000	76-134	.567	174-6.4	26	5	35	432-16.0
1994-95	24-23	127-329	.386	0-2	.000	94-144	.653	172-7.2	14	20	32	348-14.5
Total	109-107	671-1524	.440	24-56	.429	358-549	.652	672-6.2	78	38	139	1724-15.8

SYLVIA WILSON (1979-82) — 1,713

YR	GP-GS	FG-FGA	PCT	3P-3PA	PCT	FT-FTA	PCT	REB-AVG	A	BS	S	PTS-AVG
1979-80	33-30	232-438	.530	—	—	56-103	.544	344-10.4	24	80	56	520-15.8
1980-81	38-37	268-568	.472	—	—	134-222	.604	449-11.8	17	61	53	670-17.6
1981-82	28-27	221-503	.439	—	—	81-131	.618	322-11.5	21	57	45	523-18.7
Total	99-94	721-1509	.478	—	—	271-456	.594	1115-11.3	62	198	154	1713-17.3

CHANIVIA BROUSSARD (2000-04) — 1,482

YR	GP-GS	FG-FGA	PCT	3P-3PA	PCT	FT-FTA	PCT	REB-AVG	A	BS	S	PTS-AVG
2000-01	27-22	158-369	.428	4-15	.267	36-74	.486	152-25.6	22	32	46	356-13.2
2001-02	29-20	173-407	.425	13-51	.255	54-85	.635	124-4.3	27	35	57	413-14.2
2002-03	29-5	115-263	.437	8-31	.258	35-69	.507	126-4.3	31	32	35	273-9.4
2003-04	29-28	175-359	.487	3-15	.200	87-127	.685	181-6.2	48	33	64	440-15.2
Total	114-75	621-1398	.444	28-112	.250	212-355	.597	583-5.1	128	132	202	1482-13.0

KYM HOPE (1995-99) — 1,462

YR	GP-GS	FG-FGA	PCT	3P-3PA	PCT	FT-FTA	PCT	REB-AVG	A	BS	S	PTS-AVG
1995-96	26-0	28-68	.412	0-0	.000	28-52	.538	95-3.7	11	16	17	84-3.2
1996-97	29-29	143-265	.540	0-2	.000	81-117	.692	234-8.1	33	53	45	367-12.7
1997-98	29-29	191-358	.534	1-1	1.000	128-166	.771	306-10.6	53	33	56	511-17.6
1998-99	29-29	184-348	.529	0-3	.000	132-163	.810	253-8.7	52	62	54	500-17.2
Total	113-87	546-1039	.526	0-3	.000	369-498	.741	888-7.9	149	164	172	1462-12.9

VICKI PLOWDEN (1990-93) — 1,404

YR	GP-GS	FG-FGA	PCT	3P-3PA	PCT	FT-FTA	PCT	REB-AVG	A	BS	S	PTS-AVG
1990-91	28-27	194-360	.539	0-0	.000	67-108	.620	281-10.0	18	27	53	455-16.3
1991-92	32-32	194-377	.515	1-2	.500	87-144	.604	265-8.3	17	41	35	476-14.9
1992-93	31-31	191-418	.457	2-5	.400	89-143	.622	311-10.0	44	40	64	473-15.3
Total	91-90	579-1155	.501	3-7	.429	243-395	.615	857-9.4	79	108	152	1404-15.4



Desma Thomas

**ROBIN HARMONY (1980-84) — 1,308**

YR	GP-GS	FG-FGA	PCT	3P-3PA	PCT	FT-FTA	PCT	REB-AVG	A	BS	S	PTS-AVG
1980-81	38-31	159-404	.394	—	—	48-76	.632	174-4.6	139	16	100	366-9.6
1981-82	29-29	133-325	.409	—	—	29-44	.659	193-6.7	127	13	56	295-10.2
1982-83	27-27	120-264	.455	—	—	35-57	.614	218-8.1	67	11	60	275-10.2
1983-84	31-31	163-385	.423	—	—	46-70	.657	175-5.6	115	18	98	372-12.0
Total	125-118	575-1378	.417	—	—	158-247	.640	760-6.1	448	58	314	1308-10.5

DESMAS THOMAS (1992-97) — 1,284

YR	G-GS	FG-FGA	Pct	3P-3PA	Pct	FT-FA	Pct	REB-Avg	A	BS	S	Pts-Avg
1992-93	30-6	36-107	.336	0-4	.000	36-65	.554	87-2.9	13	8	20	108-3.6
1993-94	25-24	110-351	.313	25-88	.288	106-156	.679	195-7.8	47	20	37	351-14.0
1994-95	DNP											
1995-96	27-27	120-339	.354	46-155	.297	92-134	.687	134-5.0	72	21	60	378-14.0
1996-97	29-29	135-355	.380	81-216	.375	96-120	.800	136-4.7	64	9	60	447-15.4
Total	111-86	401-1152	.348	152-463	.328	330-475	.695	552-5.0	196	58	177	1284-11.6

WENDY FOOTE (1974-78) — 1,174

YR	GP-GS	FG-FGA	PCT	3P-3PA	PCT	FT-FTA	PCT	REB-AVG	A	BS	S	PTS-AVG
1974-75	13	102	—	—	—	36-72	.500	—	—	—	—	240-18.5
1975-76	15	103	—	—	—	30-59	.508	—	—	—	—	236-15.7
1976-77	18	115	—	—	—	45-68	.662	—	—	—	—	295-16.4
1977-78	16	160	—	—	—	83-119	.697	—	—	—	—	403-25.2
Total	62	480	—	—	—	194-318	.610	—	—	—	—	1174-18.9

HOPE BUTLER (1984-88) — 1,157

YR	GP-GS	FG-FGA	PCT	3P-3PA	PCT	FT-FTA	PCT	REB-AVG	A	BS	S	PTS-AVG
1984-85	17-0	19-40	.475	—	—	22-35	.629	64-3.8	9	1	14	60-3.5
1985-86	27-24	106-227	.467	—	—	27-48	.563	148-5.5	30	4	43	239-8.9
1986-87	30-30	211-421	.501	—	—	77-125	.616	266-8.9	36	2	82	499-16.6
1987-88	27-25	145-273	.531	0-1	.000	69-98	.704	216-8.0	49	2	51	359-13.3
Total	101-79	481-961	.501	0-1	.000	195-306	.637	694-6.9	124	9	190	1157-11.5

CORDELIA FULMORE (1983-85) — 1,142

YR	GP-GS	FG-FGA	PCT	3P-3PA	PCT	FT-FTA	PCT	REB-AVG	A	BS	S	PTS-AVG
1983-84	31-31	258-479	.539	—	—	90-141	.638	359-11.6	46	17	88	606-19.5
1984-85	28-28	228-417	.548	—	—	80-123	.650	250-8.9	73	25	100	536-19.1
Total	59-59	486-896	.542	—	—	170-264	.644	609-10.3	119	42	188	1,142-19.4

YALONDA MCCORMICK (2001-05) — 1,072

Year	GP-GS	FG-FGA	PCT	3P-3PA	PCT	FT-FTA	PCT	REB-AVG	A	BS	S	PTS-AVG
2001-02	17-0	21-72	.292	1-9	.111	7-11	.636	22-1.3	30	0	9	50-2.9
2002-03	31-31	125-300	.417	17-52	.327	49-69	.710	98-3.2	185	7	100	316-10.2
2003-04	29-29	126-333	.378	52-145	.359	50-65	.769	114-3.9	157	11	93	354-12.2
2004-05	28-27	139-369	.377	40-136	.294	34-53	.642	117-4.2	167	7	78	352-12.6
Total	105-87	411-1074	.383	110-342	.322	140-198	.707	351-3.3	539	25	280	1,072-10.2

JENNIFER JORDAN (1994-99) — 1,050

YR	GP-GS	FG-FGA	PCT	3P-3PA	PCT	FT-FTA	PCT	REB-AVG	A	BS	S	PTS-AVG
1994-95	26-7	51-113	.451	0-0	.000	69-99	.697	122-4.7	6	3	26	171-6.6
1995-96	26-23	110-195	.564	0-0	.000	84-126	.667	173-6.7	13	7	34	304-11.7
1996-97	DNP											
1997-98	28-4	65-131	.496	0-0	.000	55-83	.663	85-3.0	7	1	18	185-6.6
1998-99	29-29	139-283	.491	0-0	.000	112-157	.713	200-6.9	15	6	31	390-13.4
Total	109-63	365-722	.506	0-0	.000	320-465	.688	580-5.3	41	17	109	1050-9.6

CASSAUNDA WIMES (1994-99) — 1,034

YR	GP-GS	FG-FGA	PCT	3P-3PA	PCT	FT-FTA	PCT	REB-AVG	A	BS	S	PTS-AVG
1994-95	26-7	51-113	.451	0-0	.000	69-99	.697	122-4.7	6	3	26	171-6.6
1995-96	26-23	110-195	.564	0-0	.000	84-126	.667	173-6.7	13	7	34	304-11.7
1996-97	DNP											
1997-98	24-13	82-202	.406	21-62	.339	37-47	.787	67-2.8	23	5	36	222-9.3
1998-99	29-29	128-336	.381	23-80	.288	58-82	.707	106-3.7	51	8	47	337-11.6
Total	105-72	371-846	.439	44-142	.310	248-354	.701	468-4.5	93	23	143	1034-9.8

MEGHAN SAAKE (1999-03) — 1,030

YR	GP-GS	FG-FGA	PCT	3P-3PA	PCT	FT-FTA	PCT	REB-AVG	A	BS	S	PTS-AVG
1999-00	29-29	85-250	.340	2-19	.105	22-55	.400	115-4.0	71	18	49	194-6.7
2000-01	27-27	62-186	.343	5-28	.179	44-70	.618	120-4.5	99	16	74	173-6.6
2001-02	31-31	139-348	.401	30-94	.322	38-50	.760	152-4.9	125	25	121	346-11.2
2002-03	31-31	118-299	.395	30-94	.319	51-67	.761	120-3.9	108	36	114	317-10.2
Total	118-118	404-1083	.373	67-243	.275	160-242	.661	507-4.3	403	95	358	1030-8.7

RENEE TAYLOR (2005-07) — 1,025

YR	GP-GS	FG-FGA	PCT	3P-3PA	PCT	FT-FTA	PCT	REB-AVG	A	BS	S	PTS-AVG
2005-06	30-29	153-387	.298	49-150	.327	112-134	.836	77-2.6	115	0	71	467-15.6
2006-07	30-29	180-468	.385	69-227	.304	129-153	.843	79-2.6	63	1	63	558-18.6
Total	60-58	333-855	.391	118-377	.313	241-287	.840	156-2.6	178	1	134	1025-17.1

All-Time Results

Records

1972-73

Record: 2-6 (1-1 H, 1-3 A, 0-2 N)
Head Coach: Barry Schimer

Date	W/L	Opponent	Score
J9	L	MIAMI-DADE NORTH	37-21
J12	W	at Broward Central	36-26
F8	L	at Miami-Dade South	56-26
F13	W	BROWARD CENTRAL	41-25
F15	L	at Barry College	51-45
F22	L	at Miami-Dade North	47-36
F26	L	vs. Florida Tech*	38-31
F27	L	vs. Florida A&M*	55-47

* - FAIAW State Championship Tournament (Miami, Fla.)

1973-74

Record: 6-3 (2-0 H, 4-1 A, 0-2 N)
Head Coach: Barry Schimer

Date	W/L	Opponent	Score
J30	W	at Broward Central	43-27
F1	W	at Barry College	44-41
F12	W	at Miami-Dade South	48-47
F13	W	at Miami-Dade North	29-23
F18	L	at Miami-Dade North	38-36
F19	W	BARRY COLLEGE	41-33
F21	W	BROWARD CENTRAL	44-28
F26	L	vs. Flagler*	74-38
F27	L	vs. Florida Tech*	41-36

* FAIAW State Championship Tournament (Miami, Fla.)

1974-75

Record: 8-6 (3-0 H, 3-2 A, 2-4 N)
Head Coach: Barry Schimer

Date	W/L	Opponent	Score
NA	W	at Mia.-Dade Downtown	65-21
NA	W	MIA-DADE DOWNTOWN	58-26
NA	L	at Flagler^	62-49
NA	L	vs. Florida^	58-45
NA	L	vs. Miami-Dade North^	65-49
NA	W	MIAMI-DADE NORTH	44-38
NA	W	at Broward Central	49-19
NA	W	BROWARD CENTRAL	61-26
NA	W	at Miami-Dade South	60-52
NA	L	at Miami-Dade North	54-46
NA	L	vs. Florida*	67-32
NA	W	vs. Florida A&M*	59-38
NA	W	vs. Florida Tech*	53-32
NA	L	vs. Florida State*	59-45

^ Flagler Invitational (St. Augustine, Fla.)
* FAIAW State Championship Tournament (Lake City, Fla.)

1975-76

Record: 7-13 (3-4 H, 2-4 A, 2-5 N)
Head Coach: Shula Feuer

Date	W/L	Opponent	Score
J3	L	MARYMACK (MO)	63-53
J14	W	HOMESTEAD AFB	100-20

J17	L	FLORIDA TECH	60-57
J20	L	at Miami-Dade South	49-40
J22	W	at Mia-Dade DOWNTOWN	74-54
J27	L	MIAMI-DADE NORTH	80-58
J29	W	FLA INTERNATIONAL	56-38
F2	L	at Broward Central	69-65
F3	W	MIA-DADE DOWNTOWN	71-38
F6	W	vs. South Florida^	59-52
F7	L	vs. Miami-Dade South^	62-60
F7	W	vs. Florida Tech^	60-55
F9	L	at Florida	103-53
F11	L	at Miami-Dade North	64-49
F17	L	FLA INTERNATIONAL	57-50
F20	L	vs. Florida&	83-41
F21	L	vs. Broward Central&	91-65
F23	W	at Homestead AFB	63-50
F26	L	vs. Fla International*	59-57
F27	L	vs. South Florida*	71-46

^ Flagler Invitational (St. Augustine, Fla.)
& Miami-Dade North CC Invitational (Miami, Fla.)
* FAIAW State Championship Tournament (Lake City, Fla.)

1976-77

Record: 9-11 (8-3 H, 1-6 A, 0-2 N)
Head Coach: Shula Feuer

Date	W/L	Opponent	Score
J9	W	MANHATTANVILLE	48-46
J13	W	at Mia-Dade Downtown	75-56
J24	L	at Miami-Dade North	106-69
J26	W	MIAMI-DADE SOUTH	42-39
J28	L	at South Florida	59-46
J29	L	at Tampa	50-45
F1	L	at Fla International	57-49
F4	L	at Broward Central	69-59
F6	W	STETSON	74-59
F7	L	at Miami-Dade South	56-50
F8	L	FLORIDA	75-28
F10	W	MIA-DADE DOWNTOWN	67-45
F14	W	FLA INTERNATIONAL	73-65
F16	W	BROWARD CENTRAL	75-64
F18	L	vs. Broward Central&	72-65
F19	L	vs. Fla International&	52-48
F22	W	MIAMI-DADE NORTH	75-68
F24	W	FLA INTERNATIONAL*	64-51
F25	L	FLORIDA*	73-41
F26	L	FLA INTERNATIONAL*	66-58

& Miami-Dade North CC Invitational (Miami, Fla.)
* FAIAW State Championship Tournament (Coral Gables, Fla.)

1977-78

Record: 8-8 (3-2 H, 3-3 A, 2-3 N)
Head Coach: Isabella Hutchinson

Date	W/L	Opponent	Score
J16	W	at Mia-Dade New World	63-57
J20	W	MIAMI-DADE SOUTH	73-69
J23	W	FLA INTERNATIONAL	71-42
J25	W	at Miami-Dade North	88-34

J27	L	SOUTH FLORIDA	71-65
J28	L	at Florida	84-47
F1	L	at Broward Central	59-47
F7	L	at Miami-Dade South	53-46
F8	W	at Fla International	54-50
F13	W	MIA-DADE NEW WORLD	67-41
F17	W	vs. Mia-Dade New World&	54-41
F18	W	vs. Fla International&	50-43
F18	L	vs. Mia-Dade South&	69-59
F21	L	BROWARD CENTRAL	70-62
F23	L	vs. Florida*	76-55
F24	L	vs. Florida State*	66-56

& Miami-Dade North CC Invitational (Miami, Fla.)
* FAIAW State Championship Tournament (Tampa, Fla.)

1978-79

Record: 10-13 (5-3 H, 4-5 A, 1-5 N)
Head Coach: Lin Dunn

Date	W/L	Opponent	Score
NA	L	at Broward Central	77-61
NA	L	at Florida State	79-53
NA	L	at Florida A&M	67-37
NA	W	MIA-DADE NEW WORLD	52-35
NA	W	at Tampa	56-49
NA	L	at South Florida	72-33
NA	W	MIAMI-DADE NORTH	74-42
NA	L	vs. Central Florida^	69-51
NA	L	vs. Stetson^	66-57
NA	L	BROWARD CENTRAL	93-82
NA	W	MIAMI-DADE SOUTH	66-60
NA	L	FLORIDA STATE	74-64
NA	W	FLA INTERNATIONAL	74-44
NA	L	FLORIDA A&M	90-58
NA	L	at Stetson	60-44
NA	W	FLA INTERNATIONAL	86-58
NA	W	at Miami-Dade North	97-61
NA	L	vs. Broward Central&	81-58
NA	W	vs. Mia-Dade New World&	79-54


NA	W	at Miami-Dade North&	86-44
NA	W	at Mia-Dade New World	81-63
NA	L	vs. Florida State*	73-57
NA	L	vs. South Florida*	85-45

^ Flagler Invitational (St. Augustine, Fla.)
& Miami-Dade North CC Invitational (Miami, Fla.)
* FAIAW State Championship Tournament (Orlando, Fla.)

1979-80

Record: 18-16 (9-7 H, 7-6 A, 2-3 N)
Head Coach: Lin Dunn

Date	W/L	Opponent	Score
N28	W	at Broward Central	101-38
D1	W	MIAMI-DADE NORTH	77-56
D8	W	at Miami-Dade North	90-66
D10	W	at Mia-Dade New World	98-35
D11	W	MIAMI-DADE SOUTH	84-71
D14	L	FLORIDA STATE	82-64
D17	L	ORAL ROBERTS	68-58
D31	L	KANSAS	101-62
J1	L	LAMAR	78-56
J2	L	EDINBORO STATE	70-62
J4	L	ALABAMA	73-61
J6	W	UPPER IOWA	70-39
J7	W	WEST POINT	73-62
J10	W	MIA-DADE NEW WORLD	89-54
J12	L	FLORIDA	80-71
J15	W	FLA INTERNATIONAL	98-41
J18	L	at Florida Southern	71-69
J19	W	at South Florida	84-72
J22	L	at Florida State	93-74
J26	L	vs. South Florida^	81-76
J27	W	at Flagler^	74-73
F2	W	SOUTH FLORIDA	72-55
F5	W	FLA INTERNATIONAL	83-35
F8	L	at Stetson	72-50
F9	L	at Central Florida	57-56
F12	W	BROWARD CENTRAL	104-35





F14	W	vs. Mia-Dade New World	85-19
F15	W	at Miami-Dade North	55-52
F16	W	vs. Flagler	64-62
F18	L	at Florida	77-66
F20	L	vs. Florida*	81-66
F21	W	at South Florida*	84-77
F22	L	vs. Florida State*	72-61
F28	L	at Miami-Dade South	60-57

^ Flagler Invitational (St. Augustine, Fla.)
 & Miami-Dade North CC Invitational (Miami, Fla.)
 * FAIAW State Championship Tournament (Tampa, Fla.)

1980-81

Record: 24-15 (17-6 H, 4-7 A, 3-2 N)
Head Coach: Lin Dunn

Date	W/L	Opponent	Score
N17	W	BROWARD CENTRAL	87-49
N21	L	at UAB^	79-63
N22	L	vs. South Alabama^	74-51
N24	W	SOUTH FLORIDA	78-60
D2	W	MIAMI-DADE SOUTH	75-51
D6	L	at Florida State	87-73
D7	L	at Florida A&M	72-50
D10	W	MIA-DADE NEW WORLD	82-55
D15	W	GEORGIA TECH	86-80
D28	W	WEST VIRGINIA\$ (OT)	89-87
D29	L	JACKSON STATE\$	71-45
D30	W	MIDDLE TENNESSEE\$	80-74
J1	W	WEST KENTUCKY%	76-65
J2	L	DRAKE%	101-63
J4	L	ST. JOSEPH%	73-52
J5	L	AUBURN	78-72
J9	W	at South Florida	59-41
J10	L	at Florida	84-55
J16	L	at North Carolina State	97-50

J17	L	vs. North Carolina+	75-61
J20	W	B-CC (forfeit)	2-0
J22	W	MIAMI-DADE NORTH	80-60
J23	L	UAB	83-71
J27	W	FLA INTERNATIONAL	109-56
J31	L	FLORIDA STATE	62-55
F3	L	at Miami-Dade South	63-60
F6	W	CENTRAL FLORIDA	86-75
F7	W	FLORIDA	75-64
F10	W	at Mia-Dade New World	72-57
F13	W	at Broward Central	69-50
F14	W	STETSON	70-58
F15	W	DAYTON	62-58
F20	W	FLORIDA A&M	79-47
F21	W	FLA INTERNATIONAL	84-56
F23	W	at Miami-Dade North	58-48
F26	W	vs. South Florida#	69-47
F27	W	vs. Florida State#	79-70
F28	W	vs. Florida#	65-59
M5	L	at Southern Miss@	80-75

^ UAB Invitational (Birmingham, Ala.)
 \$ Hurricane Christmas Classic (Coral Gables, Fla.)
 % Hurricane New Year's Classic (Coral Gables, Fla.)
 + at North Carolina State (Raleigh, N.C.)
 # FAIAW State Championship Tournament (Daytona Beach, Fla.)
 @ AIAW Region III Championships (Hattiesburg, Miss.)

1981-82

Record: 19-10 (11-3 H, 5-4 A, 3-3 N)
Head Coach: Lin Dunn

Date	W/L	Opponent	Score
N23	W	SOUTH FLORIDA	87-52
N27	W	at Florida Memorial	75-47
D5	W	FLORIDA	87-85
D12	L	FLORIDA STATE	77-74
D15	W	vs. Central Florida#	66-63
D17	W	vs. Carson Newman#	88-73
D19	L	vs. Clemson#	74-59
D29	L	GEORGIA STATE\$	63-60
D30	W	MERCERS\$	68-67
J2	W	EAST CAROLINA^	60-56
J4	W	AUSTIN PEAY^	74-52
J5	L	EAST TENNESSEE^	70-44
J9	W	HOUSTON	64-47
J11	W	at Fla International	78-59
J15	W	at Stetson	95-65
J16	W	at South Florida	60-48
J20	L	at Florida	80-73
J26	W	FLA INTERNATIONAL	69-66
J28	W	FLORIDA MEMORIAL	100-54
J30	W	TAMPA	81-33
F1	W	FLORIDA A&M	66-62
F6	W	STETSON	75-67
F13	L	at Florida State	66-52
F15	L	at Florida A&M	69-64
F20	L	at Georgia	91-51
F22	W	at Georgia State	72-66
M4	W	vs. Stetson&	75-60
M5	L	vs. Florida State&	84-80
M7	L	vs. Delta State*	81-66

South Florida Invitational (Tampa, Fla.)
 \$ Hurricane Christmas Classic (Coral Gables, Fla.)

^ Hurricane New Year's Classic (Coral Gables, Fla.)
 & FAIAW State Championship Tournament (Daytona Beach, Fla.)
 * AIAW Region III Championships (Tallahassee, Fla.)

1982-83

Record: 14-13 (8-5 H, 3-6 A, 3-2 N)
Head Coach: Lin Dunn

Date	W/L	Opponent	Score
N19	W	FLORIDA MEMORIAL	88-40
D4	L	at Fla International	89-73
D11	W	at South Florida	75-63
D14	W	LAWRENCE	74-34
D15	L	vs. Tennessee-Martin@	85-81
D17	L	vs. Ohio State#	91-63
D18	W	vs. Tampa#	77-68
D19	L	vs. Georgia State#	83-69
D28	L	FAIRFIELD\$	76-71
D30	L	NEBRASKA\$	76-74
D31	W	PITTSBURGH\$ (2OT)	79-75
J2	W	MILLIKIN%	66-62
J3	W	ROBERT MORRIS%	56-45
J4	W	WESTERN ILLINOIS%	80-63
J7	W	vs. Georgia State^	71-66
J8	W	vs. Wake Forest^	81-65
J14	W	at Stetson	77-64
J17	W	at Florida Memorial	89-71
J22	L	at Florida A&M	65-58
J24	L	at Central Florida	70-60
J28	W	RICE	87-57
F5	W	STETSON	83-61
F12	L	at South Florida	64-63
F14	L	at Florida	78-64
F18	L	FLORIDA A&M (OT)	80-78
F28	L	SOUTH CAROLINA	66-56
M2	L	FLA INTERNATIONAL	63-53

@ at Stetson (DeLand, Fla.)
 # South Florida Invitational (Tampa, Fla.)
 \$ Hurricane Christmas Classic (Coral Gables, Fla.)
 % Hurricane New Year's Classic (Coral Gables, Fla.)
 ^ Stetson Hatter Classic (DeLand, Fla.)

1983-84

Record: 19-12 (11-3 H, 6-5 A, 2-4 N)
Head Coach: Lin Dunn

Date	W/L	Opponent	Score
N18	W	FLORIDA MEMORIAL	76-56
N25	L	vs. North Carolina#	77-65
N26	L	at North Carolina State	60-54
D2	W	LAMAR	71-62
D3	L	SOUTH CAROLINA STATE	73-69
D7	W	SOUTH FLORIDA	81-64
D11	L	at Florida	78-58
D17	W	TAMPA	82-57
D28	L	PROVIDENCES\$	70-60
D29	W	AUGUSTANA\$	77-50
D31	W	TOLEDO\$	88-77
J1	W	NORTH DAKOTA STATE\$	64-61
J2	W	WEST KENTUCKY\$	65-58
J4	W	MEMPHIS STATE\$	76-73
J6	W	vs. SW Louisiana%	84-78
J7	W	at Stetson%	89-54
J13	L	at Florida State^	76-64
J14	L	vs. Temple^	87-69

J20	W	at South Florida	88-68
J24	W	FLA INTERNATIONAL	82-64
J28	W	STETSON	79-52
F2	L	at St. John's	79-69
F4	W	at Rutgers	63-58
F6	L	FLORIDA	55-53
F10	W	at Tampa	73-64
F11	W	at Stetson	80-62
F14	W	at Florida Memorial	75-43
F22	L	vs. Idaho*	68-66
F24	L	vs. Georgia State*	88-79
F26	W	vs. Pepperdine*	67-43
M3	L	at Fla International (2 OT)	83-81

1984-85

Record: 21-7 (16-1 H, 4-4 A, 1-2 N)
Head Coach: Lin Dunn

Date	W/L	Opponent	Score
N23	L	vs. Arkansas#	79-58
N24	L	vs. Eastern Kentucky#	81-74
N26	W	vs. New Orleans\$	77-57
N27	L	at Memphis State\$	91-74
D7	W	at South Florida	68-62
D15	W	FLORIDA STATE	79-65
D20	W	DARTMOUTH	62-52
D27	W	CLEVELAND STATE%	95-48
D28	W	ST. JOHN'S%	73-59
D30	W	MICHIGAN STATE%	78-68
D31	W	PURDUE%	69-64
J2	W	ST. JOSEPH'S^	68-65
J4	W	MURRAY STATE^	73-62
J5	W	MISSOURI^	82-81
J8	W	FORDHAM	92-73
J11	W	LAMAR	89-54
J14	L	at Florida	85-68
J16	L	LOUISIANA STATE	67-62
J21	W	at Stetson	68-58
J25	W	SOUTH FLORIDA	91-65
F7	L	at Fla International	73-72
F9	W	at Texas A&M	75-62
F11	L	at Houston	83-68
F16	W	STETSON	77-46
F18	W	FLORIDA	68-53
F25	W	at Florida State	74-67
F26	W	EVANSVILLE	61-60
M4	W	FLA INTERNATIONAL	81-73

1985-86

Record: 9-18 (6-7 H, 1-8 A, 2-3 N)
Head Coach: Lin Dunn

Date	W/L	Opponent	Score
N29	L	vs. Iowa*	83-63

N30	W	vs. Baylor*	64-55
D4	W	CENTRAL FLORIDA	62-61
D6	L	GRAMBLING STATE	81-75
D13	W	vs. Brigham Young#	78-74
D14	L	at Illinois#	73-47
D17	W	MERCER	71-57
D19	L	EAST CAROLINA	58-43
D29	W	SAN DIEGO STATE@	88-51
D30	L	NE LOUISIANA@	88-62
D31	L	MISSISSIPPI@	79-61
J3	L	FAIRFIELD%	71-68
J4	W	DAYTON%	76-62
J5	L	NOTRE DAME%	59-53
J10	L	vs. Louisiana State\$	94-54
J11	L	vs. Rhode Island\$	66-65
J13	L	at Old Dominion	86-64
J15	L	at Florida	79-58
J25	L	at Louisiana Tech	81-40
J27	L	at Auburn	92-46
F8	L	at Kentucky	108-53
F10	L	at Iowa	75-46
F15	W	at South Florida	82-59
F17	L	at #1 Texas	112-43
F24	W	FLORIDA	70-45
M1	W	SOUTH FLORIDA	53-48
M4	L	FLA INTERNATIONAL	81-52

* Louisiana State Classic (Baton Rouge, La.)

Illini Classic (Champaign, Ill.)

@ Orange Bowl/Burger King Invitational (Coral Gables, Fla.)

% Burger King Classic (Coral Gables, Fla.)

\$ Lady Pirate Classic (Greenville, N.C.)

1986-87

Record: 15-15 (9-6 H, 3-4 A, 3-5 N)

Head Coach: Lin Dunn

Date	W/L	Opponent	Score
N28	W	vs. Monmouth*	82-73
N29	L	vs. Purdue*	69-68
D4	W	GRAMBLING STATE	67-65
D6	L	KENTUCKY	71-55
D13	L	at Florida	81-73
D15	L	FLORIDA STATE	75-74
D19	L	at Michigan State#	63-52
D20	L	vs. Brigham Young#	82-80
D22	W	MINNESOTA	77-64
D27	L	OHIO STATE@	79-75
D28	W	TEMPLE@	77-70
D29	L	NORTH CAROLINA@	89-71
J2	W	vs. Holy Cross%	83-76
J3	L	vs. Auburn%	98-55
J4	L	vs. Maryland%	84-64
J14	W	MD-EASTERN SHORE	82-61
J17	L	at South Florida	84-62
J21	W	STETSON	77-65
J29	W	at Florida State	80-73
F7	W	at Notre Dame	62-61
F9	L	at Northern Illinois	77-72
F14	W	SOUTH FLORIDA	80-61
F18	L	FLA INTERNATIONAL	78-71
F22	W	FLORIDA	78-66
F27	L	vs. Mississippi State\$	81-67
F28	W	vs. Gonzaga\$	79-52
M1	W	at Alaska-Anchorage\$	71-62

M5	L	LOUISIANA TECH	76-58
M7	W	TULANE	76-72
M9	W	FLORIDA ATLANTIC	59-43

* FIU Thanksgiving Classic (Miami, Fla.)

Michigan State Christmas Tournament (East Lansing, Mich.)

@ Burger King/Orange Bowl Invitational (Coral Gables, Fla.)

% Miami Burger King Classic (Miami, Fla.)

\$ Northern Lights Invitational (Anchorage, Alaska)

1987-88

Record: 14-13 (7-6 H, 5-7 A, 2-0 N)

Head Coach: Ken Patrick

Date	W/L	Opponent	Score
N27	W	vs. Howard#	81-58
N28	L	at Minnesota#	76-72
D1	W	BETHUNE COOKMAN	90-55
D12	W	at Florida	69-68
D19	W	FLORIDA	84-75
D21	W	vs. Mercer+	93-62
D28	L	VIRGINIA%	78-69
D29	L	AUBURN%	96-48
D30	L	ILLINOIS%	85-83
J7	L	NOTRE DAME	83-68
J9	L	OLD DOMINION	93-79
J11	W	FLORIDA A&M	104-86
J13	L	at Maine	76-56
J20	W	at Central Florida	93-82
J27	L	at Arizona	78-71
J28	L	at Arizona State	78-74
J31	W	SOUTH FLORIDA	82-71
F4	L	at Florida A&M	89-88
F6	W	NORTHERN ILLINOIS	88-80
F8	W	at Stetson	67-63
F13	W	FLA INTERNATIONAL	69-79
F15	W	FLORIDA ATLANTIC	87-66
F20	L	at Bethune Cookman	80-72
F23	L	at Fla International	79-70
F25	W	CENTRAL FLORIDA	103-87
F29	W	at North Carolina	75-69
M6	W	at South Florida	76-60

Minnesota Dial Classic (Minneapolis, Minn.)

+ at Coral Springs, Fla.)

% Burger King/Orange Bowl Invitational (Coral Gables, Fla.)

1988-89

Record: 21-8 (11-1 H, 7-7 A, 3-0 N)

Head Coach: Ferne Labati

Date	W/L	Opponent	Score
N25	W	vs. SW Missouri State*	90-71
N26	W	vs. Florida State*	96-85
D2	L	at Houston#	(OT) 81-76
D3	W	vs. Northwestern St.(La)#	92-89
D6	W	at Bethune Cookman	77-65
D11	W	FLORIDA STATE	88-79
D19	W	FLORIDA A&M	103-64
D29	W	OKLAHOMA\$	69-66
D30	L	SYRACUSE\$	78-62
J4	L	at Purdue	79-65
J8	W	at Detroit	74-61
J9	W	at Toledo	66-52
J11	W	at Louisville	59-58

J14	W	SOUTH FLORIDA	77-74
J16	L	at Florida	75-61
J21	W	at Florida A&M	73-66
J24	W	FLORIDA%	75-67
J28	L	at Rutgers	97-64
J31	W	FLA INTERNATIONAL	83-76
F2	W	at Mercer	75-47
F4	L	at Auburn	73-44
F6	W	BARRY	85-36
F11	W	CENTRAL FLORIDA	94-69
F13	W	STETSON	69-63
F18	W	FLORIDA ATLANTIC	94-77
F22	W	BETHUNE COOKMAN	72-55
F24	W	at Fla International	100-85
M4	L	at South Florida	85-82
M15	L	at Oklahoma State!	93-69

* - Lady Sunshine Tournament (Tallahassee, Fla.)

Lady Cougar Classic (Houston, Texas)

\$ Burger King/Pepsi Classic (Coral Gables, Fla.)

% at Miami Arena (Miami, Fla.)

! NCAA Tournament 1st Round (Stillwater, Okla.)

1989-90

Record: 25-6 (13-1 H, 8-1 A, 4-4 N)

Head Coach: Ferne Labati

Date	W/L	Opponent	Score
N29	W	FLORIDA	76-61
D1	W	NIAGARA\$	88-52
D2	W	ARIZONA\$	85-65
D6	W	at Florida A&M	77-70
D8	W	vs. Temple%	79-73
D9	L	vs. Kentucky%	80-71
D16	W	ILLINOIS-CHICAGO	70-41
D27	W	CLEVELAND STATE*	81-53
D28	W	MICHIGAN*	72-64
D29	L	WASHINGTON*	85-68
J3	W	vs. Dist. of Columbia@	79-47
J4	W	vs. James Madison@	72-53
J5	L	vs. Stephen F. Austin@	69-62
J9	W	at Massachusetts	76-58
J11	W	at Boston University	87-69

J13	W	at Stetson	88-69
J16	W	at Florida	85-73
J18	W	at South Florida	89-72
J22	W	FLORIDA A&M	90-56
J25	W	at Bethune Cookman	76-26
F1	W	FLA INTERNATIONAL	71-64
F5	W	BETHUNE COOKMAN	76-43
F9	W	MISSOURI-KC	70-58
F10	W	CENTRAL FLORIDA	96-74
F17	L	at Florida State	95-66
F19	W	MERCER	84-62
F23	W	at Fla International	94-76
M3	W	SOUTH FLORIDA	72-59
M22	W	vs. Illinois State#	85-83
M23	L	vs. Kentucky#	80-68
M24	L	vs. UNC-Charlotte#	82-80

\$ Hurricane Tip-Off Classic (Coral Gables, Fla.)

% Felpausch/MSU Holiday Classic

(East Lansing, Mich.)

* Burger King Classic (Coral Gables, Fla.)

@ FIU Sun and Fun Classic (Miami, Fla.)

National Women's Invitational Tournament (Amarillo, Texas)

1990-91

Record: 20-10 (9-6 H, 5-4 A, 6-0 N)

NSWAC: 9-3 (Tournament Champions)

Head Coach: Ferne Labati

Date	W/L	Opponent	Score
N23	W	at Western Michigan	94-72
N25	L	at Purdue	86-56
D4	W	at Georgia State*	85-60
D8	L	RUTGERS	67-57
D14	W	TEXAS SOUTHERN	73-65
D15	L	TOLEDO	59-58
D19	L	FLORIDA STATE	76-62
D27	W	SYRACUSE#	68-53
D28	L	KANSAS#	76-48
D29	L	MICHIGAN STATE#	79-73
J2	W	vs. Oklahoma State%	74-71
J3	W	vs. Mississippi%	66-64



J4	W	vs. Murray State%	82-60
J9	L	at Missouri-KC	53-44
J12	W	STETSON*	112-74
J17	L	at Florida A&M*	73-65
J19	W	at Georgia Southern*	86-79
J24	W	GEORGIA STATE*	68-49
J26	L	MERCER* (OT)	86-83
J31	W	GEORGIA SOUTHERN*	89-66
F2	W	FLORIDA A&M*	78-71
F5	W	at Fla International*	74-64
F9	W	HOWARD	78-58
F14	L	at Mercer*	80-71
F16	W	PORTLAND STATE	84-63
F20	W	at Stetson*	77-63
M2	W	FLA INTERNATIONAL*	79-54
M7	W	vs. Stetson!	98-77
M8	W	vs. Fla International!	75-55
M9	W	vs. Florida A&M!	73-44

! New South Women's Athletic Conference

Tournament

Pepsi/Church's Holiday Classic
(Coral Gables, Fla.)

% Florida International Sun and Fun Classic
(Miami, Fla.)

* New South Women's Athletic Conference game

1991-92

Record: 30-2 (17-0 H, 11-1 A, 2-1 N)

BIG EAST: 18-0 (Regular Season and Tournament Champions)

Head Coach: Ferne Labati

Date	W/L	Opponent	Score
N23	L	at Florida State (OT)	71-69
D1	W	FLORIDA	95-75
D8	W	at Rutgers	72-53
D13	W	TEXAS SOUTHERN	85-48

D19	W	No. 10 PURDUE	65-63
D22	W	HARVARD	87-62
D28	W	Cleveland State#	91-59
D29	W	Fla International#	78-53
D30	W	Georgia Tech#	78-63
J3	W	at Boston College*	78-59
J5	W	at Seton Hall*	76-54
J8	W	GEORGETOWN*	89-51
J11	W	at Pittsburgh*	73-54
J13	W	at Providence*	87-83
J17	W	No. 22 CONNECTICUT*	70-66
J21	W	SYRACUSE*	74-52
J23	W	at St. John's*	58-57
J26	W	at Villanova*	75-50
F1	W	BOSTON COLLEGE*	79-60
F5	W	SETON HALL*	68-46
F8	W	at Georgetown*	83-76
F11	W	PITTSBURGH*	79-64
F16	W	PROVIDENCE*	95-69
F21	W	at Connecticut*	75-59
F23	W	at Syracuse*	79-66
F26	W	ST. JOHN'S*	85-63
M1	W	VILLANOVA*	84-67
M7	W	vs. Seton Hall&	76-62
M8	W	vs. Providence&	82-70
M9	W	at Connecticut&	56-47
M21	W	NORTH CAROLINA^	86-72
M26	L	vs. Vanderbilt^^	77-67

Pepsi/Church's Holiday Classic
(Coral Gables, Fla.)

* BIG EAST Conference game

& BIG EAST Conference Tournament (Storrs, Conn.)

^ NCAA Tournament 2nd Round (Coral Gables, Fla.)

^^ NCAA East Regional Semifinal

(Charlottesville, Va.)

1992-93

Record: 24-7 (13-3 H, 8-4 A, 2-0 N)

BIG EAST: 15-3 (Regular Season and Tournament Champions)

Head Coach: Ferne Labati

Date	W/L	Opponent	Score
D6	W	FLORIDA ATLANTIC	94-37
D13	W	at Fla International	80-58
D18	W	TEXAS SOUTHERN	98-41
D19	L	FLORIDA STATE	64-61
D28	W	BUCKNELL!	74-54
D29	W	APPALACHIAN STATE!	80-63
D30	L	TEXAS TECH! (OT)	75-74
J3	L	at Seton Hall*	73-59
J5	W	at Providence*	64-52
J9	W	GEORGETOWN*	62-55
J15	W	at Connecticut*	69-66
J17	W	at Syracuse*	65-53
J21	W	VILLANOVA*	64-53
J24	L	ST. JOHN'S*	65-59
J29	W	at Pittsburgh*	55-50
J31	W	at Boston College*	80-67
F3	W	SYRACUSE*	60-40
F6	W	PROVIDENCE*	85-65
F9	L	at Georgetown* (3OT)	90-88
F11	L	at Maryland	67-57
F14	W	CONNECTICUT*	69-51
F16	W	BOSTON COLLEGE*	84-55
F20	W	at Villanova*	57-52
F22	W	at St. John's*	84-68
F27	W	SETON HALL*	72-60
M1	W	PITTSBURGH*	77-65
M6	W	vs St. John's#	84-61
M7	W	vs Villanova#	67-49
M8	W	at Providence#	76-55
M17	W	ST. PETER'S^	61-44
M20	L	at Western Kentucky^^	78-63

! Church's Holiday Classic (Coral Gables, Fla.)

* BIG EAST Conference game

BIG EAST Tournament (Providence, R.I.)

^ NCAA Tournament 1st Round (Coral Gables, Fla.)

^^ NCAA Tournament 2nd Round

(Bowling Green, Ky.)

1993-94

Record: 10-17 (7-5 H, 2-8 A, 1-4 N)

BIG EAST: 7-11 (6th)

Head Coach: Ferne Labati

Date	W/L	Opponent	Score
N27	L	vs. Wake Forest!	74-65
N28	L	vs. South Carolina!	71-68
D3	W	vs. Dayton%	67-53
D4	L	vs. Rhode Island%	56-54
D11	W	GEORGETOWN*	67-59
D18	W	VALPARAISO	77-59
D28	W	FLORIDA ATLANTIC+	90-69
D30	L	FLA INTERNATIONAL+	75-56
J3	L	at Providence*	78-62
J6	W	VILLANOVA*	64-40
J9	L	at Pittsburgh*	71-66
J13	L	at Seton Hall*	93-50
J15	W	at St. John's* (OT)	80-72
J19	W	SYRACUSE* (2 OT)	62-59
J23	L	at Connecticut*	87-46

J25	L	at Boston College*	80-71
J27	L	at Florida	59-50
J30	L	ST. JOHN'S*	68-67
F2	L	PITTSBURGH*	59-53
F6	W	at Villanova*	64-60
F10	L	SETON HALL*	82-46
F13	L	CONNECTICUT*	60-48
F17	L	at Georgetown*	81-60
F20	L	at Syracuse*	58-41
F23	W	PROVIDENCE*	65-63
F26	W	BOSTON COLLEGE*	75-72
M5	L	vs. Pittsburgh#	70-60

! Old Dominion/Dial Classic (Norfolk, Va.)

% Florida State/Dial Classic (Tallahassee, Fla.)

* BIG EAST Conference game

+ Church's Holiday Classic (Coral Gables, Fla.)

BIG EAST Conference Tournament (Storrs, Conn.)

1994-95

Record: 11-16 (6-7 H, 5-7 A, 0-2 N)

BIG EAST: 8-10 (6th)

Head Coach: Ferne Labati

Date	W/L	Opponent	Score
N27	W	FAIRFIELD	81-71
N29	W	at Florida Atlantic	90-81
D2	L	vs. Florida^	84-63
D3	L	vs. South Florida^	74-65
D6	L	at Fla International	77-62
D17	W	LIU-BROOKLYN	74-59
D22	L	at Seton Hall*	72-44
D28	L	GRAMBLING ST.!	98-75
D29	L	AUBURN!	73-43
J2	W	BOSTON COLLEGE*	80-45
J4	L	at Villanova*	64-51
J7	L	at Pittsburgh*	73-61
J11	W	at Georgetown*	72-66
J14	L	ST. JOHN'S*	73-63
J18	W	at Syracuse*	65-54
J21	W	PROVIDENCE*	80-78
J24	L	#1 CONNECTICUT*	92-51
J28	W	at Boston College*	73-67
F1	W	PITTSBURGH*	54-50
F5	L	VILLANOVA*	72-59
F9	L	at #1 Connecticut*	85-48
F11	W	at St. John's*	60-56
F15	L	GEORGETOWN*	65-63
F18	W	SYRACUSE*	67-65
F21	L	SETON HALL*	82-65
F25	L	at Providence*	76-72
M4	L	at Seton Hall\$	66-50

^ Florida Four Challenge (Tallahassee, Fla.)

* BIG EAST Conference game

! Church's Chicken Holiday Classic
(Coral Gables, Fla.)

\$ BIG EAST Conference Tournament
(South Orange, N.J.)



1995-96**Record:** 14-13 (10-6 H, 4-6 A, 0-1 N)**BIG EAST:** 9-9 (T-1st)**Head Coach:** Ferne Labati

Date	W/L	Opponent	Score
N24	W	MANHATTAN%	74-66
N28	L	at Houston	80-72
D1	W	SOUTH FLORIDA^	73-68
D2	L	FLORIDA^	71-70
D16	W	FLA INTERNATIONAL	77-62
D20	W	SO. ILLINOIS	70-61
D22	W	at Pittsburgh*	72-44
D28	L	DETROIT MERCY!	78-77
D30	W	FLORIDA ATLANTIC!	93-54
J4	L	at Providence*	81-60
J7	L	VILLANOVA*	59-53
J10	L	CONNECTICUT*	79-52
J13	L	at Seton Hall*	69-62
J17	W	RUTGERS*	58-45
J20	L	at Syracuse*	69-60
J22	W	at Boston College*	60-59
J25	W	WEST VIRGINIA*	77-58
J27	L	NOTRE DAME*	67-50
J31	W	PROVIDENCE*	74-73
F3	W	at St. John's*	62-54
F8	W	at West Virginia*	88-69
F10	W	at Villanova*	51-47
F14	L	GEORGETOWN*	71-69
F17	W	SYRACUSE*	84-60
F20	L	Notre Dame*	86-70
F27	W	SETON HALL*	67-60
M2	L	vs. Pittsburgh\$	52-49

% at Miami Arena

^ Florida Four Challenge (Coral Gables, Fla.)

* BIG EAST Conference game

! Church's Chicken Holiday Classic

(Coral Gables, Fla.)

\$ BIG EAST Conference Tournament (Storrs, Conn.)

1996-97**Record:** 15-14 (8-5 H, 5-8 A, 2-1 N)**BIG EAST:** 8-10 (T-2nd BE 7)**Head Coach:** Ferne Labati

Date	W/L	Opponent	Score
N22	L	vs. Florida#	65-58
N23	W	at South Florida#	58-30
N26	W	FLORIDA ATLANTIC	74-53
D1	L	at Old Dominion	94-55
D4	L	at St. John's*	61-44
D8	L	RUTGERS*	57-44
D14	W	at Fla International	55-49
D19	W	ORAL ROBERTS	69-49
D27	W	BUTLER!	70-55
D29	L	ALABAMA!	73-43
J2	L	BOSTON COLLEGE*	66-48
J6	L	at Pittsburgh*	64-59
J9	L	CONNECTICUT*	69-51
J12	W	at Providence*	60-56
J15	L	Georgetown*	62-55
J19	W	SETON HALL*	79-67
J22	L	at West Virginia*	75-70
J25	W	ST. JOHN'S*	71-48
J29	L	NOTRE DAME*	72-71
F2	W	VILLANOVA*	71-56

F5	W	at Rutgers*	49-41
F12	W	PITTSBURGH*	89-61
F16	L	at Connecticut*	86-59
F19	L	at Boston College*	67-55
F22	W	at Syracuse*	64-53
F25	W	GEORGETOWN*	62-58
M1	W	vs. Pittsburgh&	64-50
M2	W	vs. Boston College&	63-48
M3	L	at Connecticut&	98-71

Dial Classic (Tampa, Fla.)

* BIG EAST Conference game

! UM Holiday Classic (Coral Gables, Fla.)

& BIG EAST Conference Tournament (Storrs, Conn.)

1997-98**Record:** 19-10 (12-1 H, 5-8 A, 2-1 N)**BIG EAST:** 13-5 (2nd BE 7)**Head Coach:** Ferne Labati

Date	W/L	Opponent	Score
N216	W	FAIRFIELD	87-66
N20	W	South Florida!	55-52
N21	L	at Florida!	70-51
N25	W	at Florida Atlantic	105-84
D6	W	PROVIDENCE*	97-70
D14	L	FLA INTERNATIONAL	81-60
D20	L	at Oklahoma	67-62
D27	W	DELAWARE STATE#	105-62
D28	W	MAINE#	91-78
D31	W	WEST VIRGINIA* (OT)	74-72
J3	W	at Seton Hall*	70-66
J6	L	at Syracuse*	87-75
J8	L	at Notre Dame*	75-47
J10	W	BOSTON COLLEGE*	85-79
J14	L	at Villanova* (OT)	68-67
J17	W	ST. JOHN'S*	72-60
J24	W	PITTSBURGH*	72-55
J28	L	at Rutgers*	77-65
J31	W	at Georgetown*	81-74
F3	W	NOTRE DAME*	77-76

F7	W	SYRACUSE*	58-56
F10	W	at Providence*	90-79
F13	L	at Connecticut*	80-60
F18	W	SETON HALL*	73-66
F21	W	VILLANOVA*	67-64
F24	W	at West Virginia*	90-69
M1	W	vs. Georgetown&	81-66
M2	L	at Rutgers&	81-62
M14	L	vs. Clemson%	60-49

! Dial Classic/Florida Four Challenge (Gainesville, Fla.)

* BIG EAST Conference game

UM Holiday Classic (Coral Gables, Fla.)

& BIG EAST Conference Tournament

(Piscataway, N.J.)

% NCAA Tournament 1st Round (Ruston, La.)

1998-99**Record:** 15-14 (10-4 H, 4-10 A, 1-0 N)**BIG EAST:** 9-9 (T-6th)**Head Coach:** Ferne Labati

Date	W/L	Opponent	Score
N18	W	at Fla International	67-65
N22	L	at Tulane	63-56
N24	L	at Florida	85-69
D1	W	COPPIN STATE	97-68
D5	W	BOSTON COLLEGE*	65-57
D8	W	SYRACUSE*	68-52
D12	W	HAMPTON	84-52
D16	W	FLORIDA ATLANTIC	91-57
D19	W	OKLAHOMA	62-60
D30	L	at St. John's* (OT)	76-72
J2	W	PITTSBURGH*	75-60
J5	L	at Rutgers*	68-54
J7	L	WESTERN KENTUCKY	75-61
J10	L	at Pittsburgh*	63-61
J13	W	PROVIDENCE*	85-63
J16	W	No. 21 Boston College*	66-53
J20	L	at Connecticut*	89-55
J23	L	at Villanova*	56-54
J26	L	GEORGETOWN*	69-51
F3	W	WEST VIRGINIA*	98-73
F6	L	CONNECTICUT*	88-66
F10	L	RUTGERS*	66-57
F13	W	at Georgetown*	81-62
F17	W	at Seton Hall*	66-52
F20	W	ST. JOHN'S*	83-51
F23	L	at Notre Dame*	89-62
F27	W	vs West Virginia&	86-69
F28	L	at Rutgers&	79-53
M12	L	at Rice%	65-58

* BIG EAST Conference game

& BIG EAST Conference Tournament

(Piscataway, N.J.)

% WNIT 1st Round (Houston, Texas)

1999-00**Record:** 14-15 (9-7 H, 4-6 A, 1-2 N)**BIG EAST:** 7-9 (T-6th)**Head Coach:** Ferne Labati

Date	W/L	Opponent	Score
N21	W	FURMAN	88-46
N24	W	EASTERN KENTUCKY	83-66
N28	L	TULANE	75-66
D1	L	FLORIDA	85-77
D4	W	FLA INTERNATIONAL	76-61
D11	W	Florida Atlantic	89-73
D19	L	NC State#	80-60
D28	W	BROWN@	79-62
D29	L	SMU@	76-55
J2	W	TEMPLE	64-44
J5	L	Rutgers*	65-45
J8	W	St. John's*	68-47
J11	L	Western Kentucky	75-68
J15	W	SETON HALL*	64-60
J19	L	GEORGETOWN*	63-61
J22	L	NOTRE DAME*	76-54
J26	L	Villanova*	44-34
J29	L	CONNECTICUT*	84-36
F2	L	BOSTON COLLEGE*	66-55
F5	W	West Virginia*	70-50

F8	L	Connecticut*	93-46
F12	W	Providence*	71-66
F15	W	WEST VIRGINIA*	77-55
F19	L	Georgetown*	66-61
F22	L	Notre Dame*	83-68
F26	W	SYRACUSE*	66-64
F29	W	PITTSBURGH*	80-60
M4	W	Seton Hall&	69-42
M5	L	Notre Dame&	67-52

* BIG EAST Conference game

Orange Bowl Classic (Miami, Fla.)

@ Hurricane Holiday Classic (Coral Gables, Fla.)

& BIG EAST Conference Tournament (Storrs, Conn.)

2000-01**Record:** 13-15 (11-6 H, 2-8 A, 0-1 N)**BIG EAST:** 6-10 (T-8th)**Head Coach:** Ferne Labati

Date	W/L	Opponent	Score
N20	W	FLORIDA ATLANTIC	87-50
N24	L	at Northwestern	56-48
D2	W	ST. BONAVENTURE	71-51
D5	L	CONNECTICUT*	77-53
D9	L	at Fla International	78-48
D16	W	SOUTH FLORIDA	73-51
D19	W	KENTUCKY	74-59
D22	L	FAIRFIELD	67-55
D28	W	NEW HAMPSHIRE@	70-61
D29	W	WESTERN MICHIGAN@	64-51
J2	W	RADFORD	83-48
J7	L	at Virginia Tech*	64-51
J10	W	at Boston College*	65-59
J13	W	at St. John's*	67-51
J17	L	PROVIDENCE*	77-60
J21	L	WESTERN KENTUCKY (OT)	82-75
J23	L	at Connecticut*	81-45
J27	L	RUTGERS*	39-37
J30	L	at Pittsburgh*	84-74
F3	W	GEORGETOWN*	52-46
F7	W	WEST VIRGINIA*	84-68
F10	L	at Seton Hall*	69-61
F14	W	ST. JOHN'S*	80-43
F17	W	PITTSBURGH*	96-69
F20	L	at Notre Dame*	81-54
F24	L	at Syracuse*	62-61
F27	L	VILLANOVA*	60-59
M3	L	vs Boston College\$	62-49

* BIG EAST Conference game

@ Hurricane Holiday Classic (Coral Gables, Fla.)

& BIG EAST Conference Tournament (Storrs, Conn.)

2001-02**Record:** 19-12 (12-3 H, 5-8 A, 2-1 N)**BIG EAST:** 10-6 (5th)**Head Coach:** Ferne Labati

Date	W/L	Opponent	Score
N18	W	IONA	71-52
N21	W	NORTHWESTERN	86-69
N23	W	IUPUI	72-58
N27	L	at South Florida	76-68
D1	L	at Kentucky	60-57
D4	W	WEST VIRGINIA*	69-53
D9	W	vs No. 17 Texas!	57-55
D15	W	at Florida Atlantic	92-77

D27	W	LEHIGH@	76-49
D28	W	YALE@	75-46
D30	L	MINNESOTA	80-65
J2	L	NOTRE DAME*	69-65
J5	W	at Rutgers*	67-53
J8	L	at West Virginia*	57-52
J12	L	at No. 1 Connecticut*	96-50
J16	W	SYRACUSE* (OT)	75-71
J19	W	SETON HALL*	56-54
J23	W	at St. John's	68-51
J26	W	RUTGERS*	65-55
J29	L	at Villanova*	80-52
F2	W	PITTSBURGH*	77-61
F5	L	at Virginia Tech*	72-60
F13	W	at Georgetown*	64-56
F16	L	FLA INTERNATIONAL	71-65
F20	W	No. 24 VIRGINIA TECH*	55-53
F23	L	at Providence*	69-64
F26	W	No. 18 BOSTON COLLEGE*	60-57
M2	W	vs Georgetown\$	69-52
M3	L	vs Villanova\$	68-49
M13	W	vs Georgia Tech#	73-64
M16	L	vs Houston^	83-76

* BIG EAST Conference game
 ! Orange Bowl Fab Four Classic (Miami, Fla.)
 @ Hurricane Holiday Classic (Coral Gables, Fla.)
 & BIG EAST Conference Tournament
 (Piscataway, N.J.)
 # WNIT 1st Round (Atlanta, Ga.)
 ^ WNIT 2nd Round (Houston, Texas)

2002-03

Record: 18-11 (11-4 H, 5-7 A, 2-2 N)
BIG EAST: 8-8 (7th)
Head Coach: Ferne Labati

Date	W/L	Opponent	Score
N22	W	SOUTH FLORIDA	60-49
N25	W	MORRIS BROWN	111-44
N29	W	vs Quinnipiac!	87-56
N30	L	at UW-Green Bay!	83-72
D2	L	at Florida	76-67
D14	L	at Fla International	81-70
D16	W	FLORIDA ATLANTIC	86-61
D19	W	TEXAS A&M	84-58
D21	W	EASTERN MICHIGAN	85-66
D28	W	WILLIAM & MARY@	85-57
D29	W	MARYLAND@	97-66
J4	W	at Georgetown*	60-57
J8	W	at Syracuse*	85-68
J11	W	at No. 16 Notre Dame*	80-70
J15	L	No. 24 BOSTON COLLEGE*	79-61
J22	W	at Pittsburgh*	79-76
J25	L	SYRACUSE*	62-59
J28	W	VIRGINIA TECH* (OT)	67-66
F1	L	No. 20 VILLANOVA*	61-55
F4	L	at Rutgers*	65-56
F8	W	ST. JOHN'S*	69-54
F15	L	at West Virginia*	100-84
F19	L	No. 1 CONNECTICUT*	81-60
F22	W	PROVIDENCE*	77-64
F26	L	at Seton Hall* (OT)	78-71
M1	L	at No. 23 Boston College*	84-77
M4	W	GEORGETOWN*	73-71
M8	W	vs Syracuse&	77-64

M9	W	at No. 18 Rutgers&	77-74
M10	L	vs No. 18 Villanova&	65-59
M22	L	vs New Mexico# (OT)	91-85

* BIG EAST Conference game
 ! Wisconsin-Green Bay Tournament (Green Bay, Wis.)
 @ Hurricane Holiday Classic (Coral Gables, Fla.)
 & BIG EAST Conference Tournament (Piscataway, N.J.)
 # NCAA 1st Round (Albuquerque, N.M.)

Beginning Jan. 15, all home games played in Convocation Center.

2003-04

Record: 22-7 (12-2 H, 7-3 A, 3-2 N)
BIG EAST: 11-5 (4th)
Head Coach: Ferne Labati

Date	W/L	Opponent	Score
N22	W	at Morehead State!	93-54
N23	W	vs Eastern Kentucky!	90-81
N25	W	at South Florida	62-55
N28	W	vs Weber State\$	82-60
N29	W	vs Bradley\$	70-52
D2	W	FLA INTERNATIONAL	78-58
D12	W	FLORIDA	80-75
D16	W	DARTMOUTH	74-53
D21	W	RICHMOND	80-73
D28	W	TOLEDO@	68-57
D29	W	No. 24 VANDERBILT@	79-57
J3	W	at St. John's*	79-60
J7	L	at Villanova*	58-55
J10	W	at No. 20 Boston College*	70-66
J14	W	GEORGETOWN* (OT)	57-55
J17	W	PITTSBURGH*	77-68
J20	W	at Providence*	86-67
J28	L	NOTRE DAME*	59-50
J31	L	RUTGERS*	76-69
F8	L	at No. 4 Connecticut*	83-65
F10	W	ST. JOHN'S*	85-74
F14	W	at No. 21 Virginia Tech*	65-56
F18	W	at Syracuse*	85-65
F21	W	SETON HALL*	81-43
F25	L	at Notre Dame*	93-58
F28	W	WEST VIRGINIA*	82-74
M2	W	PROVIDENCE*	81-62
M7	L	vs Boston College&	65-53
M21	L	vs Maryland#	86-85

* BIG EAST Conference game
 ! Morehead State Tournament (Morehead, Ky.)
 \$ Saint Mary's Thanksgiving Classic (Moraga, Calif.)
 @ Hurricane Holiday Classic (Coral Gables, Fla.)
 & BIG EAST Conference Tournament (Hartford, Conn.)
 # NCAA 1st Round (Baton Rouge, La.)

2004-05

Record: 13-16 (9-5 H, 2-9 A, 2-2 N)
Atlantic Coast: 4-10 (T-8th)
Head Coach: Ferne Labati

Date	W/L	Opponent	Score
N19	W	GARNER WEBB#	65-47
N21	W	TCU	68-57
N23	L	at Hartford	63-53
N26	L	vs. Oregon!	79-73
N27	W	vs. Md Eastern Shore!	88-64
N30	L	at George Mason	60-35
D4	L	at Fla International	67-62
D6	L	at No. 12 Texas Tech	109-49
D13	W	UCF	69-50
D20	W	MONTANA	55-49
D28	W	FAIRFIELD\$	84-70
D29	W	LOYOLA MARYMOUNT	78-67
J2	W	COPPIN STATE	93-83
J9	L	at Florida State*	65-56
J13	L	WAKE FOREST*	78-63
J17	L	at No. 8 North Carolina*	83-52
J20	L	at NC State*	73-59
J23	L	GEORGIA TECH*	62-46
J27	W	No. 21 FLORIDA STATE*	62-57
J31	W	at Clemson*	83-69
F3	L	No. 3 DUKE*	72-63
F6	W	VIRGINIA TECH*	78-67
F10	W	at Virginia*	66-60
F14	L	No. 21 NC STATE*	71-68
F17	L	No. 20 MARYLAND*	70-65
F24	L	at No. 2 Duke*	95-61
F27	L	at Virginia Tech*	90-45
M4	W	vs. Georgia Tech%	60-58
M5	L	vs. North Carolina%	64-57

* Atlantic Coast Conference game
 % ACC Tournament (Greensboro, N.C.)
 # The Miami Jam (Coral Gables, Fla.)
 ! LIU Turkey Classic (Brooklyn, N.Y.)
 \$ UM Holiday Classic (Coral Gables, Fla.)

2005-06

Record: 17-13 (13-5 H, 4-6 A, 0-2 N)
Atlantic Coast: 6-8 (6th)
Head Coach: Katie Meier

Date	W/L	Opponent	Score
N18	W	SAMFORD	72-51
N25	W	BRADLEY#	73-61
N26	W	OAKLAND#	78-65
N30	L	GEORGE MASON	68-61
D2	W	FAIRLEIGH DICKINSON	100-62
D3	W	SIENA	76-47
D6	W	FLA INTERNATIONAL	75-63
D10	W	HARTFORD	82-62
D16	L	at Montana	83-74
D20	W	at UCF	82-72
D28	W	NORTH CAROLINA A&T	104-65
D29	W	No. 25 MISSISSIPPI\$	79-70
J5	W	at Georgia Tech*	75-63
J9	L	No. 4 NORTH CAROLINA*	90-57
J12	W	at Clemson*	74-52
J15	L	vs. No. 13 Georgia%	74-59
J19	W	No. 21 BOSTON COLLEGE*	82-68
J22	L	VIRGINIA*	77-65
J26	L	at NC State*	83-77

J29	W	No. 25 VIRGINIA TECH*	77-62
F1	L	at No. 6 Maryland*	88-77
F5	W	at Wake Forest*	79-71
F9	L	FLORIDA STATE*	79-54
F12	L	at No. 21 Boston College*	79-69
F17	L	at Florida State*	68-61
F19	L	No. 1 DUKE* (2OT)	99-93
F26	W	GEORGIA TECH* (2OT)	90-85
M2	L	vs. Georgia Tech!	79-62
M18	W	FLA INTERNATIONAL+	95-83
M22	L	at Virginia^	83-72

* Atlantic Coast Conference game
 ! ACC Tournament (Greensboro, N.C.)
 # UM Thanksgiving Tournament (Coral Gables, Fla.)
 \$ Hurricane Holiday Classic (Coral Gables, Fla.)
 % ACC/SEC Russell Athletic Shootout (Duluth, Ga.)
 + WNIT First Round (Coral Gables, Fla.)
 ^ WNIT Second Round (Charlottesville, Va.)

2006-07

Record: 11-19 (9-6 H, 2-13 A, 0-1 N)
Atlantic Coast: 2-12 (11th)
Head Coach: Katie Meier

Date	W/L	Opponent	Score
N10	W	GEORGIA STATE	68-60
N13	W	WISCONSIN-MILWAUKEE	78-71
N15	W	at Santa Clara	78-65
N17	L	at St. Mary's	69-68
N19	W	at San Francisco	69-59
N24	W	NICHOLLS STATE#	85-42
N25	W	INDIANA#	79-70
D1	W	JACKSON STATE\$	77-50
D3	L	at Michigan	60-55
D5	L	at Fla International	83-78
D16	W	TEXAS STATE	92-67
D19	L	at Houston	82-73
D21	L	at Ole Miss	82-64
D28	W	COPPIN STATE%	60-54
D29	L	AUBURN%	79-61
J3	L	at No. 3 Duke*	72-42
J7	L	at Florida State*	71-62
J10	L	No. 1 MARYLAND*	111-53
J15	L	at Georgia Tech*	52-37
J18	W	BOSTON COLLEGE*	83-68
J25	L	at Virginia Tech*	78-71
J28	L	CLEMSON*	79-69
F1	L	FLORIDA STATE*	75-68
F4	L	at Virginia*	73-60
F8	W	WAKE FOREST*	77-51
F11	L	at Boston College*	78-65
F15	L	GEORGIA TECH*	66-45
F18	L	at No. 2 North Carolina*	93-70
F24	L	NC STATE*	77-53
M1	L	vs. Georgia Tech^	66-52

* Atlantic Coast Conference game
 # UM Thanksgiving Tournament (Coral Gables, Fla.)
 \$ Played at the Knight Sports Complex
 % UM Holiday Tournament (Coral Gables, Fla.)
 ^ ACC Tournament (Greensboro N.C.)

2007-08**Record:** 9-21 (6-13 H, 2-6 A, 1-1 N)**Atlantic Coast:** 2-12 (12th)**Head Coach:** Katie Meier

Date	W/L	Opponent	Score
N9	W	FLORIDA ATLANTIC	64-45
N13	L	JACKSONVILLE	72-64
N19	L	MICHIGAN	65-50
N23	W	FORDHAM#	57-40
N24	L	BUTLER#	62-59
N28	W	at Wisconsin-Milwaukee(OT)	73-70
D2	W	CENTRAL FLORIDA	64-56
D4	L	FLORIDA INTERNATIONAL	60-58
D8	L	HOUSTON	63-62
D15	L	MISSISSIPPI	65-52
D18	W	vs. Southern Mississippi\$	63-56
D19	L	No. 8 LSU\$	63-52
D29	L	MAINE%	54-53
D30	W	CENTRAL ARKANSAS%	90-57
J2	W	CHARLESTON SOUTHERN	88-56
J5	L	No. 12 DUKE*	84-72
J10	W	at Clemson*	66-61
J13	L	at Georgia Tech*	68-65
J21	L	VIRGINIA	79-68
J24	L	FLORIDA STATE* (OT)	75-70
J31	L	at No. 5 Maryland*	90-50
F3	L	at Boston College*	70-42
F7	W	GEORGIA TECH*	54-52
F11	L	VIRGINIA TECH* (OT)	81-73
F14	L	at NC State*	51-45
F21	L	No. 2 NORTH CAROLINA*	79-61
F24	L	at Wake Forest*	50-45
F28	L	at Florida State*	50-49
M3	L	BOSTON COLLEGE*	63-52
M6	L	vs. Georgia Tech^	76-49

* - Atlantic Coast Conference game

- UM Thanksgiving Tournament (Coral Gables, Fla.)

\$ - Caribbean Classic (Cancun, Mexico)

% - UM Holiday Tournament (Coral Gables, Fla.)

^ - ACC tournament (Greensboro, N.C.)

2009 HURRICANE GIRL'S BASKETBALL CAMP

**Summer will be here before
you know it...
Sign up to train like
the 'Canes!**


**For additional information,
contact the Women's Basketball
Office at:**

**(305) 284-5802
(888) 224-9666**





Welcome to



Key Biscayne