



Red Light Camera Summary Report

Leaders in Service • Agents of Progress • Champions for Safety

Fiscal Year 2016–2017

DECEMBER 29, 2017

Introduction

Section 316.0083(4)(b), Florida Statutes, directs the Department of Highway Safety and Motor Vehicles (department) to provide a summary report on the use and operation of traffic infraction detectors (red light cameras) in Florida. The report “must include a review of information submitted to the department by the counties and municipalities and must describe the enhancement of the traffic safety and enforcement programs.”

Section 316.0083, Florida Statutes, describes the process for violations of traffic infraction detectors. A traffic infraction enforcement officer issues a Notice of Violation (NOV) to the violator within 30 days of the violation. The violator may pay the notice or contest the violation through an appeals process within 60 days. If the violator fails to pay or appeal the notice, a local jurisdiction issues a Uniform Traffic Citation (UTC) to the violator, with a copy to the Clerk of Court for adjudication.

Part 1

Survey Methodology

The department created an online survey to gather information and data from counties and municipalities (jurisdictions) responsible for the administration of red light cameras (RLC) during Fiscal Year (FY) 2016-2017. The 29-question survey included topics such as procedures, NOVs and program size, and covered activity that occurred from July 1, 2016, through June 30, 2017. As there is no statewide oversight of red light camera programs, the department relies on monies remitted to the Department of Revenue (DOR) to identify which jurisdictions potentially operated red light cameras during the reporting period. Similar to the previous FY report, jurisdictions were asked to complete a spreadsheet regarding camera and intersection locations and dates of operation. With this self-reported information, the department independently analyzed crash data related to red light camera intersections throughout the state.

Surveys were distributed to all jurisdictions who responded to previous red light camera surveys, and to those who remitted red light camera monies to the DOR during the reporting period. In addition, the Florida Sheriffs Association, the Florida Police Chiefs Association, the Florida League of Cities and the Florida Association of Counties aided in distributing surveys to their members.

Due to the impacts of Hurricane Irma, the department extended the survey from October 1 until October 27, 2017.

Summary of Survey Responses

In total, 63 jurisdictions remitted monies to the DOR for red light camera penalties during FY 2016-2017 (see supplemental resources section). This report only reflects the jurisdictions that indicated red light cameras were operational during the reporting period (July 1, 2016 – June 30, 2017). A total of 54 jurisdictions are represented in this report including one jurisdiction that submitted a survey indicating that red light cameras were operational during the reporting period but did not remit monies to the DOR (reference Appendix E for a list of the 54 jurisdictions and their responses). Violations are sometimes paid late, which is why some jurisdictions remitted monies after the conclusion of their program, which accounts for the ten jurisdictions not represented.

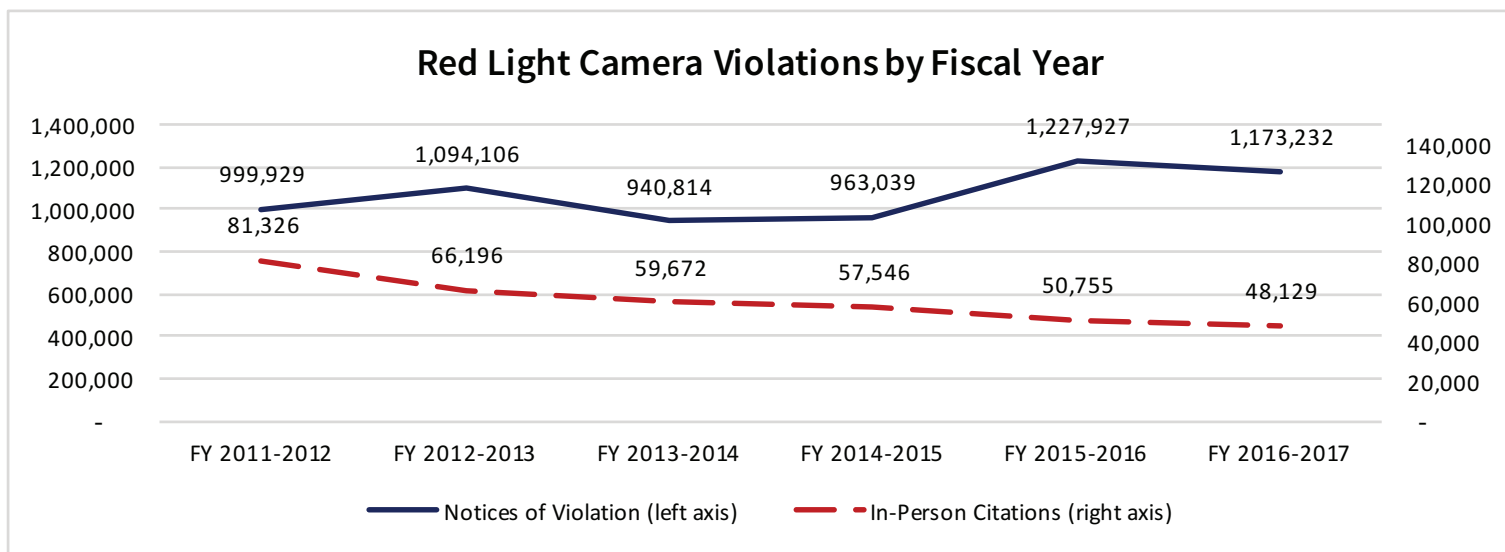
Cameras and Intersections (Data as reported by local jurisdictions in RLC survey)

- 680 RLCs active as of July 1, 2016 (796 as of July 1, 2015)
- 638 RLCs active as of June 30, 2017 (688 as of June 30, 2016)
 - Reduction of 42 cameras
 - 33 jurisdictions with no change in number of RLCs
 - 9 jurisdictions with increase in number of RLCs
 - 12 jurisdictions with decrease in number of RLCs
 - Six jurisdictions reduced number of active RLCs to zero during reporting period (July 1, 2016 – June 30, 2017).
- 439 intersections with active red light camera as of July 1, 2016 (478 as of July 1, 2015)
- 412 intersections with active red light camera as of June 30, 2017 (430 as of June 30, 2016)
 - Reduction of 27 intersections
 - 31 jurisdictions with no change in number of intersections with RLCs
 - 10 jurisdictions with increase in number of intersections with RLCs
 - 13 jurisdictions with decrease in number of intersections with RLCs

• Notices of Violation (Data as reported by local jurisdictions in RLC survey)

- 1,173,232 NOVs issued (*Availability of NOV status varied by jurisdiction. Thus, numbers do not add to total.*)
 - 704,232 paid
 - 8,462 contested and pending
 - 5,381 contested and dismissed
 - 14,852 contested and upheld
- In FY 2016-2017, 96,011 NOVs were issued to repeat RLC violators (150,659 reported in FY 2015-2016 report)

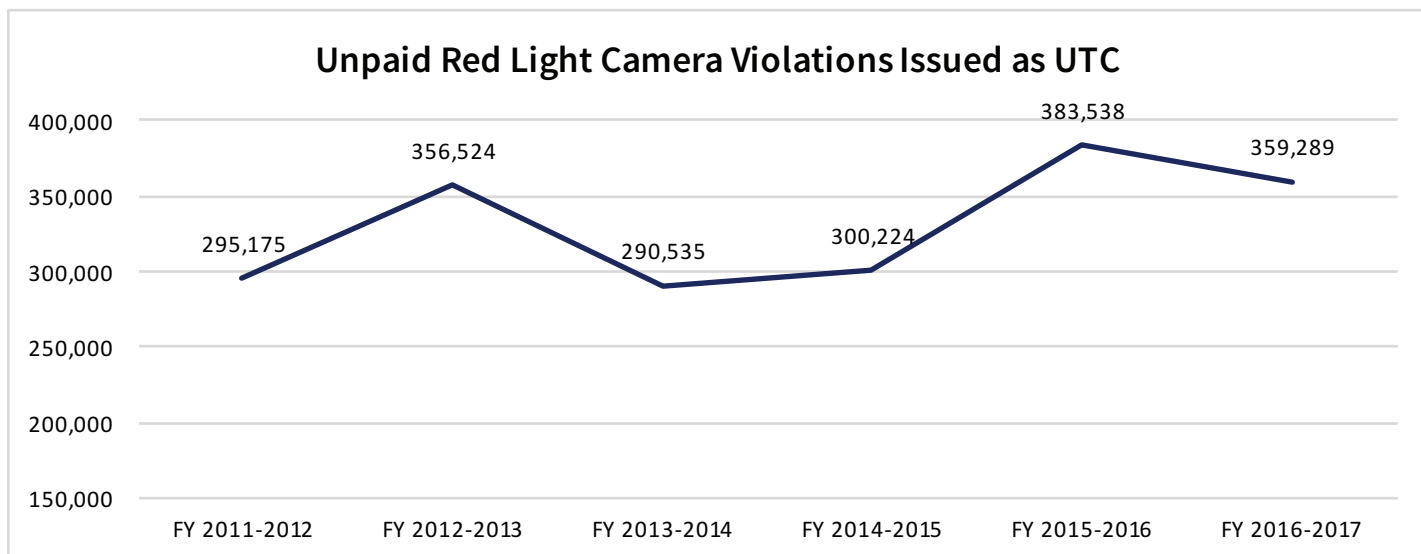
(Figure 1)



NOV data self-reported by jurisdictions. Citation data collected from department database as of November 7, 2017.

Figure 1 shows the number of NOVs issued for red light camera violations over the past six fiscal years (July 1 – June 30). The graph also depicts the number of citations for running a red light issued in-person by law enforcement. The number of NOVs issued for red light camera violations increased to its highest peak during the 2015-2016 fiscal year. The number of in-person citations reached its lowest point during the 2016-2017 fiscal year. Both NOVs and in-person citations fell by five percent during the last fiscal year (2016-2017). As previously stated, the department must rely on self-reported information for the number of NOVs issued each year and more than 400,000 NOVs from FY 2016-2017 have an unknown status. In-person citations issued by law enforcement are submitted by the local jurisdiction through their respective county clerk and those citations are then remitted to the department as required by statute.

(Figure 2)



Citation data collected from department database as of November 7, 2017.

Figure 2 shows the number of unpaid red light camera violations resulting in a UTC. Similar to the number of NOVs issued, the number of UTCs issued fell by more than six percent (6.32%) during FY 2016-2017.

Personnel

Jurisdictions were requested to identify who reviews the camera images before issuing NOVs, who reviews contested NOVs and who ultimately issues UTCs. Personnel categories included law enforcement officer, non-sworn government employee, non-sworn contractor employee (vendor) and other. Figure 3 reflects responses.

(Figure 3)

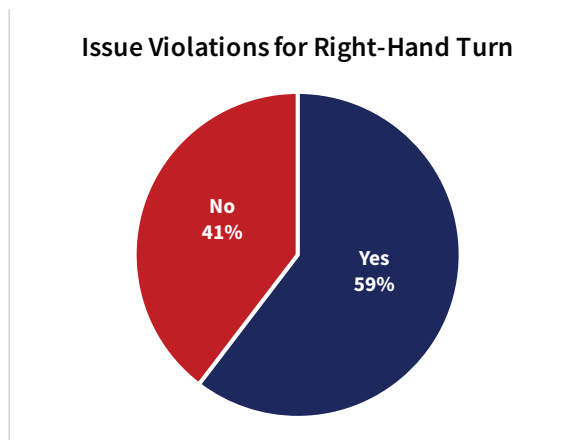
Personnel	Review Camera Images	Review Contested Notices of Violation	Issue Uniform Traffic Citations
Law Enforcement Officer	45	42	44
Non-sworn Government Employee	24	17	18
Non-sworn Contractor Employee (vendor)	5	4	0
Other (see Appendix E)	4	12	5

Note: Jurisdictions could select multiple options for each question so numbers do not sum to the total number of respondents. Data as reported by local jurisdictions in RLC survey.

Right-Hand Turns

Pursuant to section 316.0083, Florida Statutes:

- A NOV and UTC may not be issued for failure to stop at a red light if the driver is making a right-hand turn in a careful and prudent manner at an intersection where right-hand turns are permissible.
- A NOV and UTC may not be issued under this section if the driver of the vehicle came to a complete stop after crossing the stop line and before turning right if permissible at a red light, but failed to stop before crossing over the stop line or other point at which a stop is required.



(Figure 4)

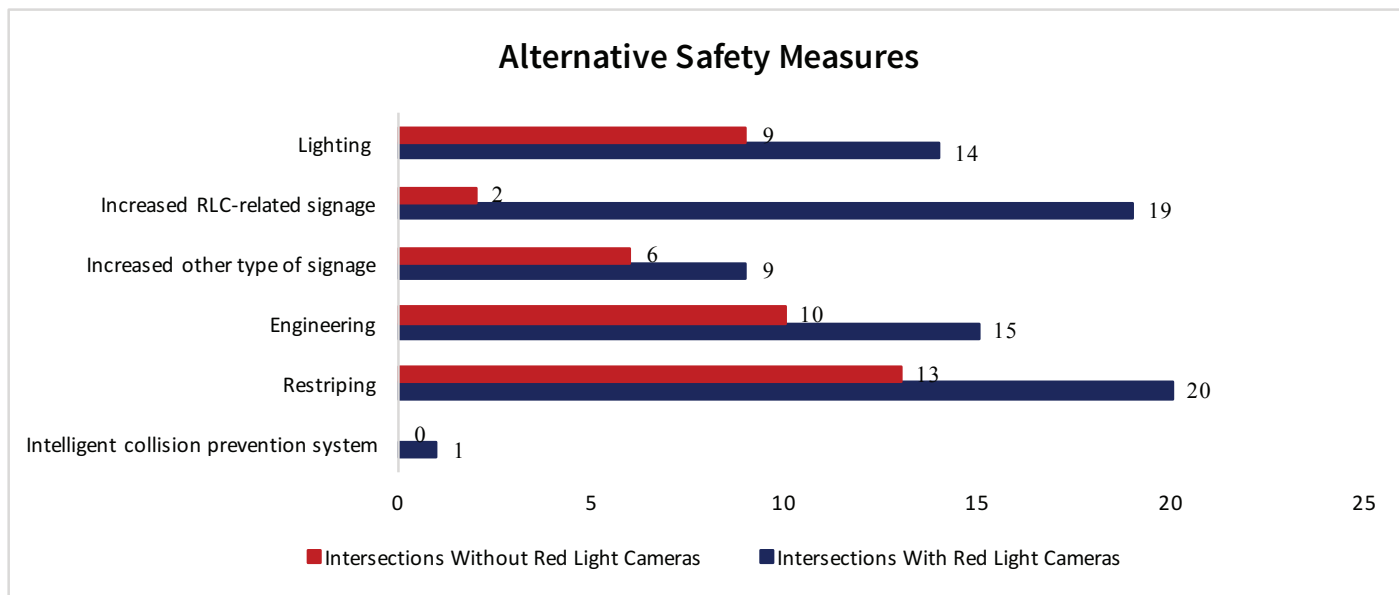
Data as reported by local jurisdictions in RLC survey.

The terms in this section of statute are left to the interpretation of each respective jurisdiction (see Appendix F for right turn definitions provided to the department). For FY 2016-2017, 59 percent (32 of 54) of the responding jurisdictions issued NOVs for persons making right turns on red signals. Eight jurisdictions indicated that they do not track the number of violations issued for right turns on red.

Alternative Safety Measures

The department also requested what other actions jurisdictions had taken to improve safety measures at intersections during the reporting period. More than half (29 of 54) of the jurisdictions indicated they had implemented at least one action. The results of this question are shown below in Figure 5 (see Appendix E for other responses).

(Figure 5)



Data as reported by local jurisdictions in RLC survey.

Other Survey Results (Data as reported by local jurisdictions in RLC survey)

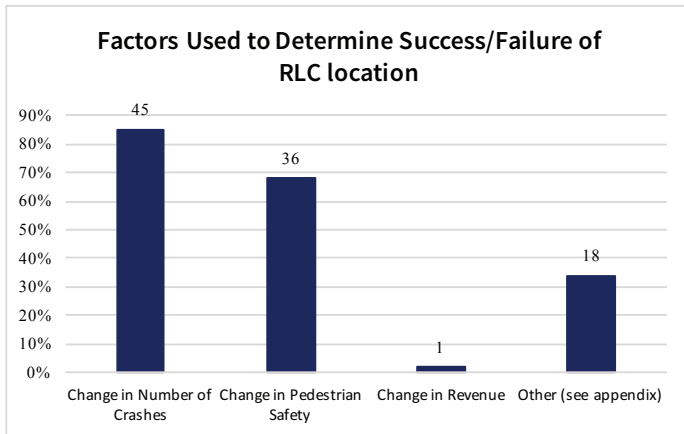
Approximately half of the jurisdictions (28 of 54) reported court cases have impacted their red light camera program. Twelve jurisdictions indicated they have conducted an independent red light camera analysis. Forty five jurisdictions responded they are continuing their program in FY 2017-2018. Forty-one jurisdictions responded they report crashes electronically, four report via paper, and nine submit both. Although some jurisdictions have suspended or terminated their programs, no jurisdictions indicated they moved the location of a red light camera during the reporting period.

(Figure 6)

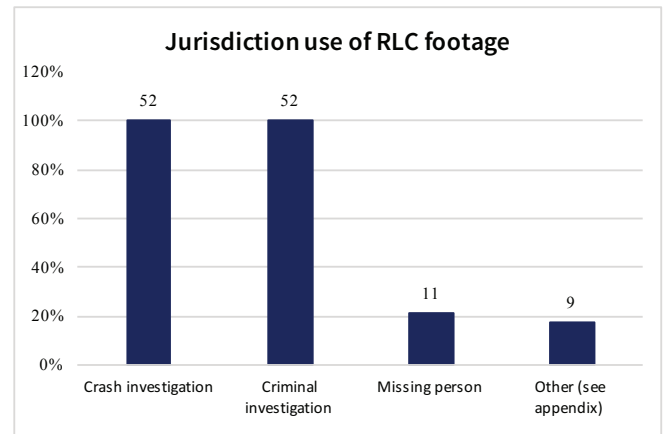
Red Light Camera Vendor	Number of Jurisdictions
American Traffic Solutions (ATS)	41
Redflex	5
Xerox	3
Gatso USA	3
Sensys America	2

Figure 7 shows factors used to determine the success or failure of red light camera locations as reported by jurisdictions. Figure 8 shows other uses of red light camera footage reported by jurisdictions.

(Figure 7)

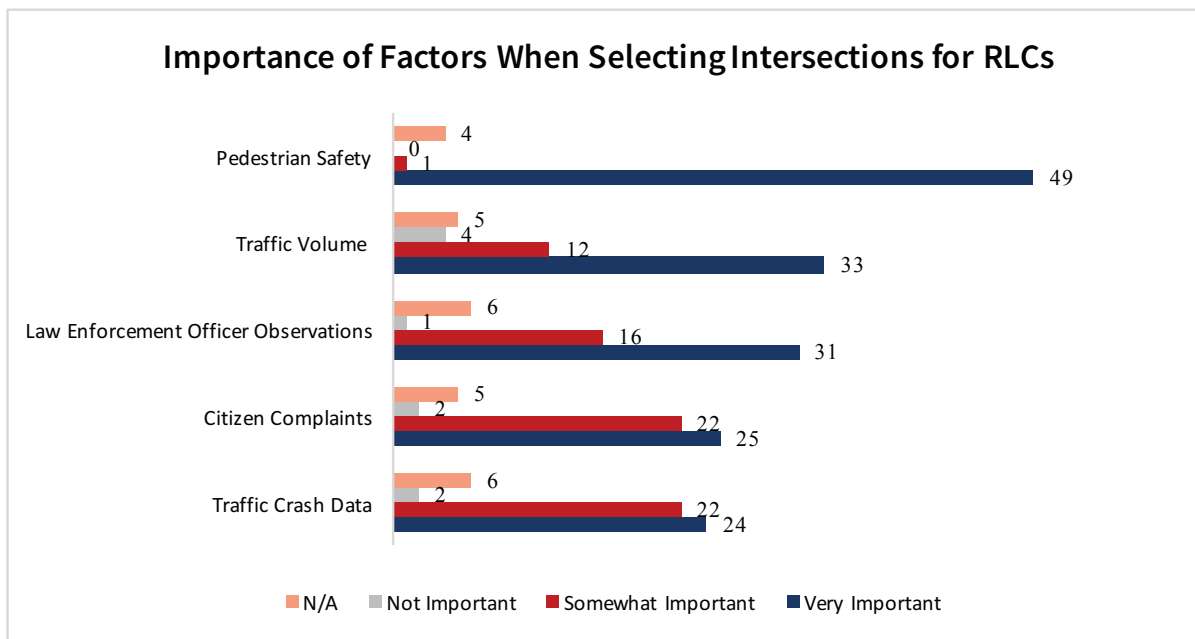


(Figure 8)



Jurisdictions were asked to rank the importance of various factors when selecting intersections to install red light cameras. The results are shown in Figure 9.

(Figure 9)



Data as reported by local jurisdictions in RLC survey.

Part 2 Crash Analysis

Similar to the previous fiscal year report, jurisdictions self-reported the dates of operation and locations of intersections with red light cameras. Intersections were selected to be included in the crash analysis based on their dates of operation, as there have been changes to the reporting of crash data within the last six years. Taking input from jurisdictions who operate red light camera programs, the department refined its methodology to only include crashes that occurred on or after July 1, 2012. Therefore, intersections were only included if the activation date was between January 2013 and April 2017, allowing at least six months before and after the date the camera was activated. Intersections from the City of Miami Springs were not included in the analysis because cameras were turned off and then back on, and the lapsed time was less than six months. Additionally, intersections from the City of Palatka were not included, as the department did not receive location information. In total, 144 intersections were included in the crash analysis from 25 jurisdictions.

Crashes occurring within 250 feet of the center of the intersection were analyzed before and after the installation of camera(s) at each intersection. Figure 10 shows the breakdown of crashes analyzed based on their distance from the center of the intersection.

(Figure 10)

Feet from Intersection	Number of Crashes	Percent of Total	Running Total
0	5,705	48.64%	48.64%
1-50	3,501	29.85%	78.49%
51-100	1,211	10.32%	88.81%
101-150	393	3.35%	92.16%
151-200	638	5.44%	97.60%
201-250	281	2.40%	100.00%
Grand Total	11,729	100.00%	

Measures were taken to exclude crashes that occurred anywhere other than the roadway, such as parking lots. The before and after periods used for analysis were unique to each intersection based on the dates of operation, with an equal number of days within each window. Crashes were broken down by manner of collision (angle or rear-end), injury severity, inclusion of a non-motorist (see Appendix D for definition), and whether the crash report indicated a driver ran a red light.

(Figure 11)

	Before RLC Installed	After RLC Installed	Percent Change
Total Crashes	5,571	6,158	10.54%
Angle Crashes	1,489	1,646	10.54%
Rear-End Crashes	4,082	4,512	10.53%
Crashes Involving Non-Motorists	54	50	-7.41%
Crashes Involving Running a Red Light	213	203	-4.69%
Possible Injury Crashes	1,056	1,144	8.33%
Non-Incapacitating Injury Crashes	438	408	-6.85%
Incapacitating Injury Crashes	153	191	24.68%
Fatal Crashes	6	9	

Data as provided by Signal Four Analytics using intersection location information reported by local jurisdictions.

Figure 11 shows the breakdown of crashes that occurred before and after the activation of red light cameras at intersections included in the analysis. Similar to last year, the department incorporated an algorithm to exclude crashes that occurred outside of the roadway. Reference Appendix A for a more detailed breakdown of crashes by reporting jurisdiction. Appendix B is specific to crashes where the officer indicated a driver ran a red light, and Appendix C is specific to crashes involving non-motorists.

In 2017, the department expanded its partnership with local jurisdictions to improve the completeness and accuracy of crash report data. The crash analysis should be put into context of the overall complexity of the issue at hand, as many factors may contribute to the change in number of crashes outlined in this report.

One such factor is the increase in vehicle miles traveled (VMT). The probability of a crash occurring increases as people drive more, and daily VMT in Florida increased 12.77 percent from calendar years 2012 to 2016 (see supplemental resources). Another factor is the fluctuation in crash reports with accurate location information (latitude and longitude). In order to analyze crashes that occurred at certain intersections, it is necessary to know both the location of the intersection and the location of the crashes. Intersection locations (latitude and longitude) were submitted along with the survey; however, latitude and longitude are not included in every crash report.

Part 3

Recommendations

The following recommendations would allow for more accurate reporting of information that cannot currently be tracked through existing systems.

1. Require jurisdictions to track camera information including location (GPS coordinates) and dates of operation.
2. Require jurisdictions to provide the name of the red light camera administrator, their email address and telephone number at the end of each state fiscal year.
3. To ensure the ability to reconcile NOVs issued with monies remitted and UTC counts, require jurisdictions that end their red light camera operations to maintain all data regarding the program for a minimum of two years.
4. Require jurisdictions to track the issuance of NOVs, including the status of those violations (paid, contested, issued as UTC).
5. Require jurisdictions to track the issuance of NOVs for right-hand turns.
6. Require jurisdictions to report alternative safety countermeasures taken prior to and after the installation of red light cameras.
7. In accordance with Florida Statutes, the department will continue to review and report on the status and trends of the use and operation of red light cameras. To determine the enhancement of traffic safety, the department recommends a more thorough analysis be conducted by an independent organization using appropriate local and state agency resources.
8. The department will collaborate with local jurisdictions operating red light camera programs to improve the data collection and reporting methodology associated with evaluation of the active programs across the state.
9. Create a standard for administering violations for right-hand turns on red signals. Define “careful and prudent manner” to allow for a uniform procedure statewide.

Supplemental Resources

- Department of Transportation’s [Traffic Infraction Detector Placement and Installation Specifications](#)
- Department of Transportation’s [Florida Highway Mileage Reports \(VMT\)](#)

Appendix A: Crashes Before and After Red Light Camera Implementation by Jurisdiction

Jurisdiction	# Intersections	Before	After	Total % Change	Ran Red Light Before	Ran Red Light After	Ran Red Light % Change	Rear-End Before	Rear-End After	Rear-End % change	Angle Before	Angle After	Angle % change
Aventura	1	20	47	135.00%	2	1	-50.00%	11	28	154.55%	9	19	111.11%
Clermont	4	54	100	85.19%	7	4	-42.86%	39	84	115.38%	15	16	6.67%
Clewiston	2	10	3	-70.00%	1	1	0.00%	8	1	-87.50%	2	2	0.00%
Davie	1	6	3	-50.00%	0	1	100.00%	4	2	-50.00%	2	1	-50.00%
Edgewood	1	8	10	25.00%	1	0	-100.00%	7	9	28.57%	1	1	0.00%
Florida City	1	271	350	29.15%	17	12	-29.41%	165	205	24.24%	106	145	36.79%
Gulf Breeze	1	1	5	400.00%	0	0	---	0	4	---	1	1	0.00%
Jacksonville	27	1,311	1,219	-7.02%	50	40	-20.00%	971	920	-5.25%	340	299	-12.06%
Lakeland	6	87	128	47.13%	6	6	0.00%	62	93	50.00%	25	35	40.00%
Maitland	1	35	39	11.43%	5	1	-80.00%	24	31	29.17%	11	8	-27.27%
Manatee	5	168	132	-21.43%	6	4	-33.33%	120	96	-20.00%	48	36	-25.00%
Medley	2	0	4	---	0	0	---	0	1	---	0	3	---
Miami	6	27	29	7.41%	5	8	60.00%	18	15	-16.67%	9	14	55.56%
North Miami Beach	4	137	221	61.31%	4	1	-75.00%	95	173	82.11%	42	48	14.29%
Orange County	28	1,976	2,117	7.14%	50	67	34.00%	1,455	1,538	5.70%	521	579	11.13%
Orange Park	3	13	4	-69.23%	2	0	-100.00%	9	3	-66.67%	4	1	-75.00%
Orlando	10	335	288	-14.03%	16	9	-43.75%	238	204	-14.29%	97	84	-13.40%
Osceola	9	430	522	21.40%	14	18	28.57%	337	394	16.91%	93	128	37.63%
Palm Coast	4	11	9	-18.18%	0	1	---	11	8	-27.27%	0	1	---
Pinecrest	4	207	190	-8.21%	6	4	-33.33%	175	166	-5.14%	32	24	-25.00%
Sarasota	4	85	62	-27.06%	2	2	0.00%	57	38	-33.33%	28	24	-14.29%
South Miami	3	108	163	50.93%	2	4	100.00%	81	125	54.32%	27	38	40.74%
Sunrise	5	111	201	81.08%	4	5	25.00%	74	140	89.19%	37	61	64.86%
Tamarac	8	181	300	65.75%	8	6	-25.00%	136	234	72.06%	45	66	46.67%
Tampa	4	82	116	41.46%	5	8	60.00%	65	78	20.00%	17	38	123.53%
Grand Total	144	5,674	6,262	10.36%	213	203	-4.69%	4,162	4,590	10.28%	1,512	1,672	10.58%

Appendix A: Crashes Before and After Red Light Camera Implementation by Jurisdiction

Jurisdiction	# Intersections	Possible Injury Before	Possible injury After	Non-Incapacitating Injury Before	Non-Incapacitating Injury After	Incapacitating Injury Before	Incapacitating Injury After	Fatal Before	Fatal After
Aventura	1	0	5	4	6	3	0	0	0
Clermont	4	12	23	8	7	2	2	0	0
Clewiston	2	2	1	0	0	0	0	0	0
Davie	1	1	0	0	0	0	0	0	0
Edgewood	1	3	2	1	2	0	0	0	0
Florida City	1	44	65	13	6	2	4	0	0
Gulf Breeze	1	0	1	0	0	0	0	0	0
Jacksonville	27	251	297	101	86	21	25	1	1
Lakeland	6	18	30	14	13	2	4	0	0
Maitland	1	10	11	3	3	2	0	0	0
Manatee	5	31	21	9	7	17	12	1	0
Medley	2	0	0	0	1	0	0	0	1
Miami	6	5	3	0	2	2	1	0	0
North Miami Beach	4	22	34	18	10	2	2	1	2
Orange County	28	309	307	124	116	64	107	2	2
Orange Park	3	3	3	3	0	0	0	0	0
Orlando	10	59	68	32	24	2	2	1	1
Osceola	9	95	95	32	53	21	23	0	0
Palm Coast	4	6	4	2	2	1	0	0	1
Pinecrest	4	31	21	12	12	2	0	0	0
Sarasota	4	24	13	13	9	2	2	0	0
South Miami	3	19	13	7	11	1	1	0	0
Sunrise	5	39	38	13	14	1	3	0	0
Tamarac	8	58	71	15	16	5	2	0	0
Tampa	4	30	35	19	21	2	2	0	1
Grand Total	144	1,072	1,161	443	421	154	192	6	9

Appendix B: Crashes Involving Running Red Light

Jurisdiction	# Intersections	Before	After	Non-Motorist Before	Non-Motorist After	Front to Rear Before	Front to Rear After	Angle Before	Angle After
Aventura	1	2	1	0	0	0	0	2	1
Clermont	4	7	4	0	0	0	0	7	4
Clewiston	2	1	1	0	0	0	0	1	1
Davie	1	0	1	0	0	0	1	0	0
Edgewood	1	1	0	0	0	1	0	0	0
Florida City	1	17	12	0	0	4	1	13	11
Gulf Breeze	1	0	0	0	0	0	0	0	0
Jacksonville	27	50	40	0	0	2	1	48	39
Lakeland	6	6	6	0	0	0	0	6	6
Maitland	1	5	1	0	0	0	0	5	1
Manatee	5	6	4	0	0	0	0	6	4
Medley	2	0	0	0	0	0	0	0	0
Miami	6	5	8	0	0	0	0	5	8
North Miami Beach	4	4	1	0	0	0	0	4	1
Orange County	28	50	67	0	0	1	4	49	63
Orange Park	3	2	0	0	0	0	0	2	0
Orlando	10	16	9	0	0	0	0	16	9
Osceola	9	14	18	0	0	0	0	14	18
Palm Coast	4	0	1	0	0	0	0	0	1
Pinecrest	4	6	4	0	0	0	0	6	4
Sarasota	4	2	2	0	0	0	0	2	2
South Miami	3	2	4	0	0	0	1	2	3
Sunrise	5	4	5	0	0	0	0	4	5
Tamarac	8	8	6	0	0	0	0	8	6
Tampa	4	5	8	0	0	0	1	5	7
Grand Total	144	213	203	0	0	8	9	205	194

Appendix B: Crashes Involving Running Red Light

Jurisdiction	# Intersections	Possible Injury Before	Possible Injury After	Non-Incapacitating Injury Before	Non-Incapacitating Injury After	Incapacitating Injury Before	Incapacitating Injury After	Fatal Before	Fatal After
Aventura	1	0	0	0	0	1	0	0	0
Clermont	4	2	0	2	1	0	1	0	0
Clewiston	2	1	0	0	0	0	0	0	0
Davie	1	0	0	0	0	0	0	0	0
Edgewood	1	1	0	0	0	0	0	0	0
Florida City	1	3	2	1	1	1	1	0	0
Gulf Breeze	1	0	0	0	0	0	0	0	0
Jacksonville	27	10	12	7	3	7	3	1	0
Lakeland	6	1	1	2	2	0	1	0	0
Maitland	1	1	0	0	1	1	0	0	0
Manatee	5	0	0	1	0	2	4	0	0
Medley	2	0	0	0	0	0	0	0	0
Miami	6	0	2	0	2	1	1	0	0
North Miami Beach	4	1	0	1	0	0	0	0	0
Orange County	28	12	18	10	9	2	12	0	0
Orange Park	3	1	0	1	0	0	0	0	0
Orlando	10	4	1	3	5	1	0	0	0
Osceola	9	2	4	2	7	3	1	0	0
Palm Coast	4	0	0	0	0	0	0	0	1
Pinecrest	4	1	0	2	2	0	0	0	0
Sarasota	4	1	0	1	1	0	0	0	0
South Miami	3	0	0	2	1	0	0	0	0
Sunrise	5	2	1	0	1	0	0	0	0
Tamarac	8	1	5	2	0	1	0	0	0
Tampa	4	2	2	1	3	1	1	0	1
Grand Total	144	46	48	38	39	21	25	1	2

Appendix C: Crashes Involving Non-Motorists Before and After Red Light Camera Implementation

Jurisdiction	# Intersections	Non-Motorist Before	Non-Motorist After	Non-Motorist % Change
Aventura	1	3	1	-66.67%
Clermont	4			---
Clewiston	2			---
Davie	1			---
Edgewood	1			---
Florida City	1	3	7	133.33%
Gulf Breeze	1			---
Jacksonville	27	9	9	0.00%
Lakeland	6	4	3	-25.00%
Maitland	1		2	---
Manatee	5	5	1	-80.00%
Medley	2			---
Miami	6	1		-100.00%
North Miami Beach	4	1	2	100.00%
Orange County	28	11	13	18.18%
Orange Park	3	1		-100.00%
Orlando	10	2	1	-50.00%
Osceola	9	1	2	100.00%
Palm Coast	4			---
Pinecrest	4		2	---
Sarasota	4	4	2	-50.00%
South Miami	3	4		-100.00%
Sunrise	5	2		-100.00%
Tamarac	8	3	3	0.00%
Tampa	4	2	2	0.00%
Grand Total	144	56	50	-10.71%

Appendix D: Glossary of Terms

Angle Crash	A crash where two vehicles impact at an angle. For example, the left front of one vehicle impacts the side of another vehicle.
Rear-End Crash	A crash where the front of one vehicle impacts the back of another vehicle.
Non-incapacitating Injury	Any visible injuries such as bruises, abrasions, limping, etc.
Incapacitating Injury	Any visible signs of injury from a crash or person(s) who had to be carried from the scene.
Fatal Injury	Any injury that results in death within a 30 day period after the crash occurred.
Non-Motorist	Any person other than an occupant of a motor vehicle in transport. This includes pedestrians, occupants of other motor vehicles not in transport and occupants of transport vehicles other than motor vehicles.

Appendix E: Jurisdiction Responses to Survey

Name of Jurisdiction (City or County)	What Department oversees the red light camera program in your jurisdiction?	Provide the contact information of the person completing the survey				Has your jurisdiction operated red light cameras within the reporting period (July 1, 2016 - June 30, 2017)?
		Name	Agency	Email Address	Phone Number	
Apopka	Police Department	Lieutenant Stephan Brick	Apopka Police Department	swbrick@apopka.net	407-703-1661	Yes
Bal Harbour Village	Police Department	Pamela Henders-Alvin	Bal Harbour Police Department	planders@balharbourfl.gov	305-866-5000	Yes
City of Fort Richey	Traffic Enforcement Unit	Onar Bernib	Kissimmee Police Department	oberno@kissimmee.org	407-847-0176 ext.128	Yes
City of Aventura	Community Development Department	Jeanne Carr	City of Aventura	jeanne@cityofaventura.com	305-466-8940	Yes
City of Boynton Beach	Traffic Unit	CSO A. Petriello #072	Boynton Beach Police Dept.	petrielloa@bbfl.us	561-742-6119	Yes
City of Bradenton	Police Department- Traffic Unit	Sgt. Phillip E. Waller	Bradenton Police Department	phill.waller@cityofbradenton.com	941-932-9300	Yes
City of Brooksville	Brooksville Police Department	Richard Hankins	Brooksville Police Department	rhankins@cityofbrooksville.us	352-403800	Yes
City of Clearwater	Patrol/Special Operations/Traffic	Lt. Michael Walek	Clearwater Police Department	michael.walek@myclearwater.com	727-562-4119	Yes
City of Clearwater	Police Department	Jennifer Sandrell	Clearwater Police Department	jennifer.sandrell@clearwaterfl.gov	863-983-1474 ext. 211	Yes
CITY OF CORAL GABLES	POLICE DEPARTMENT - SED DIV	ALEX CASTELLO	CITY OF CORAL GABLES	ACASTELLO@CORALGABLES.COM	305-772-8669	Yes
City of Edgewood	Police Dept. - T1EO	Stacey Salemi	Edgewood Police Dept	ssalemi@edgewood-fl.gov	407-851-2820	Yes
City of Florida City	Florida City Police Department	Corporal Armenteros	Florida City Police	karmenteros@floridacityfl.gov	305-247-8223	Yes
City of Gulf Breeze	Police	Richard Hawthorne	Gulf Breeze Police Department	rhawthorne@gulfbreezefl.gov	8509345121	Yes
City of Homestead	Police Department	Lt. Thomas Surman	Homestead Police Department	tsurman@homesteadpolice.com	305-224-5411	Yes
City of Maitland	Police Department	Dawn D'Ambrosio	Maitland Police Department	ddambrosio@maitlandpd.org	407-875-2810	Yes
City of Miami Gardens	Traffic Unit	Officer Brian O'Malley	Miami Gardens Police Department	brianomalley@migdfl.org	305-474-1617	Yes
City of Miami, Florida	Red Light Camera Enforcement Unit/Administration Div.	Sgt. Kimberly A. Rodriguez #5942	City of Miami Police Dept.	5942@miami-police.org	305-603-6710	Yes
CITY OF NORTH MIAMI BEACH	POLICE DEPARTMENT	OFFICER CARLOS PARETS	NORTH MIAMI BEACH POLICE DEPARTMENT	CARLOS.PARETS@NMBPD.ORG	(305) 949-5500 EXT. 2844	Yes
City of Ocoee	Police Department	Scott Nylander	City of Ocoee Police Department	snlyander@ocoee.org	407-905-3160 ext. 3315	Yes
City of Opa-locka	Police Department / Traffic Unit	Ofc. Colin Josephs	City of Opa-locka Police Department	ric@opalockapd.com	3059532877	Yes
City of Orlando	Transportation Department	Raymond Rodriguez	Transportation Department	raymond.rodriguez@cityoforlando.net	407-246-2487	Yes
City of Palm Coast	Code Enforcement Division	Barbara Grossman	City of Palm Coast	bgrossman@palmcoastgov.com	386-986-4739	Yes
City of Fort Richey	Police Department	Ryan Runge	Port Richey Police Department	r.runge@cityofportrichey.com	7278093507	Yes
City of Sunrise	Traffic	Sgt Stephen Allen	Sunrise Police Dept.	sallen@sunrisefl.gov	954-746-3387	Yes
City of Sweetwater	Support Services	Steven Lopez	Sweetwater PD	slopez@cityofsweetwater.fl.gov	305-552-9900	Yes
City of Tamarac	Broward Sheriff's Office - Traffic Unit	Barry A Bernow	Broward Sheriff's Office	Barry_Berhow@sheriff.org	954-247-6002	Yes
City of Tampa	Tampa Police Department	Corporal Paul Smalley	Tampa Police Department	paul.smalley@tampagov.net	813-346-2035	Yes

Appendix E: Jurisdiction Responses to Survey

Name of Jurisdiction (City or County)	What red light camera vendor(s) does your jurisdiction use?			As of July 1, 2016, how many RLCs were operational?	As of June 30, 2017, how many RLCs were operational?	Difference # RLCs	As of July 1, 2016, at how many intersections were RLCs operational?	As of June 30, 2017, at how many intersections were RLCs operational?	Difference # Intersections	Please provide the following information regarding NOV's issued for RLC violations in your jurisdiction between July 1, 2016 and June 30, 2017					
	American Traffic Solutions (ATS)	Redflex	Xerox							Other (please specify)	Total #	# Paid	# Contested & pending	# Contested & dismissed	# Contested & upheld
Apopka	X				21	0	10	10	0	16363	61	68	808	8391	0
Bay Harbour Village	X				5	-3	5	2	-3	4419	2708	14	5	1411	1930
City of Aventura	X	X			16	1	9	9	0	14647	9543	Unknown	6	4046	Unknown
City of Boynton Beach	X				15	0	7	7	0	42403	25291	Unknown	82	14462	Unknown
City of Bradenton			X		15	-15	7	0	-7	12859	7549	0	11	279	4914
City of Brooksville					7	-7	6	0	-6	1396	Unknown	Unknown	Unknown	0	0
City of Clearwater			X		16	0	16	16	0	Unknown	Unknown	Unknown	Unknown	Unknown	Unknown
City of Clearwater			X		3	0	2	2	0	9334	6	1	25	3970	21
City of Clearwater	X				2	-2	2	0	-2	2072	1457	Unknown	Unknown	Unknown	Unknown
CITY OF CORAL GABLES	X				4	0	4	4	0	4718	3075	Unknown	44	1445	Unknown
City of Edgewood					3	-2	2	1	-1	4970	3847	64	7	57	1643
City of Florida City	X				7	0	7	5	-2	32938	17498	466	155	170	9424
City of Gulf Breeze					6	0	3	3	0	7064	5645	0	0	7	1424
City of Homestead	X				4	0	3	3	0	4704	2466	24	6	106	1828
City of Maitland					4	1	3	4	1	7805	5773	1	7	20	1694
City of Miami Gardens	X				28	-3	15	14	-1	123259	49843	6	2250	4251	63555
City of Miami, Florida	X				125	-24	81	63	-18	194076	120984	291	624	2243	59587
CITY OF NORTH MIAMI BEACH	X				4	0	4	4	0	20876	10696	0	54	217	9036
City of Ocoee	X				5	0	4	4	0	9085	5291	184	35	122	3460
City of Opa-locka	X				8	0	4	4	0	22178	9882	0	88	495	10334
City of Orlando	X				21	18	16	21	5	47693	33185	29	101	122	11945
City of Palm Coast	X				4	0	4	0	-4	Unknown	Unknown	Unknown	Unknown	Unknown	Unknown
City of Port Richey	X				5	0	2	2	0	9326	6450	16	8	92	2198
City of Sunrise	X				13	0	10	10	0	38796	19478	Unknown	116	331	0
City of Sweetwater	X				1	0	1	8	7	2056	1225	Unknown	12	26	Unknown
City of Tamarac	X				15	0	8	8	0	23827	13019	45	13	205	7576
City of Tampa	X				50	0	18	21	3	77683	48919	484	134	940	26655

Appendix E: Jurisdiction Responses to Survey

Name of Jurisdiction (City or County)	How many registration holds did your jurisdiction request as a result of RLC violations during the reporting period (July 1, 2016 - June 30, 2017)?	How does your jurisdiction submit crash data to the Department?	In order to identify the number of repeat offenders, please provide the number of distinct vehicle owners issued Notices of Violation for multiple red-light camera violations.	Have court cases impacted your red light camera program?	
				Response	Details
Apopka	429	All Electronically	1786	Yes	Only to the extent that we've modified our practices to comply with the court cases.
Bay Harbour Village	0	All Electronically	89	Yes	Our RLC program has been upheld the program was upheld by the court City of Hollywood vs Arem; City of Aventura vs Jimenez; City of Oldsmar vs Trinh; City of Boynton Beach vs Boss
City of Aventura	155	All Electronically	1195	No	
City of Aventura	687	All Electronically	4037	Yes	
City of Boynton Beach	308	All Electronically	732	Yes	
City of Bradenton	0	All Electronically	Unknown	No	Our camera program was ended by City Council for other reasons that have not been related to pending court cases.
City of Brooksville	Unknown	All Electronically	Unknown	No	
City of Clearwater	159	All Electronically	741	Yes	All initial violations and UTC reviewed by Traffic Infraction Officer (non-sworn government employee)
City of Clearwater	Unknown	Both	57	No	
CITY OF COPAL GABLES	Unknown	All Electronically	60	Yes	DRIVERS ARE MORE CAUTIOUS Each time a new ruling comes out, we make sure that our program follows all rulings and will not be affected.
City of Edgewater	14	All Electronically	4417	Yes	
City of Florida City	0	All Electronically	3064	No	
City of Gulf Breeze	0	All Electronically	148	No	
City of Homestead	0	All Electronically	229	No	
City of Waltland	0	All Electronically	313	Yes	Court decisions affect the policies and procedures of our program.
City of Miami Gardens	3074	All Electronically	Unknown	Yes	We have experienced more hearings due to the inaccurate media reports that the cameras are illegal.
City of Miami, Florida	1341	Both	20760	Yes	Hollywood v. Arem & Aventura c. Jimenez
CITY OF NORTH MIAMI BEACH	0	All Electronically	1018	No	
City of Ocoee	0	All Electronically	610	Yes	Local hearings and county hearings Changes in law, changing the process. Some tasks are redundant and take more time to complete.
City of Opa-locka	495	All Electronically	1442	Yes	
City of Orlando	48	All Electronically	2158	Yes	Fourth District Court of Appeal Hollywood v. Arem at the time was unfavorable. Third District Court of Appeal City of Aventura vs. Luis Torres Jimenez in the Second District Court of Appeal Florida v. Trinh was both favorable to the program.
City of Palm Coast	0	All Electronically	Unknown	Yes	Cameras cause drivers to be more responsible.
City of Port Richey	0	Both	Unknown	No	
City of Sunrise	0	All Electronically	2694	Yes	presently not issuing UTC's reference "safe and prudent" on right turns.
City of Sweetwater	10	All Electronically	44	Yes	City of Hollywood vs Arem case. City of Tamarac still has a case on appeal due to adverse ruling from county court hearing officer. There is one case on appeal by defendant due to local City hearing officer ruling. No adverse rulings from county court judges.
City of Tamarac	87	All Electronically	1068	Yes	
City of Tampa	Unknown	All Electronically	5350	No	

Appendix E: Jurisdiction Responses to Survey

Name of Jurisdiction (City or County)	Other than traffic crashes, please rank the following factors on importance when selecting which intersections to install RLCs										Did you relocate any existing red light cameras during the reporting period?			Did you relocate any existing red light cameras during the reporting period? (select all success/failure of each camera location? (select all that apply))		
	Traffic citation data	Citizen complaints	Law Enforcement Officer observations	Traffic Volume	Pedestrian safety	Other (please specify)	Response	If yes, why?	Change in number of crashes	Change in pedestrian safety	Change in revenue					
Apopka	Very Important	Very Important	Very Important	Very Important	Very Important		No		X	X						
Bay Harbour Village	Very Important	Very Important	Very Important	Very Important	Very Important		No		X	X						
City of Aventura	Somewhat Important	Somewhat Important	Somewhat Important	Very Important	Very Important		No		X	X						
City of Boynton Beach	Very Important	Somewhat Important	Very Important	Very Important	Very Important		No		X							
City of Bradenton	Somewhat Important	Somewhat Important	Somewhat Important	Somewhat Important	Very Important		No		X	X						
City of Brooksville	N/A	N/A	N/A	N/A	N/A	Traffic crash program wa	No									
City of Clearwater	Somewhat Important	Very Important	Very Important	Somewhat Important	Very Important		No		X	X						
City of Clearwater	Somewhat Important	Somewhat Important	Somewhat Important	Somewhat Important	Very Important		No		X	X						
CITY OF CORAL GABLES	Very Important	Very Important	Very Important	Very Important	Very Important		No		X	X						
City of Edgewood	Somewhat Important	Very Important	Somewhat Important	Very Important	Very Important		No		X	X						
City of Florida City	Very Important	Very Important	Very Important	Very Important	Very Important		No		X	X						
City of Gulf Breeze	Somewhat Important	Very Important	Very Important	Very Important	Very Important		No		X	X						
City of Homestead	N/A	N/A	N/A	N/A	N/A		No									
City of Maitland	Very Important	Somewhat Important	Somewhat Important	Very Important	Very Important		No		X	X						
City of Miami Gardens	Somewhat Important	Somewhat Important	Very Important	Very Important	Very Important		No		X	X						
City of Miami, Florida	Very Important	Very Important	Somewhat Important	Not Important	Very Important		No		X							
CITY OF NORTH MIAMI BEACH	Somewhat Important	Very Important	Very Important	Very Important	Very Important		No		X	X						
City of Ocoee	Very Important	Somewhat Important	Very Important	Very Important	Very Important		No		X	X						
City of Opa-locka	Somewhat Important	Very Important	Very Important	Somewhat Important	Very Important		No		X	X						
City of Orlando	Very Important	Somewhat Important	Somewhat Important	Somewhat Important	Very Important	Crash Data are the most	No		X							
City of Palm Coast	Somewhat Important	Not Important	Very Important	Not Important	Very Important		No		X							
City of Port Richey	Very Important	Very Important	Very Important	Very Important	Very Important		No		X	X						
City of Sunrise	Very Important	Very Important	Very Important	Very Important	Very Important		No		X	X						
City of Sweetwater	N/A	N/A	N/A	Somewhat Important	Very Important		No									
City of Tamarac	Somewhat Important	Somewhat Important	Somewhat Important	Somewhat Important	Very Important		No		X	X						
City of Tampa	Very Important	Very Important	Very Important	Very Important	Very Important		No		X	X						

Appendix E: Jurisdiction Responses to Survey

Name of Jurisdiction (City or County)	What factors are used to determine the success/failure of each camera location? (select all that apply)		Who reviews the camera images before Notices of Violation are issued?					Who reviews contested Notices of Violation? (select all that apply)					
	Other (please specify)	Law Enforcement Officer	Non-sworn government employee	Non-sworn contractor employee (vendor)	Other (please specify)	Law Enforcement Officer	Non-sworn government employee	Non-sworn contractor employee (vendor)	Other (please specify)	Law Enforcement Officer	Non-sworn government employee	Non-sworn contractor employee (vendor)	Other (please specify)
Apopka	Change in number of violation	X	X			X	X			X			Independent hearing officer
Bay Harbour Village City		X	X					Both RLC Specialists are retired sergeants	X	X			RLC Specialists
City of Aventura		X		X					X				
City of Boynton Beach	Number of Violations	X	X						X	X			
City of Bradenton		X							X				
City of Brooksville	Traffic crash program was voted out by majority of Brooksville City Council.	X							X				Magistrate
City of Clearwater		X	X						X	X			
City of Clearwater		X	X						X				
City of Edgewood		X	X	X					X	X			
City of Florida City		X							X				
City of Gulf Breeze		X	X						X				
City of Homestead	Program has remained the same since inception	X							X		X		Legal Advisor
City of Maitland		X	X						X	X			
City of Miami Gardens		X	X						X				
City of Miami, Florida	Lower amounts of violations being issued show more compliance.	X							X				
CITY OF NORTH MIAMI BEACH		X	X						X	X			
City of Ocoee		X	X						X	X			
City of Opa-locka		X							X				
City of Orlando	Reduced number of violation being issued at that intersection. One must also take into account the traffic count in comparison with last year, same time period that went through intersection.		X							X			State of Florida Certified Traffic Infraction Enforcement Officer with previous Law Enforcement Police Experience.
City of Palm Coast			X							X			
City of Port Richey		X							X				
City of Sunrise		X	X						X	X			
City of Sweetwater	No cameras were removed due to failure, only for D.O.T. road work.	X							X				Hearing Magistrate.
City of Tamarac	reduction in repeat offenders	X							X				certified, non-sworn law enforcement traffic infraction enforcement officer
City of Tampa		X											Hillsborough County Traffic Magistrate

Appendix E: Jurisdiction Responses to Survey

Name of Jurisdiction (City or County)	Who issues Uniform Traffic Citations if Notices of Violation are unpaid? (select all that apply)			Are Notices of Violation (via RLC detection) issued for persons making a right turn on red signal?	# of NOVs issued for right turns on red during the reporting period? (July 1, 2016 - June 30, 2017)	What action(s) has your jurisdiction taken to improve safety measures as a result of your red light camera program?		
	Law Enforcement Officer	Non-sworn government employee	Non-sworn contractor employee (vendor)			Other (please specify)	Intelligent collision prevention system at intersection(s) w/ RLC	Intelligent collision prevention system at intersection(s) w/o RLC
Apopka	X	X		Yes	10135			X
Bay Harbour Village	X			Yes	288			X
City of Adventura	X	X		No	26100	RLC Specialists		X
City of Boynton Beach	X	X		No				X
City of Bradenton	X			Yes	646			X
City of Brooksville	X			Yes	Unknown			X
City of Clearwater	X	X		No				X
City of Clearwater	X			No				X
CITY OF COPAL CABLES	X	X		Yes	56			X
City of Edgewood		X		No				X
City of Florida City	X			Yes	15597			X
City of Gulf Breeze	X			No				X
City of Homestead	X			Yes	3034			X
City of Maitland	X	X		Yes	Unknown			X
City of Miami Gardens	X			Yes	96553			X
City of Miami, Florida	X		Traffic Infraction Enforcement Officers.	No				X
CITY OF NORTH MIAMI BEACH	X	X		No				X
City of Ocoee	X	X		Yes	7474			X
City of Opa-locka	X			Yes	7506			X
City of Orlando		X		No		State of Florida Certified Traffic Infraction Enforcement Officer with previous Law Enforcement Police Experience.		X
City of Palm Coast	X			Yes	Unknown			X
City of Port Richey	X			No				X
City of Sunrise	X			Yes	22612	Not issuing at present		X
City of Sweetwater	X			Yes	889			X
City of Tamarac	X			Yes	14934	certified, non-sworn law enforcement traffic infraction enforcement officer		X
City of Tampa	X			Yes	5351			X

Appendix E: Jurisdiction Responses to Survey

Name of Jurisdiction (City or County)	What action(s) has your jurisdiction taken to improve safety measures as a result of your red light camera program?					What action(s) has your jurisdiction taken to improve safety measures as a result of your red light camera program?					
	Re-striping - at intersection(s) w/RLC	Re-striping - at intersection(s) w/o RLC	Re-striping - N/A	Engineering - at intersection(s) w/RLC	Engineering - at intersection(s) w/o RLC	Engineering N/A	Lighting at intersection(s) w/RLC	Lighting at intersection(s) w/o RLC	Lighting N/A	Increased red light camera-specific signage at intersection(s) w/RLC	Increased red light camera-specific signage at intersection(s) w/o RLC
Apopka	X	X		X	X		X	X		X	
Bal Harbour Village City	X		X		X	X		X		X	X
City of Aventura			X		X			X			
City of Boynton Beach			X		X			X			
City of Bradenton	X				X	X		X			
City of Brooksville			X		X			X			
City of Clearwater			X		X			X		X	
City of Clewiston			X		X			X			
CITY OF CORAL GABLES			X		X			X			
City of Edgewood	X			X			X				
City of Florida City			X		X			X		X	
City of Gulf Breeze			X		X			X			
City of Homestead			X		X			X			
City of Maitland			X		X			X			
City of Miami Gardens	X			X	X		X	X		X	
City of Miami, Florida	X				X			X		X	
CITY OF NORTH MIAMI BEACH			X		X			X			
City of Ocoee	X			X	X		X	X			
City of Opa-locka	X			X			X			X	
City of Orlando	X			X	X		X	X		X	
City of Palm Coast	X			X				X			
City of Port Richey	X				X		X			X	
City of Sunrise	X				X		X	X		X	
City of Sweetwater			X		X			X		X	
City of Tamarac			X					X			
City of Tampa	X						X				

Appendix E: Jurisdiction Responses to Survey

Name of Jurisdiction (City or County)	What action(s) has your jurisdiction taken to improve safety measures as a result of your red light camera program?					Has red light camera footage been used to investigate other crimes?
	Increased red light camera-specific signage - N/A	Increased other type of signage at intersection(s) w/ RLC	Increased other type of signage at intersection(s) w/o RLC	Increased other type of signage N/A	Other	
Apopka				X		Yes
Bal Harbour Village City	X		X			Yes
City of Aventura	X			X		Yes
City of Boynton Beach	X			X		Yes
City of Bradenton	X					Yes
City of Brooksville	X			X	Traffic crash program was voted out by majority of Brooksville City Council.	Yes
City of Clearwater				X	Social Media Safety Awareness at Red Light Camera Intersections	Yes
City of Clearwater				X		Yes
City of Clearwater				X		Yes
City of Clearwater				X		Yes
City of Edgewater	X					Yes
City of Florida City				X		Yes
City of Gulf Breeze	X			X		No
City of Homestead	X			X		Yes
City of Maitland	X			X		Yes
City of Miami Gardens				X		Yes
City of Miami, Florida		X				Yes
CITY OF NORTH MIAMI BEACH	X			X	N/A	Yes
City of Occoee	X			X		Yes
City of Opa-locka		X				Yes
City of Orlando		X	X		The City of Orlando has created a Transportation Department were Orlando Stops/Red Light Cameras are now housed. The Transportation Department is working hand in hand with Orlando Stops and Orlando Police in an effort to improve safety throughout the city. Program funds will be used for safety project in the Transportation Department.	Yes
City of Palm Coast	X			X		Yes
City of Port Richey				X		Yes
City of Sunrise	X			X		Yes
City of Sweetwater		X				Yes
City of Tamarac	X			X		Yes
City of Tampa	X			X		Yes

Appendix E: Jurisdiction Responses to Survey

Name of Jurisdiction (City or County)	If yes, please select all that apply (if no, select N/A)				Is your respective jurisdiction continuing the red light camera program in Fiscal Year 2017-2018?	Has your respective jurisdiction conducted an independent red light camera analysis?
	Crash investigation	Criminal investigation	Missing person	Other (please specify)		
Apopka	X	X			Yes	Yes
Bay Harbour Village	X	X			Yes	No
City of Adventura	X	X			Yes	No
City of Boynton Beach	X	X		Insurance request	Yes	Yes
City of Bradenton	X	X			No	Yes
City of Brooksville	X	X	X		No	Yes
City of Clearwater	X	X			Yes	No
City of Clearwater	X	X			No	No
CITY OF COPAL CABLES	X	X			Yes	No
City of Edgewood	X	X		Traffic stops, citations, traffic arrests, fleeing and eluding cases	Yes	No
City of Florida City	X	X			Yes	No
City of Gulf Breeze	X	X		N/A	Yes	No
City of Homestead	X	X			Yes	No
City of Maitland	X	X	X		Yes	Yes
City of Miami Gardens	X	X			Yes	Yes
City of Miami, Florida	X	X	X	Homicides, Robberies, Sexual Offenses, Burglaries, Hit and Run crashes, unclassified deaths.	Yes	No
CITY OF NORTH MIAMI BEACH	X	X			Yes	No
City of Ocoee	X	X			Yes	No
City of Opa-locka	X	X			Yes	No
City of Orlando	X	X		A total of 84 request for footage have been request. Insurance 11- Police Investigation 22- Homicide 29- Crash 17- Crash Hit & Run 5	Yes	No
City of Palm Coast	X	X	X		No	Yes
City of Port Richey	X	X			Yes	No
City of Sunrise	X	X			Yes	Yes
City of Sweetwater	X	X	X		Yes	No
City of Tamarac	X	X			Yes	No
City of Tampa	X	X		Total Requests - 80 Crashes - 26 Crash Fatality - 6 Crash Hit and Run - 2 Investigations - 34 Shootings - 1 Insurance requests - 7 Homicide - 2 Client Request - 2	Yes	No

Appendix E: Jurisdiction Responses to Survey

Name of Jurisdiction (City or County)	Please provide any specifications/clarifications for any of your answers.
Apopka	The number of cameras operational on June 30th could be interpreted two ways. There was FDOT road improvements on US 441 for several months. Several cameras were off line during that time. We did not remove the cameras and are still under contract for the same number of cameras. The dates are listed on spread sheet sent via email.
Bay Harbour Village City	Video used for hit & run, shoplifting, fraud and other PD investigations
City of Aventura	The City of Boynton Beach voted to turned off the Red Light Cameras on 12/31/2016 @ 11:59pm. In August 2017 the city reversed to turn the cameras back on 9/1/2017 through 2021
City of Boynton Beach	Overall: Our red light program was terminated on 8/17/2016 and all answers are for the time frame of 7/16-8/17/16. 10 and 13.) Unable to provide proper answer with search tools provided by Xerox////// 21 and 22.) Right turn on red violations are only issued out for intersections where a sign prohibits the right turn on red. Number provided in 22 is only from that intersection
City of Brooksville	
City of Clearwater	N/A
City of Clearwater CITY OF CORAL GABLES	
City of Edgewood	
City of Florida City	
City of Gulf Breeze	
City of Homestead	
City of Maitland	
City of Miami Gardens	
City of Miami, Florida	
CITY OF NORTH MIAMI BEACH	N/A
City of Ocoee	N/A
City of Opa-locka	
City of Orlando	Crash data are very useful tools to support the improvement, implementation, and assessment of Red Light Cameras devices which tend to reduce traffic crashes. The collection of traffic crash data aims at gaining a better understanding of traffic operational problems, misconceptions, and locating hazardous road sections, identifying risk factors, developing accurate diagnosis and remedial measures, and evaluating the effectiveness of Red Light Camera safety programs. In order to obtain an accurate informed verdict on the effectiveness of Red Light Cameras, two things must be completed. The first question is does the crash have anything to do with the red traffic signal. In order to find the answer to this question the officer's crash report narrative must be closely scrutinized. Only after the facts are obtained can we make an accurate determination of the crash type, i.e. rear-end collision, right-angle, sideswipe, etc. The second note is that we must have an accurate traffic count of the road way. Increased ridership equals increased in crashes. The City of Orlando has recently created a Transportation Department where Orlando Stops/Red Light Cameras are now housed. The Transportation Department is working hand in hand with Orlando Stops and Orlando Police in an effort to improve safety throughout the city. Funding received from the Orlando Stops Safety Program will go to Transportation safety projects throughout the city.
City of Palm Coast	
City of Port Richey	
City of Sunrise	
City of Sweetwater	For question 13) Repeat offenders One Notice 8,632 Two Notices 304 Three Notices 28
City of Tamarac	Number 24: No information provided by Broward County Traffic Engineering in regards to improvements
City of Tampa	

Appendix E: Jurisdiction Responses to Survey

Name of Jurisdiction (City or County)	What Department oversees the red light camera program in your jurisdiction?	Provide the contact information of the person completing the survey				Has your jurisdiction operated red light cameras within the reporting period (July 1, 2016 - June 30, 2017)?
		Name	Agency	Email Address	Phone Number	
City of West Park	Public Works	John Wilson	City of West Park	jwilson@cityofwestpark.org	9549312149	Yes
City of Winter Park	Special Operations	Samuel Bedfore / SGT Jeff Hershorne	Winter Park Police Department	sbedfore@cityofwinterpark.org / herhshone@cityofwinterpark.org	4-7-643-1652 / 407-599-3365	Yes
Clermont	Traffic	Diane Carter	Clermont Police Department	dcarter@clermontfl.org	352-536-8438	Yes
Cufler Bay	Community Development	Elena Garcia	Town of Cufler Bay	egarcia@cuflerbay-fl.gov	305-234-4262, extension 5538	Yes
Green Cove Springs	Green Cove Springs Police Department	J. J. Faro, Jr.	Green Cove Springs Police Department	jfaro@gcspd.com	904 631-9807	Yes
Groveland Police Department	Police	Cheyenne Getford	Groveland Police Department	cheyenne.getford@grovelandfl.gov	3524294166	Yes
Haines City Police Department	Police Department	Tim Glover	Haines City Police Department	tglover@hainescitypd.com	863-421-3636 ext 2267	Yes
Hillsborough County Sheriff's Office	Hillsborough County Sheriff's Office	Corporal Chad Cave	Hillsborough County Sheriff's Office	ccave@hcsotampa.fl.us	813-247-0985	Yes
Jacksonville, FL	Jacksonville Sheriff's Office (JSO)	Lt. Larry Jones	Jacksonville Sheriff's Office (JSO)	Larry.jones@jaxsheriff.org	904-630-7852	Yes
Lakeland	Lakeland Police Department	Chad R. Mumbauer	Lakeland Police Department	chad.mumbauer@lakelandgov.net	863-834-2580	Yes
Manatee County Government	Building and Development Services	Susan Hunt	Manatee County Government	susan.hunt@mymanatee.org	941-748-2071	Yes
Miami Beach	Miami Beach PD Traffic Operations Unit	Sgt. Joaquin Rodriguez	Miami Beach Police Department	joaquin.rodriguez@miamibeachfl.gov	305 672 7888	Yes
Miami Springs	Police Department	Lieutenant Jimmy Deal	Miami Springs Police Department	jdeal@mspd.us	3058871444	Yes
Milton Police, Milton Fl	Patrol	Katherine McDaniels	Milton Police	mcDanielsk@flch.net	8509835423	Yes
New Port Richey	Police Department	Kim Bogart	New Port Richey Police Department	boqartk@cityofnewportrichy.org	727 841 4550	Yes
Orange County	Public Works	Alyssa Eids	Orange County Traffic Engineering	Alyssa.Eids@ocfl.net	407-836-7892	Yes
Osceola County	Transportation & Transit	Joedi Zaballero	Osceola County	joedi.zaballero@osceola.org	407-742-0623	Yes
Palaska	Police Department	Tobey Williams	Palaska Police Department	Twilliams@palaska-fl.gov	386-329-0115	Yes
Sarasota	Police	Bryan Graham	Sarasota Police Department	bryan.graham@sarasotafll.gov	941 954 7022	Yes
South Miami	Police Department	John Barzola	South Miami Police Department	jbarzola@southmiamifl.gov	305-663-6313	Yes
Town of Davie	Police	John Wilson	Davie Police Department	john_wilson@Davie-fl.gov	9546938342	Yes
Town of Medley	Police	John Wilson	Medley Police Department	jwilson@Medleypd.com	9549312149	Yes
Town of Orange Park (City)	Orange Park Police Department	Gary Gobble	Orange Park Police Department	ggobble@townofop.com	904-278-3006	Yes
Town of Surfside	Surfside Police Department	Lieutenant John Bambis	Surfside Police Department	jbambis@townofsurfsidefl.gov	305-861-4862	Yes
Village of Key Biscayne	Traffic Division	Sergeant Brian Kemmerer	Key Biscayne Police Department	bkemmerer@kbpd.net	305-865-5555	Yes
Village of Pinecrest	Police Department	J. C. Gonzalez, T.I.E.O.	Village of Pinecrest Police Department	jgonzalez@pinecrest-fl.gov	305-234-2100 x 385	Yes
West Miami Police	West Miami Police	Officer Fernandez	West Miami Police	fernandez@westmiami.police.org	305 266-0530	Yes

Appendix E: Jurisdiction Responses to Survey

Name of Jurisdiction (City or County)	What red light camera vendor(s) does your jurisdiction use?			As of July 1, 2016, how many RLCs were operational?	As of June 30, 2017, how many RLCs were operational?	Difference # RLCs	As of July 1, 2016, at how many intersections were RLCs operational?	As of June 30, 2017, at how many intersections were RLCs operational?	Difference # Intersections	Please provide the following information regarding NOVs issued for RLC violations in your jurisdiction between July 1, 2016 and June 30, 2017						
	American Traffic Solutions (ATS)	Redflex	Xerox							Other (please specify)	Total #	# Paid	# Contested & pending	# Contested & dismissed	# Contested & upheld	# Issued as UTC
City of West Park	X			5	5	0	4	4	0	7097	2949	224	21	190	3853	85
City of White Park				8	8	0	6	6	0	17355	12203	87	87	87	2517	1092
Clermont	X			6	0	-6	4	0	-4	Unknown	Unknown	Unknown	Unknown	Unknown	3888	Unknown
Cutter Bay	X			5	0	-5	2	0	-2	2850	Unknown	129	3	129	Unknown	Unknown
Green Cove Springs	X			5	5	0	3	3	0	9967	7106	0	4	85	2297	0
Groveland Police Department	X			2	0	-2	2	0	-2	1249	1085	0	164	0	624	0
Haines City Police Department	X			13	13	0	7	7	0	18333	13224	0	43	108	4629	0
Hillsborough County Sheriff's Office	X			10	10	0	6	6	0	49876	34691	2124	20	285	10615	3763
Jacksonville, FL				41	37	-4	27	25	-2	53558	34226	37	0	150	15567	187
Lakeland	X	X		18	18	0	11	11	0	25133	15278	0	13	1161	7481	0
Manatee County Government			X	9	10	1	9	10	1	13789	10520	4	11	59	2624	18
Miami Beach			X	10	10	0	9	9	0	18233	11283	43	31	73	5406	0
Miami Springs	X			4	5	1	3	4	1	12247	7499	0	15	123	4293	0
Milton Police, Milton FL	X			1	5	4	1	5	4	2540	1498	0	1	11	475	0
New Port Richey	X			5	5	0	4	4	0	13924	9438	Unknown	17	159	3209	Unknown
Orange County	X			50	50	0	35	35	0	71520	45115	120	24	256	23167	Unknown
Osceola County	X			18	17	-1	9	9	0	7987	5233	22	37	2695	0	0
Palatka	X			6	6	0	6	6	0	7432	4620	2436	130	30	1073	30
Sarasota	X			23	23	0	10	10	0	25346	19095	244	11	216	5648	0
South Miami		X		3	4	1	3	4	1	5121	3440	0	0	36	1409	100
Town of Davie	X			4	4	0	3	3	0	4845	2321	23	6	80	2394	113
Town of Medley	X			1	4	3	1	3	2	1872	1362	28	2	16	386	35
Town of Orange Park (City)	X			7	7	0	3	3	0	10004	7054	0	10	102	Unknown	Unknown
Town of Surfside	X			5	5	0	5	5	0	12367	7703	44	10	70	3176	1086
Village of Key Biscayne	X			4	4	0	3	3	0	1260	955	0	4	3	188	0
Village of Pinecrest		X		4	6	2	4	6	2	7090	4761	28	5	115	1447	600
West Miami Police	X			6	6	0	6	6	0	23736	12614	1200	940	104	5933	720

Appendix E: Jurisdiction Responses to Survey

Name of Jurisdiction (City or County)	How many registration holds did your jurisdiction request as a result of RIC violations during the reporting period (July 1, 2016 - June 30, 2017)?	How does your jurisdiction submit crash data to the Department?	In order to identify the number of repeat offenders, please provide the number of distinct vehicle owners issued Notices of Violation for multiple red-light camera violations.	Have court cases impacted your red light camera program?	
				Response	Details
City of West Park	0	All Electronically	290	Yes	The Arem vs. Hollywood impacted this program. Since that ruling, the court has not been hearing Red Light Camera Cases.
City of White Pine Park	0	All Electronically	1138	No	No significant change in violations.
Clermont	0	Both	Unknown	No	
Cutter Bay	Unknown	All Electronically	Unknown	No	
Green Cove Springs	49	All Paper	444	Yes	Yes, City of Hollywood v. Eric Arem has caused a lot of unnecessary redundant and time consuming workload!
Groveland Police Department	Unknown	Both	Unknown	Yes	
Haines City Police Department	Unknown	Both	894	No	
Hillsborough County Sheriff's Office	234	All Electronically	2579	No	
Jacksonville, FL	0	All Electronically	7551	No	
Lakeland	596	All Electronically	1994	Yes	Our agency reviews and approves violations following the guidelines from the courts
Manatee County Government	15	Both	5637	No	
Miami Beach	101	All Electronically	10552	No	Court Cases have not impacted our program.
Miami Springs	76	All Electronically	3751	No	
Milton Police, Milton FL	4	All Paper	27	No	
New Port Richey	Unknown	Both	775	No	
Orange County	21	Both	4226	Yes	
Osceola County	0	All Electronically	248	No	
Palatka	0	All Electronically	368	No	
Sarasota	153	All Electronically	1291	Yes	Added second review of violation before a UTC is issued.
South Miami	0	All Electronically	296	No	The South Miami Police Department held a special hearing within Miami-Dade County Court. Our traffic program was found within full compliance of the law.
Town of Davie	0	All Electronically	140	Yes	Since the Arem vs. Hollywood ruling by the 4th DCA, courts in Broward County are not hearing red light camera cases pending review by the Florida Supreme Court.
Town of Medley	0	All Paper	70	Yes	The Arem vs. Hollywood ruling resulted in all cases being continued pending a ruling from the Chief County Court Judge. All cases are now proceeding.
Town of Orange Park (City)	12	All Paper	438	No	
Town of Surfside	0	All Electronically	544	Yes	In-House Magistrate Red Light Camera (RLC) Notice of Violation (NOV) Hearings were suspended for a period of time pending the outcome of the court case involving the City of Aventura, Florida Appellate Court Decision. The RLC NOV Hearings have resumed.
Village of Key Biscayne	0	All Electronically	42	No	
Village of Pinecrest	26	All Electronically	266	Yes	UTC's were stayed by the Clerk of the court while motions and appeals were heard. On May 5, 2017, Judge Steven Lefman ordered and adjudged that the Clerk shall begin setting for trial all red light camera citations previously, and currently issued by the VOP PD
West Miami Police	0	All Electronically	420	Yes	

Appendix E: Jurisdiction Responses to Survey

Name of Jurisdiction (City or County)	Other than traffic crashes, please rank the following factors on importance when selecting which intersections to install RLCs							Did you relocate any existing red light cameras during the reporting period?	Response	Did you relocate any existing red light cameras during the reporting period? If yes, why?	What factors are used to determine the success/failure of each camera location? (select all that apply)		
	Traffic citation data	Citizen complaints	Law Enforcement Officer observations	Traffic Volume	Pedestrian safety	Other (please specify)	Change in number of crashes				Change in pedestrian safety	Change in revenue	
City of West Park	Somewhat Important	Somewhat Important	Somewhat Important	Very Important	Very Important	Very Important	No	No		X			
City of White Pine Park	Very Important	Somewhat Important	Very Important	Very Important	Very Important	Very Important	No	No			X		
Clermont	N/A	N/A	N/A	N/A	N/A	Replied N/A because we	No	No					
Cutter Bay	N/A	N/A	N/A	N/A	N/A		No	No					
Green Cove Springs	Somewhat Important	Very Important	Very Important	Very Important	Very Important	Very Important	No	No		X			
Groveland Police Department	Somewhat Important	Very Important	Very Important	Very Important	Very Important	Very Important	No	No		X	X		
Haines City Police Department	Somewhat Important	Very Important	Very Important	Very Important	Very Important	Very Important	No	No		X	X		
Hillsborough County Sheriff's Office	Very Important	Very Important	Very Important	Very Important	Very Important	Very Important	No	No		X	X		
Jacksonville, FL	Not Important	Not Important	Not Important	Somewhat Important	Very Important	Very Important	No	No		X	X		
Lakeland	Very Important	Somewhat Important	Very Important	Not Important	Very Important	Very Important	No	No		X	X		
Manatee County Government	N/A	Very Important	Very Important	N/A	Very Important	Very Important	No	No		X			
Miami Beach	Very Important	Very Important	Very Important	Very Important	Very Important	Very Important	No	No		X	X		
Miami Springs	Very Important	Somewhat Important	Somewhat Important	Not Important	Very Important	The number of fatality cr	No	No		X	X		
Milton Police, Milton FL	Very Important	Very Important	Very Important	Somewhat Important	Very Important	Very Important	No	No		X			
New Port Richey	Somewhat Important	Very Important	Very Important	Very Important	Very Important	Very Important	No	No		X	X		
Orange County	Somewhat Important	Somewhat Important	N/A	Somewhat Important	Very Important	Very Important	No	No		X	X		
Osceola County	Not Important	Somewhat Important	Somewhat Important	Very Important	Very Important	Very Important	No	No		X	X		
Palatka	Very Important	Somewhat Important	Somewhat Important	Very Important	Very Important	Very Important	No	No		X	X		
Sarasota	Very Important	Somewhat Important	Somewhat Important	Somewhat Important	Somewhat Important	Somewhat Important	No	No		X			
South Miami	Somewhat Important	Very Important	Somewhat Important	Very Important	Very Important	Very Important	No	No		X	X		
Town of Davie	Somewhat Important	Somewhat Important	Somewhat Important	Very Important	Very Important	Very Important	No	No					
Town of Medley	Somewhat Important	Somewhat Important	Somewhat Important	Very Important	Very Important	Very Important	No	No					
Town of Orange Park (Clay)	Somewhat Important	Somewhat Important	Very Important	Very Important	Very Important	Very Important	No	No		X	X		
Town of Surfside	Very Important	Somewhat Important	Very Important	Somewhat Important	Very Important	Very Important	No	No		X	X		
Village of Key Biscayne	Somewhat Important	Very Important	Very Important	Very Important	Very Important	Very Important	No	No		X	X		
Village of Pinecrest	Very Important	Very Important	Very Important	Very Important	Very Important	Very Important	No	No		X	X		
West Miami Police	Very Important	Very Important	Very Important	Very Important	Very Important	Very Important	No	No		X	X		

Appendix E: Jurisdiction Responses to Survey

Name of Jurisdiction (City or County)	What factors are used to determine the success/failure of each camera location? (select all that apply)	Who reviews the camera images before Notices of Violation are issued?				Who reviews contested Notices of Violation? (select all that apply)			
		Law Enforcement Officer	Non-sworn government employee	Non-sworn contractor employee (vendor)	Other (please specify)	Law Enforcement Officer	Non-sworn government employee	Non-sworn contractor employee (vendor)	Other (please specify)
City of West Park	Change in the number of Notice of Violations issued.		X				X		Attorney, Member of the Florida Bar who serves as the City's Magistrate.
City of White Oak	Determined by City Council	X	X			X			
Clermont	N/A - we no longer have the program.	X				X			
Green Cove Springs		X				X			
Groveland Police Department		X				X			
Haines City Police Department	Reduction in citations issued, change in driving behavior	X				X			
Hillsborough County Sheriff's Office		X				X			
Jacksonville, FL		X		X		X			
Lakeland		X				X			
Manatee County Government	The total number of violations issued annually and whether they are increasing or decreasing.	X				X			
Miami Beach		X	X			X			
Miami Springs	Increase or decrease in the number of violations issued over a specific period of time.	X	X			X			City of Milton's Hearing Officer
Milton Police, Milton FL		X				X			
New Port Richey		X	X			X			
Orange County	Changes in the number of violations	X	X	X		X			
Osceola County		X				X			
Palatka		X				X			
Sarasota		X	X			X			
South Miami		X				X			
Town of Davie	Changes in the number of Notice of Violations issued.		X						Attorney, member of the Florida Bar who sits as the Town's magistrate for municipal hearings.
Town of Medley	Change in the number of Notice of Violations issued.		X					X	Attorney, member of the Florida Bar who acts as the Town's magistrate.
Town of Orange Park (Clay)		X						X	
Town of Surfside		X						X	
Village of Key Biscayne		X						X	
Village of Pinecrest	Reduction in total violations issued; hence, creating a sense of driver awareness which in-turn relates to safety. Repeat offenders is not necessarily indicative of determining driver awareness since the driver may not be the same (i.e. car)	X						X	
West Miami Police		X						X	

Appendix E: Jurisdiction Responses to Survey

Name of Jurisdiction (City or County)	Who Issues Uniform Traffic Citations if Notices of Violation are unpaid? (select all that apply)			Are Notices of Violation (via RLC detection) issued for persons making a right turn on red signal?	# of NOV's issued for right turns on red during the reporting period? (July 1, 2016 - June 30, 2017)	What action(s) has your jurisdiction taken to improve safety measures as a result of your red light camera program?		
	Law Enforcement Officer	Non-sworn government employee	Non-sworn contractor employee (vendor)			Other (please specify)	Intelligent collision prevention system at intersection(s) w/ RLC	Intelligent collision prevention system at intersection(s) w/o RLC
City of West Park		X		No				X
City of Winter Park		X		Yes	Unknown			X
Clermont		X		Yes	Unknown			X
Cutter Bay	X			No				X
Green Cove Springs				Yes	743			X
Groveland Police Department	X			No				X
Haines City Police Department	X			No				X
Hillsborough County Sheriff's Office	X			Yes	123			X
Jacksonville, FL	X			No		X		X
Lakeland	X			Yes	6303			X
Manatee County Government	X			Yes	Unknown			X
Miami Beach	X			Yes	Unknown			X
Miami Springs	X			Yes	4152			X
Milton Police, Milton FL	X			No				X
New Port Richey		X		Yes	1369			X
Orange County	X			Yes	371			X
Osceola County	X			Yes	11			X
Palatka	X			No				X
Sarasota	X			No				X
South Miami	X			No				X
Town of Davie		X		No				X
Town of Medley		X		No				X
Town of Orange Park (Clay)	X			Yes	1203			X
Town of Surfside	X			Yes	51			X
Village of Key Biscayne	X			Yes	Unknown			X
Village of Pinecrest	X			No				X
West Miami Police	X			Yes	15200			X

Appendix E: Jurisdiction Responses to Survey

Name of Jurisdiction (City or County)	What action(s) has your jurisdiction taken to improve safety measures as a result of your red light camera program?					What action(s) has your jurisdiction taken to improve safety measures as a result of your red light camera program?					
	Re-striping - at intersection(s) w/ RLC	Re-striping - at intersection(s) w/o RLC	Re-striping - N/A	Engineering - at intersection(s) w/ RLC	Engineering - at intersection(s) w/o RLC	Engineering N/A	Lighting at intersection(s) w/ RLC	Lighting at intersection(s) w/o RLC	Lighting N/A	Increased red light camera-specific signage at intersection(s) w/ RLC	Increased red light camera-specific signage at intersection(s) w/o RLC
City of West Park	X			X	X			X		X	
City of White Park	X					X		X			
Clermont			X					X			
Cutter Bay			X					X			
Green Cove Springs			X			X		X			
Groveland Police Department			X			X		X		X	
Haines City Police Department			X			X		X			
Hillsborough County Sheriff's Office			X			X		X			
Jacksonville, FL						X		X		X	
Lakeland			X			X		X			
Manatee County Government	X			X	X			X		X	
Miami Beach	X			X	X		X			X	
Miami Springs	X			X	X			X			
Milton Police, Milton FL			X			X		X			
New Port Richey			X			X		X			
Orange County	X			X	X		X	X		X	X
Osceola County			X			X		X			
Palatka			X			X		X			
Sarasota			X			X		X			
South Miami			X			X		X		X	
Town of Davie			X			X		X			
Town of Medley	X			X	X		X	X		X	
Town of Orange Park (Clay)			X			X		X			
Town of Surfside			X			X		X		X	
Village of Key Biscayne	X					X		X			
Village of Pinecrest			X			X		X			
West Miami Police			X			X		X		X	

Appendix E: Jurisdiction Responses to Survey

Name of Jurisdiction (City or County)	What action(s) has your jurisdiction taken to improve safety measures as a result of your red light camera program?				Has red light camera footage been used to investigate other crimes?
	Increased red light camera-specific signage - N/A	Increased other type of signage at intersection(s) w/ RIC	Increased other type of signage at intersection(s) w/o RIC	Increased other type of signage N/A	
City of West Park				X	Yes
City of White Park	X			X	Yes
Clermont	X			X	Yes
Cutter Bay	X			X	Yes
Green Cove Springs	X			X	Yes
Groveland Police Department				X	Yes
Haines City Police Department	X			X	Yes
Hillsborough County Sheriff's Office	X			X	Yes
Jacksonville, FL				X	Yes
Lakeland	X			X	Yes
Manatee County Government				X	Yes
Miami Beach				X	Yes
Miami Springs	X	X		X	Yes
Milton Police, Milton FL	X			X	Yes
New Port Richey	X			X	Yes
Orange County		X	X	X	Yes
Osceola County	X			X	Yes
Palatka	X			X	Yes
Sarasota	X			X	Yes
South Miami				X	Yes
Town of Davie	X			X	Yes
Town of Medley				X	Yes
Town of Orange Park (Clay)	X			X	Yes
Town of Surfside		X	X	X	Yes
Village of Key Biscayne	X		X	X	Yes
Village of Pinecrest	X			X	Yes
West Miami Police	X			X	Yes

Appendix E: Jurisdiction Responses to Survey

Name of Jurisdiction (City or County)	If yes, please select all that apply (if no, select N/A)				Is your respective jurisdiction continuing the red light camera program in Fiscal Year 2017-2018?	Has your respective jurisdiction conducted an independent red light camera analysis?
	Crash investigation	Criminal investigation	Missing person	Other (please specify)		
City of West Park	X	X			Yes	No
City of White Park	X	X			Yes	No
Clermont	X	X			No	Yes
Cutter Bay	X	X			No	No
Green Cove Springs	X	X		Accidents - 5 Robbery - 7 Criminal Investigations - 11 Hit and Run Accidents - 2 Total for all 25	Yes	Yes
Groveland Police Department	X				No	No
Haines City Police Department	X	X	X		Yes	No
Hillsborough County Sheriff's Office	X	X		Camera footage was requested 43 times.	Yes	No
Jacksonville, FL	X	X	X		Yes	Yes
Lakeland	X	X			Yes	Yes
Manatee County Government	X	X		Red light camera video has been used for traffic crashes involving injuries and homicides for time line and suspect identification.	Yes	No
Miami Beach	X	X			Yes	No
Miami Springs	X	X		Internal investigation	Yes	No
Milton Police, Milton FL	X	X	X		Yes	No
New Port Richey	X	X			Yes	No
Orange County	X	X	X		Yes	No
Osceola County	X	X			Yes	No
Palatka	X	X			No	No
Sarasota	X	X	X		Yes	No
South Miami	X	X	X		Yes	No
Town of Davie	X	X			Yes	No
Town of Medley	X	X			Yes	No
Town of Orange Park (Clay)	X	X			Yes	No
Town of Surfside	X	X			No	No
Village of Key Biscayne	X	X			Yes	No
Village of Pinecrest	X	X			Yes	No
West Miami Police	X	X			Yes	No

Appendix E: Jurisdiction Responses to Survey

Name of Jurisdiction (City or County)	Please provide any specifications/clarifications for any of your answers.
City of West Park	
City of White Park	
Clermont	
Cutler Bay	
Green Cove Springs	Question # 444 -387 with two and 57 with 3 or more
Groveland Police Department	
Haines City Police Department	
Hillsborough County Sheriff's Office	
Jacksonville, FL	#27 The program will discontinue on 1/1/18
Lakeland	None
Manatee County Government	n/a
Miami Beach	
Miami Springs	
Milton Police, Milton FL	na
New Port Richey	
Orange County	
Osceola County	Question 25 and 26: County will be conducting an evaluation of the program to determine if the program should continue.
Palatka	
Sarasota	
South Miami	No further specifications or clarifications
Town of Davie	
Town of Medley	N/A
Town of Orange Park (Clay)	
Town of Surfside	27. The Town Commission voted to end the RLC Program effective 10-01-2017.
Village of Key Biscayne	
Village of Pinecrest	
West Miami Police	

Appendix F: Right Turn Definitions

Name of Jurisdiction (City or County)	Section 316.0083(1)(a), Florida Statutes, provides that, "A notice of violation and a traffic citation may not be issued for failure to stop at a red light if the driver is making a right-hand turn in a careful and prudent manner at an intersection where right-hand turns are permissible." Please provide the definition used by your respective jurisdiction when determining if a violation should be issued. (no character limit on this answer)
Apopka	Having regard for angle, width, grade, curves, corners, vehicles, pedestrians and all other attendant circumstances, including but not limited to speed and visual obstructions, so as not to endanger the life, limb, or property of any person. Note: Damage or injury does not have to occur in order for an event to be considered NOT careful and prudent.
Bal Harbour Village	Did the vehicle slow down and did the vehicle/driver yield to pedestrians?
City of Aventura	vehicle stops before, at or after the stop bar before turning right on a red signal
City of Bradenton	Careful and prudent manner would be coming to a complete stop, ensuring that the driver of the vehicle had enough time to look at oncoming traffic to determine if it was clear to proceed
City of Brooksville	Traffic crash program was voted out by majority of Brooksville City Council.
CITY OF CORAL GABLES	VEHICLE SPEED, TRAFFIC, MANNER OF RIGHT TURN AND PEDESTRIANS
City of Florida City	A notice of violation and a traffic citation may not be issued for failure to stop at a red light if the driver is making a right-hand turn in a careful and prudent manner at an intersection where right-hand turns are permissible.
City of Homestead	Reviewing Police Officer makes determination, officers are instructed to only issue notices of violation if had they been present at the
City of Maitland	A motorist can make a turn in "careful and prudent manner" after coming to a complete stop pursuant to the directives of Florida State Statute 316.075. However, our officers use their discretion when reviewing the violations and do not issue violations to anyone going under 16mph during a right hand turn unless aggravating circumstances exist.
City of Miami Gardens	For purposes of administering this section, the department, a county, or a municipality may authorize a traffic infraction enforcement officer under s. 316.640 to issue a traffic citation for a violation of s. 316.074(1) or s. 316.075(1)(c)1. A notice of violation and a traffic citation may not be issued for failure to stop at a red light if the driver is making a right-hand turn in a careful and prudent manner at an intersection where right-hand turns are permissible. A notice of violation and a traffic citation may not be issued under this section if the driver of the vehicle came to a complete stop after crossing the stop line and before turning right if permissible at a red light, but failed to stop before crossing over the stop line or other point at which a stop is required.
City of Ocoee	Same as all Florida State Statute Language
City of Opa-locka	Traffic Volume, Pedestrians, Speed
City of Palm Coast	Maximum safe speeds per FDOT green book
City of Sunrise	A right turn on red conducted at a speed greater than 15 MPH or failed to yield right of way to pedestrian or vehicle
City of Sweetwater	"A notice of violation and a traffic citation may not be issued for failure to stop at a red light if the driver is making a right-hand turn in a careful and prudent manner at an intersection where right-hand turns are permissible."
City of Tamarac	Careful and prudent manner does not apply. Right turns on red are only enforced at the location which is posted "No Turn on Red"
City of Tampa	Turn is made at reasonable speed and does not interfere with other vehicle or pedestrian traffic
City of Winter Park	You can make a right hand turn in a "careful and prudent manner" after coming to a complete stop pursuant to the directives of Florida Statute.
Clermont	careful and prudent right hand turn
Green Cove Springs	If there is no apparent effort to slow down or stop and the speed exceeds a minimum of 15 mph
Hillsborough County Sheriff's Office	The HCSO maintains a 15 mph threshold for right on red violations and only has two intersections with right turn enforcement.
Lakeland	Violation based on speed, weather, road conditions, and pedestrian traffic
Manatee County Government	The camera footage is viewed by a sworn law enforcement officer employed by the Manatee County Sheriff's Office. If the deputy reviewing the footage feels they would ticket the violation if they were in person at the light then they make the determination to ticket the violation from the camera.
Miami Beach	Careful and Prudent means the driver is aware of his environment and is driving in a responsible manner, i.e. speed, pedestrians, the right of way of approaching vehicles, etc.
Miami Springs	The vehicle should be traveling LESS than 15 mph. Drivers must yield the right of way to other vehicles and to pedestrians attempting to cross the street in the crosswalk.
New Port Richey	The totality of the circumstances to include speed of the vehicle, traffic volume, visibility, road conditions, etc.
Orange County	Only enforce right on red at locations that have a No Turn On Red sign when lit if vehicle does not stop within their turn
Osceola County	affric infraction officers make a determination just as a deputy would — based on the individual circumstances of that turn
Town of Orange Park (Clay)	At one particular intersection where the right on red is enforced, the violator has to drive into the bicycle lane, passing other vehicles on the right, fail to stop then make a right hand turn, endangering other traffic and/or pedestrians.
Town of Surfside	If there is a pedestrian in the crosswalk, at time of incident occurrence, that posed a risk/threat to the pedestrian.
Village of Key Biscayne	We use the same definition as Florida State Statute 316.0083(1)(a).
West Miami Police	Careful and prudent manner