

EFFECTIVE FROM 28.2.2019



Volkswagen

THE GOLF

PRICE AND SPECIFICATION GUIDE





Model shown is Golf R-Line with optional 18" 'Sebring' alloy wheels, LED tinted rear light clusters and metallic paint.

CONTENTS

PAGE 03	MODEL PRICES
PAGE 16	STANDARD EQUIPMENT
PAGE 32	FACTORY-FITTED OPTIONS
PAGE 44	ACCESSORIES
PAGE 45	VOLKSWAGEN SERVICE PLAN
PAGE 46	VED AND ADDITIONAL 'ON THE ROAD' COSTS
PAGE 48	ENVIRONMENTAL INFORMATION
PAGE 60	CO ₂ EMISSIONS, BIK% AND VED BANDS WITH OPTIONAL WHEELS
PAGE 68	COMPANY CAR TAXATION CHART
PAGE 69	COMPANY CAR TAXATION COMPARISON
PAGE 70	VOLKSWAGEN SERVICE

This recommended retail price list supersedes all previous recommended retail price lists and is effective from 28.2.2019. All recommended 'On the road' retail prices, recommended retail prices and specifications are correct at the time of going to press. These prices and specifications may be subject to change without notice.

VOLKSWAGEN SERVICE PLAN – RETAIL SALES ONLY

For vehicles under 1 year old set to the Fixed Service regime that has not had its first service, comprising first two manufacturer's scheduled services:

- 'Oil service' including oil filter change
- 'Oil service' including oil filter change and 'Inspection service' plus a pollen filter replacement (if required)

Excludes electric vehicles. Service plan covers first two consecutive services, limited to 1x 'Oil service' and 1x 'Oil and Inspection service'. T&Cs apply: All vehicles must be set to the Fixed Service regime by the retailer. Maximum age of car is 12 months (Service plan must be taken out before first service is due). Additional work, including wear and tear is excluded. Servicing must be carried out in line with the requirement of the Service Schedule. All work must be carried out by an Authorised Volkswagen Repairer. Offers may be varied or withdrawn at any time. Plan validity is dependent on required payments received. Administered by Volkswagen Financial Services. Retail sales only. For pricing and further details, please consult your authorised Volkswagen retailer or visit www.volkswagen.co.uk

Front cover model shown is Golf R-Line with optional 18" 'Jurva' alloy wheels, LED headlights, LED tinted rear light clusters, 'Vienna' leather upholstery and metallic paint.

MODEL PRICES – 2018 MODEL YEAR

3 AND 5-DOOR HATCHBACK RANGE.		Fuel	Transmission	Output, PS	CO ₂ emission, g/km ¹	Basic Recommended Retail £	VAT £	Total Recommended Retail £	Additional 'On the road' Costs £ ²	Manufacturer's Recommended 'On the road' Retail £ ²	P11D Value £ ³	BIK % ⁴	ABI Insurance Group ⁵	
S[†]	1.0 ltr TSI [†]	Petrol	3-door	5-spd manual	85	108	14,616.67	2,923.33	17,540.00	800.00	18,340.00	18,140.00	22	11E
	1.0 ltr TSI [†]	Petrol	5-door	5-spd manual	85	108	15,162.50	3,032.50	18,195.00	800.00	18,995.00	18,795.00	22	11E
	1.6 ltr TDI [†]	Diesel	3-door	5-spd manual	115	106	16,404.17	3,280.83	19,685.00	820.00	20,505.00	20,285.00	26	15E
	1.6 ltr TDI [†]	Diesel	5-door	5-spd manual	115	106	16,950.00	3,390.00	20,340.00	820.00	21,160.00	20,940.00	26	15E
SE[†]	1.0 ltr TSI [†]	Petrol	3-door	6-spd manual	110	109	15,683.33	3,136.67	18,820.00	800.00	19,620.00	19,420.00	22	12E
	1.0 ltr TSI [†]	Petrol	5-door	6-spd manual	110	109	16,229.17	3,245.83	19,475.00	800.00	20,275.00	20,075.00	22	12E
	1.0 ltr TSI [†]	Petrol	5-door	7-spd auto DSG	110	108	17,408.33	3,481.67	20,890.00	800.00	21,690.00	21,490.00	22	12E
	1.4 ltr TSI [†]	Petrol	3-door	6-spd manual	125	120	16,020.83	3,204.17	19,225.00	820.00	20,045.00	19,825.00	25	15E
	1.4 ltr TSI [†]	Petrol	5-door	6-spd manual	125	120	16,566.67	3,313.33	19,880.00	820.00	20,700.00	20,480.00	25	15E
	1.4 ltr TSI [†]	Petrol	5-door	7-spd auto DSG	125	119	17,745.83	3,549.17	21,295.00	820.00	22,115.00	21,895.00	24	15E
	1.5 ltr TSI EVO [†]	Petrol	3-door	6-spd manual	130	110	16,783.33	3,356.67	20,140.00	800.00	20,940.00	20,740.00	23	15E
	1.5 ltr TSI EVO [†]	Petrol	5-door	6-spd manual	130	113	17,329.17	3,465.83	20,795.00	820.00	21,615.00	21,395.00	23	15E
	1.5 ltr TSI EVO [†]	Petrol	5-door	7-spd auto DSG	130	110	18,508.33	3,701.67	22,210.00	800.00	23,010.00	22,810.00	23	15E
	1.6 ltr TDI [†]	Diesel	3-door	5-spd manual	115	106	17,029.17	3,405.83	20,435.00	820.00	21,255.00	21,035.00	26	13E
	1.6 ltr TDI [†]	Diesel	5-door	5-spd manual	115	106	17,575.00	3,515.00	21,090.00	820.00	21,910.00	21,690.00	26	13E
	1.6 ltr TDI [†]	Diesel	5-door	7-spd auto DSG	115	102	18,754.17	3,750.83	22,505.00	820.00	23,325.00	23,105.00	25	13E
	2.0 ltr TDI [†]	Diesel	3-door	6-spd manual	150	109	18,195.83	3,639.17	21,835.00	820.00	22,655.00	22,435.00	26	18E
	2.0 ltr TDI [†]	Diesel	5-door	6-spd manual	150	109	18,741.67	3,748.33	22,490.00	820.00	23,310.00	23,090.00	26	18E
	2.0 ltr TDI [†]	Diesel	5-door	7-spd auto DSG	150	114	19,920.83	3,984.17	23,905.00	860.00	24,765.00	24,505.00	27	18E

1 Stock vehicle(s) tested according to NEDC technical procedures. Figures shown are for comparability purposes; only compare fuel consumption and CO₂ figures with other vehicles tested to the same technical procedures. These figures may not reflect real life driving results, which will depend upon a number of factors including the accessories fitted (post-registration), variations in weather, driving styles and vehicle load. There is a new test used for fuel consumption and CO₂ figures (known as WLTP). The figures shown however, are based on the outgoing (NEDC) test cycle. Please consult your authorised Volkswagen retailer for further information.

2 For full details of 'First year rate' VED (Vehicle Excise Duty), delivery to retailer, number plates and vehicle first registration fee included in the recommended 'On the road' retail price, please see page 46.
3 P11D value = Total recommended retail price + delivery to retailer £509.17, + number plates £20, + VAT £105.83 (calculated by reference to total of delivery to retailer + number plates). P11D value is based on standard specification model with no factory-fitted options or other accessories.

4 The BIK % figure quoted includes the 4% diesel supplement, where applicable.

5 The ABI insurance group is the recommended insurance rating set by the Association of British Insurers. Please note that insurance group ratings are purely advisory. They are used by insurers (ABI members and Lloyd's syndicates) as one of the factors in calculating premiums. Insurers are not required to follow the advisory group ratings and they may depart from them if they so wish.

† Please note these models may no longer be available to order, or only available from stock and not available to factory order.

MODEL PRICES – 2018 MODEL YEAR

3 AND 5-DOOR HATCHBACK RANGE.		Fuel	Transmission	Output, PS	CO ₂ emission, g/km ¹	Basic Recommended Retail £	VAT £	Total Recommended Retail £	Additional 'On the road' Costs £ ²	Manufacturer's Recommended 'On the road' Retail £ ²	P11D Value £ ³	BIK % ⁴	ABI Insurance Group ⁵	
SE NAVIGATION¹	1.0 ltr TSI ¹	Petrol	3-door	6-spd manual	110	109	16,308.33	3,261.67	19,570.00	800.00	20,370.00	20,170.00	22	12E
	1.0 ltr TSI ¹	Petrol	5-door	6-spd manual	110	109	16,854.17	3,370.83	20,225.00	800.00	21,025.00	20,825.00	22	12E
	1.0 ltr TSI ¹	Petrol	5-door	7-spd auto DSG	110	108	18,033.33	3,606.67	21,640.00	800.00	22,440.00	22,240.00	22	12E
	1.4 ltr TSI ¹	Petrol	3-door	6-spd manual	125	120	16,645.83	3,329.17	19,975.00	820.00	20,795.00	20,575.00	25	15E
	1.4 ltr TSI ¹	Petrol	5-door	6-spd manual	125	120	17,191.67	3,438.33	20,630.00	820.00	21,450.00	21,230.00	25	15E
	1.4 ltr TSI ¹	Petrol	5-door	7-spd auto DSG	125	119	18,370.83	3,674.17	22,045.00	820.00	22,865.00	22,645.00	24	15E
	1.5 ltr TSI EVO ¹	Petrol	3-door	6-spd manual	130	110	17,408.33	3,481.67	20,890.00	800.00	21,690.00	21,490.00	23	15E
	1.5 ltr TSI EVO ¹	Petrol	5-door	6-spd manual	130	113	17,954.17	3,590.83	21,545.00	820.00	22,365.00	22,145.00	23	15E
	1.5 ltr TSI EVO ¹	Petrol	5-door	7-spd auto DSG	130	110	19,133.33	3,826.67	22,960.00	800.00	23,760.00	23,560.00	23	15E
	1.6 ltr TDI ¹	Diesel	3-door	5-spd manual	115	106	17,654.17	3,530.83	21,185.00	820.00	22,005.00	21,785.00	26	13E
	1.6 ltr TDI ¹	Diesel	5-door	5-spd manual	115	106	18,200.00	3,640.00	21,840.00	820.00	22,660.00	22,440.00	26	13E
	1.6 ltr TDI ¹	Diesel	5-door	7-spd auto DSG	115	102	19,379.17	3,875.83	23,255.00	820.00	24,075.00	23,855.00	25	13E
	2.0 ltr TDI ¹	Diesel	3-door	6-spd manual	150	109	18,820.83	3,764.17	22,585.00	820.00	23,405.00	23,185.00	26	18E
	2.0 ltr TDI ¹	Diesel	5-door	6-spd manual	150	109	19,366.67	3,873.33	23,240.00	820.00	24,060.00	23,840.00	26	18E
	2.0 ltr TDI ¹	Diesel	5-door	7-spd auto DSG	150	114	20,545.83	4,109.17	24,655.00	860.00	25,515.00	25,255.00	27	18E

1 Stock vehicle(s) tested according to NEDC technical procedures. Figures shown are for comparability purposes; only compare fuel consumption and CO₂ figures with other vehicles tested to the same technical procedures. These figures may not reflect real life driving results, which will depend upon a number of factors including the accessories fitted (post-registration), variations in weather, driving styles and vehicle load. There is a new test used for fuel consumption and CO₂ figures (known as WLTP). The figures shown however, are based on the outgoing (NEDC) test cycle. Please consult your authorised Volkswagen retailer for further information.

2 For full details of 'First year rate' VED (Vehicle Excise Duty), delivery to retailer, number plates and vehicle first registration fee included in the recommended 'On the road' retail price, please see page 46.

3 P11D value = Total recommended retail price + delivery to retailer £509.17, + number plates £20, + VAT £105.83 (calculated by reference to total of delivery to retailer + number plates). P11D value is based on standard specification model with no factory-fitted options or other accessories.

4 The BIK % figure quoted includes the 4% diesel supplement, where applicable.

5 The ABI insurance group is the recommended insurance rating set by the Association of British Insurers. Please note that insurance group ratings are purely advisory. They are used by insurers (ABI members and Lloyd's syndicates) as one of the factors in calculating premiums. Insurers are not required to follow the advisory group ratings and they may depart from them if they so wish.

† Please note these models may no longer be available to order, or only available from stock and not available to factory order.

MODEL PRICES – 2018 MODEL YEAR

3 AND 5-DOOR HATCHBACK RANGE.		Fuel	Transmission	Output, PS	CO ₂ emission, g/km ¹	Basic Recommended Retail £	VAT £	Total Recommended Retail £	Additional 'On the road' Costs £ ²	Manufacturer's Recommended 'On the road' Retail £ ²	P11D Value £ ³	BIK % ⁴	ABI Insurance Group ⁵	
GT ¹	1.5 ltr TSI EVO ¹	Petrol	3-door	6-spd manual	130	113	18,937.50	3,787.50	22,725.00	820.00	23,545.00	23,325.00	23	16E
	1.5 ltr TSI EVO ¹	Petrol	5-door	6-spd manual	130	116	19,483.33	3,896.67	23,380.00	820.00	24,200.00	23,980.00	24	16E
	1.5 ltr TSI EVO ¹	Petrol	5-door	7-spd auto DSG	130	113	20,662.50	4,132.50	24,795.00	820.00	25,615.00	25,395.00	23	16E
	1.5 ltr TSI EVO ¹	Petrol	3-door	6-spd manual	150	116	19,333.33	3,866.67	23,200.00	820.00	24,020.00	23,800.00	24	18E
	1.5 ltr TSI EVO ¹	Petrol	5-door	6-spd manual	150	116	19,879.17	3,975.83	23,855.00	820.00	24,675.00	24,455.00	24	18E
	1.5 ltr TSI EVO ¹	Petrol	5-door	7-spd auto DSG	150	114	21,058.33	4,211.67	25,270.00	820.00	26,090.00	25,870.00	23	18E
	1.6 ltr TDI ¹	Diesel	3-door	5-spd manual	115	109	18,820.83	3,764.17	22,585.00	820.00	23,405.00	23,185.00	26	13E
	1.6 ltr TDI ¹	Diesel	5-door	5-spd manual	115	109	19,366.67	3,873.33	23,240.00	820.00	24,060.00	23,840.00	26	13E
	1.6 ltr TDI ¹	Diesel	5-door	7-spd auto DSG	115	105	20,545.83	4,109.17	24,655.00	820.00	25,475.00	25,255.00	26	13E
	2.0 ltr TDI ¹	Diesel	3-door	6-spd manual	150	111	19,987.50	3,997.50	23,985.00	860.00	24,845.00	24,585.00	27	19E
	2.0 ltr TDI ¹	Diesel	5-door	6-spd manual	150	111	20,533.33	4,106.67	24,640.00	860.00	25,500.00	25,240.00	27	19E
	2.0 ltr TDI ¹	Diesel	5-door	7-spd auto DSG	150	117	21,712.50	4,342.50	26,055.00	860.00	26,915.00	26,655.00	28	19E
R-LINE ¹	1.5 ltr TSI EVO ¹	Petrol	3-door	6-spd manual	150	116	20,162.50	4,032.50	24,195.00	820.00	25,015.00	24,795.00	24	19E
	1.5 ltr TSI EVO ¹	Petrol	5-door	6-spd manual	150	116	20,708.33	4,141.67	24,850.00	820.00	25,670.00	25,450.00	24	19E
	1.5 ltr TSI EVO ¹	Petrol	5-door	7-spd auto DSG	150	114	21,887.50	4,377.50	26,265.00	820.00	27,085.00	26,865.00	23	19E
	2.0 ltr TDI ¹	Diesel	3-door	6-spd manual	150	111	20,816.67	4,163.33	24,980.00	860.00	25,840.00	25,580.00	27	20E
	2.0 ltr TDI ¹	Diesel	5-door	6-spd manual	150	111	21,362.50	4,272.50	25,635.00	860.00	26,495.00	26,235.00	27	20E
	2.0 ltr TDI ¹	Diesel	5-door	7-spd auto DSG	150	117	22,541.67	4,508.33	27,050.00	860.00	27,910.00	27,650.00	28	20E

- 1 Stock vehicle(s) tested according to NEDC technical procedures. Figures shown are for comparability purposes; only compare fuel consumption and CO₂ figures with other vehicles tested to the same technical procedures. These figures may not reflect real life driving results, which will depend upon a number of factors including the accessories fitted (post-registration), variations in weather, driving styles and vehicle load. There is a new test used for fuel consumption and CO₂ figures (known as WLTP). The figures shown however, are based on the outgoing (NEDC) test cycle. Please consult your authorised Volkswagen retailer for further information.
- 2 For full details of 'First year rate' VED (Vehicle Excise Duty), delivery to retailer, number plates and vehicle first registration fee included in the recommended 'On the road' retail price, please see page 46.
- 3 P11D value = Total recommended retail price + delivery to retailer £509.17, + number plates £20, + VAT £105.83 (calculated by reference to total of delivery to retailer + number plates). P11D value is based on standard specification model with no factory-fitted options or other accessories.
- 4 The BIK % figure quoted includes the 4% diesel supplement, where applicable.
- 5 The ABI insurance group is the recommended insurance rating set by the Association of British Insurers. Please note that insurance group ratings are purely advisory. They are used by insurers (ABI members and Lloyd's syndicates) as one of the factors in calculating premiums. Insurers are not required to follow the advisory group ratings and they may depart from them if they so wish.
- † Please note these models may no longer be available to order, or only available from stock and not available to factory order.

MODEL PRICES – 2018 MODEL YEAR

3 AND 5-DOOR HATCHBACK RANGE.		Fuel	Transmission	Output, PS	CO ₂ emission, g/km ¹	Basic Recommended Retail	VAT	Total Recommended Retail	Additional 'On the road' Costs ²	Manufacturer's Recommended 'On the road' Retail ²	P11D Value ³	BIK % ⁴	ABI Insurance Group ⁵	
GTD¹	2.0 ltr TDI ¹	Diesel	3-door	6-spd manual	184	122	22,458.33	4,491.67	26,950.00	860.00	27,810.00	27,550.00	29	27E
	2.0 ltr TDI ¹	Diesel	5-door	6-spd manual	184	125	23,004.17	4,600.83	27,605.00	860.00	28,465.00	28,205.00	30	27E
	2.0 ltr TDI ¹	Diesel	3-door	7-spd auto DSG	184	124	23,725.00	4,745.00	28,470.00	860.00	29,330.00	29,070.00	29	27E
	2.0 ltr TDI ¹	Diesel	5-door	7-spd auto DSG	184	124	24,270.83	4,854.17	29,125.00	860.00	29,985.00	29,725.00	29	27E
GTD BLUELINE¹	2.0 ltr TDI ¹	Diesel	3-door	6-spd manual	184	116	22,125.00	4,425.00	26,550.00	860.00	27,410.00	27,150.00	28	27E
	2.0 ltr TDI ¹	Diesel	5-door	6-spd manual	184	119	22,670.83	4,534.17	27,205.00	860.00	28,065.00	27,805.00	28	27E
	2.0 ltr TDI ¹	Diesel	3-door	7-spd auto DSG	184	118	23,391.67	4,678.33	28,070.00	860.00	28,930.00	28,670.00	28	27E
	2.0 ltr TDI ¹	Diesel	5-door	7-spd auto DSG	184	118	23,937.50	4,787.50	28,725.00	860.00	29,585.00	29,325.00	28	27E
GTI¹	2.0 ltr TSI ¹	Petrol	3-door	6-spd manual	230	148	23,004.17	4,600.83	27,605.00	860.00	28,465.00	28,205.00	30	32E
	2.0 ltr TSI ¹	Petrol	5-door	6-spd manual	230	148	23,550.00	4,710.00	28,260.00	860.00	29,120.00	28,860.00	30	32E
	2.0 ltr TSI ¹	Petrol	3-door	6-spd auto DSG	230	145	24,183.33	4,836.67	29,020.00	860.00	29,880.00	29,620.00	30	32E
	2.0 ltr TSI ¹	Petrol	5-door	6-spd auto DSG	230	148	24,729.17	4,945.83	29,675.00	860.00	30,535.00	30,275.00	30	32E
GTI PERFORMANCE¹	2.0 ltr TSI ¹	Petrol	3-door	6-spd manual	245	148	24,225.00	4,845.00	29,070.00	860.00	29,930.00	29,670.00	30	33E
	2.0 ltr TSI ¹	Petrol	5-door	6-spd manual	245	150	24,770.83	4,954.17	29,725.00	860.00	30,585.00	30,325.00	31	33E
	2.0 ltr TSI ¹	Petrol	3-door	7-spd auto DSG	245	144	25,200.00	5,040.00	30,240.00	860.00	31,100.00	30,840.00	29	33E
	2.0 ltr TSI ¹	Petrol	5-door	7-spd auto DSG	245	144	25,745.83	5,149.17	30,895.00	860.00	31,755.00	31,495.00	29	33E
R¹	2.0 ltr TSI 4MOTION ¹	Petrol	3-door	6-spd manual	310	180	26,162.50	5,232.50	31,395.00	1,485.00	32,880.00	31,995.00	37	39E
	2.0 ltr TSI 4MOTION ¹	Petrol	5-door	6-spd manual	310	180	26,708.33	5,341.67	32,050.00	1,485.00	33,535.00	32,650.00	37	39E
	2.0 ltr TSI 4MOTION ¹	Petrol	3-door	7-spd auto DSG	310	160	27,570.83	5,514.17	33,085.00	1,170.00	34,255.00	33,685.00	33	39E
	2.0 ltr TSI 4MOTION ¹	Petrol	5-door	7-spd auto DSG	310	163	28,116.67	5,623.33	33,740.00	1,170.00	34,910.00	34,340.00	33	39E

1 Stock vehicle(s) tested according to NEDC technical procedures. Figures shown are for comparability purposes; only compare fuel consumption and CO₂ figures with other vehicles tested to the same technical procedures. These figures may not reflect real life driving results, which will depend upon a number of factors including the accessories fitted (post-registration), variations in weather, driving styles and vehicle load. There is a new test used for fuel consumption and CO₂ figures (known as WLTP). The figures shown however, are based on the outgoing (NEDC) test cycle. Please consult your authorised Volkswagen retailer for further information.

2 For full details of 'First year rate' VED (Vehicle Excise Duty), delivery to retailer, number plates and vehicle first registration fee included in the recommended 'On the road' retail price, please see page 46.

3 P11D value = Total recommended retail price + delivery to retailer £509.17, + number plates £20, + VAT £105.83 (calculated by reference to total of delivery to retailer + number plates). P11D value is based on standard specification model with no factory-fitted options or other accessories.

4 The BIK % figure quoted includes the 4% diesel supplement, where applicable.

5 The ABI insurance group is the recommended insurance rating set by the Association of British Insurers. Please note that insurance group ratings are purely advisory. They are used by insurers (ABI members and Lloyd's syndicates) as one of the factors in calculating premiums. Insurers are not required to follow the advisory group ratings and they may depart from them if they so wish.

† Please note these models may no longer be available to order, or only available from stock and not available to factory order.

MODEL PRICES – 2018 MODEL YEAR

PETROL/ELECTRIC HYBRID 5-DOOR HATCHBACK.		Fuel	Transmission	Combined output, PS	CO ₂ emission, g/km ¹	Basic Recommended Retail £	VAT £	Total Recommended Retail £	Additional 'On the road' Costs £ ²	Manufacturer's Recommended 'On the road' Retail £ ²	P11D Value £ ³	BIK % ⁴	ABI Insurance Group ⁵	
GTE ¹	1.4 ltr TSI PHEV ³	Hybrid	5-door	6-spd auto DSG	204	38	25,370.83	5,074.17	30,445.00	655.00	31,100.00	31,045.00	13	25E
GTE Advance ¹	1.4 ltr TSI PHEV ³	Hybrid	5-door	6-spd auto DSG	204	40	26,620.83	5,324.17	31,945.00	655.00	32,600.00	32,545.00	13	26E

1 The 'combined/weighted' fuel consumption/CO₂ figures are calculated from two test results: one when the battery is fully charged and another when the battery is discharged. The two results are a weighted average, taking into account mileage range on battery power only, providing a figure in a variety of charge conditions. Battery charged using mains-sourced electricity via plug-in. Extended range achieved by 1.4 litre TSI petrol engine generating electricity. Fuel consumption and CO₂ emissions figures are obtained under standardised test conditions (Directive 93/116/EEC) using a representative model. This allows direct comparison between different models from different manufacturers, but may not represent the actual fuel consumption achieved in 'real world' driving conditions. Emissions are while driving. More information is available at www.dft.gov.uk/vca. For full details, please see Environmental Information on page 48. CO₂ emissions shown refer to standard specification only. Adding larger optional alloy wheels can increase CO₂ emissions which may affect VED band, BIK% and recommended 'On the road' retail price. For full details, please see CO₂ emissions and VED bands with optional wheels on page 60.

2 For full details of VED (Vehicle Excise Duty) bands, delivery to retailer, number plates and vehicle first registration fee included in the recommended 'On the road' retail price, please see page 46.

3 P11D value = Total recommended retail price + delivery to retailer £509.17, + number plates £20, + VAT £105.83 (calculated by reference to total of delivery to retailer + number plates), not including the automatic 'PICG' deduction. P11D value is based on standard specification model with no factory-fitted options or other accessories.

4 The BIK % figure quoted includes the 4% diesel supplement, where applicable.

5 The ABI insurance group is the recommended insurance rating set by the Association of British Insurers. Please note that insurance group ratings are purely advisory. They are used by insurers (ABI members and Lloyd's syndicates) as one of the factors in calculating premiums. Insurers are not required to follow the advisory group ratings and they may depart from them if they so wish.

† Please note these models may no longer be available to order, or only available from stock and not available to factory order.

ALL-ELECTRIC 5-DOOR HATCHBACK.		Transmission	Output, PS	CO ₂ emission, g/km ¹	Basic Recommended Retail £	VAT £	Total Recommended Retail £	Additional 'On the road' Costs £ ²	Manufacturer's Recommended 'On the road' Retail £ ² excl. PICG ³	'On the road' Retail £ with PICG ³ deducted	P11D Value £ ⁴	BIK % ⁵	ABI Insurance Group ⁶
e-Golf [†]	5-door	Single-speed gearbox	136	0	26,729.17	5,345.83	32,075.00	655.00	32,730.00	29,230.00	32,675.00	13	26E

1 Zero emissions while driving.

2 For full details of 'First year rate' VED (Vehicle Excise Duty), delivery to retailer, number plates and vehicle first registration fee included in the recommended 'On the road' retail price, please see page 46.

3 This model is an all-electric vehicle (EV) which makes it eligible for the Government 'PICG' (Plug-in Car Grant) towards the cost of the car. The 'cost' is the full purchase price you pay for the basic vehicle - including number plates, Vehicle Excise Duty and VAT, but does not include delivery charge or first registration fee. The amount of your grant will be automatically deducted from the price of your vehicle when the vehicle is registered. The PICG will be applied to the recommended 'On the road' retail price. The receipt of this grant is subject to the eligibility of the vehicle at the point of registration and is subject to change. Please refer to the GOV.UK OLEV Grant website for more details. Your authorised Volkswagen retailer will complete the paperwork, but you may be asked to complete a customer survey. For more information, please contact your authorised Volkswagen retailer or visit www.gov.uk/plug-in-car-van-grants/overview

4 P11D value = Total recommended retail price + delivery to retailer £509.17, + number plates £20, + VAT £105.83 (calculated by reference to total of delivery to retailer + number plates), not including the automatic 'PICG' deduction. P11D value is based on standard specification model with no factory-fitted options or other accessories.

5 The BIK % figure quoted includes the 4% diesel supplement, where applicable.

6 The ABI insurance group is the recommended insurance rating set by the Association of British Insurers. Please note that insurance group ratings are purely advisory. They are used by insurers (ABI members and Lloyd's syndicates) as one of the factors in calculating premiums. Insurers are not required to follow the advisory group ratings and they may depart from them if they so wish.

† Please note these models may no longer be available to order, or only available from stock and not available to factory order.

As of 11 October 2018 the government announced changes to the Plug-in Car Grant (PICG) that will affect the 'On the road' retail price on Golf GTE, Golf GTE Advance and e-Golf models. The Plug-in Car Grant (PICG) rate for Category 1 vehicles, e-Golf, will move from £4,500 to £3,500, whilst Category 2 and 3 vehicles, Golf GTE and Golf GTE Advance, will no longer be eligible for the Plug-in Car Grant (PICG). These changes will be effective from 21 October 2018. For more information, please contact your authorised Volkswagen retailer or visit www.gov.uk/plug-in-car-van-grants/overview.

MODEL PRICES – 2019 MODEL YEAR †

3 AND 5-DOOR HATCHBACK RANGE.		WLTP type approved †	Fuel	Transmission	Output, PS	CO ₂ emission, g/km ¹	Basic Recommended Retail £	VAT £	Total Recommended Retail £	Additional 'On the road' Costs £ ²	Manufacturer's Recommended 'On the road' Retail £ ²	P11D Value £ ³	BIK % ⁴	ABI Insurance Group ⁵	
S[†]	1.0 ltr TSI [†]	Yes	Petrol	3-door	5-spd manual	85	109	14,941.67	2,988.33	17,930.00	835.00	18,565.00	22	11E	
	1.0 ltr TSI [†]	Yes	Petrol	5-door	5-spd manual	85	109	15,487.50	3,097.50	18,585.00	835.00	19,420.00	22	11E	
	1.6 ltr TDI [†]	Yes	Diesel	3-door	5-spd manual	115	109	16,695.83	3,339.17	20,035.00	855.00	20,890.00	26	15E	
	1.6 ltr TDI [†]	Yes	Diesel	5-door	5-spd manual	115	109	17,241.67	3,448.33	20,690.00	855.00	21,545.00	26	15E	
SE^{††}	1.0 ltr TSI ^{††}	Yes	Petrol	3-door	6-spd manual	115	106	15,683.33	3,136.67	18,820.00	835.00	19,655.00	19,455.00	22	12E
	1.0 ltr TSI ^{††}	Yes	Petrol	5-door	6-spd manual	115	106	16,229.17	3,245.83	19,475.00	835.00	20,310.00	20,110.00	22	12E
	1.0 ltr TSI ^{††}	Yes	Petrol	5-door	7-spd auto DSG	115	109	17,408.33	3,481.67	20,890.00	835.00	21,725.00	21,525.00	22	12E
	1.5 ltr TSI EVO ^{††}	Yes	Petrol	3-door	6-spd manual	130	113	16,783.33	3,356.67	20,140.00	855.00	20,995.00	20,775.00	23	15E
	1.5 ltr TSI EVO ^{††}	Yes	Petrol	5-door	6-spd manual	130	113	17,329.17	3,465.83	20,795.00	855.00	21,650.00	21,430.00	23	15E
	1.5 ltr TSI EVO ^{††}	Yes	Petrol	5-door	7-spd auto DSG	130	111	18,508.33	3,701.67	22,210.00	855.00	23,065.00	22,845.00	23	15E
	1.5 ltr TSI EVO ^{††}	Yes	Petrol	3-door	6-spd manual	150	119	17,179.17	3,435.83	20,615.00	855.00	21,470.00	21,250.00	24	15E
	1.5 ltr TSI EVO ^{††}	Yes	Petrol	5-door	6-spd manual	150	119	17,725.00	3,545.00	21,270.00	855.00	22,125.00	21,905.00	24	15E
	1.5 ltr TSI EVO ^{††}	Yes	Petrol	5-door	7-spd auto DSG	150	116	18,904.17	3,780.83	22,685.00	855.00	23,540.00	23,320.00	24	15E
	1.6 ltr TDI ^{††}	Yes	Diesel	3-door	5-spd manual	115	108	17,029.17	3,405.83	20,435.00	855.00	21,290.00	21,070.00	26	13E
	1.6 ltr TDI ^{††}	Yes	Diesel	5-door	5-spd manual	115	108	17,575.00	3,515.00	21,090.00	855.00	21,945.00	21,725.00	26	13E
	1.6 ltr TDI ^{††}	Yes	Diesel	5-door	7-spd auto DSG	115	104	18,754.17	3,750.83	22,505.00	855.00	23,360.00	23,140.00	25	13E
	2.0 ltr TDI ^{††}	-	Diesel	3-door	6-spd manual	150	TBA	TBA	TBA	TBA	TBA	TBA	TBA	18E	
	2.0 ltr TDI ^{††}	-	Diesel	5-door	6-spd manual	150	TBA	TBA	TBA	TBA	TBA	TBA	TBA	18E	
	2.0 ltr TDI [†]	Yes	Diesel	5-door	7-spd auto DSG	150	116	19,920.83	3,984.17	23,905.00	895.00	24,800.00	24,540.00	28	18E

1 Figures shown are for comparability purposes; only compare fuel consumption and CO₂ figures with other vehicles tested to the same technical procedures. These figures may not reflect real life driving results, which will depend upon a number of factors including the accessories fitted (post-registration), variations in weather, driving styles and vehicle load. There is a new test used for fuel consumption and CO₂ figures (known as WLTP). The CO₂ figures shown however, are based on a calculation designed to be equivalent to the outgoing (NEDC) test cycle and will be used to calculate vehicle tax on first registration.

For more information, please see volkswagen.co.uk/owners/wltp or consult your authorised Volkswagen retailer.

2 For full details of 'First year rate' VED (Vehicle Excise Duty), delivery to retailer, number plates and vehicle first registration fee included in the recommended 'On the road' retail price, please see page 46.

3 P11D value = Total recommended retail price + delivery to retailer £509.17, + number plates £20, + VAT £105.83 (calculated by reference to total of delivery to retailer + number plates). P11D value is based on standard specification model with no factory-fitted options or other accessories.

4 The BIK % figure quoted includes the 4% diesel supplement, where applicable.

5 The ABI insurance group is the recommended insurance rating set by the Association of British Insurers. Please note that insurance group ratings are purely advisory. They are used by insurers (ABI members and Lloyd's syndicates) as one of the factors in calculating premiums. Insurers are not required to follow the advisory group ratings and they may depart from them if they so wish.

† These vehicles are WLTP (Worldwide Harmonised Light-Duty Vehicles Test Procedure) type approved vehicles. More information is available at www.volkswagen.co.uk/owners/wltp.

† Please note these models may no longer be available to order, or only available from stock and not available to factory order.

Volkswagen UK may change RRP's at any time (this includes where there are government changes in regulation and/or legislation). There may be a delay to any RRP displaying correctly on our materials. Always obtain prices from your chosen authorised Volkswagen retailer.

MODEL PRICES – 2019 MODEL YEAR †

3 AND 5-DOOR HATCHBACK RANGE.		WLTP type approved †	Fuel	Transmission	Output, PS	CO ₂ emission, g/km ¹	Basic Recommended Retail £	VAT £	Total Recommended Retail £	Additional 'On the road' Costs £ ²	Manufacturer's Recommended 'On the road' Retail £ ²	P11D Value £ ³	BIK % ⁴	ABI Insurance Group ⁵	
SE NAVIGATION ††	1.0 ltr TSI ††	Yes	Petrol	3-door	6-spd manual	115	106	16,308.33	3,261.67	19,570.00	835.00	20,405.00	20,205.00	22	12E
	1.0 ltr TSI ††	Yes	Petrol	5-door	6-spd manual	115	106	16,854.17	3,370.83	20,225.00	835.00	21,060.00	20,860.00	22	12E
	1.0 ltr TSI ††	Yes	Petrol	5-door	7-spd auto DSG	115	109	18,033.33	3,606.67	21,640.00	835.00	22,475.00	22,275.00	22	12E
	1.5 ltr TSI EVO ††	Yes	Petrol	3-door	6-spd manual	130	113	17,408.33	3,481.67	20,890.00	855.00	21,745.00	21,525.00	23	15E
	1.5 ltr TSI EVO ††	Yes	Petrol	5-door	6-spd manual	130	113	17,954.17	3,590.83	21,545.00	855.00	22,400.00	22,180.00	23	15E
	1.5 ltr TSI EVO ††	Yes	Petrol	5-door	7-spd auto DSG	130	111	19,133.33	3,826.67	22,960.00	855.00	23,815.00	23,595.00	23	15E
	1.5 ltr TSI EVO ††	Yes	Petrol	3-door	6-spd manual	150	119	17,804.17	3,560.83	21,365.00	855.00	22,220.00	22,000.00	24	15E
	1.5 ltr TSI EVO ††	Yes	Petrol	5-door	6-spd manual	150	119	18,350.00	3,670.00	22,020.00	855.00	22,875.00	22,655.00	24	15E
	1.5 ltr TSI EVO ††	Yes	Petrol	5-door	7-spd auto DSG	150	116	19,529.17	3,905.83	23,435.00	855.00	24,290.00	24,070.00	24	15E
	1.6 ltr TDI ††	Yes	Diesel	3-door	5-spd manual	115	108	17,654.17	3,530.83	21,185.00	855.00	22,040.00	21,820.00	26	13E
	1.6 ltr TDI ††	Yes	Diesel	5-door	5-spd manual	115	108	18,200.00	3,640.00	21,840.00	855.00	22,695.00	22,475.00	26	13E
	1.6 ltr TDI ††	Yes	Diesel	5-door	7-spd auto DSG	115	104	19,379.17	3,875.83	23,255.00	855.00	24,110.00	23,890.00	25	13E
	2.0 ltr TDI ††	-	Diesel	3-door	6-spd manual	150	TBA	TBA	TBA	TBA	TBA	TBA	TBA	TBA	18E
	2.0 ltr TDI ††	-	Diesel	5-door	6-spd manual	150	TBA	TBA	TBA	TBA	TBA	TBA	TBA	TBA	18E
	2.0 ltr TDI †	Yes	Diesel	5-door	7-spd auto DSG	150	116	20,545.83	4,109.17	24,655.00	895.00	25,550.00	25,290.00	28	18E

1. Figures shown are for comparability purposes; only compare fuel consumption and CO₂ figures with other vehicles tested to the same technical procedures. These figures may not reflect real life driving results, which will depend upon a number of factors including the accessories fitted (post-registration), variations in weather, driving styles and vehicle load. There is a new test used for fuel consumption and CO₂ figures (known as WLTP). The CO₂ figures shown however, are based on a calculation designed to be equivalent to the outgoing (NEDC) test cycle and will be used to calculate vehicle tax on first registration. For more information, please see volkswagen.co.uk/owners/wltp or consult your authorised Volkswagen retailer.

2. For full details of 'First year rate' VED (Vehicle Excise Duty), delivery to retailer, number plates and vehicle first registration fee included in the recommended 'On the road' retail price, please see page 46.

3. P11D value = Total recommended retail price + delivery to retailer £509.17, + number plates £20, + VAT £105.83 (calculated by reference to total of delivery to retailer + number plates). P11D value is based on standard specification model with no factory-fitted options or other accessories.

4. The BIK % figure quoted includes the 4% diesel supplement, where applicable.

5. The ABI insurance group is the recommended insurance rating set by the Association of British Insurers. Please note that insurance group ratings are purely advisory. They are used by insurers (ABI members and Lloyd's syndicates) as one of the factors in calculating premiums. Insurers are not required to follow the advisory group ratings and they may depart from them if they so wish.

‡ These vehicles are WLTP (Worldwide Harmonised Light-Duty Vehicles Test Procedure) type approved vehicles. More information is available at www.volkswagen.co.uk/owners/wltp.

† Please note these models may no longer be available to order, or only available from stock and not available to factory order.

Volkswagen UK may change RRP's at any time (this includes where there are government changes in regulation and/or legislation). There may be a delay to any RRP displaying correctly on our materials. Always obtain prices from your chosen authorised Volkswagen retailer.

MODEL PRICES – 2019 MODEL YEAR †

3 AND 5-DOOR HATCHBACK RANGE.		WLTP type approved †	Fuel	Transmission	Output, PS	CO ₂ emission, g/km ¹	Basic Recommended Retail £	VAT £	Total Recommended Retail £	Additional 'On the road' Costs £ ²	Manufacturer's Recommended 'On the road' Retail £ ²	P11D Value £ ³	BIK % ⁴	ABI Insurance Group ⁵	
MATCH †	1.0 ltr TSI †	Yes	Petrol	3-door	6-spd manual	115	109	16,425.00	3,285.00	19,710.00	835.00	20,545.00	20,345.00	22	13E
	1.0 ltr TSI †	Yes	Petrol	5-door	6-spd manual	115	109	16,970.83	3,394.17	20,365.00	835.00	21,200.00	21,000.00	22	13E
	1.0 ltr TSI ††	Yes	Petrol	5-door	7-spd auto DSG	115	109	18,150.00	3,630.00	21,780.00	835.00	22,615.00	22,415.00	22	13E
	1.5 ltr TSI EVO †	Yes	Petrol	3-door	6-spd manual	130	113	17,275.00	3,455.00	20,730.00	855.00	21,585.00	21,365.00	23	15E
	1.5 ltr TSI EVO †	Yes	Petrol	5-door	6-spd manual	130	113	17,820.83	3,564.17	21,385.00	855.00	22,240.00	22,020.00	23	15E
	1.5 ltr TSI EVO ††	Yes	Petrol	5-door	7-spd auto DSG	130	111	19,000.00	3,800.00	22,800.00	855.00	23,655.00	23,435.00	23	15E
	1.5 ltr TSI EVO †	Yes	Petrol	3-door	6-spd manual	150	119	17,920.83	3,584.17	21,505.00	855.00	22,360.00	22,140.00	24	17E
	1.5 ltr TSI EVO †	Yes	Petrol	5-door	6-spd manual	150	119	18,466.67	3,693.33	22,160.00	855.00	23,015.00	22,795.00	24	17E
	1.5 ltr TSI EVO †	Yes	Petrol	5-door	7-spd auto DSG	150	116	19,645.83	3,929.17	23,575.00	855.00	24,430.00	24,210.00	24	17E
	1.6 ltr TDI †	Yes	Diesel	3-door	5-spd manual	115	108	17,737.50	3,547.50	21,285.00	855.00	22,140.00	21,920.00	26	13E
	1.6 ltr TDI †	Yes	Diesel	5-door	5-spd manual	115	108	18,283.33	3,656.67	21,940.00	855.00	22,795.00	22,575.00	26	13E
	1.6 ltr TDI †	Yes	Diesel	5-door	7-spd auto DSG	115	104	19,462.50	3,892.50	23,355.00	855.00	24,210.00	23,990.00	25	13E
	2.0 ltr TDI †	-	Diesel	3-door	6-spd manual	150	TBA	TBA	TBA	TBA	TBA	TBA	TBA	TBA	18E
	2.0 ltr TDI †	-	Diesel	5-door	6-spd manual	150	TBA	TBA	TBA	TBA	TBA	TBA	TBA	TBA	18E
	2.0 ltr TDI †	Yes	Diesel	5-door	7-spd auto DSG	150	116	20,629.17	4,125.83	24,755.00	895.00	25,650.00	25,390.00	28	18E

1 Figures shown are for comparability purposes; only compare fuel consumption and CO₂ figures with other vehicles tested to the same technical procedures. These figures may not reflect real life driving results, which will depend upon a number of factors including the accessories fitted (post-registration), variations in weather, driving styles and vehicle load. There is a new test used for fuel consumption and CO₂ figures (known as WLTP). The CO₂ figures shown however, are based on a calculation designed to be equivalent to the outgoing (NEDC) test cycle and will be used to calculate vehicle tax on first registration. For more information, please see volkswagen.co.uk/owners/wltp or consult your authorised Volkswagen retailer.

2 For full details of 'First year rate' VED (Vehicle Excise Duty), delivery to retailer, number plates and vehicle first registration fee included in the recommended 'On the road' retail price, please see page 46.

3 P11D value = Total recommended retail price + delivery to retailer £509.17, + number plates £20, + VAT £105.83 (calculated by reference to total of delivery to retailer + number plates). P11D value is based on standard specification model with no factory-fitted options or other accessories.

4 The BIK % figure quoted includes the 4% diesel supplement, where applicable.

5 The ABI insurance group is the recommended insurance rating set by the Association of British Insurers. Please note that insurance group ratings are purely advisory. They are used by insurers (ABI members and Lloyd's syndicates) as one of the factors in calculating premiums. Insurers are not required to follow the advisory group ratings and they may depart from them if they so wish.

† These vehicles are WLTP (Worldwide Harmonised Light-Duty Vehicles Test Procedure) type approved vehicles. More information is available at www.volkswagen.co.uk/owners/wltp.

‡ Please note these models may no longer be available to order, or only available from stock and not available to factory order.

Volkswagen UK may change RRP's at any time (this includes where there are government changes in regulation and/or legislation). There may be a delay to any RRP displaying correctly on our materials. Always obtain prices from your chosen authorised Volkswagen retailer.

MODEL PRICES – 2019 MODEL YEAR †

3 AND 5-DOOR HATCHBACK RANGE.		WLTP type approved ¹	Fuel	Transmission	Output, PS	CO ₂ emission, g/km ¹	Basic Recommended Retail	VAT	Total Recommended Retail	Additional 'On the road' Costs ²	Manufacturer's Recommended 'On the road' Retail ²	P11D Value ³	BIK % ⁴	ABI Insurance Group ⁵	
GT[‡]	1.5 ltr TSI EVO [‡]	Yes	Petrol	3-door	6-spd manual	130	116	19,012.50	3,802.50	22,815.00	855.00	23,670.00	23,450.00	24	16E
	1.5 ltr TSI EVO [‡]	Yes	Petrol	5-door	6-spd manual	130	116	19,558.33	3,911.67	23,470.00	855.00	24,325.00	24,105.00	24	16E
	1.5 ltr TSI EVO ^{††}	Yes	Petrol	5-door	7-spd auto DSG	130	113	20,737.50	4,147.50	24,885.00	855.00	25,740.00	25,520.00	23	16E
	1.5 ltr TSI EVO [‡]	Yes	Petrol	3-door	6-spd manual	150	123	19,658.33	3,931.67	23,590.00	855.00	24,445.00	24,225.00	25	18E
	1.5 ltr TSI EVO [‡]	Yes	Petrol	5-door	6-spd manual	150	120	20,204.17	4,040.83	24,245.00	855.00	25,100.00	24,880.00	25	18E
	1.5 ltr TSI EVO [‡]	Yes	Petrol	5-door	7-spd auto DSG	150	119	21,383.33	4,276.67	25,660.00	855.00	26,515.00	26,295.00	24	18E
	1.6 ltr TDI [‡]	Yes	Diesel	3-door	5-spd manual	115	111	19,112.50	3,822.50	22,935.00	895.00	23,830.00	23,570.00	27	13E
	1.6 ltr TDI [‡]	Yes	Diesel	5-door	5-spd manual	115	111	19,658.33	3,931.67	23,590.00	895.00	24,485.00	24,225.00	27	13E
	1.6 ltr TDI [‡]	Yes	Diesel	5-door	7-spd auto DSG	115	107	20,837.50	4,167.50	25,005.00	855.00	25,860.00	25,640.00	26	13E
	2.0 ltr TDI [‡]	-	Diesel	3-door	6-spd manual	150	TBA	TBA	TBA	TBA	TBA	TBA	TBA	TBA	19E
	2.0 ltr TDI [‡]	-	Diesel	5-door	6-spd manual	150	TBA	TBA	TBA	TBA	TBA	TBA	TBA	TBA	19E
	2.0 ltr TDI [†]	Yes	Diesel	5-door	7-spd auto DSG	150	118	22,004.17	4,400.83	26,405.00	895.00	27,300.00	27,040.00	28	19E
R-LINE[†]	1.5 ltr TSI EVO [‡]	Yes	Petrol	3-door	6-spd manual	150	123	20,487.50	4,097.50	24,585.00	855.00	25,440.00	25,220.00	25	19E
	1.5 ltr TSI EVO [‡]	Yes	Petrol	5-door	6-spd manual	150	120	21,033.33	4,206.67	25,240.00	855.00	26,095.00	25,875.00	25	19E
	1.5 ltr TSI EVO [‡]	Yes	Petrol	5-door	7-spd auto DSG	150	119	22,212.50	4,442.50	26,655.00	855.00	27,510.00	27,290.00	24	19E
	2.0 ltr TDI [‡]	-	Diesel	3-door	6-spd manual	150	TBA	TBA	TBA	TBA	TBA	TBA	TBA	TBA	20E
	2.0 ltr TDI [‡]	-	Diesel	5-door	6-spd manual	150	TBA	TBA	TBA	TBA	TBA	TBA	TBA	TBA	20E
	2.0 ltr TDI [†]	Yes	Diesel	5-door	7-spd auto DSG	150	118	22,833.33	4,566.67	27,400.00	895.00	28,295.00	28,035.00	28	20E

1 Figures shown are for comparability purposes; only compare fuel consumption and CO₂ figures with other vehicles tested to the same technical procedures. These figures may not reflect real life driving results, which will depend upon a number of factors including the accessories fitted (post-registration), variations in weather, driving styles and vehicle load. There is a new test used for fuel consumption and CO₂ figures (known as WLTP). The CO₂ figures shown however, are based on a calculation designed to be equivalent to the outgoing (NEDC) test cycle and will be used to calculate vehicle tax on first registration. For more information, please see volkswagen.co.uk/owners/wltp or consult your authorised Volkswagen retailer.

2 For full details of 'First year rate' VED (Vehicle Excise Duty), delivery to retailer, number plates and vehicle first registration fee included in the recommended 'On the road' retail price, please see page 46.

3 P11D value = Total recommended retail price + delivery to retailer £509.17, + number plates £20, + VAT £105.83 (calculated by reference to total of delivery to retailer + number plates). P11D value is based on standard specification model with no factory-fitted options or other accessories.

4 The BIK % figure quoted includes the 4% diesel supplement, where applicable.

5 The ABI insurance group is the recommended insurance rating set by the Association of British Insurers. Please note that insurance group ratings are purely advisory. They are used by insurers (ABI members and Lloyd's syndicates) as one of the factors in calculating premiums. Insurers are not required to follow the advisory group ratings and they may depart from them if they so wish.

‡ These vehicles are WLTP (Worldwide Harmonised Light-Duty Vehicles Test Procedure) type approved vehicles. More information is available at www.volkswagen.co.uk/owners/wltp.

† Please note these models may no longer be available to order, or only available from stock and not available to factory order.

Volkswagen UK may change RRP's at any time (this includes where there are government changes in regulation and/or legislation). There may be a delay to any RRP displaying correctly on our materials. Always obtain prices from your chosen authorised Volkswagen retailer.

MODEL PRICES – 2019 MODEL YEAR ‡

3 AND 5-DOOR HATCHBACK RANGE.		WLTP type approved ¹	Fuel	Transmission		Output, PS (Combined PHEV)	CO ₂ emission, g/km ¹	Basic Recommended Retail	VAT	Total Recommended Retail	Additional 'On the road' Costs ²	Manufacturer's Recommended 'On the road' Retail ²	P11D Value ³	BIK % ⁴	ABI Insurance Group ⁵
GTD [‡]	2.0 ltr TDI [‡]	Yes	Diesel	3-door	7-spd auto DSG	184	118	24,266.67	4,853.33	29,120.00	895.00	30,015.00	29,755.00	28	27E
	2.0 ltr TDI [‡]	Yes	Diesel	5-door	7-spd auto DSG	184	118	24,812.50	4,962.50	29,775.00	895.00	30,670.00	30,410.00	28	27E
GTD BLUELINE [‡]	2.0 ltr TDI [‡]	Yes	Diesel	3-door	7-spd auto DSG	184	113	23,933.33	4,786.67	28,720.00	895.00	29,615.00	29,355.00	27	27E
	2.0 ltr TDI [‡]	Yes	Diesel	5-door	7-spd auto DSG	184	113	24,479.17	4,895.83	29,375.00	895.00	30,270.00	30,010.00	27	27E

1 Figures shown are for comparability purposes; only compare fuel consumption and CO₂ figures with other vehicles tested to the same technical procedures. These figures may not reflect real life driving results, which will depend upon a number of factors including the accessories fitted (post-registration), variations in weather, driving styles and vehicle load. There is a new test used for fuel consumption and CO₂ figures (known as WLTP). The CO₂ figures shown however, are based on a calculation designed to be equivalent to the outgoing (NEDC) test cycle and will be used to calculate vehicle tax on first registration. For more information, please see volkswagen.co.uk/owners/wltp or consult your authorised Volkswagen retailer.

2 For full details of 'First year rate' VED (Vehicle Excise Duty), delivery to retailer, number plates and vehicle first registration fee included in the recommended 'On the road' retail price, please see page 46.

3 P11D value = Total recommended retail price + delivery to retailer £509.17, + number plates £20, + VAT £105.83 (calculated by reference to total of delivery to retailer + number plates). P11D value is based on standard specification model with no factory-fitted options or other accessories.

4 The BIK % figure quoted includes the 4% diesel supplement, where applicable.

5 The ABI insurance group is the recommended insurance rating set by the Association of British Insurers. Please note that insurance group ratings are purely advisory. They are used by insurers (ABI members and Lloyd's syndicates) as one of the factors in calculating premiums. Insurers are not required to follow the advisory group ratings and they may depart from them if they so wish.

‡ These vehicles are WLTP (Worldwide Harmonised Light-Duty Vehicles Test Procedure) type approved vehicles. More information is available at www.volkswagen.co.uk/owners/wltp.

Volkswagen UK may change RRP's at any time (this includes where there are government changes in regulation and/or legislation). There may be a delay to any RRP displaying correctly on our materials. Always obtain prices from your chosen authorised Volkswagen retailer.

MODEL PRICES – 2019 MODEL YEAR ‡

3 AND 5-DOOR HATCHBACK RANGE.		WLTP type approved ¹	Fuel	Transmission	Output, PS	CO ₂ emission, g/km ¹	Basic Recommended Retail	VAT	Total Recommended Retail	Additional 'On the road' Costs ²	Manufacturer's Recommended 'On the road' Retail ²	P11D Value ³	BIK % ⁴	ABI Insurance Group ⁵	
GTI PERFORMANCE ‡	2.0 ltr TSI ‡	Yes	Petrol	3-door	6-spd manual	245	155	24,800.00	4,960.00	29,760.00	1,205.00	30,965.00	30,395.00	32	33E
	2.0 ltr TSI ‡	Yes	Petrol	5-door	6-spd manual	245	155	25,345.83	5,069.17	30,415.00	1,205.00	31,620.00	31,050.00	32	33E
	2.0 ltr TSI ‡	Yes	Petrol	3-door	7-spd auto DSG	245	143	25,775.00	5,155.00	30,930.00	895.00	31,825.00	31,565.00	29	33E
	2.0 ltr TSI ‡	Yes	Petrol	5-door	7-spd auto DSG	245	143	26,320.83	5,264.17	31,585.00	895.00	32,480.00	32,220.00	29	33E
GTI TCR †	2.0 ltr TSI ‡	Yes	Petrol	3-door	7-spd auto DSG	290	153	27,441.67	5,488.33	32,930.00	1,205.00	34,135.00	33,565.00	31	34E
	2.0 ltr TSI ‡	Yes	Petrol	5-door	7-spd auto DSG	290	153	27,987.50	5,597.50	33,585.00	1,205.00	34,790.00	34,220.00	31	34E
R ‡	2.0 ltr TSI 4MOTION ‡	Yes	Petrol	3-door	7-spd auto DSG	300	160	28,145.83	5,629.17	33,775.00	1,205.00	34,980.00	34,410.00	33	39E
	2.0 ltr TSI 4MOTION ‡	Yes	Petrol	5-door	7-spd auto DSG	300	164	28,691.67	5,738.33	34,430.00	1,205.00	35,635.00	35,065.00	33	39E

1 Figures shown are for comparability purposes; only compare fuel consumption and CO₂ figures with other vehicles tested to the same technical procedures. These figures may not reflect real life driving results, which will depend upon a number of factors including the accessories fitted (post-registration), variations in weather, driving styles and vehicle load. There is a new test used for fuel consumption and CO₂ figures (known as WLTP). The CO₂ figures shown however, are based on a calculation designed to be equivalent to the outgoing (NEDC) test cycle and will be used to calculate vehicle tax on first registration. For more information, please see volkswagen.co.uk/owners/wltp or consult your authorised Volkswagen retailer.

2 For full details of 'First year rate' VED (Vehicle Excise Duty), delivery to retailer, number plates and vehicle first registration fee included in the recommended 'On the road' retail price, please see page 46.

3 P11D value = Total recommended retail price + delivery to retailer £509.17, + number plates £20, + VAT £105.83 (calculated by reference to total of delivery to retailer + number plates). P11D value is based on standard specification model with no factory-fitted options or other accessories.

4 The BIK % figure quoted includes the 4% diesel supplement, where applicable.

5 The ABI insurance group is the recommended insurance rating set by the Association of British Insurers. Please note that insurance group ratings are purely advisory. They are used by insurers (ABI members and Lloyd's syndicates) as one of the factors in calculating premiums. Insurers are not required to follow the advisory group ratings and they may depart from them if they so wish.

‡ These vehicles are WLTP (Worldwide Harmonised Light-Duty Vehicles Test Procedure) type approved vehicles. More information is available at www.volkswagen.co.uk/owners/wltp.

Volkswagen UK may change RRP's at any time (this includes where there are government changes in regulation and/or legislation). There may be a delay to any RRP displaying correctly on our materials. Always obtain prices from your chosen authorised Volkswagen retailer.

MODEL PRICES – 2019 MODEL YEAR ‡

ALL-ELECTRIC 5-DOOR HATCHBACK.	WLTP type approved ¹		Transmission	Output, PS	CO ₂ emission, g/km ¹	Basic Recommended Retail £	VAT £	Total Recommended Retail £	Additional 'On the road' Costs £ ²	Manufacturer's Recommended 'On the road' Retail £ ² excl. PICG ³	'On the road' Retail £ with PICG ³ deducted	P11D Value £ ⁴	BIK % ⁵	ABI Insurance Group ⁶
e-Golf [‡]	Yes	5-door	Single-speed gearbox	136	0	27,125.00	5,425.00	32,550.00	690.00	33,240.00	29,740.00	33,185.00	13	26E

- 1 These figures were obtained after the battery had been fully charged. The e-Golf is a battery electric vehicle requiring mains electricity for charging. There is a new test for fuel consumption, CO₂ and electric range figures (known as WLTP). The electric range shown was achieved using the new test procedure. Figures shown are for comparability purposes. Only compare fuel consumption, CO₂ and electric range figures with other vehicles tested to the same technical procedures. These figures may not reflect real life driving results, which will depend upon a number of factors including the starting charge of the battery, accessories fitted (post-registration), variations in weather, driving styles and vehicle load. Zero emissions while driving.
 - 2 For full details of 'First year rate' VED (Vehicle Excise Duty), delivery to retailer, number plates and vehicle first registration fee included in the recommended 'On the road' retail price, please see page 46.
 - 3 This model is an all-electric vehicle (EV) which makes it eligible for the Government 'PICG' (Plug-in Car Grant) towards the cost of the car. The 'cost' is the full purchase price you pay for the basic vehicle - including number plates, Vehicle Excise Duty and VAT, but does not include delivery charge or first registration fee. The amount of your grant will be automatically deducted from the price of your vehicle when the vehicle is registered. The PICG will be applied to the recommended 'On the road' retail price. The receipt of this grant is subject to the eligibility of the vehicle at the point of registration and is subject to change. Please refer to the GOV.UK OLEV Grant website for more details. Your authorised Volkswagen retailer will complete the paperwork, but you may be asked to complete a customer survey. For more information, please contact your authorised Volkswagen retailer or visit www.gov.uk/plug-in-car-van-grants/overview
 - 4 P11D value = Total recommended retail price + delivery to retailer £509.17, + number plates £20, + VAT £105.83 (calculated by reference to total of delivery to retailer + number plates), not including the automatic 'PICG' deduction. P11D value is based on standard specification model with no factory-fitted options or other accessories.
 - 5 The BIK % figure quoted includes the 4% diesel supplement, where applicable.
 - 6 The ABI insurance group is the recommended insurance rating set by the Association of British Insurers. Please note that insurance group ratings are purely advisory. They are used by insurers (ABI members and Lloyd's syndicates) as one of the factors in calculating premiums. Insurers are not required to follow the advisory group ratings and they may depart from them if they so wish.
- ‡ This vehicle is a WLTP (Worldwide Harmonised Light-Duty Vehicles Test Procedure) type approved vehicle. More information is available at www.volkswagen.co.uk/owners/wltp.

As of 11 October 2018 the government announced changes to the Plug-in Car Grant (PICG) that will affect e-Golf models. The Plug-in Car Grant (PICG) rate for Category 1 vehicles, e-Golf, will move from £4,500 to £3,500. These changes will be effective from 21 October 2018. For more information, please contact your authorised Volkswagen retailer or visit www.gov.uk/plug-in-car-van-grants/overview.

Volkswagen UK may change RRP's at any time (this includes where there are government changes in regulation and/or legislation). There may be a delay to any RRP displaying correctly on our materials. Always obtain prices from your chosen authorised Volkswagen retailer.



Model shown is e-Golf with optional rear tinted windows, Winter pack and Pure White non-metallic paint.

EFFECTIVE FROM 28 FEBRUARY 2019.

THE GOLF - 15

MAIN ITEMS OF STANDARD SPECIFICATION

STANDARD ITEMS OF EQUIPMENT: S

VOLKSWAGEN SERVICE

3-year/60,000 miles warranty (whichever is soonest)

3-year paintwork warranty

12-year body protection warranty

Volkswagen Roadside Assistance

Exclusions and terms apply, please see page 70 for more details

WHEELS AND SUSPENSION

Full size wheel trims

Steel space saver spare wheel

6J x 15" steel wheels with 195/65 R15 tyres



EXTERIOR

Black front air intake and radiator grille

Body-coloured bumpers

Body-coloured door handles

Body-coloured door mirrors with integrated indicators

Galvanised body

Halogen clear headlights, range adjustable via infotainment system, with LED daytime running lights

Rear diffuser, black

Rear lights incorporating LED technology

Rear number plate lights incorporating LED technology

Rear screen wash/wipe with intermittent wipe

Rear window aerial

Tailgate with integrated rear roof spoiler

Windscreen wiper with intermittent wipe and 4 position delay

INTERIOR

Bag hook in luggage compartment

Cup holders, front x 2

'Spotpoint' decorative inserts in dash and door panels

Front centre armrest, with storage compartment and two rear air vents (not GTE)

INTERIOR (CONTINUED)

Glovebox, cooled

Grab handles, front x 2, rear x 2 with integrated coat hooks

Height and reach adjustable steering wheel

Instrument lighting, white adjustable panel illumination

Interior light delay

Load lashing points in luggage compartment x 4

Luggage compartment cover, stowable

Luggage compartment light

'Polar Night Black' decorative inserts in centre console

Reading lights, front

Seating

- Upholstery - 'Bella' cloth

- Driver's and front passenger's seat height adjustment

- Easy entry sliding seats (for access to rear seats - 3-door only)

- Split folding rear seat backrest 60:40

Storage compartment in centre console

Storage compartment in rear doors

Storage compartments in front doors

Three-spoke steering wheel

Vanity mirrors, illuminated

Variable boot floor, height-adjustable and removable (not GTE)

IN-CAR ENTERTAINMENT AND COMMUNICATIONS

Composition Media infotainment system

- 8.0" colour touch-screen

- Bluetooth telephone and audio connection for compatible devices¹

- Car information display

- DAB digital radio receiver

- MDI (Multi Device Interface), via USB connection - compatible products only

- Music playback from MP3, WMA and AAC files

- SD card reader

- Simultaneous pairing of 2 compatible mobile devices

- Single CD player

- SMS functionality - read, compose and send SMS messages using touch-screen display (when stationary, compatible Android smartphones only)

- Title and cover art display

- 'Think Blue. Trainer.' Driver tips and journey analysis

- 1 x USB connection, USB charging socket (compatible products only)

- 4 x 20 watt output

- 8 speakers, front and rear

Premium USB cable (choice of either Apple or Android smartphone compatibility)

¹ Devices must be Bluetooth HFP (Hands Free Profile) compatible, please contact your authorised Volkswagen retailer for specific phone compatibility.

STANDARD ITEMS OF EQUIPMENT: S (CONTINUED)

SAFETY AND SECURITY

ABS (Anti-lock Braking System) with HBA (Hydraulic Brake Assist)

Airbags

- Curtain airbag system, for front and rear passengers
- Driver's and front passenger's airbags with passenger's airbag deactivation switch
- Driver's knee airbag
- Front seat side impact airbags

Automatic Post-Collision Braking System

Brake pad wear indicator

Child security locks in the rear doors

Disc brakes, front and rear (front ventilated, not 1.0 TSI 115 PS engine)

Driver's and front passenger's safety-optimised head restraints

Electronic engine immobiliser

ESC (Electronic Stability Control) including EDL (Electronic Differential Lock) and ASR (Traction Control), with deactivation via infotainment system

Height-adjustable front three-point seat belts with tensioners

High level 3rd brake light incorporating LED technology

Isofix child seat preparation (for 2 rear child seats)

Misfuel prevention device for diesel engines

Reflectors in all doors

Remote central locking with 2 remote folding keys

The specifications listed are for information purposes only as our products are continually updated and changes may be made to the specifications at any time. If you require any specific feature, please consult your authorised Volkswagen retailer who is regularly updated with any change in specification. Specifications are subject to change without notice.

SAFETY AND SECURITY (CONTINUED)

Tyre pressure loss indicator

Warning buzzer and light for front seat belts if unfastened

XDS electronic differential lock for improved traction and handling

3 rear head restraints

3 rear three-point seat belts

COMFORT AND CONVENIENCE

Air conditioning, manual

Dust and pollen filter

Electric windows, front and rear (rear 5-door only)

Electrically heated and adjustable door mirrors

Heated rear windscreen



DRIVER'S ASSISTANCE

Driver Alert system

Electronic parking brake - with auto hold function

Front Assist, radar sensor controlled distance monitoring system, City emergency braking system and Predictive Pedestrian Protection

Multifunction computer

Power-assisted steering, speed-sensitive, electro-mechanical steering rack

Speedo and rev counter, electronic odometer, trip, service interval display, exterior temperature gauge and fuel gauge

Warning 'lights on' buzzer

EFFICIENCY

Battery regeneration (recuperation - energy recovery during braking)

Multifunction computer, includes visual gear change recommendation for improved fuel consumption

Start/Stop function



ADDITIONAL ITEMS OF STANDARD EQUIPMENT: SE † (OVER S)



WHEELS AND SUSPENSION

Alloy wheels, four 6½J x 16" 'Linás' with 205/55 R16 tyres and anti-theft wheel bolts

EXTERIOR

Aerodynamic black radiator grille with chrome trimmed insert (1.5 ltr TSI EVO 130 PS only)

Black front air intake and radiator grille with chrome trimmed inserts

INTERIOR

Bag hooks in luggage compartment, x 2
'Brushed Dark Silver' decorative inserts in dash and door panels

Chrome-plated air vent surrounds

Chrome-plated light switch surround

Cover for storage compartment in centre console

Load-through provision

Luggage compartment storage area, left and right

Leather trimmed three-spoke multifunction steering wheel and gear knob

Rear centre armrest, with 2 cup holders, forms a table when folded down

Reading lights, front and rear x 2

Seating

- Upholstery - 'Zoom' cloth

- Front comfort seats with height and lumbar adjustment

- Front seat back storage pockets

Storage compartment in roof console with cover

12V socket in luggage compartment

SAFETY AND SECURITY

Alarm with interior protection, with deactivation via infotainment system

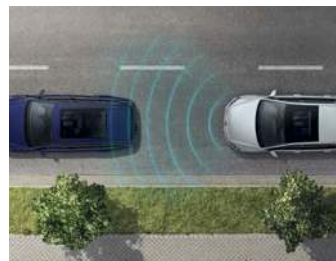
Automatic coming/leaving home lighting function

PreCrash preventive occupant protection

COMFORT AND CONVENIENCE

Rain sensor and automatic dimming interior rear-view mirror

Remote electrically foldable door mirrors, door mirror puddle lights and reverse activated kerb-view adjustment on passenger's door mirror



DRIVER'S ASSISTANCE

Adaptive Cruise Control (ACC), including Front Assist, radar sensor controlled distance monitoring system, City emergency braking system, cruise control and speed limiter

Driving Mode Selection (with shortcut button) - Eco, Normal, Sport or Individual modes. Individual mode is to manually set steering, drive, Adaptive Cruise Control (ACC) and air conditioning settings (not 1.0 TSI 110 PS engine)

Driver Personalisation profile - set up to 4 profiles, individually named and assigned to a key to preset the radio stations, phone connectivity and contacts, default address in navigation systems and Car-Net 'Guide and Inform' settings

Dusk sensor, automatic driving lights

Parking sensors, front and rear - ultrasonic, audible with audio volume reduction when activated and optical parking display via vehicle's infotainment system

CAR-NET

Car-Net 'App-Connect'¹

- Combines the functionality of Apple 'CarPlay', Google 'Android Auto' and 'MirrorLink'[™] allowing 'mirroring' of smartphone display on the infotainment touch-screen via USB connection

¹ Only operable in conjunction with compatible smartphones including iPhone 5 and above. Display and operation of certified apps including audio and voice control (if supported by the app). Usage of certified apps only while driving. Please see www.volkswagen.co.uk to check smartphone compatibility.

† Please note these models may no longer be available to order, or only available from stock and not available to factory order.

The specifications listed are for information purposes only as our products are continually updated and changes may be made to the specifications at any time.

If you require any specific feature, please consult your authorised Volkswagen retailer who is regularly updated with any change in specification. Specifications are subject to change without notice.

ADDITIONAL ITEMS OF STANDARD EQUIPMENT: SE NAVIGATION† (OVER SE)



1 Speed Limit Display only reflects national speed limits and does not show temporary speed limit restrictions, or where permanent changes to speed limits are made in-between map updates.

2 Only operable in conjunction with compatible tablets and smartphones including iPhone 5 and above. Please see www.volkswagen.co.uk to check compatibility.

3 Car-Net 'Guide and Inform' services are accessed via a compatible mobile device. Please see www.volkswagen.co.uk for more information. The use of 'Guide and Inform' services entails exchanging large volumes of data. As such, we strongly recommend that you sign-up for a flat rate data plan with your mobile network provider. After the initial 3-year Car-Net contract, an annual subscription is chargeable for the continuation of 'Guide and Inform' services.

† Please note these models may no longer be available to order, or only available from stock and not available to factory order.

The specifications listed are for information purposes only as our products are continually updated and changes may be made to the specifications at any time. If you require any specific feature, please consult your authorised Volkswagen retailer who is regularly updated with any change in specification. Specifications are subject to change without notice.

EXTERIOR

Aerodynamic black radiator grille with chrome trimmed insert (1.5 ltr TSI EVO 130 PS only)

IN-CAR ENTERTAINMENT AND COMMUNICATIONS

Discover Navigation infotainment system (in addition to Composition Media infotainment system)

- 8.0" colour touch-screen
- Branded points of interest
- Dynamic navigation based on TMC+
- Preloaded European navigation data
- Speed Limit Display¹
- Three route options (Fast, Short, Eco)
- Volkswagen Media Control² - allows remote control of the infotainment system via smartphone or tablet
- 2D/3D map view

CAR-NET

Car-Net 'Guide and Inform'³

- Providing online access to a range of useful information such as traffic, fuel pricing, weather and news feeds - 3-year subscription

ADDITIONAL ITEMS OF STANDARD EQUIPMENT: MATCH (OVER S)



WHEELS AND SUSPENSION

Alloy wheels, four 6½J x 16" 'Woodstock' with 205/55 R16 tyres and anti-theft wheel bolts

EXTERIOR

Aerodynamic black radiator grille with chrome trimmed insert (1.5 ltr TSI EVO 130 PS only)

Black front air intake and radiator grille with chrome trimmed inserts

Front fog lights incorporating LED technology, including static cornering function

Rear tinted glass from B-pillar backwards, approx. 65% tinted (not GTE)

INTERIOR

Bag hooks in luggage compartment, x 2
'Brushed Dark Silver' decorative inserts in dash and door panels

Chrome-plated air vent surrounds

Chrome-plated light switch surround

Cover for storage compartment in centre console

Load-through provision

Luggage compartment storage area, left and right

Leather trimmed three-spoke multifunction steering wheel and gear knob

Pearl Grey rooflining

Rear centre armrest, with 2 cup holders, forms a table when folded down

Reading lights, front and rear x 2

Seating

– Upholstery – 'Zoom' cloth

– Front comfort seats with height and lumbar adjustment

– Front seat back storage pockets

Storage compartment in roof console with cover

12V socket in luggage compartment

SAFETY AND SECURITY

Alarm with interior protection, with deactivation via infotainment system


Automatic coming/leaving home lighting function

PreCrash preventive occupant protection

COMFORT AND CONVENIENCE

Rain sensor and automatic dimming interior rear-view mirror

Remote electrically foldable door mirrors, door mirror puddle lights and reverse activated kerb-view adjust



DRIVER'S ASSISTANCE

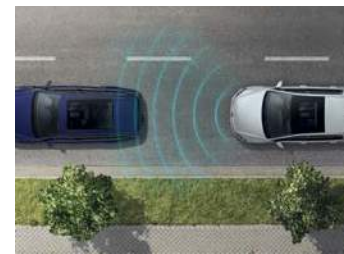
Adaptive Cruise Control (ACC), including Front Assist, radar sensor controlled distance monitoring system, City emergency braking system, cruise control and speed limiter

Driving Mode Selection (with shortcut button) – Eco, Normal, Sport or Individual modes. Individual mode is to manually set steering, drive, Adaptive Cruise Control (ACC) and air conditioning settings (not 1.0 TSI 115 PS engine)

Driver Personalisation profile – set up to 4 profiles, individually named and assigned to a key to preset the radio stations, phone connectivity and contacts, default address in navigation systems and Car-Net 'Guide and Inform' settings

Dusk sensor, automatic driving lights

Parking sensors, front and rear – ultrasonic, audible with audio volume reduction when activated and optical parking display via vehicle's infotainment system



IN-CAR ENTERTAINMENT AND COMMUNICATIONS

Discover Navigation infotainment system (in addition to Composition Media infotainment system)

- 8.0" colour touch-screen
- Branded points of interest
- Dynamic navigation based on TMC+
- Preloaded European navigation data
- Speed Limit Display¹
- Three route options (Fast, Short, Eco)
- Volkswagen Media Control² – allows remote control of the infotainment system via smartphone or tablet
- 2D/3D map view

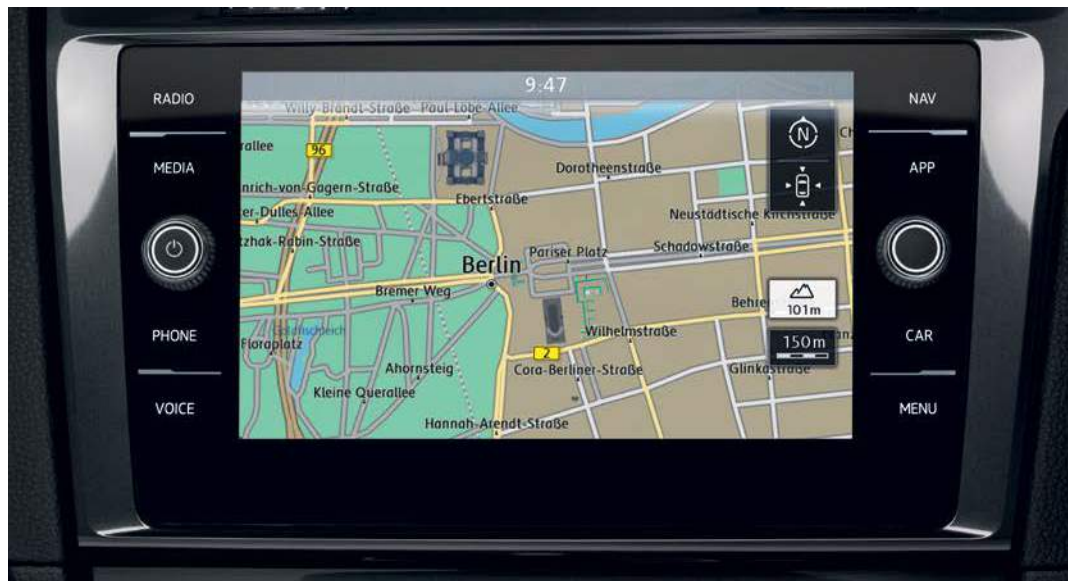
CAR-NET

Car-Net 'App-Connect'³

- Combines the functionality of Apple 'CarPlay', Google 'Android Auto' and 'MirrorLink'™ allowing 'mirroring' of smartphone display on the infotainment touch-screen via USB connection

Car-Net 'Guide and Inform'⁴

- Providing online access to a range of useful information such as traffic, fuel pricing, weather and news feeds – 3-year subscription



- 1 Speed Limit Display only reflects national speed limits and does not show temporary speed limit restrictions, or where permanent changes to speed limits are made in-between map updates.
- 2 Only operable in conjunction with compatible tablets and smartphones including iPhone 5 and above. Please see www.volkswagen.co.uk to check compatibility.
- 3 Only operable in conjunction with compatible smartphones including iPhone 5 and above. Display and operation of certified apps including audio and voice control (if supported by the app). Usage of certified apps only while driving. Please see www.volkswagen.co.uk to check smartphone compatibility.
- 4 Car-Net 'Guide and Inform' services are accessed via a compatible mobile device. Please see www.volkswagen.co.uk for more information. The use of 'Guide and Inform' services entails exchanging large volumes of data. As such, we strongly recommend that you sign-up for a flat rate data plan with your mobile network provider. After the initial 3-year Car-Net contract, an annual subscription is chargeable for the continuation of 'Guide and Inform' services. The specifications listed are for information purposes only as our products are continually updated and changes may be made to the specifications at any time. If you require any specific feature, please consult your authorised Volkswagen retailer who is regularly updated with any change in specification. Specifications are subject to change without notice.

ADDITIONAL ITEMS OF STANDARD EQUIPMENT: GT (OVER SE)



WHEELS AND SUSPENSION

Alloy wheels, four 7J x 17" 'Dijon' with 225/45 R17 tyres and anti-theft wheel bolts
Sports suspension, lowered (not 1.5 ltr TSI EVO 130 PS on GT and R-Line, and GTE or GTE Advance)

EXTERIOR

Aerodynamic black radiator grille with chrome trimmed insert (1.5 ltr TSI EVO 130 PS only)

Black front air intake and radiator grille with chrome trimmed inserts

Chrome trimmed front air intake surround

Front fog lights incorporating LED technology, including static cornering function (not R-Line)

Rear tinted glass from B-pillar backwards, approx. 65% tinted (not GTE)

INTERIOR

Carpet mats, front and rear

Chrome-plated electric mirror adjustment switch surround

Chrome-plated electric window button surround

'Piano Black' decorative inserts in centre console

Reading lights, front and rear x 2 incorporating LED technology

Seating

- Upholstery - Art Velours seat centre section and 'Global' cloth side bolsters
- Front sport seats with height and lumbar adjustment

Steering wheel including paddle shift (auto DSG only)

'Tumbler' decorative inserts in dash and door panel

COMFORT AND CONVENIENCE

Ambient lighting, lights in front door armrests, light strips below trim in front doors and reflectors in front and rear doors

Front footwell illumination

IN-CAR ENTERTAINMENT AND COMMUNICATIONS

Discover Navigation infotainment system (in addition to Composition Media infotainment system)

- 8.0" colour touch-screen
- Branded points of interest
- Dynamic navigation based on TMC+
- Preloaded European navigation data
- Speed Limit Display¹
- Three route options (Fast, Short, Eco)
- Volkswagen Media Control² - allows remote control of the infotainment system via smartphone or tablet
- 2D/3D map view

CAR-NET

Car-Net 'Guide and Inform'³

- Providing online access to a range of useful information such as traffic, fuel pricing, weather and news feeds - 3-year subscription (not GTE)

DRIVER'S ASSISTANCE

Driving Mode Selection includes Performance monitor (not GT 1.6 TDI 115 PS, GTE or GTE Advance models) - including oil temperature, boost pressure, G-meter, lap timer and power output

2019 MODEL YEAR ONLY CAR-NET

Car-Net 'Security & Service'⁴

- Provides continuous interaction between the driver, vehicle and Volkswagen, via integrated SIM-card connectivity
- Driver and vehicle integration with Volkswagen call centre or server for: 'eCall' - Emergency call service for SOS calls to emergency response incl. Automatic accident notification, Car breakdown, Vehicle health report and Service schedule - 10-year subscription
- Driver and vehicle integration via Car-Net Portal or Car-Net app for: Driving data, Doors and lights, Area alert, Speed alert, Horn and hazard lights, Parking position and Online anti-theft alarm - 3-year subscription

1 Speed Limit Display only reflects national speed limits and does not show temporary speed limit restrictions, or where permanent changes to speed limits are made in-between map updates.

2 Only operable in conjunction with compatible tablets and smartphones including iPhone 5 and above. Please see www.volkswagen.co.uk to check compatibility.

3 Car-Net 'Guide and Inform' services are accessed via a compatible mobile device. Please see www.volkswagen.co.uk for more information. The use of 'Guide and Inform' services entails exchanging large volumes of data. As such, we strongly recommend that you sign-up for a flat rate data plan with your mobile network provider. After the initial 3-year Car-Net contract, an annual subscription is chargeable for the continuation of 'Guide and Inform' services.

4 Use of Car-Net 'Security & Service' is governed in a separate Contract concluded online with Volkswagen. To use the free Car-Net app you will need a smartphone with iOS or Android operating system and a SIM-card with a data option. Depending on your mobile tariff, sending and receiving data online may incur additional charges (e.g. roaming charges), particularly if you are using Car-Net abroad. For more information on Car-Net Security & Service, go to www.volkswagen.com/car-net or contact your Volkswagen retailer.

ADDITIONAL ITEMS OF STANDARD EQUIPMENT: R-LINE (OVER GT)



EXTERIOR

Rear diffuser

'R-Line' styling pack – 'R-Line' design front and rear bumpers, rear roof spoiler, radiator grille and side skirts

Unique 'R-Line' badging

Chrome effect trapezoid dummy exhaust tailpipe surrounds, left and right

INTERIOR

Black rooflining

'Dark Diamond' decorative inserts in dash and door panels

Door sill protectors, stainless steel

Grey stitching on leather trimmed three-spoke multifunction steering wheel with aluminium inserts and 'R-Line' logo and gear knob gaiter

Seating

- Upholstery – 'R-Line' seat centre section and 'San Remo' microfibre side bolsters
- Front sports seats with embossed 'R-Line' logo on rear seat backrest

Stainless steel pedals – clutch, brake and accelerator

2019 MODEL YEAR ONLY CAR-NET

Car-Net 'Security & Service'¹

- Provides continuous interaction between the driver, vehicle and Volkswagen, via integrated SIM-card connectivity
- Driver and vehicle integration with Volkswagen call centre or server for: 'eCall' – Emergency call service for SOS calls to emergency response incl. Automatic accident notification, Car breakdown, Vehicle health report and Service schedule – 10-year subscription
- Driver and vehicle integration via Car-Net Portal or Car-Net app for: Driving data, Doors and lights, Area alert, Speed alert, Horn and hazard lights, Parking position and Online anti-theft alarm – 3-year subscription

WHEELS AND SUSPENSION

Alloy wheels, four 7J x 17" 'Singapore' with 225/45 R17 tyres and anti-theft wheel bolts



¹ Use of Car-Net 'Security & Service' is governed in a separate Contract concluded online with Volkswagen. To use the free Car-Net app you will need a smartphone with iOS or Android operating system and a SIM-card with a data option. Depending on your mobile tariff, sending and receiving data online may incur additional charges (e.g. roaming charges), particularly if you are using Car-Net abroad. For more information on Car-Net Security & Service, go to www.volkswagen.com/car-net or contact your Volkswagen retailer.

The specifications listed are for information purposes only as our products are continually updated and changes may be made to the specifications at any time.

If you require any specific feature, please consult your authorised Volkswagen retailer who is regularly updated with any change in specification. Specifications are subject to change without notice.

ADDITIONAL ITEMS OF STANDARD EQUIPMENT: GTE (OVER GT)

CAR-NET

Car-Net 'e-remote'

- Car-Net e-remote mobile services via Car-Net Portal or Car-Net app for: Remote battery charging management, Departure times and Remote pre-trip interior climatization – 3-year subscription

Car-Net 'Security & Service'¹

- Provides continuous interaction between the driver, vehicle and Volkswagen, via integrated SIM-card connectivity
- Driver and vehicle integration with Volkswagen call centre or server for: 'eCall' – Emergency call service for SOS calls to emergency response incl. Automatic accident notification, Car breakdown, Vehicle health report and Service schedule – 10-year subscription
- Driver and vehicle integration via Car-Net Portal or Car-Net app for: Driving data, Doors and lights, Area alert, Speed alert, Horn and hazard lights, Parking position and Online anti-theft alarm – 3-year subscription

WHEELS AND SUSPENSION

Alloy wheels, four 7½J x 17" 'Rio De Janeiro' with 225/45 R17 tyres and anti-theft wheel bolts

Tyre repair kit (in lieu of steel space saver spare wheel)

EXTERIOR

'Blue' brake callipers

'GTE' styling pack – uniquely shaped front and rear bumpers, rear roof spoiler and side sills

LED headlights with blue stripe

LED tinted rear light clusters with indicator sweep function

Rear diffuser in 'Black' with chrome twin exhaust tailpipe

Unique front 'C' signature LED daytime running lights (in lieu of front fog lights) (GTE and GTE Advance only)

Unique 'GTE' badging

Unique 'GTE' radiator grille with blue stripe

INTERIOR

Black rooflining

Blue stitching on leather trimmed three-spoke multifunction steering wheel with 'GTE' logo and gear knob gaiter

'Honeycomb Black' decorative inserts in dash and door panels

Seating

- Upholstery – 'Jacara Blue' cloth

Stainless steel pedals – brake and accelerator

Unique 'GTE' instrument cluster

IN-CAR ENTERTAINMENT AND COMMUNICATIONS

Composition Media infotainment system

- 8.0" colour touch-screen

- Bluetooth telephone and audio connection for compatible devices²

- Car information display

- DAB digital radio receiver

- MDI (Multi Device Interface), via USB connection – compatible products only

- Music playback from MP3, WMA and AAC files

- SD card reader

- Single CD player

- Simultaneous pairing of 2 compatible mobile devices

- SMS functionality – read, compose and send SMS messages using touch-screen display (when stationary, compatible Android smartphones only)

- Title and cover art display

- 'Think Blue. Trainer.'
Driver tips and journey analysis

- 1 x USB connection, USB charging socket (compatible products only)

- 4 x 20 watt output

- 8 speakers, front and rear

COMFORT AND CONVENIENCE

Climate control – 2Zone electronic air conditioning with automatic air recirculation and allergy filter

DRIVER'S ASSISTANCE

Active Info Display, 12.3" high resolution TFT dash display screen with customisable menus and information

Driving profile selection

- e-mode

- Hybrid mode

- Battery charge mode

- Battery hold mode

- 'GTE' mode

Progressive steering

ELECTRIC

Two charging cables – 16amp AC cable for wallbox/chargepoints (mode 3) and 10amp mains charge cable (mode 2)

Socket AC type 2



1 Use of Car-Net 'Security & Service' is governed in a separate Contract concluded online with Volkswagen. To use the free Car-Net app you will need a smartphone with iOS or Android operating system and a SIM-card with a data option. Depending on your mobile tariff, sending and receiving data online may incur additional charges (e.g. roaming charges), particularly if you are using Car-Net abroad. For more information on Car-Net Security & Service, go to www.volkswagen.com/car-net or contact your Volkswagen retailer.

2 Devices must be Bluetooth HFP (Hands Free Profile) compatible, please contact your authorised Volkswagen retailer for specific phone compatibility.

ADDITIONAL ITEMS OF STANDARD EQUIPMENT: GTE ADVANCE (OVER GTE)

CAR-NET

Car-Net 'Guide and Inform'¹ – 3-year subscription

- Providing online access to a range of useful information such as traffic, fuel pricing, weather and news feeds

WHEELS AND SUSPENSION

Alloy wheels, four 7½J x 18" 'Marseille' with 225/40 R18 tyres and anti-theft wheel bolts

EXTERIOR

Headlight washers

Rear tinted glass from B-pillar backwards, approx. 65% tinted

INTERIOR

Front centre armrest, with storage compartment and two rear air vents

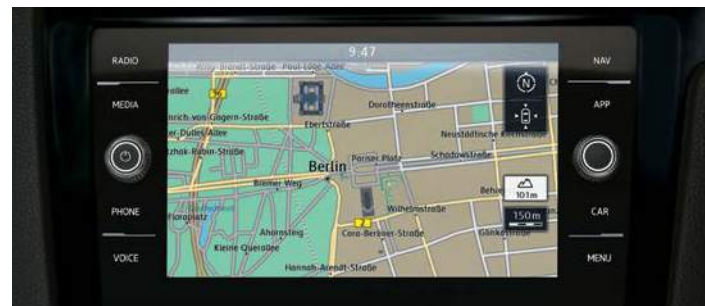
Seating

- Heated front seats

IN-CAR ENTERTAINMENT AND COMMUNICATIONS

Discover Navigation infotainment system² (in addition to Composition Media infotainment system)

- 8.0" colour touch-screen
- Branded points of interest
- Dynamic navigation based on TMC+
- Preloaded European navigation data
- Speed Limit Display³
- Three route options (Fast, Short, Eco)
- Volkswagen Media Control⁴ – allows remote control of the infotainment system via smartphone or tablet
- 2D/3D map view



COMFORT AND CONVENIENCE

Heated windscreen washer jets

Keyless entry (5-door models only)

DRIVER'S ASSISTANCE

Lane Assist with Dynamic Light Assist including Traffic Sign Recognition

Low washer fluid warning light

'e-sound', exterior sound generator when driving in e-mode

Rear-view camera



To find out more about the benefits of owning an ultra low emission vehicle, visit www.GoUltraLow.com

1 Car-Net 'Guide and Inform' services are accessed via a compatible mobile device. Please see www.volkswagen.co.uk for more information. The use of 'Guide and Inform' services entails exchanging large volumes of data. As such, we strongly recommend that you sign-up for a flat rate data plan with your mobile network provider. After the initial 3-year Car-Net contract, an annual subscription is chargeable for the continuation of 'Guide and Inform' services.

2 Please note: When the navigation map is displayed in the Active Info Display in conjunction with the Discover Navigation infotainment system, the navigation map cannot be displayed on the Discover Navigation's 8.0" touch-screen.

3 Speed Limit Display only reflects national speed limits and does not show temporary speed limit restrictions, or where permanent changes to speed limits are made in-between map updates.

4 Only operable in conjunction with compatible tablets and smartphones including iPhone 5 and above. Please see www.volkswagen.co.uk to check compatibility.

The specifications listed are for information purposes only as our products are continually updated and changes may be made to the specifications at any time.

If you require any specific feature, please consult your authorised Volkswagen retailer who is regularly updated with any change in specification. Specifications are subject to change without notice.

ADDITIONAL ITEMS OF STANDARD EQUIPMENT: GTD (OVER GT)



WHEELS AND SUSPENSION

Alloy wheels, four 7½J x 18" 'Seville' with 225/40 R18 tyres and anti-theft wheel bolts

'GTD' sports suspension, lowered

EXTERIOR

Extended sill strips, flared

'GTD' styling pack – uniquely shaped front and rear bumpers, rear roof spoiler and 'Black' honeycomb front air intake

Headlight washers

Honeycomb radiator grille with chrome strip

LED headlights with dynamic curve lighting and LED daytime running lights

LED tinted rear light clusters with indicator sweep function

Rear diffuser in 'Black' with chrome twin exhaust tailpipe

Unique 'GTD' badging

INTERIOR

Black rooflining

'Honeycomb Black' decorative inserts in dash and door panels

Grey stitching on leather trimmed three-spoke multifunction steering wheel with 'GTD' logo and gear knob gaiter

Illuminated door sill protectors

Seating

– Upholstery – 'Jacara Grey' cloth

– Heated front seats

Stainless steel pedals – clutch, brake and accelerator

Unique 'GTD' instrument cluster

SAFETY AND SECURITY

Anti-tramp function

COMFORT AND CONVENIENCE

Climate control – 2Zone electronic air conditioning with automatic air recirculation and allergy filter

Heated windscreen washer jets

Keyless entry (5-door models only)



DRIVER'S ASSISTANCE

Active Info Display, 12.3" high resolution TFT dash display screen with customisable menus and information¹

Lane Assist with Dynamic Light Assist including Traffic Sign Recognition

Low washer fluid warning light

Progressive steering

Rear-view camera

2019 MODEL YEAR ONLY CAR-NET

Car-Net 'Security & Service'²

– Provides continuous interaction between the driver, vehicle and Volkswagen, via integrated SIM-card connectivity

– Driver and vehicle integration with Volkswagen call centre or server for: 'eCall' – Emergency call service for SOS calls to emergency response incl. Automatic accident notification, Car breakdown, Vehicle health report and Service schedule – 10-year subscription

– Driver and vehicle integration via Car-Net Portal or Car-Net app for: Driving data, Doors and lights, Area alert, Speed alert, Horn and hazard lights, Parking position and Online anti-theft alarm – 3-year subscription

ADDITIONAL ITEMS OF STANDARD EQUIPMENT: GTD BLUELINE (OVER GTD)

WHEELS AND SUSPENSION

Alloy wheels, four 7½J x 17" 'Curitiba' with 225/45 R17 tyres and anti-theft wheel bolts



1 Please note: When the navigation map is displayed in the Active Info Display in conjunction with the Discover Navigation infotainment system, the navigation map cannot be displayed on the Discover Navigation's 8.0" touch-screen.

2 Use of Car-Net 'Security & Service' is governed in a separate Contract concluded online with Volkswagen. To use the free Car-Net app you will need a smartphone with iOS or Android operating system and a SIM-card with a data option. Depending on your mobile tariff, sending and receiving data online may incur additional charges (e.g. roaming charges), particularly if you are using Car-Net abroad. For more information on Car-Net Security & Service, go to www.volkswagen.com/car-net or contact your Volkswagen retailer.

ADDITIONAL ITEMS OF STANDARD EQUIPMENT: GTI[†] (OVER GTD)



WHEELS AND SUSPENSION

Alloy wheels, four 7½J x 18" 'Parker' with 225/40 R18 tyres and anti-theft wheel bolts
'GTI' sports suspension, lowered

EXTERIOR

'GTI' styling pack – uniquely shaped front and rear bumpers, rear roof spoiler and 'Black' honeycomb front air intake

Honeycomb radiator grille with red stripe

LED headlights with dynamic curve lighting and LED daytime running lights incorporating red stripe (not R)

Rear diffuser in 'Black' with chrome exhaust tailpipes, left and right

'Red' brake callipers

Unique 'GTI' badging

INTERIOR

Red stitching on leather trimmed three-spoke multifunction steering wheel with 'GTI' logo and gear knob gaiter

Seating

– Upholstery – 'Jacara Red' cloth

Unique 'GTI' badging

Unique 'GTI' instrument cluster

2019 MODEL YEAR ONLY CAR-NET

Car-Net 'Security & Service'¹

– Provides continuous interaction between the driver, vehicle and Volkswagen, via integrated SIM-card connectivity

– Driver and vehicle integration with Volkswagen call centre or server for: 'eCall' – Emergency call service for SOS calls to emergency response incl. Automatic accident notification, Car breakdown, Vehicle health report and Service schedule – 10-year subscription

– Driver and vehicle integration via Car-Net Portal or Car-Net app for: Driving data, Doors and lights, Area alert, Speed alert, Horn and hazard lights, Parking position and Online anti-theft alarm – 3-year subscription

ADDITIONAL ITEMS OF STANDARD EQUIPMENT: GTI PERFORMANCE (OVER GTI)

EXTERIOR

Larger diameter brake discs and 'GTI' logo on 'Red' brake callipers

Mechanical limited slip diff

Unique 'GTI' badging, front and rear, red



Model shown is Golf GTI Performance with optional 19" 'Brescia' alloy wheels and Tornado Red non-metallic paint.

1 Use of Car-Net 'Security & Service' is governed in a separate Contract concluded online with Volkswagen. To use the free Car-Net app you will need a smartphone with iOS or Android operating system and a SIM-card with a data option. Depending on your mobile tariff, sending and receiving data online may incur additional charges (e.g. roaming charges), particularly if you are using Car-Net abroad. For more information on Car-Net Security & Service, go to www.volkswagen.com/car-net or contact your Volkswagen retailer.

† Please note these models may no longer be available to order, or only available from stock and not available to factory order.

ADDITIONAL ITEMS OF STANDARD EQUIPMENT: GTI TCR (OVER GTI PERFORMANCE)

WHEELS AND SUSPENSION

Alloy wheels, four 7½J x 18" 'Quaranta' with 225/40 R18 tyres and anti-theft wheel bolts

EXTERIOR

'GTI TCR' styling pack - uniquely shaped front and rear bumpers and rear roof spoiler

LED headlights with dynamic curve lighting and LED daytime running lights incorporating smoked lenses and red stripe

Matt black door mirrors with integrated indicators

Unique 'GTI TCR' badging

INTERIOR

Alcantara door inserts

Alcantara gear lever gaiter

Red stitching with red 12 o'clock marker on leather trimmed three-spoke multifunction steering wheel with 'GTI' logo

Seating

- Upholstery - 'TCR Red' cloth

Unique 'GTI TCR' logo projection from door onto the ground, when opened



Model shown is Golf GTI TCR with optional 19" 'Reifnitz' wheel pack, side decals in honeycomb design and Pure Grey non-metallic signature paint.

ADDITIONAL ITEMS OF STANDARD EQUIPMENT: R (OVER GTI)

WHEELS AND SUSPENSION

Alloy wheels, four 7½J x 18" 'Cadiz' with 225/40 R18 tyres and anti-theft wheel bolts

'R' sports suspension, lowered

EXTERIOR

'Black' brake callipers

Matt-chrome effect door mirrors

'R' styling pack – uniquely shaped front and rear bumpers, rear roof spoiler and side sills

Rear diffuser in 'Black' with twin oval chrome exhaust tailpipes, left and right

Unique 'R' badging

Unique 'R' radiator grille with matt-chrome strip

DRIVER'S ASSISTANCE

Four wheel drive – 4MOTION

SAFETY AND SECURITY

Unique 'R' design key



INTERIOR

'Carbon Touch' decorative inserts in dash and door panels

Leather trimmed three-spoke multifunction steering wheel with 'R' logo and gear knob gaiter

Seating

– Upholstery – 'Race' cloth seat centre section and grey Art Velours side bolsters

– Front sports seats with embroidered 'R' logo

Unique 'R' gear lever knob

Unique 'R' instrument cluster

2019 MODEL YEAR ONLY CAR-NET

Car-Net 'Security & Service'¹

– Provides continuous interaction between the driver, vehicle and Volkswagen, via integrated SIM-card connectivity

– Driver and vehicle integration with Volkswagen call centre or server for: 'eCall' – Emergency call service for SOS calls to emergency response incl. Automatic accident notification, Car breakdown, Vehicle health report and Service schedule – 10-year subscription

– Driver and vehicle integration via Car-Net Portal or Car-Net app for: Driving data, Doors and lights, Area alert, Speed alert, Horn and hazard lights, Parking position and Online anti-theft alarm – 3-year subscription



Model shown is Golf R with optional 19" 'Pretoria' alloy wheels and Lapiz Blue metallic signature paint.

- 1 Use of Car-Net 'Security & Service' is governed in a separate Contract concluded online with Volkswagen. To use the free Car-Net app you will need a smartphone with iOS or Android operating system and a SIM-card with a data option. Depending on your mobile tariff, sending and receiving data online may incur additional charges (e.g. roaming charges), particularly if you are using Car-Net abroad. For more information on Car-Net Security & Service, go to www.volkswagen.com/car-net or contact your Volkswagen retailer.

The specifications listed are for information purposes only as our products are continually updated and changes may be made to the specifications at any time. If you require any specific feature, please consult your authorised Volkswagen retailer who is regularly updated with any change in specification. Specifications are subject to change without notice.

ADDITIONAL ITEMS OF STANDARD EQUIPMENT: e-GOLF (OVER SE)

CAR-NET

Car-Net 'e-remote'

- Car-Net e-remote mobile services via Car-Net Portal or Car-Net app for: Remote battery charging management, Departure times and Remote pre-trip interior climatization – 3-year subscription

Car-Net 'Security & Service'¹

- Provides continuous interaction between the driver, vehicle and Volkswagen, via integrated SIM-card connectivity
- Driver and vehicle integration with Volkswagen call centre or server for: 'eCall' – Emergency call service for SOS calls to emergency response incl. Automatic accident notification, Car breakdown, Vehicle health report and Service schedule – 10-year subscription
- Driver and vehicle integration via Car-Net Portal or Car-Net app for: Driving data, Doors and lights, Area alert, Speed alert, Horn and hazard lights, Parking position and Online anti-theft alarm – 3-year subscription

Car-Net 'Guide and Inform'²

- Providing online access to a range of useful information such as traffic, fuel pricing, weather and news feeds – 3-year subscription

WHEELS AND SUSPENSION

Alloy wheels, four 6½J x 16" 'Tillevé' with 205/55 R16 low rolling resistance tyres and anti-theft wheel bolts

Tyre repair kit (in lieu of steel space saver spare wheel)

EXTERIOR

'e-Golf' styling pack – uniquely shaped front and rear bumpers, rear roof spoiler and side sills

LED headlights with blue stripe

LED tinted rear light clusters with indicator sweep function

No visible rear tailpipe

Unique 'e-Golf' badging

Unique 'e-Golf' radiator grille with blue stripe

Unique front 'C' signature LED daytime running lights

ELECTRIC

Two charging cables – 32amp AC cable for wallbox/chargepoints (mode 3) and 10amp mains charge cable (mode 2)

Socket AC type 2

INTERIOR

Blue stitching on leather trimmed three-spoke multifunction steering wheel with 'e-Golf' logo and gear knob gaiter

'Brushed Dark Silver' decorative inserts in dash and door panels

Unique 'e-Golf' instrument cluster

COMFORT AND CONVENIENCE

Climate control – 2Zone electronic air conditioning with automatic air recirculation and allergy filter

DRIVER'S ASSISTANCE

e-vehicle information displayed via Discover Navigation infotainment system

Heated windscreen, wired

Multifunction colour display

IN-CAR ENTERTAINMENT AND COMMUNICATIONS

Discover Navigation infotainment system (in addition to Composition Media infotainment system)

- 8.0" colour touch-screen
- Branded points of interest
- Dynamic navigation based on TMC+
- Preloaded European navigation data
- Speed Limit Display³
- Three route options (Fast, Short, Eco)
- Volkswagen Media Control⁴ – allows remote control of the infotainment system via smartphone or tablet
- 2D/3D map view

- 1 Use of Car-Net 'Security & Service' is governed in a separate Contract concluded online with Volkswagen. To use the free Car-Net app you will need a smartphone with iOS or Android operating system and a SIM-card with a data option. Depending on your mobile tariff, sending and receiving data online may incur additional charges (e.g. roaming charges), particularly if you are using Car-Net abroad. For more information on Car-Net Security & Service, go to www.volkswagen.com/car-net or contact your Volkswagen retailer.
- 2 Car-Net 'Guide and Inform' services are accessed via a compatible mobile device. Please see www.volkswagen.co.uk for more information. The use of 'Guide and Inform' services entails exchanging large volumes of data. As such, we strongly recommend that you sign-up for a flat rate data plan with your mobile network provider. After the initial 3-year Car-Net contract, an annual subscription is chargeable for the continuation of 'Guide and Inform' services.
- 3 Speed Limit Display only reflects national speed limits and does not show temporary speed limit restrictions, or where permanent changes to speed limits are made in-between map updates.
- 4 Only operable in conjunction with compatible tablets and smartphones including iPhone 5 and above. Please see www.volkswagen.co.uk to check compatibility.



Model shown is e-Golf with optional rear tinted windows and Pure White non-metallic paint.

The specifications listed are for information purposes only as our products are continually updated and changes may be made to the specifications at any time. If you require any specific feature, please consult your authorised Volkswagen retailer who is regularly updated with any change in specification. Specifications are subject to change without notice. Model shown features optional Pure White paint.



To find out more about the benefits of owning an ultra low emission vehicle, including the Government's grants for vehicles and chargepoints, visit www.GoUltraLow.com

FACTORY-FITTED OPTIONS

At Volkswagen, we work towards making sure that our cars are as close to how you want them as possible, and we understand that every detail needs to be right for you and your needs.

Introducing our exceptional range of factory-fitted options which allow you to express your individuality, help with the practical things in life, and add a touch of luxury at the same time. Whether you're looking for things to help you relax and help take the stress out of driving, feel protected, or simply look fantastic, just take your pick.

From cruise control to a panoramic sunroof, from rear tinted glass to dynamic chassis control, you'll find everything you need on the following pages to make your Golf **your** Golf, and perfect in every detail.

Factory-fitted option prices are the manufacturer's Recommended Retail Prices (RRP), inclusive of 20% VAT, and are charged in addition to recommended 'On the road' retail price paid for the vehicle. Models shown feature optional metallic paint.



WHEELS AND SUSPENSION

		S	SE	SE Navigation	Match	GT	R-Line	GTE	GTE Advance	GTD/GTD BlueLine	GTI/GTI Performance	GTI TCR	R	e-Golf	Basic RRP £ Excluding VAT	Total RRP £ Including VAT
15" 'Lyon'	Four 6J x 15" 'Lyon' with 195/65 R15 tyres and anti-theft wheel bolts	○	-	-	-	-	-	-	-	-	-	-	-	-	375.00	450.00
17" 'Karlskoga'	Four 7J x 17" 'Karlskoga' with 225/45 R17 tyres and anti-theft wheel bolts	-	○	○	○	-	-	-	-	-	-	-	-	-	512.50	615.00
	Four 7J x 17" 'Karlskoga' with 225/45 R17 tyres and anti-theft wheel bolts	-	-	-	-	○	-	-	-	-	-	-	-	-	291.67	350.00
17" 'Madrid'	Four 7J x 17" 'Madrid' with 225/45 R17 tyres and anti-theft wheel bolts	-	○	○	○	-	-	-	-	-	-	-	-	○	512.50	615.00
	Four 7J x 17" 'Madrid' with 225/45 R17 tyres and anti-theft wheel bolts	-	-	-	-	○	-	-	-	-	-	-	-	-	291.67	350.00
18" 'Jurva'	Four 7½J x 18" 'Jurva' with 225/40 R18 tyres and anti-theft wheel bolts	-	-	-	-	○	○	-	-	-	-	-	-	-	666.67	800.00
18" 'Marseille'	Four 7½J x 18" 'Marseille' with 225/40 R18 tyres and anti-theft wheel bolts	-	-	-	-	-	○	●	-	-	-	-	-	-	416.67	500.00
18" 'Sebring'	Four 7½J x 18" 'Sebring' with 225/40 R18 tyres and anti-theft wheel bolts	-	-	-	-	-	○	-	-	-	-	-	-	-	416.67	500.00
18" 'Seville Dark Graphite'	Four 7½J x 18" 'Seville Dark Graphite' with red pinstripe, 225/40 R18 tyres and anti-theft wheel bolts	-	-	-	-	-	-	-	-	-	○	-	-	-	416.67	500.00
19" 'Brescia'	Four 7½J x 19" 'Brescia' with 225/35 R19 tyres and anti-theft wheel bolts	-	-	-	-	-	-	-	-	○ ¹	○	-	-	-	500.00	600.00
19" 'Santiago'	Four 7½J x 19" 'Santiago' with 225/35 R19 tyres and anti-theft wheel bolts	-	-	-	-	-	-	-	-	○ ¹	○	-	-	-	829.17	995.00
19" 'Pretoria'	Four 8J x 19" 'Pretoria' with 235/35 R19 tyres and anti-theft wheel bolts	-	-	-	-	-	-	-	-	-	-	○	-	-	829.17	995.00
19" 'Pretoria Black'	Four 8J x 19" 'Pretoria Black' with 235/35 R19 tyres and anti-theft wheel bolts	-	-	-	-	-	-	-	-	-	-	-	○	-	829.17	995.00
19" 'Spielberg' ²	Four 8J x 19" 'Spielberg' with 235/35 R19 tyres with anti-theft wheel bolts	-	-	-	-	-	-	-	-	-	-	-	○	-	675.00	810.00
Dynamic Chassis Control (DCC)	Variable suspension settings – choice of three settings: Sport, Comfort and Normal	-	○ ^{3,4}	○ ^{3,4}	○ ^{3,4}	○ ⁴	○	○ ⁵	○ ⁵	○	○	○	○	-	708.33	850.00

1 Not available on GTD BlueLine models. 2 Not in conjunction with R Performance pack. 3 Not in conjunction with 1.0 ltr TSI 115 PS engines. 4 Not in conjunction with 1.5 ltr TSI EVO 130 PS engines.
5 Dynamic Chassis Control (DCC) on GTE and GTE Advance models have two modes – Sport or Comfort, which is automatically selected dependent on driving mode.

Choosing larger alloy wheels than standard, as an option, may result in increased fuel consumption as well as higher CO₂ emissions and subsequently increased Vehicle Excise Duty (VED) band, and BIK rates paid by company car drivers may increase. This is due to the fact that larger wheels have both more aerodynamic drag and more mechanical drag, resulting in increased rolling resistance and increased wind resistance. As a result, the VED band that the vehicle falls into may increase from its original VED band when fitted with standard size wheels. In some instances, the recommended 'On the road' retail price paid for the vehicle may increase as a result of the increased VED rate. Please see page 60 for full details.

● Standard equipment ○ Optional equipment - Not available. Factory-fitted options are subject to availability and extended delivery.

Volkswagen UK may change RRRPs at any time (this includes where there are government changes in regulation and/or legislation). There may be a delay to any RRP displaying correctly on our materials. Always obtain prices from your chosen authorised Volkswagen retailer.

WHEEL PACKS

	S	SE	SE Navigation	Match	GT	R-Line	GTE	GTE Advance	GTD/GTD BlueLine	GTI/GTI Performance	GTI TCR	R	e-Golf	Basic RRP £ Excluding VAT	Total RRP £ Including VAT
GTI TCR Performance pack	Four 7½J x 19" 'Reifnitz' with 225/35 R19 tyres and anti-theft wheel bolts, derestricted top speed to 164mph (where the law permits) and lowered sports suspension by approx. 20mm and Dynamic Chassis Control (DCC)	-	-	-	-	-	-	-	-	-	○	-	-	1,666.67	2,000.00
	Four 8J x 19" 'Pretoria Black' 235/35 R19 semi-slick tyres and anti-theft wheel bolts, derestricted top speed to 164mph (where the law permits) and lowered sports suspension by approx. 20mm and Dynamic Chassis Control (DCC)	-	-	-	-	-	-	-	-	-	○	-	-	2,291.67	2,750.00
R Performance pack – DSG models only	Four 8J x 19" 'Spielberg' with 235/35 R19 tyres with anti-theft wheel bolts, performance brakes, silver-coloured brake callipers, derestricted top speed (where the law permits) and performance rear spoiler	-	-	-	-	-	-	-	-	-	-	○	-	1,916.67	2,300.00

PAINT

Non-Metallic	Urano Grey	○	○	○	○	○	-	-	-	-	-	○	No cost option	
	Pure White	-	-	-	-	-	○	○	○	○	○	○	No cost option	
	Pure White	○	○	○	○	○	-	-	-	-	-	-	241.67	290.00
	Tornado Red	○	○	○	○	○	-	-	○	○	○	○	241.67	290.00
Metallic and Pearl Effect	Atlantic Blue, Tungsten Silver, Cranberry Red, Indium Grey, Reflex Silver, Deep Black	○	○	○	○	○	-	-	-	-	-	-	483.33	580.00
	Atlantic Blue, Cranberry Red, Indium Grey, Deep Black	-	-	-	-	-	○	○	○	○	○	○	483.33	580.00
	Atlantic Blue, Tungsten Silver, Indium Grey, Isaac Blue Steel, Deep Black	-	-	-	-	-	○	○	○	○	○	-	483.33	580.00
	Deep Black	-	-	-	-	-	-	-	-	○	-	-	483.33	580.00
	Atlantic Blue, Tungsten Silver, Indium Grey, Deep Black	-	-	-	-	-	-	-	-	-	-	○	483.33	580.00
Non-Metallic Signature	Pure Grey	-	-	-	-	-	-	-	-	-	○	-	483.33	580.00
Metallic Signature	Lapiz Blue	-	-	-	-	-	-	-	-	-	○	-	529.17	635.00
Premium Signature	Oryx White	-	○	○	○	○	○	○	○	○	○	○	829.17	995.00
Two-tone roof – black	Black roof. <i>Not available with Deep Black paint</i>	-	-	-	-	-	-	-	-	-	○	-	458.33	550.00

Please refer to Paint and Combinations pages in the current Golf brochure, or visit volkswagen.co.uk for full availability of paint colours.

● Standard equipment ○ Optional equipment - Not available. Factory-fitted options are subject to availability and extended delivery.

Volkswagen UK may change RRP's at any time (this includes where there are government changes in regulation and/or legislation). There may be a delay to any RRP displaying correctly on our materials. Always obtain prices from your chosen authorised Volkswagen retailer.

EXTERIOR

		S	SE	SE Navigation	Match	GT	R-Line	GTE	GTE Advance	GTD/GTD BlueLine	GTI/GTI Performance	GTI TCR	R	e-Golf	Basic RRP £ Excluding VAT	Total RRP £ Including VAT
Door mirrors	Carbon fibre	-	-	-	-	-	-	-	-	-	-	○	○	-	375.00	450.00
	'Gloss Black'	-	-	-	-	-	-	-	-	-	-	-	○	-	62.50	75.00
Front fog lights	Including static cornering function and LED technology	○	○	○	●	●	-	-	-	● ¹	● ¹	-	-	-	208.33	250.00
LED headlights	LED headlights	-	○	○	○	○	○	●	●	-	-	-	-	●	829.17	995.00
LED headlights with dynamic curve lighting ²	LED headlights with dynamic curve lighting	-	-	○	○	○	○	○	-	-	-	-	-	-	1,079.17	1,295.00
LED headlights with Dynamic Light Assist ²	LED headlights with Dynamic Light Assist. Automatic sensors detect other road users and mask part of the main beam headlights appropriately. <i>Only in conjunction with Lane Assist</i>	-	-	○	○	○	○	-	-	-	-	-	-	-	1,079.17	1,295.00
		-	-	-	-	-	-	○	●	●	●	●	●	○	270.83	325.00
LED rear light clusters	3D LED tinted rear light clusters with indicator sweep function	-	○	○	○	○	○	●	●	●	●	●	●	●	270.83	325.00
Rear tinted glass	Rear tinted glass from B-pillar backwards, approx. 65% tinted	○	○	○	●	●	○	○	○	○	○	○	○	○	187.50	225.00
	Rear tinted glass from B-pillar backwards, approx. 90% tinted	-	-	-	-	-	-	-	○	○	○	○	○	-	79.17	95.00
Side decals in honeycomb design		-	-	-	-	-	-	-	-	-	-	○	-	-	458.33	550.00
Towbar – swivelling	With 13-pin connection and 12 electrified poles providing vehicle lighting plus additional power supply for Caravan auxiliary battery charger, internal trailer lighting and fridge	-	○	○	○	○	○	○	○	○	○	-	-	-	579.17	695.00
'Akrapovič' titanium sport exhaust system	Low density and high strength titanium sport exhaust system saving 7kg in weight, with round twin tailpipes left and right, and valve control system	-	-	-	-	-	-	-	-	-	-	-	○	-	2479.17	2,975.00

1 Front fog lights on GTD and GTI models incorporate LED technology, but do not feature static cornering function. 2 Must be ordered in conjunction with LED rear light clusters.

● Standard equipment ○ Optional equipment - Not available. Factory-fitted options are subject to availability and extended delivery.

Volkswagen UK may change RRRPs at any time (this includes where there are government changes in regulation and/or legislation). There may be a delay to any RRP displaying correctly on our materials. Always obtain prices from your chosen authorised Volkswagen retailer.

INTERIOR

		S	SE	SE Navigation	Match	GT	R-Line	GTE	GTE Advance	GTD/GTD BlueLine	GTI/GTI Performance	GTI TCR	R	e-Golf	Basic RRP £ Excluding VAT	Total RRP £ Including VAT
Carpet mats	Front and rear	○	○	○	○	●	●	●	●	●	●	●	●	○	70.83	85.00
Electrically adjustable driver's seat with memory function – 5-door models ¹	Driver's seat with electric adjustment and electrically adjustable lumbar support, with seat memory function for personal settings	–	–	–	–	–	–	–	–	–	–	–	–	–	495.83	595.00
		–	–	–	–	○	○	○	○	○	○	○	○	–	270.83	325.00
		–	–	–	–	–	–	–	–	–	–	–	–	–	495.83	595.00
Folding front seat backrest ²	Backrest release on front passenger seat. <i>5-door models only</i>	–	○	○	○	–	–	–	–	–	–	–	–	–	137.50	165.00
Front centre armrest	With storage compartment and two rear air vents	●	●	●	●	●	●	○	●	●	●	●	●	●	125.00	150.00
Load-through provision	Including rear centre armrest with 2 cup holders, forms a table when folded down	○	●	●	●	●	●	●	●	●	●	●	●	●	137.50	165.00
Lumbar support for driver's and front passenger's seat		○	●	●	●	●	●	●	●	●	●	●	●	●	50.00	60.00
Steering wheel – multifunction leather trimmed	Multifunction steering wheel including leather trimmed gear knob	○	●	●	●	●	●	●	●	●	●	●	●	●	341.67	410.00
	Including paddle shift for DSG gearbox only. <i>Only with DSG gearbox</i>	–	○	○	○	●	●	●	●	●	●	●	●	–	150.00	180.00
Steering wheel – heated multifunction leather trimmed ³	Heated multifunction steering wheel including leather trimmed gear knob	–	○	○	○	○	–	–	–	–	–	–	–	–	133.33	160.00
	Including paddle shift for DSG gearbox only. <i>Only with DSG gearbox</i>	–	○	○	○	○	–	–	–	–	–	–	–	–	291.67	350.00
		–	–	–	–	–	–	–	–	–	–	–	–	–	150.00	180.00
Upholstery – Art Velours	Art Velours upholstery in Black/Flint Grey 'Sports Honeycomb' design	–	–	–	–	–	–	○	○	○	–	–	–	–	625.00	750.00
	Art Velours upholstery in Black/Red 'Sports Honeycomb' design	–	–	–	–	–	–	–	–	–	○	–	–	–	625.00	750.00
Upholstery – 'Vienna' leather ⁴	'Vienna' leather upholstery including perforated heated front sports seats with manually adjustable lumbar support	–	○	○	○	○	○	–	–	–	–	–	–	○	1,762.50	2,115.00
		–	–	–	–	○	○	–	–	–	–	–	–	–	1,583.33	1,900.00
		–	–	–	–	–	–	–	○	○	–	–	○	–	1,458.33	1,750.00
	'Vienna' Black/Red leather upholstery with red piping and contrast stitching including perforated heated front sports seats with manually adjustable lumbar support	–	–	–	–	–	–	–	–	–	○	○	–	–	1,458.33	1,750.00
Upholstery – 'Vienna' leather ⁴	'Vienna' leather upholstery including perforated heated front sports seats, front centre armrest, with manually adjustable lumbar support	–	–	–	–	–	–	○	–	–	–	–	–	–	1,762.50	2,115.00
Upholstery – 'Carbon/Nappa' leather ³	'Carbon/Nappa' leather upholstery including heated front sports seats with embroidered 'R' logo and manually adjustable lumbar support	–	–	–	–	–	–	–	–	–	–	–	○	–	2,179.17	2,615.00

¹ Must be ordered in conjunction with leather upholstery. ² Not in conjunction with leather upholstery. ³ Must be ordered in conjunction with Winter pack or leather upholstery.

⁴ Some parts of leather interior will contain artificial leather.

● Standard equipment ○ Optional equipment – Not available. Factory-fitted options are subject to availability and extended delivery.

Volkswagen UK may change RRRPs at any time (this includes where there are government changes in regulation and/or legislation). There may be a delay to any RRP displaying correctly on our materials. Always obtain prices from your chosen authorised Volkswagen retailer.

IN-CAR ENTERTAINMENT AND COMMUNICATIONS

	S	SE	SE Navigation	Match	GT	R-Line	GTE	GTE Advance	GTD/GTD BlueLine	GTI/GTI Performance	GTI TCR	R	e-Golf	Basic RRP £ Excluding VAT	Total RRP £ Including VAT
Car-Net 'App-Connect' Combined functionality of Apple 'CarPlay', Google 'Android Auto' and 'MirrorLink'™ allowing 'mirroring' of smartphone display on the infotainment touch-screen via USB connection. Display and operation of certified apps including audio and voice control (if supported by the app). Usage of certified apps only while driving. <i>Only operable in conjunction with compatible smartphones including iPhone 5 and above. Please see www.volkswagen.co.uk to check smartphone compatibility</i>	○	●	●	●	●	●	●	●	●	●	●	●	●	137.50	165.00
Discover Navigation touch-screen navigation/infotainment system with Car-Net 'Guide and Inform'^{1,2} 8.0" colour touch-screen control system for navigation, CD and radio functions and Volkswagen Media Control, allowing remote control of the infotainment system via a smartphone or tablet. Preloaded European navigation data, 2D/3D map view, three calculated routes (Fast, Short, Eco), dynamic navigation based on TMC+, branded points of interest and Speed Limit Display ³ . 3-years Car-Net 'Guide and Inform' access providing online access to a range of useful information such as traffic, fuel pricing, weather and news feeds. <i>Includes online navigation software updates, enabling you to download the latest map data. Please contact your authorised Volkswagen retailer for full details</i>	○	-	●	●	●	●	○	●	●	●	●	●	●	637.50	765.00
Discover Navigation Pro touch-screen navigation/DVD infotainment system with integrated voice activation, 'Gesture Control' and Car-Net 'Guide and Inform Plus'² Voice activated control system – responds to spoken voice commands for navigation and telephone functions. 9.2" colour touch-screen control system for navigation, DVD, CD and radio functions and Volkswagen Media Control, allowing remote control of the infotainment system via a smartphone or tablet. 64 GB SSD hard drive. Preloaded European navigation data, 3D map view, three calculated routes (Fast, Short, Eco), dynamic navigation based on TMC+, branded points of interest, Speed Limit Display ³ , photo display from JPEG and PNG files and SD card reader x 2. 'Gesture Control' enables convenient operation of menu functions via a simple sideways gesture, easily select radio stations, songs or photos with a single hand movement. 3-years Car-Net 'Guide and Inform Plus' access providing online access to a range of useful information such as traffic, fuel pricing, weather and news feeds. <i>Includes online navigation software updates, enabling you to download the latest map data. Please contact your authorised Volkswagen retailer for full details</i>	-	-	○	○	○	○	-	○	○	○	○	○	○	1,104.17	1,325.00
							○	-	-	-	-	-	-	1,741.67	2,090.00

1 Not in conjunction with Discover Navigation Pro navigation/infotainment system. 2 Car-Net 'Guide and Inform' services are accessed via a compatible mobile device. Please see www.volkswagen.co.uk for more information. The use of 'Guide and Inform' services entails exchanging large volumes of data. As such, we strongly recommend that you sign-up for a flat rate data plan with your mobile network provider. After the initial 3-year Car-Net contract, an annual subscription is chargeable for the continuation of Car-Net 'Guide and Inform' services. 3 Speed Limit Display only reflects national speed limits and does not show temporary speed limit restrictions, or where permanent changes to speed limits are made in-between map updates. 4 Not in conjunction with 1.5 ltr TSI EVO 130 PS 7-sp auto DSG engine. 5 Must be ordered in conjunction with Discover Navigation Pro navigation/infotainment system.

● Standard equipment ○ Optional equipment - Not available. Factory-fitted options are subject to availability and extended delivery.

Volkswagen UK may change RRRPs at any time (this includes where there are government changes in regulation and/or legislation). There may be a delay to any RRP displaying correctly on our materials. Always obtain prices from your chosen authorised Volkswagen retailer.

IN-CAR ENTERTAINMENT AND COMMUNICATIONS (CONTINUED)

	S	SE	SE Navigation	Match	GT	R-Line	GTE	GTE Advance	GTD/GTD Blue Line	GTI/GTI Performance	GTI TCR	R	e-Golf	Basic RRP £ Excluding VAT	Total RRP £ Including VAT
'Dynaudio Excite' soundpack	-	O ¹	O ¹	O ¹	O ¹	O	-	-	O	O	O	O	O	458.33	550.00
Voice activation ¹	-	O	O	O	O	O	O	O	O	O	O	O	O	166.67	200.00

1 Not in conjunction with Discover Navigation Pro navigation/infotainment system. 2 Car-Net 'Guide and Inform' services are accessed via a compatible mobile device. Please see www.volkswagen.co.uk for more information. The use of 'Guide and Inform' services entails exchanging large volumes of data. As such, we strongly recommend that you sign-up for a flat rate data plan with your mobile network provider. After the initial 3-year Car-Net contract, an annual subscription is chargeable for the continuation of Car-Net 'Guide and Inform' services. 3 Speed Limit Display only reflects national speed limits and does not show temporary speed limit restrictions, or where permanent changes to speed limits are made in-between map updates. 4 Not in conjunction with 1.5 ltr TSI EVO 130 PS 7-spd auto DSG engine.

SAFETY AND SECURITY

Alarm	With interior protection and deactivation via infotainment system	O	●	●	●	●	●	●	●	●	●	●	●	204.17	245.00
PreCrash preventive occupant protection	Tensioning of the front seat belts, closing of electric windows, closing of optional panoramic sunroof and preconditioning of brake systems should a critical driving situation be detected	O	●	●	●	●	●	●	●	●	●	●	●	120.83	145.00
Side airbag system, rear and rear seat belt warning	For rear occupants. Including seat belts with tensioners (for 2 rear outer seats) and optical warning for rear seat belts if unfastened, 5-door only	O	O	O	O	O	O	O	O	O	O	O	O	241.67	290.00

● Standard equipment ○ Optional equipment - Not available. Factory-fitted options are subject to availability and extended delivery.

Volkswagen UK may change RRP's at any time (this includes where there are government changes in regulation and/or legislation). There may be a delay to any RRP displaying correctly on our materials. Always obtain prices from your chosen authorised Volkswagen retailer.

COMFORT AND CONVENIENCE

		S	SE	SE Navigation	Match	GT	R-Line	GTE	GTE Advance	GTD/GTD BlueLine	GTI/GTI Performance	GTI TCR	R	e-Golf	Basic RRP £ Excluding VAT	Total RRP £ Including VAT
Ambient lighting pack	Two lights in front footwell, light strips below trim in front doors, dashboard and LED reading lights	-	-	-	-	●	●	●	●	●	●	●	●	○	187.50	225.00
Climate control	2Zone electronic air conditioning with automatic air recirculation and allergy filter	-	○	○	○	○	○	●	●	●	●	●	●	●	354.17	425.00
Convenience pack	Automatic dimming interior rear-view mirror, automatic headlights on with coming/leaving home lighting function and rain sensor	○	●	●	●	●	●	●	●	●	●	●	●	●	83.33	100.00
Heat pump	Reduces heating system's electric power usage by recycling heat from ambient air and waste heat from the drivetrain components. Increased range up to 36% in cold conditions circa -7°C and improved efficiency at ambient temperatures circa +10°C	-	-	-	-	-	-	-	-	-	-	-	-	○	691.67	830.00
Keyless entry – 5-door models	Including Start/Stop button on centre console	-	○	○	○	○	○	-	-	-	-	-	-	○	312.50	375.00
	Including Start/Stop button on centre console and front centre armrest	-	-	-	-	-	-	○	●	●	●	●	●	-	437.50	525.00
Mirror pack	Remote electrically foldable door mirrors, door mirror puddle lights and reverse activated kerb-view adjustment on passenger's door mirror	○	●	●	●	●	●	●	●	●	●	●	●	●	83.33	100.00
Panoramic sunroof	Electric, glass sliding/tilting including integrated roller blind.	-	○	○	○	○	○	○ ¹	○ ²	○	○	○	○	-	829.17	995.00
Removal of manual air conditioning		○	○	○	○	○	○	-	-	-	-	-	-	-	No cost option	
Smoking pack	Removable ashtray and cigarette lighter. <i>In lieu of 1 front cup holder</i>	○	○	○	○	○	○	○	○	○	○	○	○	○	12.50	15.00
Winter pack	Headlight washers, heated front seats, heated windscreen washer jets and low washer fluid warning light	○	○	○	○	○	○	○	●	●	●	●	●	○	333.33	400.00
Winter pack in conjunction with leather upholstery	Headlight washers, heated windscreen washer jets and low washer fluid warning light	-	○	○	○	○	○	○	-	-	-	-	-	○	266.67	320.00

1 GTI Performance model only. 2 Not in conjunction with towbar - swivelling.

● Standard equipment ○ Optional equipment - Not available. Factory-fitted options are subject to availability and extended delivery.

Volkswagen UK may change RRP's at any time (this includes where there are government changes in regulation and/or legislation). There may be a delay to any RRP displaying correctly on our materials. Always obtain prices from your chosen authorised Volkswagen retailer.

DRIVER'S ASSISTANCE

		S	SE	SE Navigation	Match	GT	R-Line	GTE	GTE Advance	GTD/GTD BlueLine	GTI/GTI Performance	GTI TCR	R	e-Golf	Basic RRP £ Excluding VAT	Total RRP £ Including VAT
Active Info Display	12.3" high resolution TFT dash display screen with customisable menus and information. <i>In lieu of Multifunction computer with 3.5" TFT screen. Not in conjunction with Multifunction colour display. Please note: When the navigation map is displayed in the Active Info Display in conjunction with the Discover Navigation infotainment system, the navigation map cannot be displayed on the Discover Navigation's 8.0" touch-screen</i>	-	○	○	○	○	○	●	●	●	●	●	●	○	412.50	495.00
	Removal of Active Info Display	-	-	-	-	-	-	○	○	○	○ ²	○	○	-	No cost option	
Cruise control	With speed limiter. <i>Only in conjunction with multifunction steering wheel</i>	○	●	●	●	●	●	●	●	●	●	●	●	●	208.33	250.00
Heated front climate windscreen	Wireless electrically conductive layer in glass laminate. In winter, accelerates defrosting and prevents fogging. In summer, reflects solar radiation to reduce interior temperature	-	○ ²	○ ²	○ ²	○	○	-	-	○	○	○	○	○	250.00	300.00
High Beam Assist	Automatic sensing for switching between dipped and main beam. <i>Not in conjunction with Dynamic Light Assist</i>	-	○	○	○	○	○	○	○	○	○	-	○	-	125.00	150.00
Lane Assist including High Beam Assist and Traffic Sign Recognition³	Lane Assist, camera controlled warning system should the vehicle drift out of its lane. High Beam Assist, automatic sensing for switching between dipped and main beam. Traffic Sign Recognition, camera controlled system with visual warning for traffic and road signs.	-	-	○	○	○	○	○ ⁴	○	-	-	-	-	○ ⁵	458.33	550.00
Lane Assist with Dynamic Light Assist including Traffic Sign Recognition⁶	Lane Assist, camera controlled warning system should the vehicle drift out of its lane. Dynamic Light Assist, automatic sensors detect other road users and cover part of the headlights appropriately. If dazzling other road users cannot be prevented, the light distribution is automatically set to dipped beam headlights. Traffic Sign Recognition, camera controlled system with visual warning for traffic and road signs.	-	-	○	○	○	○	○ ⁴	●	●	● ⁷	●	●	○ ⁵	541.67	650.00

1 GTI model only. 2 Not in conjunction with 1.0 ltr TSI 115 PS engines. 3 Not in conjunction with LED headlights with dynamic curve lighting. 4 Must be ordered in conjunction with Discover Navigation or Discover Navigation Pro navigation/infotainment systems. 5 Must be ordered in conjunction with Discover Navigation Pro navigation/infotainment system to view Traffic Sign Recognition functionality. 6 Only in conjunction with LED headlights with Dynamic Light Assist. 7 GTI Performance model only. 8 Only in conjunction with DSG gearbox. 9 Only in conjunction with Mirror pack. 10 Must be ordered in conjunction with towbar – swivelling.

● Standard equipment ○ Optional equipment - Not available. Factory-fitted options are subject to availability and extended delivery.

Volkswagen UK may change RRP at any time (this includes where there are government changes in regulation and/or legislation). There may be a delay to any RRP displaying correctly on our materials. Always obtain prices from your chosen authorised Volkswagen retailer.

DRIVER'S ASSISTANCE (CONTINUED)

Lane Assist Plus with Emergency Assist, High Beam Assist, Rear Traffic Alert, Side scan, Traffic Jam Assist and Traffic Sign Recognition⁸

Lane Assist, camera controlled warning system should the vehicle drift out of its lane.

Emergency Assist, driver intervention should sensors detect the driver is incapable of driving. Automatic hazard light activation while bringing the vehicle to a controlled stop within its lane

High Beam Assist, automatic sensing for switching between dipped and main beam.

Rear Traffic Alert, monitors the area behind the vehicle during reversing manoeuvres, if another vehicle is getting too close the system alerts the driver by means of an audible and visual warning or brake intervention where a collision is imminent.

Side scan, radar sensor controlled warning system for lane changing and blind spots with visual warning via light in door mirror housing.

Traffic Jam Assist, camera and radar sensor controlled warning system to accelerate, brake and steer should the vehicle drift out of its lane, providing the driver's hands are on the wheel.

Traffic Sign Recognition, camera controlled system with visual warning for traffic and road signs.

S	SE	SE Navigation	Match	GT	R-Line	GTE	GTE Advance	GTD/GTD BlueLine	GTI/GTI Performance	GTI TCR	R	e-Golf	Basic RRP £ Excluding VAT	Total RRP £ Including VAT
-	-	○	○	○	○	○ ⁴	○	-	-	-	-	○ ⁵	933.33	1,120.00

1 GTI model only. 2 Not in conjunction with 1.0 ltr TSI 115 PS engines. 3 Not in conjunction with LED headlights with dynamic curve lighting. 4 Must be ordered in conjunction with Discover Navigation or Discover Navigation Pro navigation/infotainment systems. 5 Must be ordered in conjunction with Discover Navigation Pro navigation/infotainment system to view Traffic Sign Recognition functionality. 6 Only in conjunction with LED headlights with Dynamic Light Assist. 7 GTI Performance model only. 8 Only in conjunction with DSG gearbox. 9 Only in conjunction with Mirror pack. 10 Must be ordered in conjunction with towbar – swivelling.

● Standard equipment ○ Optional equipment - Not available. Factory-fitted options are subject to availability and extended delivery.

Volkswagen UK may change RRP at any time (this includes where there are government changes in regulation and/or legislation). There may be a delay to any RRP displaying correctly on our materials. Always obtain prices from your chosen authorised Volkswagen retailer.

DRIVER'S ASSISTANCE (CONTINUED)

Lane Assist Plus with Dynamic Light Assist, Emergency Assist, Rear Traffic Alert, Side Scan, Traffic Jam Assist and Traffic Sign Recognition^{6,8}

Lane Assist, camera controlled warning system should the vehicle drift out of its lane.

Dynamic Light Assist, automatic sensors detect other road users and cover part of the headlights appropriately. If dazzling other road users cannot be prevented, the light distribution is automatically set to dipped beam headlights.

Emergency Assist, driver intervention should sensors detect the driver is incapable of driving. Automatic hazard light activation while bringing the vehicle to a controlled stop within its lane

Rear Traffic Alert, monitors the area behind the vehicle during reversing manoeuvres, if another vehicle is getting too close the system alerts the driver by means of an audible and visual warning or brake intervention where a collision is imminent.

Side scan, radar sensor controlled warning system for lane changing and blind spots with visual warning via light in door mirror housing.

Traffic Jam Assist, camera and radar sensor controlled warning system to accelerate, brake and steer should the vehicle drift out of its lane, providing the driver's hands are on the wheel.

Traffic Sign Recognition, camera controlled system with visual warning for traffic and road signs.

S	SE	SE Navigation	Match	GT	R-Line	GTE	GTE Advance	GTD/GTD BlueLine	GTI/GTI Performance	GTI TCR	R	e-Golf	Basic RRP £ Excluding VAT	Total RRP £ Including VAT
-	-	○	○	○	○	○ ⁴	-	-	-	-	-	○ ⁵	1,020.83	1,225.00

1 GTI model only. 2 Not in conjunction with 1.0 ltr TSI 115 PS engines. 3 Not in conjunction with LED headlights with dynamic curve lighting. 4 Must be ordered in conjunction with Discover Navigation or Discover Navigation Pro navigation/infotainment systems. 5 Must be ordered in conjunction with Discover Navigation Pro navigation/infotainment system to view Traffic Sign Recognition functionality. 6 Only in conjunction with LED headlights with Dynamic Light Assist. 7 GTI Performance model only. 8 Only in conjunction with DSG gearbox. 9 Only in conjunction with Mirror pack. 10 Must be ordered in conjunction with towbar – swivelling.

● Standard equipment ○ Optional equipment - Not available. Factory-fitted options are subject to availability and extended delivery.

Volkswagen UK may change RRP's at any time (this includes where there are government changes in regulation and/or legislation). There may be a delay to any RRP displaying correctly on our materials. Always obtain prices from your chosen authorised Volkswagen retailer.

DRIVER'S ASSISTANCE (CONTINUED)

Dynamic Light Assist with Emergency Assist, Rear Traffic Alert, Side Scan, Traffic Jam Assist and Traffic Sign Recognition ^{6,8}

Dynamic Light Assist, automatic sensors detect other road users and cover part of the headlights appropriately. If dazzling other road users cannot be prevented, the light distribution is automatically set to dipped beam headlights.

Emergency Assist, driver intervention should sensors detect the driver is incapable of driving. Automatic hazard light activation while bringing the vehicle to a controlled stop within its lane

Rear Traffic Alert, monitors the area behind the vehicle during reversing manoeuvres, if another vehicle is getting too close the system alerts the driver by means of an audible and visual warning or brake intervention where a collision is imminent.

Side scan, radar sensor controlled warning system for lane changing and blind spots with visual warning via light in door mirror housing.

Traffic Jam Assist, camera and radar sensor controlled warning system to accelerate, brake and steer should the vehicle drift out of its lane, providing the driver's hands are on the wheel.

Traffic Sign Recognition, camera controlled system with visual warning for traffic and road signs.

	S	SE	SE Navigation	Match	GT	R-Line	GTE	GTE Advance	GTD/GTD BlueLine	GTI/GTI Performance	GTI TCR	R	e-Golf	Basic RRP £ Excluding VAT	Total RRP £ Including VAT
	-	-	-	-	-	-	-	○	○	○	○	○	-	479.17	575.00
Multifunction colour display	-	○	○	○	○	○	-	-	-	-	-	-	●	116.67	140.00
Parking sensors, front and rear	○ ⁹	●	●	●	●	●	●	●	●	●	●	●	●	395.83	475.00
Park Assist	-	○	○	○	○	○	○	○	○	○	○	-	○	500.00	600.00
Rear-view camera	○	○	○	○	○	○	○	●	●	● ⁷	●	●	○	283.33	340.00
Trailer Assist including Park Assist¹⁰	-	○	○	○	○	○	○	○	○	○	-	-	-	708.33	850.00

1 GTI model only. 2 Not in conjunction with 1.0 ltr TSI 115 PS engines. 3 Not in conjunction with LED headlights with dynamic curve lighting. 4 Must be ordered in conjunction with Discover Navigation or Discover Navigation Pro navigation/infotainment systems. 5 Must be ordered in conjunction with Discover Navigation Pro navigation/infotainment system to view Traffic Sign Recognition functionality. 6 Only in conjunction with LED headlights with Dynamic Light Assist. 7 GTI Performance model only. 8 Only in conjunction with DSG gearbox. 9 Only in conjunction with Mirror pack. 10 Must be ordered in conjunction with towbar – swivelling.

● Standard equipment ○ Optional equipment - Not available. Factory-fitted options are subject to availability and extended delivery.

Volkswagen UK may change RRP's at any time (this includes where there are government changes in regulation and/or legislation). There may be a delay to any RRP displaying correctly on our materials. Always obtain prices from your chosen authorised Volkswagen retailer.

ACCESSORIES

YOUR VOLKSWAGEN YOUR WAY

	Part number	Total RRP £ Including VAT	Total fitted RRP £ Including VAT		Part number	Total RRP £ Including VAT	Total fitted RRP £ Including VAT
PROTECTION AND CAR CARE							
Luggage compartment tray	5G0 061 161	71.00	-	Mudflaps – front	5G0 075 101	-	82.00
Luggage net	5N0 065 111	64.00	-	Mudflaps – rear	5G0 075 111 B	-	82.50
Rubber floor mats – front – black	5G2 061 502 A82 V	49.00	-	Summer car care kit	000 096 355 D	25.50	-
Rubber floor mats – rear – black	5G0 061 512 A82 V	43.50	-	Winter car care kit	000 096 352 L	21.50	-
Rear bumper protection – transparent	5G0 061 197 B	-	103.00	Luxury carpet mat set, black (front and rear)	5G2 061 270 WGK	87.00	-
				Basic carpet mats (front and rear)	5G2 061 420 WGK	60.50	-
TRAVEL AND TRANSPORT							
Roof bars (3-dr)	5G3 071 126	278.50	-	Towbar – detachable, including electrical installation kit	5G0 092 150 C	-	725.00
Roof bars (5-dr)	5G4 071 126	280.00	-	Compact III towbar mounted bicycle carrier	3C2 071 105 A	555.00	-
Bicycle holder	000 071 128 F	101.50	-	Volkswagen child seat G1 ISOFIX DUO Plus	5G0 019 909 A	332.50	-
Volkswagen roof box – 340 litres – black	000 071 200	231.00	-	Safety kit	000 093 059	24.50	-
Ski and snowboard holder – 6 pairs of skis or 4 snowboards	000 071 129 N	132.00	-				
STYLING AND TECHNOLOGY							
Front spoiler (primed) ¹	5G0 071 606 GRU	-	393.00	Oettinger rear roof spoiler (primed) ¹	5G0 071 644 BGR U	-	414.50
Side skirt set (primed) ¹	5G0 071 685 GRU	-	513.50	Racing flaps for Oettinger rear roof spoiler	5G0 071 601 A04 1	-	227.00
Door sill trims – steel (3-dr) 2 treadplates	5G0 071 303 C	-	127.00	Rotary alloy wheel (18") – anthracite ²	5G0 071 498 16Z	-	345.80
Door sill trims – steel (5-dr) 2 treadplates	5G0 071 303 B	-	109.50	Blade alloy wheel (17") – black gloss ²	5G0 071 497 FZZ	-	296.30
Corvara alloy wheel (15") – brilliant silver ²	5G0 071 495 A8Z 8	-	188.30	Meta Trak S5-VTS – GPS Tracker including 1 year subscription	ZGB 000 054 208	-	499.00
Plug and Play sound system	000 051 419 C	-	486.00	Kenwood Navigation system for Composition Media with integrated Dash Cam	ZGB 5G0 051 MBD R	-	785.00
Dynamic LED mirror indicator signals (for GTI, GTD and R)	5G0 052 215	-	215.80				

Choosing larger alloy wheels than standard, may result in increased fuel consumption as well as higher CO₂ emissions and subsequently increased Vehicle Excise Duty (VED) band, and BIK rates paid for company car drivers may increase. As a result, the VED band that the vehicle falls into may increase from its original VED band when fitted with standard size wheels. In some instances, the recommended 'On the road' retail price paid for the vehicle may increase as a result of the increased VED rate. Please see page 60 for full details. In addition, larger alloy wheels than standard size will require the purchase of tyres. Prices shown do not include the transfer of tyres. 1 Price excludes painting. 2 Price per wheel excludes tyre.

Accessory prices are the manufacturer's Recommended Retail Prices (RRP), shown exclusive and inclusive of fitting where applicable, inclusive of appropriate VAT, and are charged in addition to recommended 'On the road' retail price paid for the vehicle. For full details, please contact your authorised Volkswagen retailer.

Volkswagen UK may change RRP's at any time (this includes where there are government changes in regulation and/or legislation). There may be a delay to any RRP displaying correctly on our materials. Always obtain prices from your chosen authorised Volkswagen retailer.

VOLKSWAGEN SERVICE PLAN

AN ADDITIONAL WAY TO KEEP YOUR PERFECT CAR, PERFECT... FOR LONGER

Exclusions and terms apply, please see page 70 for more details. For pricing and further details of the Volkswagen Service Plan, please consult your authorised Volkswagen retailer or visit www.volkswagen.co.uk

VOLKSWAGEN SERVICE PLAN – RETAIL SALES ONLY

We offer Volkswagen Service Plans to cover all new models for their first two consecutive services in line with the Fixed Service schedule required on the vehicle. Your car will be in the hands of Volkswagen trained technicians who use specialist Volkswagen tools, technology and Volkswagen original parts, and all parts and labour are guaranteed for two years. What's more, the Volkswagen Service Plan will remain with the vehicle should you decide to sell your car.

Volkswagen Service Plan

For vehicles under 1 year old set to the Fixed Service regime that has not had its first service, comprising first two manufacturer's scheduled services:

- 'Oil service' including oil filter change
- 'Oil service' including oil filter change and 'Inspection service' plus a pollen filter replacement (if required)

Excludes electric vehicles. Service plan covers first two consecutive services, limited to 1x 'Oil service' and 1x 'Oil and Inspection service'. T&Cs apply: All vehicles must be set to the Fixed Service regime by the retailer. Maximum age of car is 12 months (Service plan must be taken out before first service is due). Additional work, including wear and tear is excluded. Servicing must be carried out in line with the requirement of the Service Schedule. All work must be carried out by an Authorised Volkswagen Repairer. Offers may be varied or withdrawn at any time. Plan validity is dependent on required payments received. Administered by Volkswagen Financial Services. Retail sales only. For pricing and further details, please consult your authorised Volkswagen retailer or visit www.volkswagen.co.uk



VED AND ADDITIONAL 'ON THE ROAD' COSTS

The Autumn Budget 2017 announced that new diesel vehicles registered after 1 April 2018, that do not meet the RDE2 standard, will be charged a supplement on their 'First year rate' to the effect of moving up by one VED (Vehicle Excise Duty) band. VED rates for vehicles registered before 1 April 2018 will not be affected by the new VED rate changes.

'FIRST YEAR RATE' VED – BASED ON CO₂ EMISSIONS

Petrol – 'First year rate' VED

CO ₂ emissions (g/km)	Petrol VED £	Petrol total 'On the road' costs £
0	0.00	690.00
1-50	10.00	700.00
51-75	25.00	715.00
76-90	105.00	795.00
91-100	125.00	815.00
101-110	145.00	835.00
111-130	165.00	855.00
131-150	205.00	895.00
151-170	515.00	1,205.00
171-190	830.00	1,520.00
191-225	1,240.00	1,930.00
226-255	1,760.00	2,450.00
Over 255	2,070.00	2,760.00

Diesel – 'First year rate' VED

CO ₂ emissions (g/km)	Diesel VED £	Diesel total 'On the road' costs £
0	0.00	690.00
1-50	25.00	715.00
51-75	105.00	795.00
76-90	125.00	815.00
91-100	145.00	835.00
101-110	165.00	855.00
111-130	205.00	895.00
131-150	515.00	1,205.00
151-170	830.00	1,520.00
171-190	1,240.00	1,930.00
191-225	1,760.00	2,450.00
226-255	2,070.00	2,760.00
Over 255	2,070.00	2,760.00

Alternative fuel – 'First year rate' VED

CO ₂ emissions (g/km)	Alternative fuel VED £	Alternative fuel total 'On the road' costs £
0	0.00	690.00
1-50	0.00	690.00
51-75	15.00	705.00
76-90	95.00	785.00
91-100	115.00	805.00
101-110	135.00	825.00
111-130	155.00	845.00
131-150	195.00	885.00
151-170	505.00	1,195.00
171-190	820.00	1,510.00
191-225	1,230.00	1,920.00
226-255	1,750.00	2,440.00
Over 255	2,060.00	2,750.00

ADDITIONAL 'OTR' COSTS 'STANDARD RATE' VED

Additional 'On the road' costs

Delivery to retailer	509.17
Number plates	20.00
VAT	105.83
Vehicle first registration fee	55.00
Total	690.00

The total 'On the road' costs above for petrol, diesel, electric and alternative fuel vehicles include the applicable 'First year rate' VED charge plus the 'On the road' costs as detailed above:

'Standard rate' VED based on fuel type

Fuel type	CO ₂ emissions (g/km)	'Standard rate' VED £
Electric/Other	0	0.00
Petrol/Diesel	1 - Over 255	140.00
Alternative	1 - Over 255	130.00

After the 'First year rate', all vehicles with zero emissions will be exempt from the 'Standard rate' of vehicle tax. All petrol and diesel vehicles will pay a standard rate of £140 a year, and alternative fuel vehicles will pay a standard rate of £130 a year.

'STANDARD RATE' – OVER £40,000 RRP

'Standard rate' VED for vehicles over £40,000 list price – five year annual rate

Fuel type	'Standard rate' VED £	Additional rate £	Total annual payment £
Electric	0.00	310.00	310.00
Petrol/Diesel	140.00	310.00	450.00
Alternative	130.00	310.00	440.00

Petrol or diesel vehicles with a list price over £40,000 at first registration pay £450 a year after the 'First year rate' for a period of five years. Alternative fuel vehicles over £40,000 at first registration – hybrids, bi-ethanol or LPG, pay £440 a year after the 'First year rate' for a period of five years. Electric or vehicles producing zero emissions over £40,000 at first registration pay £310 a year after the 'First year rate' for a period of five years. After five years, vehicles will revert to their 'Standard rate' tax depending on fuel type.

The way VED (Vehicle Excise Duty) vehicle tax is calculated will change for vehicles that are first registered with the DVLA on, or after, 1 April 2018. All new diesel vehicles registered after 1 April 2018 that do not meet the RDE2 standard will be charged a supplement on their 'First year rate' to the effect of moving up by one VED (Vehicle Excise Duty) band.

If a new vehicle is registered on or after 1 April 2018, after the 'First year rate' VED the majority of vehicles move to the 'Standard rate' of vehicle tax which is £140 a year.

The 'First year rate' will be based on the CO₂ emissions and the list price of the vehicle supplied by the Manufacturer or Retailer as applicable on the day before the vehicle is first registered and taxed.

After the 'First year rate', all vehicles with zero emissions will be exempt from the 'Standard rate' of vehicle tax. All petrol and diesel vehicles will pay a standard rate of £140 a year, and alternative fuel vehicles will pay a standard rate of £130 a year.

Petrol or diesel vehicles with a list price over £40,000 at first registration will pay £450 a year, after the first 'First year rate' vehicle tax, for a period of five years. This comprises the £140 'Standard rate' and £310 additional rate. After five years the vehicle tax will revert to the 'Standard rate' of £140 per year.

Alternative fuel vehicles – hybrids, bi-ethanol or LPG, with a list price over £40,000 at first registration will pay £440 a year after the 'First year rate' vehicle tax for a period of five years. This comprises the £130 'Standard rate' and £310 additional rate which reverts to £130 'Standard rate' after five years.

Vehicles with a list price exceeding £40,000 with zero emissions (including electric) will pay the additional rate of £310 a year for a further five year period, after the 'First year rate' tax. After the five year period these vehicles will pay zero VED tax.

There is no provision for 6 month's 'First year rate' VED.

EFFECTIVE FROM 28 FEBRUARY 2019.



Interior shown is Golf GT with optional Discover Navigation Pro touch-screen navigation/DVD infotainment system and climate control – 2Zone electronic air conditioning.

ENVIRONMENTAL INFORMATION – 2018 MODEL YEAR

	Output, PS	CO ₂ emission, g/km ¹	Trim level(s)	Urban ¹ mpg/ltr per 100km	Extra-urban ¹ mpg/ltr per 100km	Combined ¹ mpg/ltr per 100km
PETROL ENGINES						
1.0 ltr TSI [†]	85	108	S	47.9/5.9	68.9/4.1	58.9/4.8
1.0 ltr TSI [†]	110	109	SE, SE Navigation	47.9/5.9	68.9/4.1	58.9/4.8
1.0 ltr TSI DSG (7-spd) (5-door) [†]	110	108	SE, SE Navigation	49.6/5.7	67.3/4.2	58.9/4.8
1.4 ltr TSI [†]	125	120	SE, SE Navigation	41.5/6.8	64.2/4.4	53.3/5.3
1.4 ltr TSI DSG (7-spd) (5-door) [†]	125	119	SE, SE Navigation	44.8/6.3	62.8/4.5	54.3/5.2
1.5 ltr TSI EVO [†]	130	110	SE, SE Navigation	45.6/6.2	70.6/4.0	58.9/4.8
1.5 ltr TSI EVO (5-door) [†]	130	113	SE, SE Navigation	44.8/6.3	68.9/4.1	57.6/4.9
1.5 ltr TSI EVO DSG (7-spd) (5-door) [†]	130	110	SE, SE Navigation	46.3/6.1	68.9/4.1	58.9/4.8
1.5 ltr TSI EVO [†]	130	113	GT	44.8/6.3	68.9/4.1	57.6/4.9
1.5 ltr TSI EVO (5-door) [†]	130	116	GT	44.1/6.4	67.3/4.2	56.5/5.0
1.5 ltr TSI EVO DSG (7-spd) (5-door) [†]	130	113	GT	45.6/6.2	67.3/4.2	57.6/4.9
1.5 ltr TSI EVO [†]	150	116	GT, R-Line	45.6/6.2	64.2/4.4	55.4/5.1
1.5 ltr TSI EVO DSG (7-spd) (5-door) [†]	150	114	GT, R-Line	45.6/6.2	65.7/4.3	56.5/5.0
2.0 ltr TSI [†]	230	148	GTI	36.2/7.8	51.4/5.5	44.1/6.4
2.0 ltr TSI DSG [†]	230	145	GTI	34.9/8.1	53.3/5.3	44.8/6.3
2.0 ltr TSI DSG (5-door) [†]	230	148	GTI	34.4/8.2	52.3/5.4	44.1/6.4
2.0 ltr TSI [†]	245	148	GTI Performance	32.8/8.6	53.3/5.3	43.5/6.5
2.0 ltr TSI (5-door) [†]	245	150	GTI Performance	32.5/8.7	52.3/5.4	42.8/6.6
2.0 ltr TSI DSG (7-spd) [†]	245	144	GTI Performance	34.4/8.2	54.3/5.2	44.8/6.3
2.0 ltr TSI 4MOTION [†]	310	180	R	28.0/10.1	42.8/6.6	35.8/7.9
2.0 ltr TSI DSG (7-spd) 4MOTION [†]	310	160	R	32.5/8.7	47.1/6.0	40.4/7.0
2.0 ltr TSI DSG (7-spd) 4MOTION (5-door) [†]	310	163	R	32.1/8.8	46.3/6.1	39.8/7.1

1 Stock vehicle(s) tested according to NEDC technical procedures. Figures shown are for comparability purposes; only compare fuel consumption and CO₂ figures with other vehicles tested to the same technical procedures. These figures may not reflect real life driving results, which will depend upon a number of factors including the accessories fitted (post-registration), variations in weather, driving styles and vehicle load. There is a new test used for fuel consumption and CO₂ figures (known as WLTP). The figures shown however, are based on the outgoing (NEDC) test cycle. Please consult your authorised Volkswagen retailer for further information.

† Please note these models may no longer be available to order, or only available from stock and not available to factory order.

ENVIRONMENTAL INFORMATION – 2018 MODEL YEAR

	Output, PS	CO ₂ emission, g/km ¹	Trim level(s)	Urban ¹ mpg/ltr per 100km	Extra-urban ¹ mpg/ltr per 100km	Combined ¹ mpg/ltr per 100km
DIESEL ENGINES						
1.6 ltr TDI [†]	115	106	S, SE, SE Navigation	61.4/4.6	74.3/3.8	68.9/4.1
1.6 ltr TDI [†]	115	109	GT	60.1/4.7	72.4/3.9	67.3/4.2
1.6 ltr TDI DSG (7-spd) (5-door) [†]	115	102	SE, SE Navigation	68.9/4.1	74.3/3.8	72.4/3.9
1.6 ltr TDI DSG (7-spd) (5-door) [†]	115	105	GT	67.3/4.2	72.4/3.9	70.6/4.0
2.0 ltr TDI [†]	150	109	SE, SE Navigation	56.5/5.0	76.3/3.7	67.3/4.2
2.0 ltr TDI [†]	150	111	GT, R-Line	55.4/5.1	74.3/3.8	65.7/4.3
2.0 ltr TDI DSG (7-spd) (5-door) [†]	150	114	SE, SE Navigation	55.4/5.1	72.4/3.9	64.2/4.4
2.0 ltr TDI DSG (7-spd) (5-door) [†]	150	117	GT, R-Line	54.3/5.2	70.6/4.0	62.8/4.5
2.0 ltr TDI [†]	184	122	GTD	52.3/5.4	67.3/4.2	61.4/4.6
2.0 ltr TDI (5-door) [†]	184	125	GTD	51.4/5.5	65.7/4.3	60.1/4.7
2.0 ltr TDI DSG (7-spd) [†]	184	124	GTD	53.3/5.3	64.2/4.4	60.1/4.7
2.0 ltr TDI [†]	184	116	GTD BlueLine	54.3/5.2	70.6/4.0	64.2/4.4
2.0 ltr TDI (5-door) [†]	184	119	GTD BlueLine	53.3/5.3	68.9/4.1	62.8/4.5
2.0 ltr TDI DSG (7-spd) [†]	184	118	GTD BlueLine	55.4/5.1	67.3/4.2	62.8/4.5

¹ Stock vehicle(s) tested according to NEDC technical procedures. Figures shown are for comparability purposes; only compare fuel consumption and CO₂ figures with other vehicles tested to the same technical procedures. These figures may not reflect real life driving results, which will depend upon a number of factors including the accessories fitted (post-registration), variations in weather, driving styles and vehicle load. There is a new test used for fuel consumption and CO₂ figures (known as WLTP). The figures shown however, are based on the outgoing (NEDC) test cycle. Please consult your authorised Volkswagen retailer for further information.

† Please note these models may no longer be available to order, or only available from stock and not available to factory order.

ENVIRONMENTAL INFORMATION – 2018 MODEL YEAR

PETROL/ELECTRIC HYBRID MOTOR	Combined output, PS	CO ₂ emission, g/km ¹	Trim level	Fuel Consumption B (Petrol) ²	Fuel Consumption A (Electric) ²	Combined* mpg/ltr per 100km	Consumption, kWh/62 miles ¹ (100km), Combined	Electric Range, miles (NEDC) ²	Total Range, miles (NEDC) ²	Efficiency class ³
1.4 ltr TSI DSG PHEV [†]	204	38	GTE	57.6/4.9*	N/A*	166.2/1.7*	11.5	30	526	A+
1.4 ltr TSI DSG PHEV [†]	204	40	GTE Advance	56.5/5.0*	N/A*	156.9/1.8*	12.0	28	514	A+

1 Range is not only dependent on the efficient use of the battery by the vehicle but also on driver behaviour and other non-technical factors (e.g. environmental conditions). Extra equipment and accessories (add-on parts, tyres etc.) can change relevant vehicle parameters, such as weight, rolling resistance and aerodynamics, and with weather and traffic conditions, can affect range and performance values. This information should be used for illustration purposes only. The 'combined/weighted' fuel consumption/CO₂ figures are calculated from two test results: one when the battery is fully charged and another when the battery is discharged. The two results are a weighted average, taking into account mileage range on battery power only, providing a figure in a variety of charge conditions. Battery charged using mains-sourced electricity via plug-in. Extended range achieved by 1.4 litre TSI petrol engine generating electricity. Fuel consumption and CO₂ emissions figures are obtained under standardised test conditions (Directive 93/116/EEC) using a representative model. This allows direct comparison between different models from different manufacturers, but may not represent the actual fuel consumption achieved in 'real world' driving conditions. Emissions are while driving. More information is available at www.dft.gov.uk/vca. Choosing larger alloy wheels than standard may result in increased fuel consumption as well as higher CO₂ emissions and subsequently increased Vehicle Excise Duty (VED) band and BIK rates paid for company car drivers will increase. In some instances, the recommended 'On the road' retail price paid for the vehicle may increase as a result of the increased VED rate. The specifications contained in this price list are for information purposes only and are subject to change.

2 The specified NEDC range can vary because of driving style, speed, use of additional electrical consuming equipment, outside temperature, number of people in car/maximum load, driving style selection (e-mode, hybrid, battery hold, battery charge or 'GTE' mode) and terrain.

3 Efficiency classes assess vehicles according to CO₂ emissions, taking into account the vehicle's unladen weight. Vehicles conforming to that are graded D. Vehicles that are better than today's average are graded A+, A, B or C. Vehicles that are worse than the average are graded E, F or G.

* Fuel consumption and CO₂ figures are obtained under standardised EU test conditions (Directive 93/116/EEC). This allows a direct comparison between different manufacturer models but may not represent the actual fuel consumption and CO₂ emissions achieved in 'real world' driving conditions. More information is available on the Volkswagen website at www.volkswagen.co.uk and at www.dft.gov.uk/vca.

† Please note these models may no longer be available to order, or only available from stock and not available to factory order.

ENVIRONMENTAL INFORMATION – 2018 MODEL YEAR

ALL-ELECTRIC MOTOR	Output, PS	CO ₂ emission, g/km ¹	Trim level	Consumption, kWh/62 miles ¹ (100km), Combined	Range, miles (NEDC) ²	Efficiency class ³
Electric motor	136	0*	e-Golf†	12.7	186	A+

1 The values specified were determined using the prescribed measuring procedure. The specifications are not based on one single vehicle and are not part of the offer, but simply serve as a means of comparison between the various vehicle types. Range is not only dependent on the efficient use of the battery by the vehicle but also on the driver behaviour and other non-technical factors (e.g. environmental conditions). Extra equipment and accessories (add-on parts, tyres etc.) can change relevant vehicle parameters, such as weight, rolling resistance and aerodynamics, and with weather and traffic conditions, can affect range and performance values.

2 The specified NEDC range can vary because of driving style, speed, use of additional electrical consuming equipment, outside temperature, number of people in car/maximum load, driving style selection (normal, ECO, ECO+) and terrain. In summer (+5 to +35°C), it can be between 81–118 miles, and in winter (-10 to +5°C), around 56–81 miles.

3 Efficiency classes assess vehicles according to CO₂ emissions, taking into account the vehicle's unladen weight. Vehicles conforming to that are graded D. Vehicles that are better than today's average are graded A+, A, B or C. Vehicles that are worse than the average are graded E, F or G.

* Zero emissions while driving.

† Please note these models may no longer be available to order, or only available from stock and not available to factory order.

ENVIRONMENTAL INFORMATION – 2019 MODEL YEAR †

3 AND 5-DOOR HATCHBACK RANGE.		WLTP type approved †	Fuel	Doors	Transmission	Output, PS	CO ₂ emission, g/km ¹ , Min.	CO ₂ emission, g/km ¹ , Max.	Combined ¹ fuel consumption mpg, Min.	Combined ¹ fuel consumption mpg, Max.	Combined ¹ fuel consumption ltr/100km, Min.	Combined ¹ fuel consumption ltr/100km, Max.
S ‡	1.0 ltr TSI ‡	Yes	Petrol	3-door	5-spd manual	85	109	- 109	48.7	- 50.4	5.8	- 5.6
	1.0 ltr TSI ‡	Yes	Petrol	5-door	5-spd manual	85	109	- 109	48.7	- 49.6	5.8	- 5.7
	1.6 ltr TDI ‡	Yes	Diesel	3-door	5-spd manual	115	109	- 109	54.3	- 57.6	5.2	- 4.9
	1.6 ltr TDI ‡	Yes	Diesel	5-door	5-spd manual	115	109	- 109	54.3	- 57.6	5.2	- 4.9
SE ‡†	1.0 ltr TSI ‡†	Yes	Petrol	3-door	6-spd manual	115	106	- 114	44.8	- 50.4	6.3	- 5.6
	1.0 ltr TSI ‡†	Yes	Petrol	5-door	6-spd manual	115	106	- 114	44.8	- 49.6	6.3	- 5.7
	1.0 ltr TSI ‡†	Yes	Petrol	5-door	7-spd auto DSG	115	109	- 111	41.5	- 45.6	6.8	- 6.2
	1.5 ltr TSI EVO ‡†	Yes	Petrol	3-door	6-spd manual	130	113	- 116	44.8	- 47.9	6.3	- 5.9
	1.5 ltr TSI EVO ‡†	Yes	Petrol	5-door	6-spd manual	130	113	- 116	44.8	- 47.1	6.3	- 6.0
	1.5 ltr TSI EVO ‡†	Yes	Petrol	5-door	7-spd auto DSG	130	111	- 113	45.6	- 47.1	6.2	- 6.0
	1.5 ltr TSI EVO ‡†	Yes	Petrol	3-door	6-spd manual	150	119	- 123	44.1	- 47.1	6.4	- 6.0
	1.5 ltr TSI EVO ‡†	Yes	Petrol	5-door	6-spd manual	150	119	- 123	44.1	- 47.1	6.4	- 6.0
	1.5 ltr TSI EVO ‡†	Yes	Petrol	5-door	7-spd auto DSG	150	116	- 118	42.8	- 44.8	6.6	- 6.3
	1.6 ltr TDI ‡†	Yes	Diesel	3-door	5-spd manual	115	108	- 111	53.3	- 58.9	5.3	- 4.8
	1.6 ltr TDI ‡†	Yes	Diesel	5-door	5-spd manual	115	108	- 111	53.3	- 57.6	5.3	- 4.9
	1.6 ltr TDI ‡†	Yes	Diesel	5-door	7-spd auto DSG	115	104	- 107	51.4	- 54.3	5.5	- 5.2
	2.0 ltr TDI ‡†	-	Diesel	3-door	6-spd manual	150	TBA	- TBA	TBA	- TBA	TBA	- TBA
	2.0 ltr TDI ‡†	-	Diesel	5-door	6-spd manual	150	TBA	- TBA	TBA	- TBA	TBA	- TBA
	2.0 ltr TDI ‡†	Yes	Diesel	5-door	7-spd auto DSG	150	116	- 116	51.4	- 53.3	5.5	- 5.3

1. Figures shown are for comparability purposes; only compare fuel consumption and CO₂ figures with other vehicles tested to the same technical procedures. These figures may not reflect real life driving results, which will depend upon a number of factors including the accessories fitted (post-registration), variations in weather, driving styles and vehicle load. There is a new test used for fuel consumption and CO₂ figures (known as WLTP). The CO₂ figures shown however, are based on a calculation designed to be equivalent to the outgoing (NEDC) test cycle and will be used to calculate vehicle tax on first registration. For more information, please see volkswagen.co.uk/owners/wltp or consult your authorised Volkswagen retailer. For fuel consumption data based on the outgoing test cycle (NEDC equivalent data), which is the 'official' UK fuel consumption data until 31.12.18, please consult your authorised Volkswagen retailer. Data correct at 11.12.18. Figures quoted are for a range of configurations (including non-UK) and are subject to change due to ongoing approvals/changes.

‡ These vehicles are WLTP (Worldwide Harmonised Light-Duty Vehicles Test Procedure) type approved vehicles. More information is available at www.volkswagen.co.uk/owners/wltp.

† Please note these models may no longer be available to order, or only available from stock and not available to factory order.

ENVIRONMENTAL INFORMATION – 2019 MODEL YEAR ‡

3 AND 5-DOOR HATCHBACK RANGE.		WLTP type approved †	Fuel	Doors	Transmission	Output, PS	CO ₂ emission, g/km ¹ , Min.	CO ₂ emission, g/km ¹ , Max.	Combined ¹ fuel consumption mpg, Min.	Combined ¹ fuel consumption mpg, Max.	Combined ¹ fuel consumption ltr/100km, Min.	Combined ¹ fuel consumption ltr/100km, Max.
SE NAVIGATION ^{††}	1.0 ltr TSI ^{††}	Yes	Petrol	3-door	6-spd manual	115	106	- 114	44.8	- 50.4	6.3	- 5.6
	1.0 ltr TSI ^{††}	Yes	Petrol	5-door	6-spd manual	115	106	- 114	44.8	- 49.6	6.3	- 5.7
	1.0 ltr TSI ^{††}	Yes	Petrol	5-door	7-spd auto DSG	115	109	- 111	41.5	- 45.6	6.8	- 6.2
	1.5 ltr TSI EVO ^{††}	Yes	Petrol	3-door	6-spd manual	130	113	- 116	44.8	- 47.9	6.3	- 5.9
	1.5 ltr TSI EVO ^{††}	Yes	Petrol	5-door	6-spd manual	130	113	- 116	44.8	- 47.1	6.3	- 6.0
	1.5 ltr TSI EVO ^{††}	Yes	Petrol	5-door	7-spd auto DSG	130	111	- 113	45.6	- 47.1	6.2	- 6.0
	1.5 ltr TSI EVO ^{††}	Yes	Petrol	3-door	6-spd manual	150	119	- 123	44.1	- 47.1	6.4	- 6.0
	1.5 ltr TSI EVO ^{††}	Yes	Petrol	5-door	6-spd manual	150	119	- 123	44.1	- 47.1	6.4	- 6.0
	1.5 ltr TSI EVO ^{††}	Yes	Petrol	5-door	7-spd auto DSG	150	116	- 118	42.8	- 44.8	6.6	- 6.3
	1.6 ltr TDI ^{††}	Yes	Diesel	3-door	5-spd manual	115	108	- 111	53.3	- 58.9	5.3	- 4.8
	1.6 ltr TDI ^{††}	Yes	Diesel	5-door	5-spd manual	115	108	- 111	53.3	- 57.6	5.3	- 4.9
	1.6 ltr TDI ^{††}	Yes	Diesel	5-door	7-spd auto DSG	115	104	- 107	51.4	- 54.3	5.5	- 5.2
	2.0 ltr TDI ^{††}	-	Diesel	3-door	6-spd manual	150	TBA	- TBA	TBA	- TBA	TBA	- TBA
	2.0 ltr TDI ^{††}	-	Diesel	5-door	6-spd manual	150	TBA	- TBA	TBA	- TBA	TBA	- TBA
	2.0 ltr TDI ^{††}	Yes	Diesel	5-door	7-spd auto DSG	150	116	- 116	51.4	- 53.3	5.5	- 5.3

1 Figures shown are for comparability purposes; only compare fuel consumption and CO₂ figures with other vehicles tested to the same technical procedures. These figures may not reflect real life driving results, which will depend upon a number of factors including the accessories fitted (post-registration), variations in weather, driving styles and vehicle load. There is a new test used for fuel consumption and CO₂ figures (known as WLTP). The CO₂ figures shown however, are based on a calculation designed to be equivalent to the outgoing (NEDC) test cycle and will be used to calculate vehicle tax on first registration. For more information, please see volkswagen.co.uk/owners/wltp or consult your authorised Volkswagen retailer. For fuel consumption data based on the outgoing test cycle (NEDC equivalent data), which is the 'official' UK fuel consumption data until 31.12.18, please consult your authorised Volkswagen retailer. Data correct at 11.12.18. Figures quoted are for a range of configurations (including non-UK) and are subject to change due to ongoing approvals/changes.

‡ These vehicles are WLTP (Worldwide Harmonised Light-Duty Vehicles Test Procedure) type approved vehicles. More information is available at www.volkswagen.co.uk/owners/wltp.

† Please note these models may no longer be available to order, or only available from stock and not available to factory order.

ENVIRONMENTAL INFORMATION – 2019 MODEL YEAR ‡

3 AND 5-DOOR HATCHBACK RANGE.		WLTP type approved †	Fuel	Doors	Transmission	Output, PS	CO ₂ emission, g/km ¹ , Min.	CO ₂ emission, g/km ¹ , Max.	Combined ¹ fuel consumption mpg, Min.	Combined ¹ fuel consumption mpg, Max.	Combined ¹ fuel consumption ltr/100km, Min.	Combined ¹ fuel consumption ltr/100km, Max.
MATCH †	1.0 ltr TSI †	Yes	Petrol	3-door	6-spd manual	115	109	- 113	44.8	- 50.4	6.3	- 5.6
	1.0 ltr TSI †	Yes	Petrol	5-door	6-spd manual	115	109	- 113	44.8	- 49.6	6.3	- 5.7
	1.0 ltr TSI ††	Yes	Petrol	5-door	7-spd auto DSG	115	109	- 111	41.5	- 45.6	6.8	- 6.2
	1.5 ltr TSI EVO †	Yes	Petrol	3-door	6-spd manual	130	113	- 116	44.8	- 47.9	6.3	- 5.9
	1.5 ltr TSI EVO †	Yes	Petrol	5-door	6-spd manual	130	113	- 116	44.8	- 47.1	6.3	- 6.0
	1.5 ltr TSI EVO ††	Yes	Petrol	5-door	7-spd auto DSG	130	111	- 113	45.6	- 47.1	6.2	- 6.0
	1.5 ltr TSI EVO †	Yes	Petrol	3-door	6-spd manual	150	119	- 123	44.1	- 47.1	6.4	- 6.0
	1.5 ltr TSI EVO †	Yes	Petrol	5-door	6-spd manual	150	119	- 123	44.1	- 47.1	6.4	- 6.0
	1.5 ltr TSI EVO †	Yes	Petrol	5-door	7-spd auto DSG	150	116	- 118	42.8	- 44.8	6.6	- 6.3
	1.6 ltr TDI †	Yes	Diesel	3-door	5-spd manual	115	108	- 111	53.3	- 58.9	5.3	- 4.8
	1.6 ltr TDI †	Yes	Diesel	5-door	5-spd manual	115	108	- 111	53.3	- 57.6	5.3	- 4.9
	1.6 ltr TDI †	Yes	Diesel	5-door	7-spd auto DSG	115	104	- 107	51.4	- 54.3	5.5	- 5.2
	2.0 ltr TDI †	-	Diesel	3-door	6-spd manual	150	TBA	- TBA	TBA	- TBA	TBA	- TBA
	2.0 ltr TDI †	-	Diesel	5-door	6-spd manual	150	TBA	- TBA	TBA	- TBA	TBA	- TBA
	2.0 ltr TDI †	Yes	Diesel	5-door	7-spd auto DSG	150	116	- 118	51.4	- 53.3	5.5	- 5.3

1 Figures shown are for comparability purposes; only compare fuel consumption and CO₂ figures with other vehicles tested to the same technical procedures. These figures may not reflect real life driving results, which will depend upon a number of factors including the accessories fitted (post-registration), variations in weather, driving styles and vehicle load. There is a new test used for fuel consumption and CO₂ figures (known as WLTP). The CO₂ figures shown however, are based on a calculation designed to be equivalent to the outgoing (NEDC) test cycle and will be used to calculate vehicle tax on first registration. For more information, please see volkswagen.co.uk/owners/wltp or consult your authorised Volkswagen retailer. For fuel consumption data based on the outgoing test cycle (NEDC equivalent data), which is the "official" UK fuel consumption data until 31.12.18, please consult your authorised Volkswagen retailer. Data correct at 11.12.18. Figures quoted are for a range of configurations (including non-UK) and are subject to change due to ongoing approvals/changes.

‡ These vehicles are WLTP (Worldwide Harmonised Light-Duty Vehicles Test Procedure) type approved vehicles. More information is available at www.volkswagen.co.uk/owners/wltp.

† Please note these models may no longer be available to order, or only available from stock and not available to factory order.

ENVIRONMENTAL INFORMATION – 2019 MODEL YEAR ‡

3 AND 5-DOOR HATCHBACK RANGE.		WLTP type approved †	Fuel	Doors	Transmission	Output, PS	CO ₂ emission, g/km ¹ , Min.	CO ₂ emission, g/km ¹ , Max.	Combined ¹ fuel consumption mpg, Min.	Combined ¹ fuel consumption mpg, Max.	Combined ¹ fuel consumption ltr/100km, Min.	Combined ¹ fuel consumption ltr/100km, Max.
GT †	1.5 ltr TSI EVO †	Yes	Petrol	3-door	6-spd manual	130	116	116	44.1	46.3	6.4	6.1
	1.5 ltr TSI EVO †	Yes	Petrol	5-door	6-spd manual	130	116	116	44.1	45.6	6.4	6.2
	1.5 ltr TSI EVO ††	Yes	Petrol	5-door	7-spd auto DSG	130	113	113	44.8	46.3	6.3	6.1
	1.5 ltr TSI EVO †	Yes	Petrol	3-door	6-spd manual	150	120	123	43.5	45.6	6.5	6.2
	1.5 ltr TSI EVO †	Yes	Petrol	5-door	6-spd manual	150	120	123	43.5	45.6	6.5	6.2
	1.5 ltr TSI EVO †	Yes	Petrol	5-door	7-spd auto DSG	150	118	119	42.2	43.5	6.7	6.5
	1.6 ltr TDI †	Yes	Diesel	3-door	5-spd manual	115	111	111	53.3	55.4	5.3	5.1
	1.6 ltr TDI †	Yes	Diesel	5-door	5-spd manual	115	111	111	53.3	55.4	5.3	5.1
	1.6 ltr TDI †	Yes	Diesel	5-door	7-spd auto DSG	115	107	107	50.4	52.3	5.6	5.4
	2.0 ltr TDI †	-	Diesel	3-door	6-spd manual	150	TBA	TBA	TBA	TBA	TBA	TBA
	2.0 ltr TDI †	-	Diesel	5-door	6-spd manual	150	TBA	TBA	TBA	TBA	TBA	TBA
	2.0 ltr TDI †	Yes	Diesel	5-door	7-spd auto DSG	150	118	118	50.4	52.3	5.6	5.4
R-LINE †	1.5 ltr TSI EVO †	Yes	Petrol	3-door	6-spd manual	150	120	123	43.5	45.6	6.5	6.2
	1.5 ltr TSI EVO †	Yes	Petrol	5-door	6-spd manual	150	120	120	43.5	45.6	6.5	6.2
	1.5 ltr TSI EVO †	Yes	Petrol	5-door	7-spd auto DSG	150	119	119	42.2	43.5	6.7	6.5
	2.0 ltr TDI †	-	Diesel	3-door	6-spd manual	150	TBA	TBA	TBA	TBA	TBA	TBA
	2.0 ltr TDI †	-	Diesel	5-door	6-spd manual	150	TBA	TBA	TBA	TBA	TBA	TBA
	2.0 ltr TDI †	Yes	Diesel	5-door	7-spd auto DSG	150	118	118	50.4	52.3	5.6	5.4

¹ Figures shown are for comparability purposes; only compare fuel consumption and CO₂ figures with other vehicles tested to the same technical procedures. These figures may not reflect real life driving results, which will depend upon a number of factors including the accessories fitted (post-registration), variations in weather, driving styles and vehicle load. There is a new test used for fuel consumption and CO₂ figures (known as WLTP). The CO₂ figures shown however, are based on a calculation designed to be equivalent to the outgoing (NEDC) test cycle and will be used to calculate vehicle tax on first registration. For more information, please see volkswagen.co.uk/owners/wltp or consult your authorised Volkswagen retailer. For fuel consumption data based on the outgoing test cycle (NEDC equivalent data), which is the 'official' UK fuel consumption data until 31.12.18, please consult your authorised Volkswagen retailer. Data correct at 11.12.18. Figures quoted are for a range of configurations (including non-UK) and are subject to change due to ongoing approvals/changes.

‡ These vehicles are WLTP (Worldwide Harmonised Light-Duty Vehicles Test Procedure) type approved vehicles. More information is available at www.volkswagen.co.uk/owners/wltp.

† Please note these models may no longer be available to order, or only available from stock and not available to factory order.

ENVIRONMENTAL INFORMATION – 2019 MODEL YEAR ‡

3 AND 5-DOOR HATCHBACK RANGE.		WLTP type approved †	Fuel	Doors	Transmission	Output, PS	CO ₂ emission, g/km †, Min.	CO ₂ emission, g/km †, Max.	Combined † fuel consumption mpg, Min.	Combined † fuel consumption mpg, Max.	Combined † fuel consumption ltr/100km, Min.	Combined † fuel consumption ltr/100km, Max.
GTD ‡	2.0 ltr TDI †	Yes	Diesel	3-door	7-spd auto DSG	184	115	118	48.7	49.6	5.8	5.7
	2.0 ltr TDI †	Yes	Diesel	5-door	7-spd auto DSG	184	115	118	48.7	49.6	5.8	5.7
GTD BLUELINE †	2.0 ltr TDI †	Yes	Diesel	3-door	7-spd auto DSG	184	113	113	48.7	52.3	5.8	5.4
	2.0 ltr TDI †	Yes	Diesel	5-door	7-spd auto DSG	184	113	113	48.7	52.3	5.8	5.4

† Figures shown are for comparability purposes; only compare fuel consumption and CO₂ figures with other vehicles tested to the same technical procedures. These figures may not reflect real life driving results, which will depend upon a number of factors including the accessories fitted (post-registration), variations in weather, driving styles and vehicle load. There is a new test used for fuel consumption and CO₂ figures (known as WLTP). The CO₂ figures shown however, are based on a calculation designed to be equivalent to the outgoing (NEDC) test cycle and will be used to calculate vehicle tax on first registration. For more information, please see volkswagen.co.uk/owners/wltp or consult your authorised Volkswagen retailer. For fuel consumption data based on the outgoing test cycle (NEDC equivalent data), which is the 'official' UK fuel consumption data until 31.12.18, please consult your authorised Volkswagen retailer. Data correct at 11.12.18. Figures quoted are for a range of configurations (including non-UK) and are subject to change due to ongoing approvals/changes.

‡ These vehicles are WLTP (Worldwide Harmonised Light-Duty Vehicles Test Procedure) type approved vehicles. More information is available at www.volkswagen.co.uk/owners/wltp.

ENVIRONMENTAL INFORMATION – 2019 MODEL YEAR †

3 AND 5-DOOR HATCHBACK RANGE.		WLTP type approved †	Fuel	Doors	Transmission	Output, PS	CO ₂ emission, g/km ¹ , Min.	CO ₂ emission, g/km ¹ , Max.	Combined ¹ fuel consumption mpg, Min.	Combined ¹ fuel consumption mpg, Max.	Combined ¹ fuel consumption ltr/100km, Min.	Combined ¹ fuel consumption ltr/100km, Max.
GTI PERFORMANCE ‡	2.0 ltr TSI †	Yes	Petrol	3-door	6-spd manual	245	153	155	36.7	37.7	7.7	7.5
	2.0 ltr TSI †	Yes	Petrol	5-door	6-spd manual	245	153	155	36.7	37.2	7.7	7.6
	2.0 ltr TSI †	Yes	Petrol	3-door	7-spd auto DSG	245	140	143	37.2	37.7	7.6	7.5
	2.0 ltr TSI †	Yes	Petrol	5-door	7-spd auto DSG	245	140	143	37.2	37.7	7.6	7.5
GTI TCR †	2.0 ltr TSI †	Yes	Petrol	3-door	7-spd auto DSG	290	151	153	35.8	36.2	7.9	7.8
	2.0 ltr TSI †	Yes	Petrol	5-door	7-spd auto DSG	290	151	153	35.8	36.2	7.9	7.8
R †	2.0 ltr TSI 4MOTION †	Yes	Petrol	3-door	7-spd auto DSG	300	158	160	32.5	32.8	8.7	8.6
	2.0 ltr TSI 4MOTION †	Yes	Petrol	5-door	7-spd auto DSG	300	162	164	32.5	32.8	8.7	8.6

1 Figures shown are for comparability purposes; only compare fuel consumption and CO₂ figures with other vehicles tested to the same technical procedures. These figures may not reflect real life driving results, which will depend upon a number of factors including the accessories fitted (post-registration), variations in weather, driving styles and vehicle load. There is a new test used for fuel consumption and CO₂ figures (known as WLTP). The CO₂ figures shown however, are based on a calculation designed to be equivalent to the outgoing (NEDC) test cycle and will be used to calculate vehicle tax on first registration. For more information, please see volkswagen.co.uk/owners/wltp or consult your authorised Volkswagen retailer. For fuel consumption data based on the outgoing test cycle (NEDC equivalent data), which is the 'official' UK fuel consumption data until 31.12.18, please consult your authorised Volkswagen retailer. Data correct at 11.12.18. Figures quoted are for a range of configurations (including non-UK) and are subject to change due to ongoing approvals/changes.

† These vehicles are WLTP (Worldwide Harmonised Light-Duty Vehicles Test Procedure) type approved vehicles. More information is available at www.volkswagen.co.uk/owners/wltp.

ENVIRONMENTAL INFORMATION – 2019 MODEL YEAR ‡

ALL-ELECTRIC MOTOR	WLTP type approved ¹	Output, PS	CO ₂ emission, g/km ²	Trim level	Consumption, kWh/62 miles ¹ (100km), Combined	Range, miles (WLTP) ¹	Efficiency class ²
Electric motor ¹	Yes	136	0*	e-Golf	TBA	TBA	A+

1 These figures were obtained after the battery had been fully charged. The e-Golf is a battery electric vehicle requiring mains electricity for charging. There is a new test for fuel consumption, CO₂ and electric range figures (known as WLTP). The electric range shown was achieved using the new test procedure. Figures shown are for comparability purposes. Only compare fuel consumption, CO₂ and electric range figures with other vehicles tested to the same technical procedures. These figures may not reflect real life driving results, which will depend upon a number of factors including the starting charge of the battery, accessories fitted (post-registration), variations in weather, driving styles and vehicle load.

2 Efficiency classes assess vehicles according to CO₂ emissions, taking into account the vehicle's unladen weight. Vehicles conforming to that are graded D. Vehicles that are better than today's average are graded A+, A, B or C. Vehicles that are worse than the average are graded E, F or G.

‡ This vehicle is a WLTP (Worldwide Harmonised Light-Duty Vehicles Test Procedure) type approved vehicle. More information is available at www.volkswagen.co.uk/owners/wltp.

* Zero emissions while driving.



Interior shown is e-Golf with optional Discover Navigation Pro touch-screen navigation/DVD infotainment system, Active Info Display, 'Vienna' leather upholstery, carpet mats and Pure White non-metallic paint.

EFFECTIVE FROM 28 FEBRUARY 2019.

THE GOLF - 59

CO₂ EMISSIONS, BIK% AND VED BANDS WITH OPTIONAL WHEELS – 2018 MODEL YEAR

EFFECT OF WHEEL SIZE ON CO₂ EMISSIONS, BIK% AND VED BANDS

Choosing larger alloy wheels than standard as an option, may result in increased fuel consumption as well as higher CO₂ emissions and subsequently increased Vehicle Excise Duty (VED) band and BIK rates paid by company car drivers may increase. This is due to the fact that larger wheels have both more aerodynamic drag and more mechanical drag, resulting in increased rolling resistance and increased wind resistance. As a result, the VED band that the vehicle falls into may increase from its original VED band when fitted with standard size wheels. In some instances, the recommended 'On the road' retail price paid for the vehicle may increase as a result of the increased VED rate. The chart below shows CO₂ emissions and the related VED bands for vehicles with both standard-fit wheels and larger optional alloy wheels, as well as the increased cost payable due to a change in VED band.

3 AND 5-DOOR HATCHBACK RANGE.			Output, PS	Standard wheel size	CO ₂ emission, g/km ¹ , standard wheels	First year VED £, standard wheels	BIK % with standard wheel size ²	Optional alloy wheel and size	CO ₂ emission, g/km ¹ , optional alloy wheels	First year VED £, optional wheels	BIK % with optional wheel size ²
S [†]	1.0 ltr TSI [†]	5-spd manual	85	15"	108	145.00	22	15" Lyon	108	145.00	22
	1.6 ltr TDI [†]	5-spd manual	115	15"	106	165.00	26	15" Lyon	106	165.00	26
SE [†]	1.0 ltr TSI [†]	6-spd manual	110	16"	109	145.00	22	17" Karlskoga, 17" Madrid	112	165.00	23
	1.0 ltr TSI (5-door) [†]	7-spd auto DSG	110	16"	108	145.00	22	17" Karlskoga, 17" Madrid	110	145.00	23
	1.4 ltr TSI [†]	6-spd manual	125	16"	120	165.00	25	17" Karlskoga, 17" Madrid	122	165.00	25
	1.4 ltr TSI (5-door) [†]	7-spd auto DSG	125	16"	119	165.00	24	17" Karlskoga, 17" Madrid	121	165.00	25
	1.5 ltr TSI EVO [†]	6-spd manual	130	16"	110	145.00	23	17" Karlskoga, 17" Madrid	113	165.00	23
	1.5 ltr TSI EVO (5-door) [†]	6-spd manual	130	16"	113	165.00	23	17" Karlskoga, 17" Madrid	116	165.00	24
	1.5 ltr TSI EVO (5-door) [†]	7-spd auto DSG	130	16"	110	145.00	23	17" Karlskoga, 17" Madrid	113	165.00	23
	1.6 ltr TDI [†]	5-spd manual	115	16"	106	165.00	26	17" Karlskoga, 17" Madrid	109	165.00	26
	1.6 ltr TDI (5-door) [†]	7-spd auto DSG	115	16"	102	165.00	25	17" Karlskoga, 17" Madrid	105	165.00	26
	2.0 ltr TDI [†]	6-spd manual	150	16"	109	165.00	26	17" Karlskoga, 17" Madrid	111	205.00	27
2.0 ltr TDI (5-door) [†]	7-spd auto DSG	150	16"	114	205.00	27	17" Karlskoga, 17" Madrid	117	205.00	28	

1 Stock vehicle(s) tested according to NEDC technical procedures. Figures shown are for comparability purposes; only compare fuel consumption and CO₂ figures with other vehicles tested to the same technical procedures. These figures may not reflect real life driving results, which will depend upon a number of factors including the accessories fitted (post-registration), variations in weather, driving styles and vehicle load. There is a new test used for fuel consumption and CO₂ figures (known as WLTP). The figures shown however, are based on the outgoing (NEDC) test cycle. Please consult your authorised Volkswagen retailer for further information.

2 The BIK % figure quoted includes the 4% diesel supplement, where applicable. Please note: the increase in VED and BIK rate that is payable is in addition to the cost of the optional alloy wheels. Please consult your Volkswagen retailer for full details.

† Please note these models may no longer be available to order, or may only be available from stock and not available to factory order.

3 AND 5-DOOR HATCHBACK RANGE.			Output, PS	Standard wheel size	CO ₂ emission, g/km ¹ , standard wheels	First year VED £, standard wheels	BIK % with standard wheel size ²	Optional alloy wheel and size	CO ₂ emission, g/km ¹ , optional alloy wheels	First year VED £, optional wheels	BIK % with optional wheel size ²
SE NAVIGATION [†]	1.0 ltr TSI [†]	6-spd manual	110	16"	109	145.00	22	17" Karlskoga, 17" Madrid	112	165.00	23
	1.0 ltr TSI (5-door) [†]	7-spd auto DSG	110	16"	108	145.00	22	17" Karlskoga, 17" Madrid	110	145.00	23
	1.4 ltr TSI [†]	6-spd manual	125	16"	120	165.00	25	17" Karlskoga, 17" Madrid	122	165.00	25
	1.4 ltr TSI (5-door) [†]	7-spd auto DSG	125	16"	119	165.00	24	17" Karlskoga, 17" Madrid	121	165.00	25
	1.5 ltr TSI EVO [†]	6-spd manual	130	16"	110	145.00	23	17" Karlskoga, 17" Madrid	113	165.00	23
	1.5 ltr TSI EVO (5-door) [†]	6-spd manual	130	16"	113	165.00	23	17" Karlskoga, 17" Madrid	116	165.00	24
	1.5 ltr TSI EVO (5-door) [†]	7-spd auto DSG	130	16"	110	145.00	23	17" Karlskoga, 17" Madrid	113	165.00	23
	1.6 ltr TDI [†]	5-spd manual	115	16"	106	165.00	26	17" Karlskoga, 17" Madrid	109	165.00	26
	1.6 ltr TDI (5-door) [†]	7-spd auto DSG	115	16"	102	165.00	25	17" Karlskoga, 17" Madrid	105	165.00	26
	2.0 ltr TDI [†]	6-spd manual	150	16"	109	165.00	26	17" Karlskoga, 17" Madrid	111	205.00	27
2.0 ltr TDI (5-door) [†]	7-spd auto DSG	150	16"	114	205.00	27	17" Karlskoga, 17" Madrid	117	205.00	28	
GT [†]	1.5 ltr TSI EVO [†]	6-spd manual	130	17"	113	165.00	23	17" Karlskoga, 17" Madrid, 18" Jurva	113	165.00	23
	1.5 ltr TSI EVO (5-door) [†]	6-spd manual	130	17"	116	165.00	24	17" Karlskoga, 17" Madrid, 18" Jurva	116	165.00	24
	1.5 ltr TSI EVO (5-door) [†]	7-spd auto DSG	130	17"	113	165.00	23	17" Karlskoga, 17" Madrid, 18" Jurva	113	165.00	23
	1.5 ltr TSI EVO [†]	6-spd manual	150	17"	116	165.00	24	17" Karlskoga, 17" Madrid, 18" Jurva	116	165.00	24
	1.5 ltr TSI EVO (5-door) [†]	7-spd auto DSG	150	17"	114	165.00	23	17" Karlskoga, 17" Madrid, 18" Jurva	114	165.00	23
	1.6 ltr TDI [†]	5-spd manual	115	17"	109	165.00	26	17" Karlskoga, 17" Madrid, 18" Jurva	109	165.00	26
	1.6 ltr TDI (5-door) [†]	7-spd auto DSG	115	17"	105	165.00	26	17" Karlskoga, 17" Madrid, 18" Jurva	105	165.00	26
	2.0 ltr TDI [†]	6-spd manual	150	17"	111	205.00	27	17" Karlskoga, 17" Madrid, 18" Jurva	111	205.00	27
2.0 ltr TDI (5-door) [†]	7-spd auto DSG	150	17"	117	205.00	28	17" Karlskoga, 17" Madrid, 18" Jurva	117	205.00	28	
R-LINE [†]	1.5 ltr TSI EVO [†]	6-spd manual	150	17"	116	165.00	24	18" Marseille, 18" Sebring, 18" Jurva	116	165.00	24
	1.5 ltr TSI EVO (5-door) [†]	7-spd auto DSG	150	17"	114	165.00	23	18" Marseille, 18" Sebring, 18" Jurva	114	165.00	23
	2.0 ltr TDI [†]	6-spd manual	150	17"	111	205.00	27	18" Marseille, 18" Sebring, 18" Jurva	111	205.00	27
	2.0 ltr TDI (5-door) [†]	7-spd auto DSG	150	17"	117	205.00	28	18" Marseille, 18" Sebring, 18" Jurva	117	205.00	28

1 Stock vehicle(s) tested according to NEDC technical procedures. Figures shown are for comparability purposes; only compare fuel consumption and CO₂ figures with other vehicles tested to the same technical procedures. These figures may not reflect real life driving results, which will depend upon a number of factors including the accessories fitted (post-registration), variations in weather, driving styles and vehicle load. There is a new test used for fuel consumption and CO₂ figures (known as WLTP). The figures shown however, are based on the outgoing (NEDC) test cycle. Please consult your authorised Volkswagen retailer for further information.

2 The BIK % figure quoted includes the 4% diesel supplement, where applicable. Please note: the increase in VED and BIK rate that is payable is in addition to the cost of the optional alloy wheels. Please consult your Volkswagen retailer for full details.

† Please note these models may no longer be available to order, or may only be available from stock and not available to factory order.

CO₂ EMISSIONS, BIK% AND VED BANDS WITH OPTIONAL WHEELS – 2018 MODEL YEAR

3 AND 5-DOOR HATCHBACK RANGE.			Output, PS	Standard wheel size	CO ₂ emission, g/km ¹ , standard wheels	Firstyear-VED £, standard wheels	BIK % with standard wheel size ²	Optional alloy wheel land size	CO ₂ emission, g/km ¹ , optional alloy wheels	Firstyear-VED £, optional wheels	BIK % with optional wheel size ²
GTD [†]	2.0 ltr TDI (3-door) [†]	6-spd manual	184	18"	122	205.00	29	19" Brescia, 19" Santiago	122	205.00	29
	2.0 ltr TDI (5-door) [†]	6-spd manual	184	18"	125	205.00	30	19" Brescia, 19" Santiago	125	205.00	30
	2.0 ltr TDI [†]	7-spd auto DSG	184	18"	124	205.00	29	19" Brescia, 19" Santiago	124	205.00	29
GTD BLUELINE [†]	2.0 ltr TDI (3-door) [†]	6-spd manual	184	17"	116	205.00	28	N/A	N/A	N/A	N/A
	2.0 ltr TDI (5-door) [†]	6-spd manual	184	17"	119	205.00	28	N/A	N/A	N/A	N/A
	2.0 ltr TDI [†]	7-spd auto DSG	184	17"	118	205.00	28	N/A	N/A	N/A	N/A
GTI [†]	2.0 ltr TSI [†]	6-spd manual	230	18"	148	205.00	30	18" Seville Dark Graphite, 19" Brescia, 19" Santiago	148	205.00	30
	2.0 ltr TSI (3-door) [†]	6-spd auto DSG	230	18"	145	205.00	30	18" Seville Dark Graphite, 19" Brescia, 19" Santiago	145	205.00	30
	2.0 ltr TSI (5-door) [†]	6-spd auto DSG	230	18"	148	205.00	30	18" Seville Dark Graphite, 19" Brescia, 19" Santiago	148	205.00	30
GTI PERFORMANCE [†]	2.0 ltr TSI [†]	6-spd manual	245	18"	148	205.00	30	18" Seville Dark Graphite, 19" Brescia, 19" Santiago	148	205.00	30
	2.0 ltr TSI (5-door) [†]	6-spd manual	245	18"	150	205.00	31	18" Seville Dark Graphite, 19" Brescia, 19" Santiago	150	205.00	31
	2.0 ltr TSI [†]	7-spd auto DSG	245	18"	144	205.00	29	18" Seville Dark Graphite, 19" Brescia, 19" Santiago	148	205.00	30
R [†]	2.0 ltr TSI 4MOTION [†]	6-spd manual	310	18"	180	830.00	37	19" Pretoria, 19" Pretoria Black, 19" Spielberg,	177	830.00	36
	2.0 ltr TSI 4MOTION (3-door) [†]	7-spd auto DSG	310	18"	160	515.00	33	19" Pretoria, 19" Pretoria Black, 19" Spielberg, R Performance pack	157	515.00	32
	2.0 ltr TSI 4MOTION (5-door) [†]	7-spd auto DSG	310	18"	163	515.00	33	19" Pretoria, 19" Pretoria Black, 19" Spielberg, R Performance pack	160	515.00	33

1 Stock vehicle(s) tested according to NEDC technical procedures. Figures shown are for comparability purposes; only compare fuel consumption and CO₂ figures with other vehicles tested to the same technical procedures. These figures may not reflect real life driving results, which will depend upon a number of factors including the accessories fitted (post-registration), variations in weather, driving styles and vehicle load. There is a new test used for fuel consumption and CO₂ figures (known as WLTP). The figures shown however, are based on the outgoing (NEDC) test cycle. Please consult your authorised Volkswagen retailer for further information.

2 The BIK % figure quoted includes the 4% diesel supplement, where applicable. Please note: the increase in VED and BIK rate that is payable is in addition to the cost of the optional alloy wheels. Please consult your Volkswagen retailer for full details.

† Please note these models may no longer be available to order, or may only be available from stock and not available to factory order.



Model shown is Golf R-Line with optional 18" 'Sebring' alloy wheels, panoramic sunroof, LED headlights and Oryx White premium signature paint.

EFFECTIVE FROM 28 FEBRUARY 2019.

THE GOLF - 63

CO₂ EMISSIONS, BIK% AND VED BANDS WITH OPTIONAL WHEELS – 2019 MODEL YEAR †

EFFECT OF WHEEL SIZE ON CO₂ EMISSIONS, BIK% AND VED BANDS

Choosing larger alloy wheels than standard as an option, may result in increased fuel consumption as well as higher CO₂ emissions and subsequently increased Vehicle Excise Duty (VED) band and BIK rates paid by company car drivers may increase. This is due to the fact that larger wheels have both more aerodynamic drag and more mechanical drag, resulting in increased rolling resistance and increased wind resistance. As a result, the VED band that the vehicle falls into may increase from its original VED band when fitted with standard size wheels. In some instances, the recommended 'On the road' retail price paid for the vehicle may increase as a result of the increased VED rate. The chart below shows CO₂ emissions and the related VED bands for vehicles with both standard-fit wheels and larger optional alloy wheels, as well as the increased cost payable due to a change in VED band.

3 AND 5-DOOR HATCHBACK RANGE.			WLTP type approved ¹	Output, PS	Standard wheel size	CO ₂ emission, g/km ¹ , standard wheels	First year VED £, standard wheels	BIK % with standard wheel size ²	Optional alloy wheel and size	CO ₂ emission, g/km ¹ , optional alloy wheels	First year VED £, optional wheels	BIK % with optional wheel size ²	
S [†]	1.0 ltr TSI [†]	5-spd manual	Yes	85	15"	109	145.00	22	15" Lyon	109	145.00	22	
	1.6 ltr TDI [†]	5-spd manual	Yes	115	15"	109	165.00	26	15" Lyon	109	165.00	26	
SE ^{††}	1.0 ltr TSI ^{††}	6-spd manual	Yes	115	16"	106	145.00	22	17" Karlskoga, 17" Madrid	114	165.00	23	
	1.0 ltr TSI (5-door) ^{††}	7-spd auto DSG	Yes	115	16"	109	145.00	22	17" Karlskoga, 17" Madrid	111	165.00	23	
	1.5 ltr TSI EVO ^{††}	6-spd manual	Yes	130	16"	113	165.00	23	17" Karlskoga, 17" Madrid	116	165.00	24	
	1.5 ltr TSI EVO (5-door) ^{††}	7-spd auto DSG	Yes	130	16"	111	165.00	23	17" Karlskoga, 17" Madrid	113	165.00	23	
	1.5 ltr TSI EVO ^{††}	6-spd manual	Yes	150	16"	119	165.00	24	17" Karlskoga, 17" Madrid	123	165.00	25	
	1.5 ltr TSI EVO (5-door) ^{††}	6-spd manual	Yes	150	16"	119	165.00	24	17" Karlskoga	120	165.00	25	
					150	16"	119	165.00	24	17" Madrid	123	165.00	25
	1.5 ltr TSI EVO (5-door) ^{††}	7-spd auto DSG	Yes	150	16"	116	165.00	24	17" Karlskoga, 17" Madrid	118	165.00	24	
	1.6 ltr TDI ^{††}	5-spd manual	Yes	115	16"	108	165.00	26	17" Karlskoga, 17" Madrid	111	205.00	27	
	1.6 ltr TDI (5-door) ^{††}	7-spd auto DSG	Yes	115	16"	104	165.00	25	17" Karlskoga, 17" Madrid	107	165.00	26	

1 Figures shown are for comparability purposes; only compare fuel consumption and CO₂ figures with other vehicles tested to the same technical procedures. These figures may not reflect real life driving results, which will depend upon a number of factors including the accessories fitted (post-registration), variations in weather, driving styles and vehicle load. There is a new test used for fuel consumption and CO₂ figures (known as WLTP). The CO₂ figures shown however, are based on a calculation designed to be equivalent to the outgoing (NEDC) test cycle and will be used to calculate vehicle tax on first registration. For more information, please see volkswagen.co.uk/owners/wltp or consult your authorised Volkswagen retailer.

2 The BIK % figure quoted includes the 4% diesel supplement, where applicable. Please note: the increase in VED and BIK rate that is payable is in addition to the cost of the optional alloy wheels. Please consult your Volkswagen retailer for full details.

† These vehicles are WLTP (Worldwide Harmonised Light-Duty Vehicles Test Procedure) type approved vehicles. More information is available at www.volkswagen.co.uk/owners/wltp.

† Please note these models may no longer be available to order, or only available from stock and not available to factory order.

3 AND 5-DOOR HATCHBACK RANGE.			WLTP type approved ¹	Output, PS	Standard wheel size	CO ₂ emission, g/km ¹ , standard wheels	First year VED £, standard wheels	BIK % with standard wheel size ²	Optional alloy wheel and size	CO ₂ emission, g/km ¹ , optional alloy wheels	First year VED £, optional wheels	BIK % with optional wheel size ²	
SE ^{††}	2.0 ltr TDI ^{††}	6-spd manual	-	150	16"	TBA	TBA	26	17" Karlskoga, 17" Madrid	TBA	TBA	TBA	
	2.0 ltr TDI (5-door) ^{††}	7-spd auto DSG	-	150	16"	116	205.00	28	17" Karlskoga, 17" Madrid	118	205.00	28	
SE NAVIGATION ^{††}	1.0 ltr TSI ^{††}	6-spd manual	Yes	115	16"	106	145.00	22	17" Karlskoga, 17" Madrid	114	165.00	23	
	1.0 ltr TSI (5-door) ^{††}	7-spd auto DSG	Yes	115	16"	109	145.00	22	17" Karlskoga, 17" Madrid	111	165.00	23	
	1.5 ltr TSI EVO ^{††}	6-spd manual	Yes	130	16"	113	165.00	23	17" Karlskoga, 17" Madrid	116	165.00	24	
	1.5 ltr TSI EVO (5-door) ^{††}	7-spd auto DSG	Yes	130	16"	111	165.00	23	17" Karlskoga, 17" Madrid	113	165.00	23	
	1.5 ltr TSI EVO ^{††}	6-spd manual	Yes	150	16"	119	165.00	24	17" Karlskoga, 17" Madrid	123	165.00	25	
	1.5 ltr TSI EVO (5-door) ^{††}	6-spd manual	Yes	150	16"	119	165.00	24	17" Karlskoga	120	165.00	25	
					150	16"	119	165.00	24	17" Karlskoga, 17" Madrid	123	165.00	25
	1.5 ltr TSI EVO (5-door) ^{††}	7-spd auto DSG	Yes	150	16"	116	165.00	24	17" Karlskoga, 17" Madrid	118	165.00	24	
	1.6 ltr TDI ^{††}	5-spd manual	Yes	115	16"	108	165.00	26	17" Karlskoga, 17" Madrid	111	205.00	27	
	1.6 ltr TDI (5-door) ^{††}	7-spd auto DSG	Yes	115	16"	104	165.00	25	17" Karlskoga, 17" Madrid	107	165.00	26	
2.0 ltr TDI ^{††}	6-spd manual	-	150	16"	TBA	TBA	26	17" Karlskoga, 17" Madrid	TBA	TBA	TBA		
2.0 ltr TDI (5-door) ^{††}	7-spd auto DSG	-	150	16"	116	205.00	28	17" Karlskoga, 17" Madrid	118	205.00	28		
MATCH [‡]	1.0 ltr TSI [‡]	6-spd manual	Yes	115	16"	109	145.00	22	17" Karlskoga, 17" Madrid	113	165.00	23	
	1.0 ltr TSI (5-door) ^{††}	7-spd auto DSG	Yes	115	16"	109	145.00	22	17" Karlskoga, 17" Madrid	111	165.00	23	
	1.5 ltr TSI EVO [‡]	6-spd manual	Yes	130	16"	113	165.00	23	17" Karlskoga, 17" Madrid	116	165.00	24	
	1.5 ltr TSI EVO (5-door) ^{††}	7-spd auto DSG	Yes	130	16"	111	165.00	23	17" Karlskoga, 17" Madrid	113	165.00	23	
	1.5 ltr TSI EVO [‡]	6-spd manual	Yes	150	16"	119	165.00	24	17" Karlskoga, 17" Madrid	123	165.00	25	
	1.5 ltr TSI EVO (5-door) [‡]	6-spd manual	Yes	150	16"	119	165.00	24	17" Karlskoga	120	165.00	25	
					150	16"	119	165.00	24	17" Madrid	123	165.00	25
	1.5 ltr TSI EVO (5-door) [‡]	7-spd auto DSG	Yes	150	16"	116	165.00	24	17" Karlskoga, 17" Madrid	118	165.00	24	
	1.6 ltr TDI [‡]	5-spd manual	Yes	115	16"	108	165.00	26	17" Karlskoga, 17" Madrid	111	205.00	27	
	1.6 ltr TDI (5-door) [‡]	7-spd auto DSG	Yes	115	16"	104	165.00	25	17" Karlskoga, 17" Madrid	107	165.00	26	
2.0 ltr TDI ^{††}	6-spd manual	-	150	16"	TBA	TBA	26	17" Karlskoga, 17" Madrid	TBA	TBA	TBA		
2.0 ltr TDI (5-door) ^{††}	7-spd auto DSG	-	150	16"	116	205.00	28	17" Karlskoga, 17" Madrid	118	205.00	28		

1 Figures shown are for comparability purposes; only compare fuel consumption and CO₂ figures with other vehicles tested to the same technical procedures. These figures may not reflect real life driving results, which will depend upon a number of factors including the accessories fitted (post-registration), variations in weather, driving styles and vehicle load. There is a new test used for fuel consumption and CO₂ figures (known as WLTP). The CO₂ figures shown however, are based on a calculation designed to be equivalent to the outgoing (NEDC) test cycle and will be used to calculate vehicle tax on first registration. For more information, please see volkswagen.co.uk/owners/wltp or consult your authorised Volkswagen retailer.

2 The BIK % figure quoted includes the 4% diesel supplement, where applicable. Please note: the increase in VED and BIK rate that is payable is in addition to the cost of the optional alloy wheels. Please consult your Volkswagen retailer for full details.

‡ These vehicles are WLTP (Worldwide Harmonised Light-Duty Vehicles Test Procedure) type approved vehicles. More information is available at www.volkswagen.co.uk/owners/wltp.

† Please note these models may no longer be available to order, or only available from stock and not available to factory order.

CO₂ EMISSIONS, BIK% AND VED BANDS WITH OPTIONAL WHEELS – 2019 MODEL YEAR †

3 AND 5-DOOR HATCHBACK RANGE.			WLTP type approved †	Output, PS (Combined PHEV)	Standard wheel size	CO ₂ emission, g/km ¹ , standard wheels	First-year VED £, standard wheels	BIK % with standard wheel size ²	Optional alloy wheel land size	CO ₂ emission, g/km ¹ , optional alloy wheels	First-year VED £, optional wheels	BIK % with optional wheel size ²
GT †	1.5 ltr TSI EVO †	6-spd manual	Yes	130	17"	116	165.00	24	17" Karlskoga, 17" Madrid, 18" Jurva	116	165.00	24
	1.5 ltr TSI EVO (5-door) ††	7-spd auto DSG	Yes	130	17"	113	165.00	23	17" Karlskoga, 17" Madrid, 18" Jurva	113	165.00	23
	1.5 ltr TSI EVO †	6-spd manual	Yes	150	17"	123	165.00	25	17" Karlskoga, 18" Jurva	120	165.00	25
					150	17"	123	165.00	25	17" Madrid	123	165.00
	1.5 ltr TSI EVO (5-door) †	6-spd manual	Yes	150	17"	120	165.00	25	17" Karlskoga, 18" Jurva	120	165.00	25
					150	17"	120	165.00	25	17" Madrid	123	165.00
	1.5 ltr TSI EVO (5-door) †	7-spd auto DSG	Yes	150	17"	119	165.00	24	17" Karlskoga, 18" Jurva	119	165.00	24
					150	17"	119	165.00	24	17" Madrid	118	165.00
	1.6 ltr TDI †	5-spd manual	Yes	115	17"	111	205.00	27	17" Karlskoga, 17" Madrid, 18" Jurva	111	205.00	27
	1.6 ltr TDI (5-door) †	7-spd auto DSG	Yes	115	17"	107	165.00	26	17" Karlskoga, 17" Madrid, 18" Jurva	107	165.00	26
2.0 ltr TDI †	6-spd manual	-	150	17"	TBA	205.00	27	17" Karlskoga, 17" Madrid, 18" Jurva	TBA	TBA	TBA	
2.0 ltr TDI (5-door) †	7-spd auto DSG	-	150	17"	118	205.00	28	17" Karlskoga, 17" Madrid, 18" Jurva	118	205.00	28	

1 Figures shown are for comparability purposes; only compare fuel consumption and CO₂ figures with other vehicles tested to the same technical procedures. These figures may not reflect real life driving results, which will depend upon a number of factors including the accessories fitted (post-registration), variations in weather, driving styles and vehicle load. There is a new test used for fuel consumption and CO₂ figures (known as WLTP). The CO₂ figures shown however, are based on a calculation designed to be equivalent to the outgoing (NEDC) test cycle and will be used to calculate vehicle tax on first registration.

For more information, please see volkswagen.co.uk/owners/wltp or consult your authorised Volkswagen retailer.
 2 The BIK % figure quoted includes the 4% diesel supplement, where applicable. Please note: the increase in VED and BIK rate that is payable is in addition to the cost of the optional alloy wheels. Please consult your Volkswagen retailer for full details.

‡ These vehicles are WLTP (Worldwide Harmonised Light-Duty Vehicles Test Procedure) type approved vehicles. More information is available at www.volkswagen.co.uk/owners/wltp.

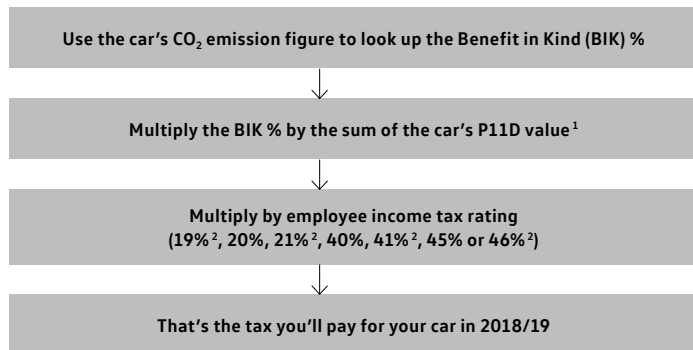
† Please note these models may no longer be available to order, or only available from stock and not available to factory order.

3 AND 5-DOOR HATCHBACK RANGE.			WLTP type approved ¹	Output, PS	Standard wheel size	CO ₂ emission, g/km ¹ , standard wheels	First year VED £, standard wheels	BIK % with standard wheel size ²	Optional alloy wheel and size	CO ₂ emission, g/km ¹ , optional alloy wheels	First year VED £, optional wheels	BIK % with optional wheel size ²
R-LINE[‡]	1.5 ltr TSI EVO [‡]	6-spd manual	Yes	150	17"	123	165.00	25	18" Marseille, 18" Sebring, 18" Jurva	120	165.00	25
	1.5 ltr TSI EVO (5-door) [‡]	6-spd manual	Yes	150	17"	120	165.00	25	18" Marseille, 18" Sebring, 18" Jurva	120	165.00	25
	1.5 ltr TSI EVO (5-door) [‡]	7-spd auto DSG	Yes	150	17"	119	165.00	24	18" Marseille, 18" Sebring, 18" Jurva	119	165.00	24
	2.0 ltr TDI [‡]	6-spd manual	-	150	17"	TBA	TBA	TBA	18" Marseille, 18" Sebring, 18" Jurva	TBA	TBA	TBA
	2.0 ltr TDI (5-door) [‡]	7-spd auto DSG	Yes	150	17"	118	205.00	28	18" Marseille, 18" Sebring, 18" Jurva	118	205.00	28
GTD[‡]	2.0 ltr TDI [‡]	7-spd auto DSG	Yes	184	18"	118	205.00	28	19" Brescia, 19" Santiago	115	205.00	28
GTD BLUELINE[‡]	2.0 ltr TDI [‡]	7-spd auto DSG	Yes	184	17"	113	205.00	27	N/A	N/A	N/A	N/A
GTI PERFORMANCE[‡]	2.0 ltr TSI [‡]	6-spd manual	Yes	245	18"	155	515.00	32	18" Seville Dark Graphite	155	515.00	32
				245	18"	155	515.00	32	19" Brescia, 19" Santiago	153	515.00	31
	2.0 ltr TSI [‡]	7-spd auto DSG	Yes	245	18"	143	205.00	29	18" Seville Dark Graphite	143	205.00	29
				245	18"	143	205.00	29	19" Brescia, 19" Santiago	140	205.00	29
GTI TCR[‡]	2.0 ltr TSI [‡]	7-spd auto DSG	Yes	290	18"	153	515.00	31	19" Pretoria Black	153	515.00	31
			Yes	290	18"	153	515.00	31	19" Reifnitz	151	515.00	31
R[‡]	2.0 ltr TSI 4MOTION (3-door) [‡]	7-spd auto DSG	Yes	300	18"	160	515.00	33	19" Pretoria, 19" Pretoria Black, 19" Spielberg, R Performance pack	158	515.00	32
	2.0 ltr TSI 4MOTION (5-door) [‡]	7-spd auto DSG	Yes	300	18"	164	515.00	33	19" Pretoria, 19" Pretoria Black, 19" Spielberg, R Performance pack	162	515.00	33
E-GOLF[‡]	1.4 ltr TSI DSG PHEV[‡]	Single-speed	Yes	136	16"	0 ³	0.00	13	17" Madrid	0 ³	0.00	13

- 1 Figures shown are for comparability purposes; only compare fuel consumption and CO₂ figures with other vehicles tested to the same technical procedures. These figures may not reflect real life driving results, which will depend upon a number of factors including the accessories fitted (post-registration), variations in weather, driving styles and vehicle load. There is a new test used for fuel consumption and CO₂ figures (known as WLTP). The CO₂ figures shown however, are based on a calculation designed to be equivalent to the outgoing (NEDC) test cycle and will be used to calculate vehicle tax on first registration. For more information, please see volkswagen.co.uk/owners/wltp or consult your authorised Volkswagen retailer.
- 2 The BIK % figure quoted includes the 4% diesel supplement, where applicable. Please note: the increase in VED and BIK rate that is payable is in addition to the cost of the optional alloy wheels. Please consult your Volkswagen retailer for full details.
- 3 These figures were obtained after the battery had been fully charged. The e-Golf is a battery electric vehicle requiring mains electricity for charging. There is a new test for fuel consumption, CO₂ and electric range figures (known as WLTP). The electric range shown was achieved using the new test procedure. Figures shown are for comparability purposes. Only compare fuel consumption, CO₂ and electric range figures with other vehicles tested to the same technical procedures. These figures may not reflect real life driving results, which will depend upon a number of factors including the starting charge of the battery, accessories fitted (post-registration), variations in weather, driving styles and vehicle load. Zero emissions while driving.
- ‡ These vehicles are WLTP (Worldwide Harmonised Light-Duty Vehicles Test Procedure) type approved vehicles. More information is available at www.volkswagen.co.uk/owners/wltp.

COMPANY CAR TAXATION CHART – TAX YEAR 2018/19

HOW TO CALCULATE YOUR COMPANY CAR INCOME TAX LIABILITY – EFFECTIVE 6.4.2018



The government is retaining the diesel supplement in company car tax until 2021, when EU-wide testing procedures will ensure new diesel cars meet air quality standards even under strict 'real world' driving conditions. From 6 April 2018 drivers must add 4% (increased from 3% at Autumn Budget 2017) to their appropriate percentage if the car is propelled solely by diesel (up to a maximum of 37%).

From 2020/21, the BIK percentages for zero emission cars will reduce from 16% to 2%, whilst BEV/PHEV cars with CO₂ emissions between 1-50g/km will vary between 2% and 14%, depending on the electric range (miles).

For further details of company car tax, please consult your authorised Volkswagen retailer, or visit www.volkswagen.co.uk/fleet/company-tax

1 P11D values given in this price list are based on standard specification models with no factory-fitted options or other accessories. If your car includes factory-fitted options or other accessories, you may need to adjust the P11D value to take this into account.

2 From 6 April 2018, new income tax rates have been introduced for Scottish Taxpayers, these figures reflect the new Scottish rates. For full details of Scottish BIK tax liability, please refer to the Benefit In Kind for Scottish Residents section on page 71.

Emissions CO ₂ (g/km)	2018/19 Benefit in Kind (BIK)		2019/20 Benefit in Kind (BIK)		2020/21 Benefit in Kind (BIK)		
	Petrol/ Electric	Diesel	Petrol/ Electric	Diesel	Electric range miles	Petrol/ Electric	Diesel
0 (EV)	13%		16%			2%	
1-50	13%		16%		130 or above	2%	
1-50	13%		16%		70-129	5%	
1-50	13%		16%		40-69	8%	
1-50	13%		16%		30-39	12%	
1-50	13%		16%		1-29	14%	
51-54	16%		19%			15%	
55-59	16%		19%			16%	
60-64	16%		19%			17%	
65-69	16%		19%			18%	
70-74	16%		19%			19%	
75	16%		19%			20%	
76-79	19%	23%	22%	26%		20%	24%
80-84	19%	23%	22%	26%		21%	25%
85-89	19%	23%	22%	26%		22%	26%
90-94	19%	23%	22%	26%		23%	27%
95-99	20%	24%	23%	27%		24%	28%
100-104	21%	25%	24%	28%		25%	29%
105-109	22%	26%	25%	29%		26%	30%
110-114	23%	27%	26%	30%		27%	31%
115-119	24%	28%	27%	31%		28%	32%
120-124	25%	29%	28%	32%		29%	33%
125-129	26%	30%	29%	33%		30%	34%
130-134	27%	31%	30%	34%		31%	35%
135-139	28%	32%	31%	35%		32%	36%
140-144	29%	33%	32%	36%		33%	37%
145-149	30%	34%	33%	37%		34%	37%
150-154	31%	35%	34%	37%		35%	37%
155-159	32%	36%	35%	37%		36%	37%
160-164	33%	37%	36%	37%		37%	37%
165-169	34%	37%	37%	37%		37%	37%
170-174	35%	37%	37%	37%		37%	37%
175-179	36%	37%	37%	37%		37%	37%
180+	37%	37%	37%	37%		37%	37%

Taxable percentage of P11D value (Diesel figures include the 4% diesel supplement)

EFFECTIVE FROM 28 FEBRUARY 2019.

COMPANY CAR TAXATION COMPARISON

3-YEAR TAXATION COMPARISON GUIDE

GOLF – 2018 MODEL YEAR			WLTP type approved ¹	Output, PS	CO ₂ emission, g/km ¹	Basic Recommended Retail £	VAT £	Total Recommended Retail £	Tax year commencing	PI1D Value £	BIK % ²	Annual cost at 20% ³ tax rate £	Annual cost at 40% ³ tax rate £
SE [†]	1.5 ltr TSI EVO [†]	6-spd manual	No	130	113	17,329.17	3,465.83	20,795.00	2018/19	21,395.00	23	984.17	1,968.34
									2019/20	21,395.00	26	1,112.54	2,225.08
									2020/21	21,395.00	27	1,155.33	2,310.66
GT [†]	2.0 ltr TDI [†]	6-spd manual	No	150	111	20,533.33	4,106.67	24,640.00	2018/19	25,240.00	27	1,362.96	2,725.92
									2019/20	25,240.00	30	1,514.40	3,028.80
									2020/21	25,240.00	31	1,564.88	3,129.76
GOLF – 2019 MODEL YEAR			WLTP type approved ¹	Output, PS	CO ₂ emission, g/km ⁴	Basic Recommended Retail £	VAT £	Total Recommended Retail £	Tax year commencing	PI1D Value £	BIK % ²	Annual cost at 20% ³ tax rate £	Annual cost at 40% ³ tax rate £
S [†]	1.0 ltr TSI [†]	5-spd manual	Yes	85	109	14,941.67	2,988.33	17,930.00	2018/19	18,565.00	22	816.86	1,633.72
									2019/20	18,565.00	25	928.25	1,856.50
									2020/21	18,565.00	26	965.38	1,930.76
MATCH [‡]	1.6 ltr TDI [†]	7-spd auto DSG	Yes	115	104	19,462.50	3,892.50	23,355.00	2018/19	23,990.00	25	1,199.50	2,399.00
									2019/20	23,990.00	28	1,343.44	2,686.88
									2020/21	23,990.00	29	1,391.42	2,782.84

1 Stock vehicle(s) tested according to NEDC technical procedures. Figures shown are for comparability purposes; only compare fuel consumption and CO₂ figures with other vehicles tested to the same technical procedures. These figures may not reflect real life driving results, which will depend upon a number of factors including the accessories fitted (post-registration), variations in weather, driving styles and vehicle load. There is a new test used for fuel consumption and CO₂ figures (known as WLTP). The figures shown however, are based on the outgoing (NEDC) test cycle. Please consult your authorised Volkswagen retailer for further information. More information is available at www.volkswagen.co.uk/owners/wltp.

2 The BIK % figure quoted includes the 4% diesel supplement, where applicable.

3 From 6 April 2018, new income tax rates have been introduced for Scottish Taxpayers. For full details of Scottish BIK tax liability, please refer to the Benefit In Kind for Scottish Residents section on page 71.

4 Figures shown are for comparability purposes; only compare fuel consumption and CO₂ figures with other vehicles tested to the same technical procedures. These figures may not reflect real life driving results, which will depend upon a number of factors including the accessories fitted (post-registration), variations in weather, driving styles and vehicle load. There is a new test used for fuel consumption and CO₂ figures (known as WLTP). The CO₂ figures shown however, are based on a calculation designed to be equivalent to the outgoing (NEDC) test cycle and will be used to calculate vehicle tax on first registration. For more information, please see volkswagen.co.uk/owners/wltp or consult your authorised Volkswagen retailer.

‡ These vehicles are WLTP (Worldwide Harmonised Light-Duty Vehicles Test Procedure) type approved vehicles. More information is available at www.volkswagen.co.uk/owners/wltp.

† Please note these models may no longer be available to order, or may only be available from stock and not available to factory order.

All examples are for manual derivatives unless otherwise stated.

THE VOLKSWAGEN SERVICE, FOR YOUR PEACE OF MIND

THE VOLKSWAGEN WARRANTY

Exclusions and terms and conditions apply to all warranties and plans listed. For pricing and further details of Volkswagen Warranties and Service Plans, please consult your authorised Volkswagen retailer or repairer, or visit www.volkswagen.co.uk

THREE-YEAR WARRANTY

All Volkswagen passenger cars come with a three-year/60,000 miles warranty, which protects your car against the failure of most technical and electrical components due to manufacturing defects. This comprises a two-year manufacturer's warranty with unlimited mileage plus a further one-year/60,000 miles (whichever is soonest) Retailer Warranty¹. Should the mileage exceed 60,000 miles within the first two years, the manufacturer's two-year warranty will still be valid. Full details of the three-year warranty are available from your authorised Volkswagen retailer or repairer.

BODY PROTECTION WARRANTY

The internal body sections and panels of the Golf are covered against rusting through from the inside for 12 years. Naturally, the vehicle must be cared for in compliance with the manufacturer's operating instructions. Please consult your authorised Volkswagen retailer or repairer for full warranty details.

THREE-YEAR PAINTWORK WARRANTY

This latest paintwork warranty, pioneered by Volkswagen, provides you with cover on a new car. Naturally, during the warranty period the car must be cared for in compliance with the manufacturer's operating instructions. Any paintwork defects, as a result of the manufacturing process, will be rectified without charge.

VOLKSWAGEN E-GOLF AND GTE EIGHT-YEAR BATTERY WARRANTY

1. A guarantee for eight years or 99,360 miles/160,000km (whichever is soonest), on all material or manufacturing defects.
2. Gradual reduction in battery capacity over time is integral to the nature of the component, and does not represent a defect under the terms of this guarantee, as long as the reduction in capacity is not in excess of the value specified for this vehicle in the owner's manual.
3. With the exception of the warranty term, all warranty conditions stipulated by the Volkswagen retailer selling the vehicle (prerequisites, criteria for freedom from defects, exclusions, settlement of claims, entry into force and start of extended warranty term, scope of application etc.) also apply to the high voltage battery.

EV AND PHEV VEHICLE HOME CHARGING

Home charging using a domestic socket will depend on the condition and suitability of the wiring in your home. Always consult a qualified electrician before charging when using a domestic socket for the first time, or, if the socket is to be used as the primary source of charging. Domestic sockets on the same circuit as other appliances, particularly those in frequent use, will draw additional amperage which may result in a breaker switch being 'tripped'. Establishing a separate circuit for home charging will help ensure your electric vehicle is supplied with a consistent, uninterrupted current. For optimum charging, we recommend installing an electric vehicle charging point at home.

SERVICE INTERVALS

Volkswagen is pleased to offer you a choice on how your Volkswagen is serviced. The appropriate selection is entirely dependent on how the car is likely to be driven and its general use. To help you identify which type of service would be most suitable, please refer to the following guide.

The Fixed Service is recommended for vehicles that will cover less than 10,000 miles in 12 months and if the vehicle is likely to be used in the following way:

- Predominantly urban driving, short journeys with frequent cold starts.
- Activities regularly producing high engine loading, e.g. frequent hill climbs, driving with vehicle fully loaded and towing.
- Uneconomical driving style using high rpms with heavy acceleration and heavy braking.

The service intervals for the Fixed Service are as follows:

- Oil change service – After 1 year or 10,000 miles (15,000km), whichever is soonest.
- Inspection service² – First after 2 years or 20,000 miles (30,000km), then every one year or 20,000 miles (30,000km), whichever is soonest.

The Flexible Service is recommended for vehicles with daily mileage of more than 25 miles where the vehicle is driven regularly mainly on longer distance journeys. The vehicle is driven mainly at a constant speed with minimum vehicle and engine loading, minimal towing and driven in an economical manner. With the Flexible Service the vehicle can cover anywhere between 10,000³ and a maximum of 20,000³ miles or 24 months (whichever is soonest) between oil changes.

SERVICE INTERVALS (CONTINUED)

The service intervals for the Flexible Service are as follows:

- Oil change service – According to flexible service interval display (after 2 years at the latest).
- Inspection service² – First after 2 years or 20,000 miles (30,000km), then every one year or 20,000 miles (30,000km), whichever is soonest.

The up! model is only available with the Fixed Service schedule. Please consult your authorised Volkswagen retailer or repairer for advice and full details.

Electric vehicles: Vehicles powered only by an electric motor require a Fixed Service as follows:

- Inspection service – First service after 20,000 miles (30,000km)/2 years, whichever is soonest.
- Subsequent services every 20,000 miles (30,000km)/1 year, whichever is soonest.

Please note: If you purchase a Volkswagen Fixed Price Service Plan your vehicle will follow the Fixed Service schedule.

VOLKSWAGEN INSURANCE⁴

We want you to start enjoying your new car from day one, and thanks to our 5 day complimentary Volkswagen Drive Away Insurance you can. Call 0345 300 6119 (lines are open Monday to Friday 8am-8pm and Saturday 9am-5pm). If eligible, we will also give you a quotation for our annual insurance, designed specifically for Volkswagen drivers.

VOLKSWAGEN ENSURANCE⁵

Get three years' Volkswagen Ensurance cover for free.

Another great benefit of being a Volkswagen driver. If your Volkswagen was damaged in an accident, wouldn't you want it fixed by a Volkswagen trained technician using only genuine Volkswagen parts? Ensurance is Volkswagen's accident and repair cover which does exactly that. It works alongside your main comprehensive motor insurance policy no matter who you are insured with, to make sure you get the quality repair and service you would want. If you're involved in an accident or your car is stolen, just one call to us and we'll look after your claim from start to finish ensuring your Volkswagen is restored to the highest standard.

Activate your cover and benefit from:

- A guarantee that your Volkswagen will be repaired by a Volkswagen approved repairer and Volkswagen trained technicians, using only genuine Volkswagen parts and paints.
- A dedicated Claims Manager who will manage your claim from start to finish, liaising with your insurer and the repairer so you don't have to.
- Help to recover any uninsured losses using our Legal Expenses Cover.
- Online claims tracking so you can keep up to date with the status of any claim.

Volkswagen Ensurance is free to all Volkswagen customers for three years and it only takes a minute to get cover.

To find out more and to activate your cover, visit www.volkswagen-ensurance.co.uk

VOLKSWAGEN FINANCE⁶

Volkswagen Finance specialises in providing funding solutions for Volkswagen drivers. Whether your Volkswagen is for private or business use, you can choose from a range of funding options.

- Solutions – a Personal Contract Plan
- Hire purchase
- Lease purchase
- Finance lease
- Contract hire

With all Volkswagen Finance products you can choose a fixed-cost maintenance plan to help you budget for your servicing and maintenance costs. No matter what finance product you choose, your local Volkswagen retailer will be able to provide you with a personalised quote that could meet your budget and vehicle needs.

VOLKSWAGEN E-GOLF SPECIALIST RETAILER NETWORK

e-Golf is only available for sale through an authorised electric specialist Volkswagen retailer. These retailers have the ability to provide the highest levels of service when purchasing your e-Golf. For details of your nearest authorised electric specialist Volkswagen retailer, please visit www.volkswagen.co.uk for more details.

VOLKSWAGEN ROADSIDE ASSISTANCE

Every new car is registered for Volkswagen Roadside Assistance for one year except the Touareg which is registered for three years. This provides vehicle roadside and home recovery in the unlikely event of a breakdown in the UK and Europe (subject to conditions). Volkswagen Roadside Assistance can also be purchased for subsequent years.

Exclusions and terms and conditions apply. For pricing and further details of Volkswagen Roadside Assistance, please consult your authorised Volkswagen retailer, or visit www.volkswagen.co.uk

PRICES AND SPECIFICATIONS

The prices and specifications contained in this price list are for information purposes only as our products are continually updated and changes may be made to the prices and specifications at any time. If you require any specific feature, please consult your authorised Volkswagen retailer who is regularly updated with any change in specification. Prices and specifications are subject to change without notice.

Following the announcement of a price increase, any vehicle order which can be accepted into the factory production system before the effective date of the price increase will be supplied at the current price, even if built and delivered after the date on which the increase became effective.

Note: We would like to advise you that telephone calls to Volkswagen Customer Care may be monitored and recorded as part of our training and quality assurance processes. All our monitoring and recording processes meet Ofcom regulations.

- 1 All warranty work must be completed by an authorised Volkswagen retailer or repairer.
- 2 The inspection service first at 3 years (or 40,000 miles) and then every second year (or 40,000 miles) has additional workscope.
- 3 The quoted mileage is based on a conversion from kilometres and is therefore unlikely to exceed circa 18,000 miles between oil changes.
- 4 Volkswagen Car Insurance is underwritten by U K Insurance Limited. Registered Office: The Wharf, Neville Street, Leeds LS1 4AZ. Registered in England and Wales number: 1179980. U K Insurance Limited is authorised by the Prudential Regulation Authority and regulated by the Financial Conduct Authority (FCA) and the Prudential Regulation Authority. Calls may be recorded. Volkswagen Financial Services is a trading name of Volkswagen Financial Services (UK) Limited ('VWFS UK'), registered in England and Wales number: 2835230 (Registered Office: Brunswick Court, Yeomans Drive, Blakelands, Milton Keynes MK14 5LR). Volkswagen Insurance Service (Great Britain) Ltd. is an appointed representative of VWFS UK. VWFS UK is authorised and regulated by the FCA, registration number: 311988. Authorisation details for both organisations can be checked on the Financial Services Register by visiting www.fca.org.uk. VWFS UK and U K Insurance Limited are not part of the same corporate group.
- 5 Insurance from Volkswagen Financial Services is sold and administered by Lawshield UK Limited, registered in England number: 3360532. Registered office: Lawshield House, 850 Ibis Court, Lakeside Drive, Centre Park, Warrington, Cheshire, WA1 1RL and underwritten by UK General Insurance Limited on behalf of Great Lakes Insurance SE. Great Lakes Insurance SE is a German insurance company with its headquarters at Königstrasse 107, 80802 Munich. UK Branch office: Plantation Place, 30 Fenchurch Street, London, EC3M 3AJ. Lawshield UK Limited is authorised and regulated by the Financial Conduct Authority (FCA). Authorisation details can be checked on the FCA's register at www.fca.org.uk. Great Lakes Insurance SE, UK Branch, is authorised by Bundesanstalt für Finanzdienstleistungsaufsicht and subject to limited regulation by the Financial Conduct Authority and Prudential Regulation Authority. Details about the extent of their regulation by the Financial Conduct Authority and Prudential Regulation Authority are available on request.
- 6 Finance is available to 18s and over, subject to status. Terms and conditions apply. Volkswagen Finance.

BENEFIT IN KIND (BIK) FOR SCOTTISH RESIDENTS

Effective as of April 6 2018, the Scottish Government introduced their own BIK taxation structure. This is only applicable to Company Car Drivers that are resident Scottish taxpayers. HMRC will continue to be responsible for the collection and management of taxes and will determine whether or not an individual is a Scottish taxpayer based on where their primary place of residence is.

Scottish Income Tax rates and Bands 2018/19

Starter rate 19% – over £11,850 – £13,850

Basic rate of 20% – over £13,850 – £24,000

Intermediate rate 21% – over £24,000 – £44,273

Higher rate 41% – over £44,273 – £150,000

Top rate 46% – above £150,000

THE GOLF

Issued by Volkswagen Marketing, Volkswagen (UK)
© Volkswagen Group United Kingdom Limited 2019
Issue: 28 February 2019

Volkswagen Information Service
Freephone: 0800 333 666
Internet: volkswagen.co.uk

Volkswagen Fleet Business Centre
Freephone: 0800 0093 397
Internet: volkswagen.co.uk/fleet

This price list can be viewed or downloaded in pdf format at:
volkswagen.co.uk



facebook.com/VolkswagenUK



[@UKVolkswagen](https://twitter.com/@UKVolkswagen)



youtube.com/user/ukvolkswagen



volkswagen_uk