

Fisher-Price®

FHF35 Share & Care Safari™



Little People®

ASSEMBLY GUIDE

fisher-price.com/assembly/FHF35

BEFORE YOU BEGIN:



Keep these instructions for future reference as they contain important information.



Adult assembly is required. You'll need a Phillips screwdriver (not included) for assembly and battery installation.



Set aside about 30 minutes for assembly.



x3

Three AA (LR6) **alkaline** batteries are required (not included).

For longer life, use **alkaline** batteries.



Clean with a damp cloth.

Do not immerse.

⚠ CAUTION

This package contains small parts.
For adult assembly only.

INSTALL BATTERIES:

Locate the battery door on the tree trunk.

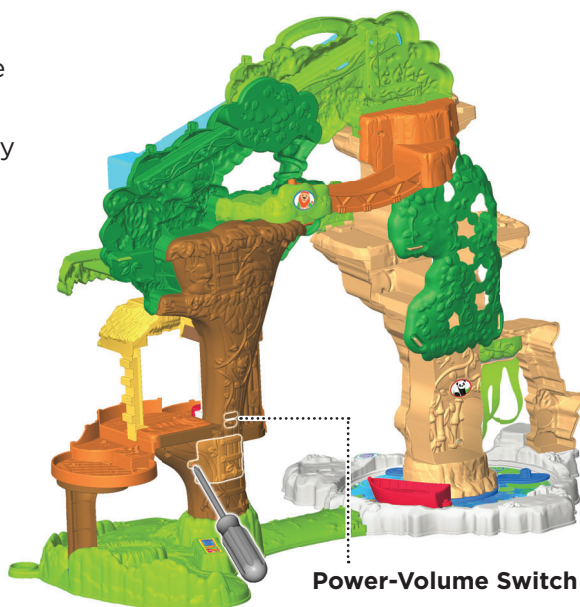
Loosen the screw in the battery door and remove the door.

Insert three AA (LR6) **alkaline** batteries.

Replace the battery door and tighten the screw. Do not over-tighten.

The electronics may need to be reset if the toy begins to operate erratically. Slide the power-volume switch off and back on.

When sound or light become faint or stop, it's time for an adult to change the batteries.

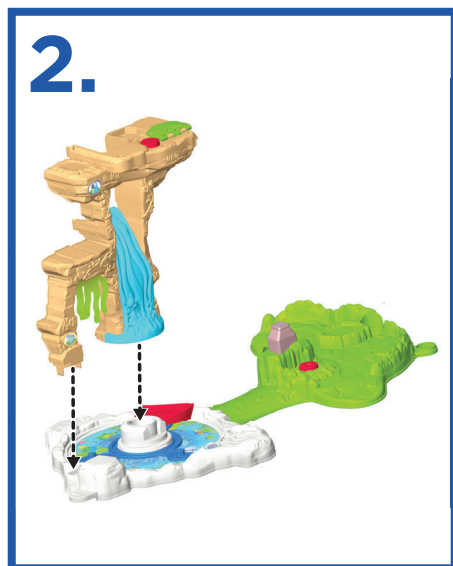
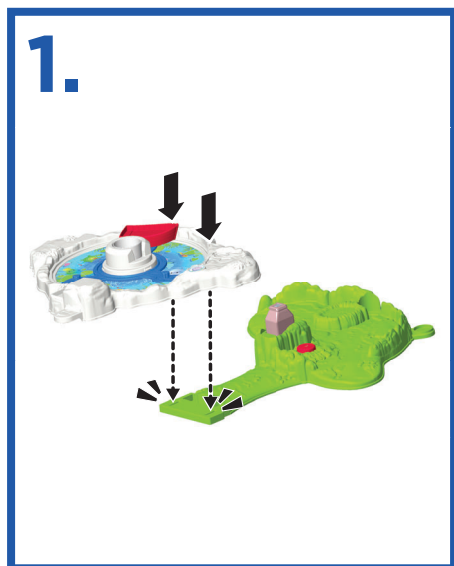


ASSEMBLED PARTS:



 x17
M3,5 x 1,3 cm

ASSEMBLY:



3. Attaching these parts may take a lot of force.



4.



7.



8.  x4



9.



10.



13.



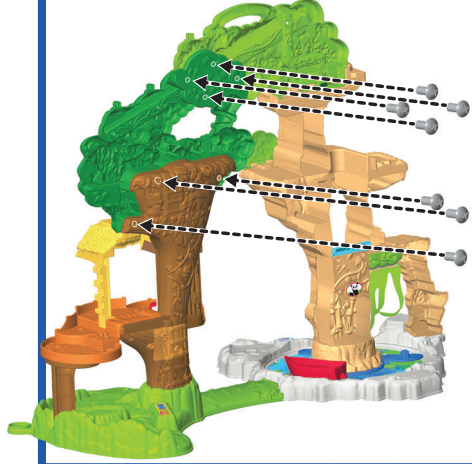
14. Snap all four tabs!



11. Carefully pull the treetops apart and place the light green treetop in front of the dark green treetop.



12.  x7



15.




16.





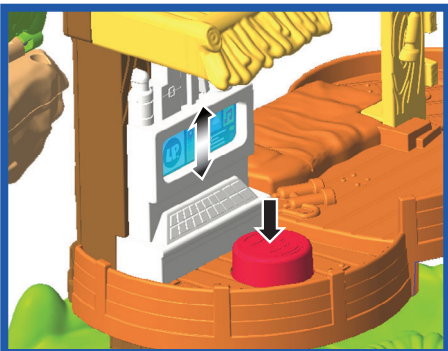
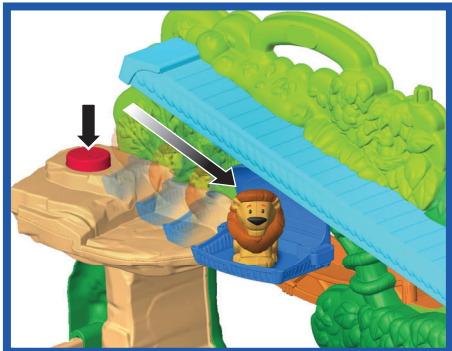

Questions? Scan this code!
fisher-price.com/assembly/FHF35





POWER-VOLUME SWITCH

Slide to turn power ON with low volume ◀, ON with high volume ▶ or OFF ○ when finished playing.



Battery Safety Information

In exceptional circumstances, batteries may leak fluids that can cause a chemical burn injury or ruin your product. To avoid battery leakage:

- Do not mix old and new batteries or batteries of different types: alkaline, standard (carbon-zinc) or rechargeable.
- Insert batteries as indicated inside the battery compartment (+/-).
- Remove batteries during long periods of non-use. Always remove exhausted batteries from the product. Dispose of batteries safely. Do not dispose of this product in a fire. The batteries inside may explode or leak.
- Never short-circuit the battery terminals.
- Use only batteries of the same or equivalent type, as recommended.
- Do not charge non-rechargeable batteries.
- Remove rechargeable batteries from the product before charging.
- If removable, rechargeable batteries are used, they are only to be charged under adult supervision.

FCC STATEMENT (UNITED STATES ONLY)

This equipment has been tested and found to comply with the limits for a Class B digital device, pursuant to Part 15 of the FCC rules. These limits are designed to provide reasonable protection against harmful interference in a residential installation. This equipment generates uses and can radiate radio frequency energy and, if not installed and used in accordance with the instructions, may cause harmful interference to radio communications. However, there is no guarantee that interference will not occur in a particular installation. If this equipment does cause harmful interference to radio or television reception, which can be determined by turning the equipment off and on, the user is encouraged to try to correct the interference by one or more of the following measures:

- Reorient or relocate the receiving antenna.
- Increase the separation between the equipment and receiver.
- Consult the dealer or an experienced radio/TV technician for help.

NOTE: Changes or modifications not expressly approved by the manufacturer responsible for compliance could void the user's authority to operate the equipment.

This device complies with Part 15 of the FCC Rules. Operation is subject to the following two conditions: (1) This device may not cause harmful interference, and (2) this device must accept any interference received, including interference that may cause undesired operation.

CAN ICES-3 (B)/NMB-3 (B)

Operation is subject to the following two conditions: (1) this device may not cause interference, and (2) this device must accept any interference, including interference that may cause undesired operation of the device.

L'utilisation de ce dispositif est autorisée seulement aux conditions suivantes : (1) il ne doit pas produire de brouillage et (2) il doit pouvoir tolérer tout brouillage radioélectrique reçu, même si ce brouillage est susceptible de compromettre son fonctionnement.



Protect the environment by not disposing of this product or any batteries with household waste. This symbol indicates that this product shall not be treated as household waste. Check your local authority for recycling advice and facilities.



UNITED STATES: 1-800-432-5437. Fisher-Price, Inc., 636 Girard Avenue, East Aurora, NY 14052.

GREAT BRITAIN: Mattel UK Ltd, Vanwall Business Park, Maidenhead SL6 4UB. Helpline: 01628 500303; www.service.mattel.com/uk. Mattel Europa B.V., Gondel 1, 1186 MJ Amstelveen, Nederland.

CANADA: 1-800-432-5437. Mattel Canada Inc., 6155 Freemont Blvd., Mississauga, Ontario L5R 3W2.

AUSTRALIA: Mattel Australia Pty. Ltd., 658 Church Street, Locked Bag #870, Richmond, Victoria 3121 Australia. Consumer Advisory Service 1300 135 312.

NEW ZEALAND: 16-18 William Pickering Drive, Albany 1331, Auckland.

ASIA: Mattel East Asia Ltd., Room 503-09, North Tower, World Finance Centre, Harbour City, Tsimshatsui, HK, China. Tel.: (852) 3185-6500.

MALAYSIA: Diimport & Diedarkan Oleh: Mattel Southeast Asia Pte. Ltd., No 19-1, Tower 3 Avenue 7, Bangsar South City, No 8, Jalan Kerinchi, 59200 Kuala Lumpur, Malaysia. Tel: 03-33419052.

SOUTH AFRICA: Mattel South Africa (PTY) LTD, Office 102 I3, 30 Melrose Boulevard, Johannesburg 2196.



Fisher-Price®

Little People®

©2018 Mattel.
PRINTED IN MEXICO

FHF35-0970-G1
1101744908-DOM

Remark:			
Revision	Date	ID#	Changes
Primary - pr	03/12/2018	FHF35-0970-1101744908-DOM	NA
a	04/10/2018	FHF35-0970-G1-1101744908-DOM	add orange walkway part