

OFFICE HAPPINESS





THE ROAD TO OFFICE HAPPINESS  
BEGINS HERE. WHERE IT LEADS  
DEPENDS ON WHAT YOU ORDER.

As you flip through this catalog, we hope that you see our products for more than what their functional purpose is. Take our compact mobile file cart, for example. It's not just a place to put your files. No, ma'am. This humble mobile file cart is a disorganization-eliminating, productivity-boosting, efficiency-increasing, happiness-creating lifesaver! So kick off the loafers, put up your argyle-socked feet and discover how something as unassuming as a pen caddy could change everything.



# TABLE OF CONTENTS

<b>SEATING</b>	<b>6-83</b>
STACK/GUEST	8-34
BALL CHAIRS	35-37
TASK	38-53
BIG & TALL / 24/7	54-58
EXTENDED-HEIGHT	58-63
STOOLS	63-69
INDUSTRIAL	70-72
CHAIR FEATURES	73-77
MECHANISM MATRIX	78-82
<b>TABLES &amp; DESKS</b>	<b>84-121</b>
TRAINING/TEAMING	86-103
ELECTRIC HEIGHT	104-105
OCCASIONAL	106-109
DESKS	110-121
<b>MEETING ESSENTIALS</b>	<b>122-155</b>
SCREENS	124-126
AV CARTS	126-131
LECTERNS	132-135
REFRESHMENT CARTS	136-143
COAT RACKS	144-154
SIGNS	155



<b>PERSONAL ORGANIZATION</b>	<b>156-191</b>
MACHINE STANDS	158-165
DESKTOP ORGANIZERS	166-184
SUGGESTION BOXES	184-186
PANEL/WALL ACCESSORIES	186-191

<b>ERGONOMICS</b>	<b>192-207</b>
LIGHTS	194-195
KEYBOARD TRAYS	196-199
MONITOR STANDS	199-200
CPU HOLDERS	202
DOCUMENT HOLDERS	202
WRIST SUPPORTS	203
FOOTRESTS	204-205
BACKRESTS	206-207


<b>STORAGE &amp; FILING</b>	<b>208-247</b>
MAGAZINE RACKS	210-215
LITERATURE ORGANIZERS	216-226
MODULAR STORAGE	228
BOOKCASES	229-232
BOOK CARTS	232-233
FILE CARTS	234-245
MAIL CARTS	246
MAILROOM	246-247

<b>FACILITIES</b>	<b>248-289</b>
WASTE RECEPTACLES	250-273
LOCKERS	274-276
SHELVING	277-282
HAND TRUCKS	283-289

<b>ART &amp; ENGINEERING</b>	<b>290-311</b>
FLAT FILES	292-297
VERTICAL FILING	298-302
ROLL FILES	303-307
MULTIMEDIA	307
DRAFTING TABLES	308-311

<b>FABRICS</b>	<b>312-327</b>
<b>WARRANTY</b>	<b>329</b>
<b>INDEX</b>	<b>330-337</b>





# STATEMENT OF QUALITY

At Safco, we understand that quality extends beyond a simple expectation of function. It's the special treatment our customers deserve, a product that exceeds expectations of design and value and the advancement of industry standards through great product and service examples. From concept to delivery, we integrate high levels of quality as our standard and work hard to impress our customers everyday. Safco is committed to the highest level of satisfaction in the manufacture, sale and support of our products. We support a complete satisfaction initiative by striving for continuous improvements in all areas of product and service. Safco regards all of its quality programs as an integral part of our company's improvement process. Safco's quality program works to provide products that meet or exceed the quality standards our customers expect.

## ENVIRONMENTAL COMMITMENTS

Safco not only holds itself to strict environmental standards, we require suppliers to regard the standards as a total supply chain initiative. Suppliers play an important role in Safco's long-standing commitment to perform operations in a manner consistent with sound health, safety and environmental management practices. Because of this, suppliers are not only expected to comply with applicable health, safety and environmental laws and regulations, they are expected to seek continuous improvement within these realms.

As an industry leader, Safco aims to set high environmental standards offering a large collection of GREENGUARD Certified products. The GREENGUARD Certification Program is internationally recognized for evaluating product emissions and certifying building materials, furnishings, finishes and cleaning products and processes that meet stringent product emissions criteria set by UL Environment. This stringent criteria has enabled GREENGUARD Certified products to be recognized as qualifying for Leader in Energy & Environmental Design (LEED) points, allowing them to contribute toward LEED certification. Safco's long-standing dedication to ensure products meet the rigorous chemical emissions standards of GREENGUARD Certification signifies our stewardship to every environment.

Safco continues to become an environmentally conscious company with the intention to offer more products that our customers can feel good about and responsible practices that encourage sustainability, helping us obtain a proud standing in our community and the planet.

Finally, Safco uses FSC and Smartwood Certified catalogs, brochures and other publications whenever possible as part of the Rainforest Alliance Certification. In addition, these publications have been printed from soy ink. Soy ink, derived from soybeans, is an environmentally friendly alternative to traditional petroleum-based ink.

## OPERATIONS

Safco advocates continuous improvement in the realms of efficient recycling and/or disposal of waste materials and improving treatment and control of waste emissions affecting air, water and soil. Safco also encourages the practice of waste reduction operations such as machine efficiency, raw material utilization, conservation of soil, air, water quality, biodiversity, wildlife and aquatic habitats, the practice of sustainable forest management policies where applicable, end-of-life treatment recommendations, raw material and recycled content regulation and legal compliance with environmental legislation.

## THE FOLLOWING ICONS ARE USED THROUGHOUT THIS PUBLICATION:



NEW PRODUCT



SHIPPABLE BY SMALL PACKAGE CARRIER



SHIPS WITHIN 48 HOURS



500 LB. CAPACITY



DESIGN YOUR OWN



EASY TO ASSEMBLE



ANSI/BIFMA STANDARDS



PLANET PLEASER



ERGONOMIC



FULL-SCALE FIRE TEST FOR FURNITURE



RATED FOR 24/7 USE



S E A T I N G





# BUTT ON SEAT. ELBOWS ON ARM RESTS. YOU'RE READY TO INTERNET UP SOME CAT VIDEOS.

No two people are alike. This is why we offer chairs that fit all shapes, sizes and ambition levels. Chairs that recline, support and swivel. Chairs that stack, roll and turn heads. Heck, we even have chairs that look nothing like a chair. In fact, we have so many seating options we highly recommend that you sit down for this.

## SEATING

STACK/GUEST	8-34
BALL CHAIRS	35-37
TASK	38-53
BIG & TALL / 24/7	54-58
EXTENDED-HEIGHT	58-63
STOOLS	63-69
INDUSTRIAL	70-72
CHAIR FEATURES	73-77
MECHANISM MATRIX	78-82



## SASSY®

- available in stack, manager, extended-height and bistro-height styles
- breathable, flexible s-wave design
- flexes to form with the natural shape of the body
- choice of fabric grades 1-4 or COM
- available in four colors and with or without casters



## SASSY MANAGER & EXTENDED-HEIGHT CHAIR ADJUSTMENTS



## SPECS

MODEL NUMBER	PRODUCT	OVERALL W x D x H	SEAT HEIGHT	SEAT W x D	BACK W x H	COM YARDAGE
4182	MANAGER	25½ x 24½ x 33-38"	17-22"	18 x 18"	16½ x 12¾"	.75 yd.
4182	EXTENDED-HEIGHT	25½ x 24½ x 40-50"	23-33"	18 x 18"	16½ x 12¾"	.75 yd.
4183**	STACK (ARMS)	25½ x 22¾ x 34¼"	18¼"	18 x 18"	16½ x 12¾"	.75 yd. (2 pieces)
4183**	STACK (ARMLESS)	20¾ x 22¾ x 34¼"	18¼"	18 x 18"	16½ x 12¾"	.75 yd. (2 pieces)
4187	BISTRO-HEIGHT (ARMS)	24¼ x 23 x 47"	30"	18 x 18"	16½ x 12¾"	.75 yd.
4187	BISTRO-HEIGHT (ARMLESS)	22¾ x 23 x 47"	30"	18 x 18"	16½ x 12¾"	.75 yd.

\*\*STACK CHAIRS PACKED 2 PER CARTON

## STYLES

### 4182 SERIES

- PMWA** PLASTIC MANAGER, ARMS
- UMWA** UPHOLSTERED MANAGER, ARMS
- PMAL** PLASTIC MANAGER, ARMLESS
- UMAL** UPHOLSTERED MANAGER, ARMLESS
- PHWA** PLASTIC EXTENDED-HEIGHT, ARMS
- UHWA** UPHOLSTERED EXTENDED-HEIGHT, ARMS
- PHAL** PLASTIC EXTENDED-HEIGHT, ARMLESS
- UHAL** UPHOLSTERED EXTENDED-HEIGHT, ARMLESS

### 4183 SERIES

- PWAG** PLASTIC STACK WITH GLIDES, ARMS
- UWAG** UPHOLSTERED STACK WITH GLIDES, ARMS
- PWAC** PLASTIC STACK WITH CASTERS, ARMS
- UWAC** UPHOLSTERED STACK WITH CASTERS, ARMS
- PALG** PLASTIC STACK WITH GLIDES, ARMLESS
- UALG** UPHOLSTERED STACK WITH GLIDES, ARMLESS
- PALC** PLASTIC STACK WITH CASTERS, ARMLESS
- UALC** UPHOLSTERED STACK WITH CASTERS, ARMLESS

### 4187 SERIES

- CHWA** PLASTIC BISTRO-HEIGHT, ARMS
- UCWA** UPHOLSTERED BISTRO-HEIGHT, ARMS
- CHAL** PLASTIC BISTRO-HEIGHT, ARMLESS
- UCAL** UPHOLSTERED BISTRO-HEIGHT, ARMLESS

- B** **BL** PLASTIC MANAGER, ARMS, BLACK, SHIPS IN 48 HRS
- B** **GS** PLASTIC MANAGER, ARMS, GRASS SHIPS IN 48 HRS
- B** **PE** PLASTIC MANAGER, ARMS, PEARL, SHIPS IN 48 HRS
- D** **BL** PLASTIC STACK WITH CASTERS, ARMS, BLACK, SHIPS IN 48 HRS
- D** **GS** PLASTIC STACK WITH CASTERS, ARMS, GRASS, SHIPS IN 48 HRS
- D** **PE** PLASTIC STACK WITH CASTERS, ARMS, PEARL, SHIPS IN 48 HRS

## AESTHETICS

### PLASTIC COLOR



**BL** BLACK / **GS** GRASS / **PE** PEARL / **TU** TURQUOISE

### GRADE & FABRICS

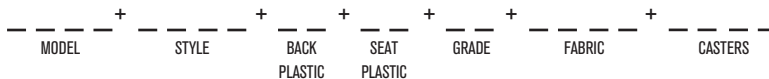
- 01** GRADE 1 FABRICS ARE AVAILABLE IN FABRIC
- 02** GRADE 2 GRADES 1, 2, 3, 4 AND COM. PLEASE
- 03** GRADE 3 REFER TO PAGES 312-327 FOR FABRIC
- 04** GRADE 4 SELECTION.
- COM** COM

## CASTERS

- 0000** STANDARD CARPET CASTERS
- 4082** SOFT CASTERS (FOR MANAGER CHAIRS ONLY)
- 4083** SOFT CASTERS (FOR STACK CHAIRS ONLY)

## ORDER INFORMATION

TO ORDER, PLEASE SPECIFY:



\*ALL SASSY CHAIRS MEET CAL 133 STANDARDS, EXCEPT SASSY VINYL UPHOLSTERED CHAIRS. UPCHARGE FOR CAL 133 UPHOLSTERY.



## REVE™

- available in stack, manager, extended-height and bistro-height styles
- seat features plastic or custom upholstery options
- customization options:
  - silver or chrome
  - guest chair available with sled or straight leg frame
    - straight leg chair - casters or glides
    - sled base - ganging connector glides
- faux wood, mesh or carbon fiber finish options
- choice of fabric grades 1-4 or COM
- guest chairs stack up to six high with straight legs and 12 high with sled base



GANGING CONNECTOR GLIDES



## REVE MANAGER & EXTENDED-HEIGHT CHAIR ADJUSTMENTS



## SPECS

MODEL NUMBER	PRODUCT	OVERALL W x D x H	SEAT HEIGHT	SEAT W x D	BACK W x H	COM YARDAGE
4017	BISTRO-HEIGHT CHAIR, PLASTIC SEAT	19¾ x 23½ x 47½"	31"	18½ x 17"	18 x 13¾"	.75 yd.
4017	BISTRO-HEIGHT CHAIR, UPHOLSTERED SEAT	19¾ x 23½ x 47½"	31½"	18½ x 17"	18 x 13¾"	.75 yd.
<b>A</b> 4021	MANAGER CHAIR	24 x 24 x 35½ -39"	18-22½"	18½ x 17"	18¼ x 13½"	.75 yd.
<b>B</b> 4021	MANAGER CHAIR, EXTENDED-HEIGHT	24 x 24 x 38-48"	25-35"	18½ x 17"	18¼ x 13½"	.75 yd.
<b>C</b> 4022**	GUEST CHAIR, SLED BASE	19¾ x 23½ x 33½"	18"	18½ x 17"	18¼ x 13½"	.75 yd. (2 pieces)
<b>D</b> 4022**	GUEST CHAIR, STRAIGHT LEG WITH CASTERS	19 x 24½ x 33½"	18½"	18½ x 17"	18¼ x 13½"	.75 yd. (2 pieces)
<b>E</b> 4022**	GUEST CHAIR, STRAIGHT LEG WITH GLIDES	19 x 24½ x 33½"	18½"	18½ x 17"	18¼ x 13½"	.75 yd. (2 pieces)
4039	GUEST CHAIR, SLED BASE WITH TABLET ARM, PLASTIC SEAT	24 x 30½ x 33½"	18"	18½ x 17"	18 x 13¾"	.75 yd.
4039	GUEST CHAIR, SLED BASE WITH TABLET ARM, UPHOLSTERED SEAT	24 x 30½ x 33½"	18½"	18½ x 17"	18 x 13¾"	.75 yd.

\*\*GUEST CHAIRS PACKED 2 PER CARTON

## STYLES

4017 SERIES	4021 SERIES	4022 SERIES	4039 SERIES
BISTRO-HEIGHT CHAIR	MANAGER CHAIR EXTENDED-HEIGHT	GUEST CHAIR	SLED BASE CHAIR WITH TABLET ARM

## AESTHETICS


### BACK TYPE

RD ROUND  
SQ SQUARE  
MESH BACK ONLY AVAILABLE  
IN ROUND.

### BACK STYLE

PB PLASTIC BACK  
WB WOOD BACK  
CB CARBON FIBER BACK  
MB MESH BACK

### BACK COLOR



PLASTIC OPTIONS: BL BLACK / CI CRIMSON / GS GRASS / LA LAPIS / LT LATTE / PE PEARL / PL PLUM /  
CF CARBON FIBER MESH BACK OPTIONS: BL BLACK / CI CRIMSON / LA LAPIS / LT LATTE  
PLASTIC WOOD OPTIONS: CY CHERRY / MH MAHOGANY / NA NATURAL

### SEAT STYLE

PS PLASTIC SEAT  
US UPHOLSTERED SEAT  
WS WOOD SEAT  
CS CARBON FIBER SEAT  
MS MESH SEAT

### SEAT COLOR



PLASTIC OPTIONS: BL BLACK / CI CRIMSON / GS GRASS / LA LAPIS / LT LATTE / PE PEARL / PL PLUM / CF CARBON  
FIBER MESH SEAT OPTIONS: BL BLACK PLASTIC WOOD OPTIONS: CY CHERRY / MH MAHOGANY / NA NATURAL

### FRAME COLOR



CR CHROME / SL SILVER

### GRADE & FABRICS

O1 GRADE 1 FABRICS ARE AVAILABLE IN FABRIC GRADES 1,  
O2 GRADE 2 2, 3, 4 AND COM. PLEASE REFER TO PAGES  
O3 GRADE 3 312-327 FOR FABRIC SELECTION.  
O4 GRADE 4  
COM COM

### 4021 SERIES TASK OPTIONS

#### ARM OPTIONS

AL ARMLESS  
WA ARMS

### 4022 SERIES GUEST BASE OPTIONS

SB SLED BASE  
WC STRAIGHT LEG WITH CASTERS  
WG STRAIGHT LEG WITH GLIDES

### 4039 SERIES TABLET ARM/BOOK RACK

RT RIGHT HAND TABLET ARM  
LT LEFT HAND TABLET ARM  
BR BOOK RACK

### HEIGHT OPTIONS

ST STANDARD-HEIGHT  
EX EXTENDED-HEIGHT

## OPTIONAL ACCESSORIES

**F** 4190SL SLED BASE CHAIR CART



\*ALL PLASTIC SEAT AND BACK REVE CHAIRS MEET CAL 133 STANDARDS (DOES NOT INCLUDE REVE PLASTIC WOOD OR CARBON FIBER FINISH).

## ORDER INFORMATION

TO ORDER, PLEASE SPECIFY:

4 0 1 7 + + + + + + + + +  
 MODEL BACK BACK BACK SEAT SEAT FRAME GRADE FABRIC  
 TYPE STYLE COLOR STYLE COLOR COLOR COLOR

4 0 2 2 + + + + + + + + + +  
 MODEL BASE BACK BACK SEAT SEAT FRAME GRADE FABRIC  
 OPTION TYPE STYLE COLOR STYLE COLOR COLOR COLOR

4 0 2 1 + + + + + + + + + + + +  
 MODEL BACK BACK BACK SEAT SEAT FRAME GRADE FABRIC ARMS HEIGHT  
 TYPE STYLE COLOR STYLE COLOR COLOR COLOR COLOR

4 0 3 9 + + + + + + + + + + + +  
 MODEL BACK BACK BACK SEAT SEAT FRAME GRADE FABRIC TABLET BOOK  
 TYPE STYLE COLOR STYLE COLOR COLOR COLOR COLOR ARM RACK



## QUICK SHIP

- available to ship within 48 hours
- choice of style and color options

## SPECS

MODEL NUMBER	DESCRIPTION	COLOR
<b>A</b> 6806BL	BISTRO-HEIGHT CHAIR, ROUND BACK	BLACK
6806GS	BISTRO-HEIGHT CHAIR, ROUND BACK	GRASS
6806LA	BISTRO-HEIGHT CHAIR, ROUND BACK	LAPIS
6806LT	BISTRO-HEIGHT CHAIR, ROUND BACK	LATTE
6803BL	MANAGER CHAIR, ROUND BACK, BLACK UPHOLSTERED SEAT	BLACK
6803LT	MANAGER CHAIR, ROUND BACK, BLACK UPHOLSTERED SEAT	LATTE
<b>B</b> 6809MH	MANAGER CHAIR, ROUND PLASTIC WOOD BACK, BLACK UPHOLSTERED SEAT	MAHOGANY
6809NA	MANAGER CHAIR, ROUND PLASTIC WOOD BACK, BLACK UPHOLSTERED SEAT	NATURAL
6807BL	MANAGER CHAIR, SQUARE BACK, BLACK UPHOLSTERED SEAT	BLACK
6807LT	MANAGER CHAIR, SQUARE BACK, BLACK UPHOLSTERED SEAT	LATTE
6804BL	GUEST CHAIR SLED BASE, ROUND BACK	BLACK
6804GS	GUEST CHAIR SLED BASE, ROUND BACK	GRASS
6804LA	GUEST CHAIR SLED BASE, ROUND BACK	LAPIS
6804LT	GUEST CHAIR SLED BASE, ROUND BACK	LATTE
6805BL	GUEST CHAIR STRAIGHT LEG, ROUND BACK	BLACK
6805LA	GUEST CHAIR STRAIGHT LEG, ROUND BACK	LAPIS
<b>C</b> 6805LT	GUEST CHAIR STRAIGHT LEG, ROUND BACK	LATTE



## AESTHETICS

### PLASTIC COLOR



BL BLACK / GS GRASS / LA LAPIS / LT LATTE

### PLASTIC WOOD COLOR




MH MAHOGANY / NA NATURAL

\*ALL PLASTIC SEAT AND BACK REVE CHAIRS MEET CAL 133 STANDARDS (DOES NOT INCLUDE REVE PLASTIC WOOD OR CARBON FIBER FINISH).



IMAGE FEATURES CHA-CHA™ TABLES (PG. 94).

V Y™



- rated up to 350 lbs.
- available with plastic seat and back or optional upholstered seat with fabric grades 1-4 and COM
- available in stack and bistro-height styles
- choose from sled base or straight leg frame
- sled base has wall saver frame
- steel powder coat frame with silver finish
- bistro-height stacks up to four high
- guest chair stacks up to 12 high on the floor and up to 18 high on cart
- packed two per carton





## SPECS

MODEL NUMBER	PRODUCT	OVERALL W x D x H	SEAT HEIGHT	SEAT W x D	BACK W x H	COM YARDAGE
4290	SLED BASE STACK CHAIR	19½ x 22 x 33"	17¼"	18½ x 17"	19½ x 15"	.75 yd.
4290	STRAIGHT LEG STACK CHAIR	19½ x 22 x 33"	17¼"	18½ x 17"	19½ x 15"	.75 yd.
4295	SLED BASE BISTRO-HEIGHT CHAIR	18 x 22 x 45"	30"	18½ x 17"	19½ x 15"	.75 yd.

350 LB. WEIGHT CAPACITY

## STYLES

### 4290 SERIES

PPSB	PLASTIC SEAT, SLED BASE
PUSB	UPHOLSTERED SEAT, SLED BASE
PPWC	PLASTIC SEAT WITH CASTERS
PPWG	PLASTIC SEAT WITH GLIDES
<b>A</b> PUWC	UPHOLSTERED SEAT WITH CASTERS
PUWG	UPHOLSTERED SEAT WITH GLIDES

### 4295 SERIES

<b>B</b> PALG	PLASTIC SEAT
UALG	UPHOLSTERED SEAT

## AESTHETICS

### PLASTIC COLOR



BL BLACK / CI CRIMSON / GS GRASS / LA LAPIS / PE PEARL

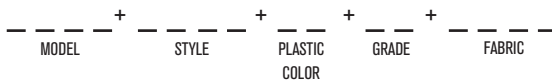
### GRADE & FABRICS

01	GRADE 1
02	GRADE 2
03	GRADE 3
04	GRADE 4
COM	COM

FABRICS ARE AVAILABLE IN FABRIC GRADES 1, 2, 3, 4 AND COM. PLEASE REFER TO PAGES 312-327 FOR FABRIC SELECTION.

## ORDER INFORMATION

TO ORDER, PLEASE SPECIFY:



## QUICK SHIP

- available to ship within 48 hours
- three chair styles in black (BL), grass (GS) or lapis (LA)



## SPECS

MODEL NUMBER	DESCRIPTION	COLOR
<b>C</b> 4291BL	STRAIGHT LEG CHAIR WITH CASTERS	BLACK
4291GS	STRAIGHT LEG CHAIR WITH CASTERS	GRASS
4291LA	STRAIGHT LEG CHAIR WITH CASTERS	LAPIS
<b>D</b> 4292BL	SLED BASE CHAIR	BLACK
4292GS	SLED BASE CHAIR	GRASS
4292LA	SLED BASE CHAIR	LAPIS
4295BL	SLED BASE BISTRO-HEIGHT CHAIR	BLACK
4295GS	SLED BASE BISTRO-HEIGHT CHAIR	GRASS
4295LA	SLED BASE BISTRO-HEIGHT CHAIR	LAPIS

## AESTHETICS

### PLASTIC COLOR



BL BLACK / GS GRASS / LA LAPIS

## OPTIONAL ACCESSORIES

4190SL SLED BASE CHAIR CART



# DIAZ™

- available in bistro or guest chair styles
- chair frame is available in black or silver powder coat finish
- upholstered seat and back available in fabric grades 1-4 and COM
- optional wood back choice of cherry (CY), espresso (ES) or mahogany (MH)
- both guest and bistro chairs stack four high





## SPECS

MODEL NUMBER	PRODUCT	OVERALL W x D x H	SEAT HEIGHT	SEAT W x D	BACK W x H	COM YARDAGE
4196	UPHOLSTERED BACK GUEST CHAIR	19½ x 18½ x 33½"	18"	19 x 18"	20½ x 16"	1.25 yds.
4196	WOOD BACK GUEST CHAIR	19½ x 18½ x 33½"	18"	19 x 18"	20½ x 16"	.75 yd.
4197	UPHOLSTERED BACK BISTRO-HEIGHT CHAIR	19½ x 18½ x 44½"	30"	19 x 18"	20½ x 16"	1.25 yds.
4197	WOOD BACK BISTRO-HEIGHT CHAIR	19½ x 18½ x 44½"	30"	19 x 18"	20½ x 16"	.75 yd.

## STYLES

<b>4196 SERIES</b>		<b>4197 SERIES</b>	
<b>A</b>	<b>UBBL</b> UPHOLSTERED BACK/BLACK FRAME GUEST CHAIR	<b>C</b>	<b>UBBL</b> UPHOLSTERED BACK/BLACK FRAME BISTRO-HEIGHT CHAIR
	<b>UBSL</b> UPHOLSTERED BACK/SILVER FRAME GUEST CHAIR		<b>UBSL</b> UPHOLSTERED BACK/SILVER FRAME BISTRO-HEIGHT CHAIR
	<b>WBBL</b> WOOD BACK/BLACK FRAME GUEST CHAIR		<b>WBBL</b> WOOD BACK/BLACK FRAME BISTRO-HEIGHT CHAIR
<b>B</b>	<b>WBSL</b> WOOD BACK/SILVER FRAME GUEST CHAIR		<b>WBSL</b> WOOD BACK/SILVER FRAME BISTRO-HEIGHT CHAIR

## AESTHETICS

### WOOD FINISH



CY CHERRY / ES ESPRESSO / MH MAHOGANY

### GRADE & FABRICS

<b>01</b>	GRADE 1	FABRICS ARE AVAILABLE IN FABRIC GRADES
<b>02</b>	GRADE 2	1, 2, 3, 4 AND COM. PLEASE REFER TO
<b>03</b>	GRADE 3	PAGES 312-327 FOR FABRIC SELECTION.
<b>04</b>	GRADE 4	
<b>COM</b>	COM	

### FOOT (GUEST CHAIR ONLY)

<b>GL</b>	GLIDES
<b>CS</b>	CASTERS

## ORDER INFORMATION

TO ORDER, PLEASE SPECIFY:



## QUICK SHIP

- available in 48 hour quick ship
- models 4198 and 5009 have mesh backs for quick ship
- black fabric (BL) or easy-to-clean black vinyl (BV) with silver powder coat base

## SPECS

MODEL NUMBER	DESCRIPTION	COLOR
<b>D</b> 4194BL	UPHOLSTERED SEAT AND BACK GUEST CHAIR	BLACK
4194BV	UPHOLSTERED SEAT AND BACK GUEST CHAIR	BLACK VINYL
4195BL	UPHOLSTERED SEAT AND BACK BISTRO-HEIGHT CHAIR	BLACK
4195BV	UPHOLSTERED SEAT AND BACK BISTRO-HEIGHT CHAIR	BLACK VINYL
5009BL	UPHOLSTERED SEAT AND MESH BACK GUEST CHAIR	BLACK
<b>E</b> 5009BV	UPHOLSTERED SEAT AND MESH BACK GUEST CHAIR	BLACK VINYL
4198BL	UPHOLSTERED SEAT AND MESH BACK BISTRO-HEIGHT CHAIR	BLACK
4198BV	UPHOLSTERED SEAT AND MESH BACK BISTRO-HEIGHT CHAIR	BLACK VINYL

## AESTHETICS

### FABRIC OPTION



BL BLACK / BV BLACK VINYL





# AGILITI™

- allows user to sit and lean back in a fluid movement
- available with or without arms
- stacks up to nine high on the floor and 28 high on cart
- packed four per carton



## SPECS

MODEL NUMBER	PRODUCT	OVERALL W x D x H	SEAT HEIGHT	SEAT W x D	BACK W x H	COM YARDAGE
4285	STACK CHAIR WITH ARMS	21¼ x 22 x 32½"	17¼"	17¼ x 17¾"	17½ x 11¼"	1.25 yds.
4285	ARMLESS STACK CHAIR	20¼ x 22 x 32½"	17¼"	17¼ x 17¾"	17½ x 11¼"	1.25 yds.

## STYLES

- 4285 SERIES**
- ACPS** PLASTIC SEAT, ARMS
  - ACUS** UPHOLSTERED SEAT, ARMS
  - ALPS** PLASTIC SEAT, ARMLESS
  - ALUS** UPHOLSTERED SEAT, ARMLESS

## AESTHETICS

### PLASTIC COLOR



BL BLACK / BU BLUE / CI CRIMSON / GS GRASS / PE PEARL / YE YELLOW

### GRADE & FABRICS

- 01** GRADE 1 FABRICS ARE AVAILABLE IN FABRIC GRADES
- 02** GRADE 2 1, 2, 3, 4 AND COM. PLEASE REFER TO
- 03** GRADE 3 PAGES 312-327 FOR FABRIC SELECTION.
- 04** GRADE 4
- COM** COM

## OPTIONAL ACCESSORIES

- C** 4190SL SLED BASE STACK CART

## ORDER INFORMATION

TO ORDER, PLEASE SPECIFY:

--- MODEL --- + --- STYLE --- + --- PLASTIC COLOR --- + --- GRADE --- + --- FABRIC ---



A

B

C



# VEER™ FLEX BACK

- back arches with the body's natural curves to give support
- stacks up to nine high on the floor and 28 high on cart
- packed four per carton



## SPECS

	MODEL NUMBER	COLOR	OVERALL W x D x H	SEAT HEIGHT	SEAT W x D	BACK W x H
<b>D</b>	4286BL	BLACK	21¼ x 22 x 32½"	17¼"	17¾ x 17¾"	17½ x 11¼"
<b>E</b>	4286BU	BLUE	21¼ x 22 x 32½"	17¼"	17¾ x 17¾"	17½ x 11¼"
<b>F</b>	4286GS	GRASS	21¼ x 22 x 32½"	17¼"	17¾ x 17¾"	17½ x 11¼"

## AESTHETICS

### PLASTIC COLOR



BL BLACK / BU BLUE / GS GRASS

## OPTIONAL ACCESSORIES

4190SL SLED BASE STACK CART



# PIQUE™

- silver powder coat frame with plastic seat and back
- stacks 15 high on the floor or 28 high on a cart
- packed four per carton





## SPECS

MODEL NUMBER	PRODUCT	OVERALL W x D x H	SEAT HEIGHT	SEAT W x D	BACK W x H
4289	STACK CHAIR	20¼ x 19¼ x 32"	17¼"	17¼ x 18¼"	20 x 19½"

## STYLES

4289 SERIES	PLASTIC SEAT
PGSB	

## AESTHETICS

### PLASTIC COLOR



BL BLACK / CI CRIMSON / GS GRASS / LA LAPIS / LT LATTE / PE PEARL / PL PLUM

### METAL FRAME COLOR



SL SILVER

## OPTIONAL ACCESSORIES

4190SL	SLED BASE STACK CART
--------	----------------------

## ORDER INFORMATION

TO ORDER, PLEASE SPECIFY:

<u>4</u>	<u>2</u>	<u>8</u>	<u>9</u>	<u>+</u>	<u>P</u>	<u>G</u>	<u>S</u>	<u>B</u>	<u>+</u>	<u>S</u>	<u>L</u>
MODEL					STYLE					METAL FRAME COLOR	
					PLASTIC COLOR						



# NICHE™

- configurable nesting chair
- steel frame choice of black or silver powder coat finish
- option of upholstered and non-upholstered seat and back
- option of mesh back, arms or right tablet arm with casters



A

B

C

D





## MII™

- comfort flex-back
- seat flips up for compact storage and easy nesting
- integrated spring within the frame allows back to flex for added comfort
- built-in arms
- optional phenolic tablet arm (right arm only) with pencil holder
- silver powder coat frame with 2" casters
- chair back available in black plastic, upholstered pad or mesh
- upholstered seat in choice of fabric grades 1-4 and COM





## SPECS


MODEL NUMBER	PRODUCT	OVERALL W x D x H	SEAT HEIGHT	SEAT W x D	BACK W x H	COM YARDAGE
4281	MESH BACK GUEST CHAIR	22 x 19 x 32½"	18"	18 x 19"	17½ x 13½"	.75 yd.
4281	PLASTIC BACK GUEST CHAIR	22 x 19 x 32½"	18"	18 x 19"	17½ x 11½"	.75 yd.
4281	UPHOLSTERED BACK GUEST CHAIR	22 x 19 x 32½"	18"	18 x 19"	17½ x 11½"	.75 yd.

## STYLES

- 4281 SERIES**
- A** MUWA MESH BACK
  - B** PUWA PLASTIC BACK
  - C** UUWA UPHOLSTERED BACK

## AESTHETICS

### MESH BACK OPTION



BL BLACK / CH CHARCOAL / WE WINE

### GRADE & FABRICS

- 01** GRADE 1 FABRICS ARE AVAILABLE IN FABRIC
- 02** GRADE 2 GRADES 1, 2, 3, 4 AND COM. PLEASE
- 03** GRADE 3 REFER TO PAGES 312-327 FOR FABRIC
- 04** GRADE 4 SELECTION.
- COM** COM

## OPTIONAL ACCESSORIES

- D** RT RIGHT TABLET ARM



## ORDER INFORMATION

TO ORDER, PLEASE SPECIFY:

\_\_\_ + \_\_\_ + \_\_\_ + \_\_\_ + \_\_\_ + \_\_\_  
 MODEL      STYLE      MESH      GRADE      FABRIC      TABLET





## XTC®

- nesting allows for easy workspace setup
- available to ship within 48 hours
- packed two per carton



### SPECS

	MODEL NUMBER	DESCRIPTION	OVERALL W x D x H	SEAT HEIGHT	SEAT W x D	BACK W x H
A	3480BL	PLASTIC SEAT	24 x 21½ x 30¼"	18"	17¾ x 17¾"	19¼ x 8½"
B	3481BL	UPHOLSTERED SEAT, BLACK	24 x 21½ x 30¼"	18"	17¾ x 17¾"	19¼ x 8½"

## MOTO™

- mobile, stackable seating
- allows for quick configuration of seating
- no need for chair cart, just stack-and-roll
- fully upholstered back and seat
- stacks four high
- fully assembled except casters
- packed two per carton



### SPECS

	MODEL NUMBER	COLOR	OVERALL W x D x H	SEAT HEIGHT	SEAT W x D	BACK W x H
	4184BL	BLACK	23½ x 23 x 31¼"	18"	17½ x 17"	18 x 13¾"
C	4184CH	CHARCOAL	23½ x 23 x 31¼"	18"	17½ x 17"	18 x 13¾"



### AESTHETICS

#### FABRIC COLOR



BL BLACK / CH CHARCOAL





## ZIPPI™

- black plastic seat and back accented by four straight legs
- silver powder coat frame
- casters allow for easy mobility
- stacks up to six high
- packed two per carton



### SPECS

MODEL NUMBER	OVERALL W x D x H	SEAT HEIGHT	SEAT W x D	BACK W x H
3385BL	21½ x 18¾ x 33½"	17"	17½ x 18¼"	18¾ x 17¾"

## THRILL™ GUEST CHAIRS

- frameless back provides flexibility
- open design with poly back
- silver frame with straight legs
- black (BL), green (GN) or white (WH) back with black upholstered seat



### SPECS

MODEL NUMBER	COLOR	OVERALL W x D x H
7044BL	BLACK	25 x 23 x 38¼"
7044GN	GREEN	25 x 23 x 38¼"
7044WH	WHITE	25 x 23 x 38¼"

### AESTHETICS

#### PLASTIC COLOR



BL BLACK / GN GREEN / WH WHITE



# SPRY™ GUEST CHAIRS

- chrome frame
- perforated back for enhanced circulation
- set back arms help maximize leg room
- choice of casters or glides
- stacks up to six high





## SPECS

MODEL NUMBER	PRODUCT	OVERALL W x D x H	SEAT HEIGHT	SEAT W x D	BACK W x H	COM YARDAGE
4011	PLASTIC BACK GUEST CHAIR WITH GLIDES	21½ x 20 x 32¼"	17½"	18½ x 18"	16 x 11½"	1 yd.
4011	PLASTIC BACK GUEST CHAIR WITH CASTERS	21½ x 20 x 32¼"	17½"	18½ x 18"	16 x 11½"	1 yd.
4011	UPHOLSTERED BACK GUEST CHAIR WITH GLIDES	21½ x 20 x 32¼"	17½"	18½ x 18"	16 x 11½"	1 yd.
4011	UPHOLSTERED BACK GUEST CHAIR WITH CASTERS	21½ x 20 x 32¼"	17½"	18½ x 18"	16 x 11½"	1 yd.

## STYLES

### 4011 SERIES

- A** **GPWG** PLASTIC BACK GUEST CHAIR WITH GLIDES
- GPWC** PLASTIC BACK GUEST CHAIR WITH CASTERS
- GUGW** UPHOLSTERED BACK GUEST CHAIR WITH GLIDES
- B** **GUWC** UPHOLSTERED BACK GUEST CHAIR WITH CASTERS

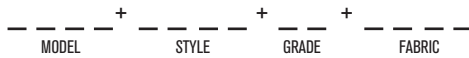
## AESTHETICS

### GRADE & FABRICS

- 01** GRADE 1
  - 02** GRADE 2
  - 03** GRADE 3
  - 04** GRADE 4
  - COM** COM
- FABRICS ARE AVAILABLE IN FABRIC GRADES 1, 2, 3, 4 AND COM. PLEASE REFER TO PAGES 312-327 FOR FABRIC SELECTION.

## ORDER INFORMATION

TO ORDER, PLEASE SPECIFY:



## QUICK SHIP



- available to ship within 48 hours
- black upholstered seat

## SPECS

MODEL NUMBER	DESCRIPTION	COLOR
<b>C</b> 4013BL	GUEST CHAIR	BLACK



# VISIT™

- sturdy elliptical tube frame in chrome or black powder coat finish
- floor glides included
- choice of fabric grades 1-4 and COM
- stacks up to seven high on floor
- packed two per carton





## SPECS

MODEL NUMBER	PRODUCT	OVERALL W x D x H	SEAT HEIGHT	SEAT W x D	BACK W x H	COM YARDAGE
7400	STACK CHAIR, BLACK FRAME	22 x 23½ x 31½"	18"	18 x 15½"	18 x 12½"	1.5 yds.
7400	STACK CHAIR, CHROME FRAME	22 x 23½ x 31½"	18"	18 x 15½"	18 x 12½"	1.5 yds.

## STYLES

### 7400 SERIES

- A** BLFR STACK CHAIR, BLACK FRAME
- B** CRFR STACK CHAIR, CHROME FRAME

## AESTHETICS

### FRAME FINISH



BLACK / CHROME

### GRADE & FABRICS

- 01** GRADE 1 FABRICS ARE AVAILABLE IN FABRIC GRADES 1, 2, 3, 4 AND COM. PLEASE REFER TO PAGES 312-327 FOR FABRIC SELECTION.
- 02** GRADE 2
- 03** GRADE 3
- 04** GRADE 4
- COM** COM

### ARMS

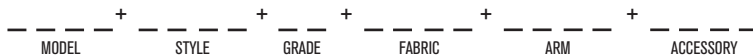
- 7450** NYLON ARM - BLACK
- 0000** NO ARMS REQUIRED

## OPTIONAL ACCESSORIES

- 7452** CHROME GANGING CONNECTOR
- 7453** BLACK GANGING CONNECTOR
- 4188** STACKING CHAIR CART (SUPPORTS UP TO SEVEN CHAIRS)

## ORDER INFORMATION

TO ORDER, PLEASE SPECIFY:



## QUICK SHIP


- available to ship within 48 hours
- four quick ship fabrics

## SPECS

MODEL NUMBER	DESCRIPTION	COLOR
7400BL	CHROME FRAME	BLACK
7400BG	CHROME FRAME	BURGUNDY
7400GR	CHROME FRAME	GRAY
<b>C</b> 7400NV	CHROME FRAME	NAVY
<b>D</b> 7410BL	BLACK FRAME	BLACK
7410BG	BLACK FRAME	BURGUNDY
7410GR	BLACK FRAME	GRAY
7410NV	BLACK FRAME	NAVY

## AESTHETICS

### FABRIC OPTION



BL BLACK / BG BURGUNDY / GR GRAY / NV NAVY



## OPTIONAL ACCESSORIES

- E** 7450 NYLON ARM - BLACK
- 7452 CHROME GANGING CONNECTOR
- 7453 BLACK GANGING CONNECTOR
- 4188 STACKING CHAIR CART (SUPPORTS UP TO SEVEN CHAIRS)



## SY™

- guest chair with sleek design
- curved back and seat
- solid steel rod frame with chrome finish



### SPECS

MODEL NUMBER	COLOR	OVERALL W x D x H	SEAT HEIGHT	SEAT W x D	BACK W x H
3563BL	BLACK	25¼ x 25¼ x 29½"	16"	16 x 25"	16 x 25"
3563BR	BROWN	25¼ x 25¼ x 29½"	16"	16 x 25"	16 x 25"
<b>A</b> 3563RD	RED	25¼ x 25¼ x 29½"	16"	16 x 25"	16 x 25"
3563WH	WHITE	25¼ x 25¼ x 29½"	16"	16 x 25"	16 x 25"

### AESTHETICS

#### LEATHER COLOR



BL BLACK / BR BROWN / RD RED / WH WHITE

## BOSK™ STACK CHAIRS

- beechwood seat and back with chrome steel frame
- stacks up to eight high
- packed two per carton



### SPECS

MODEL NUMBER	COLOR	OVERALL W x D x H
4298BH	BEECH	19½ x 18 x 33½"
4298CY	CHERRY	19½ x 18 x 33½"
<b>B</b> 4298WG	WENGE	19½ x 18 x 33½"

### AESTHETICS

#### WOOD COLOR



BH BEECH / CY CHERRY / WG WENGE



# SAFCO® STACK CHAIRS

- contoured design with generous seat and back for extra comfort
- high impact polypropylene seat and back
- tubular steel frame with black powder coat finish and plastic glides
- optional ganging connector connects four chairs to keep them in the desired arrangement
- light-weight chair, 11 lbs.
- stacks up to 15 high
- packed four per carton



## SPECS

MODEL NUMBER	COLOR	OVERALL W x D x H	SEAT HEIGHT	SEAT W x D	BACK W x H
<b>C</b> 4185BL	BLACK	21¼ x 17¾ x 30½"	18"	18½ x 16¼"	18¼ x 12¾"
4185BU	BLUE	21¼ x 17¾ x 30½"	18"	18½ x 16¼"	18¼ x 12¾"
<b>D</b> 4185BG	BURGUNDY	21¼ x 17¾ x 30½"	18"	18½ x 16¼"	18¼ x 12¾"
<b>E</b> 4185CH	CHARCOAL	21¼ x 17¾ x 30½"	18"	18½ x 16¼"	18¼ x 12¾"

## AESTHETICS

### PLASTIC COLOR



BL BLACK / BU BLUE / BG BURGUNDY / CH CHARCOAL

## OPTIONAL ACCESSORIES

- F** 4188 CHAIR CART
- G** 4189 CHAIR CONNECTOR





# ENTOURAGE™

- use with new Entourage Tables
- constructed of one-piece, solid, molded resin
- curved back for comfort with contoured seat pan
- outdoor rated for UV
- stacks up to eight high
- packed four per carton



## SPECS

MODEL NUMBER	COLOR	OVERALL W x D x H	SEAT HEIGHT	SEAT W x D	BACK W x H
4359GS	GRASS	19½ x 21½ x 30"	18"	18 x 17"	19½ x 12½"
4359GR	GRAY	19½ x 21½ x 30"	18"	18 x 17"	19½ x 12½"
4359WH	WHITE	19½ x 21½ x 30"	18"	18 x 17"	19½ x 12½"

## AESTHETICS

### PLASTIC COLOR



GS GRASS / GR GRAY / WH WHITE



# VUE™

- ergonomic shaping provides comfort and prevents fatigue
- mesh back provides breathability and support
- black powder coat frame with integrated arms
- packed two per carton



## SPECS

MODEL NUMBER	OVERALL W x D x H	SEAT HEIGHT	SEAT W x D	BACK W x H
7092BL	21½ x 21 x 32"	18"	18¾ x 18½"	18 x 14"



# RUNTZ™ BALL CHAIRS

- anti-burst exercise ball
- may help children stay active and support better posture and balance
- pump included



## SPECS

MODEL NUMBER	COLOR	OVERALL DIA x H	SEAT HEIGHT	SEAT DIA
4755BL	LICORICE	22½ x 17"	17"	12"
<b>B</b> 4755GS	SOUR APPLE	22½ x 17"	17"	12"
<b>C</b> 4755PI	BUBBLE GUM	22½ x 17"	17"	12"
<b>D</b> 4756BV	BLACK VINYL	22½ x 17"	17"	12"

## AESTHETICS

### COLOR OPTION



BL LICORICE / GS SOUR APPLE / PI BUBBLE GUM / BV BLACK VINYL



# ZENERGY™

## BALL CHAIRS



- anti-burst 17½" exercise ball covered in mesh or easy-to-clean black vinyl
- fully inflated seat height is 23", height will lower when occupied
- may help support better posture and balance
- four powder coated legs and stationary glides for stability
- pump included





B



C



F



E



D



## SPECS

	MODEL NUMBER	COLOR	OVERALL DIA x H	SEAT HEIGHT	SEAT DIA
A	4750BL	BLACK	22½ x 23"	23"	17½"
B	4750CI	CRIMSON	22½ x 23"	23"	17½"
C	4750GS	GRASS	22½ x 23"	23"	17½"
D	4750GR	GRAY	22½ x 23"	23"	17½"
E	4750PI	PINK	22½ x 23"	23"	17½"
F	4751BV	BLACK VINYL	22½ x 23"	23"	17½"

## AESTHETICS

### COLOR OPTION



BL BLACK / CI CRIMSON / GS GRASS / GR GRAY / PI PINK / BV BLACK VINYL

Zenergy is designed by Thomas Walser.

# TBD™

- create a custom chair
- select from multiple back options, four mechanism options, three arm styles, four caster styles and black or aluminum base
- optional headrest
- choice of fabric grades 1-4 or COM



TBD ADJUSTMENT OPTIONS



## SPECS

MODEL NUMBER	PRODUCT	OVERALL W x D x H	SEAT HEIGHT	SEAT W x D	BACK W x H	COM YARDAGE
4018	HIGH BACK TASK CHAIR	25½ x 25¼ x 40½-45"	18-23"	18 x 18"	18 x 21"	1.5 yds.
4018	MID BACK TASK CHAIR	25½ x 25¼ x 34-39"	18-23"	18 x 18"	18 x 16½"	1 yd.

## STYLES

### 4018 SERIES (BACK SELECTION)

- A** HBFX HIGH BACK, FIXED
- HBRT HIGH BACK, RATCHET
- B** MBFX MID BACK, FIXED
- MBRT MID BACK, RATCHET
- C** EXFX MID BACK, EXTENDED-HEIGHT
- EXRT MID BACK, EXTENDED-HEIGHT RATCHET

## AESTHETICS

### HEADREST

HR HEADREST

### GRADE & FABRICS

01	GRADE 1	FABRICS ARE AVAILABLE IN FABRIC
02	GRADE 2	GRADES 1, 2, 3, 4 AND COM. PLEASE REFER
03	GRADE 3	TO PAGES 312-327 FOR FABRIC SELECTION.
04	GRADE 4	
COM	COM	

### ARMS

FX	FIXED
TA	T-PAD
TW	T-PAD WIDTH ADJUSTABLE

### MECHANISMS

SY	SYNCHRO
SS	SYNCHRO WITH SLIDE
MF	MULTIFUNCTION (ONLY MECHANISM AVAILABLE FOR EXFX)
SU	SUPER SYNCHRO WITH SLIDE

### BASE

BL	BLACK
AL	ALUMINUM

### CASTERS

ST	STANDARD
OW	OPEN WHEEL
HF	HARD FLOOR
GL	GLIDES

## ORDER INFORMATION

TO ORDER, PLEASE SPECIFY:

\_\_\_\_\_ + \_\_\_\_\_ + \_\_\_\_\_ + \_\_\_\_\_ + \_\_\_\_\_ + \_\_\_\_\_ + \_\_\_\_\_ + \_\_\_\_\_ + \_\_\_\_\_  
 MODEL                      STYLE                      HEADREST                      GRADE                      FABRIC                      ARMS                      MECH                      BASE                      CASTERS

# VOICE™

- choice of mesh, upholstered or plastic back with mesh, upholstered or leather seat
- five mechanism choices to suit users comfort needs
- add optional headrest in mesh or upholstery
- choice of fabric grades 1-4 or COM



## VOICE ADJUSTMENT OPTIONS



## SPECS

MODEL NUMBER	PRODUCT	OVERALL W x D x H	SEAT HEIGHT	SEAT W x D	BACK W x H	COM YARDAGE
4019	HIGH BACK WITH HEADREST	26 x 26 x 47½-51½"	18-22"	18 x 19"	19½ x 28½"	.75 yd. (seat only), 1.5 yds. (seat and back)
4019	HIGH BACK	26 x 26 x 41½-44½"	18-22"	18 x 19"	19½ x 23"	

## STYLES

### 4019 SERIES (BACK SELECTION)

- A** HBPB PLASTIC BACK
- B** **C** HBUB UPHOLSTERED BACK
- HBMB MESH BACK, BLACK

## AESTHETICS

### HEADREST

- HM MESH HEADREST
- HU UPHOLSTERED HEADREST

### SEAT

- LS LEATHER SEAT, BLACK
- MS MESH SEAT, BLACK
- US UPHOLSTERED SEAT

### BACK PLASTIC



BL BLACK / CH CHARCOAL /  
LT LATTE / WH WHITE

### GRADE & FABRICS

- 01 GRADE 1
- 02 GRADE 2
- 03 GRADE 3
- 04 GRADE 4
- COM COM

FABRICS ARE AVAILABLE IN  
FABRIC GRADES 1, 2, 3, 4 AND  
COM. PLEASE REFER TO PAGES  
312-327 FOR FABRIC SELECTION.

### ARMS

- LA LOOP  
(NOT AVAILABLE WITH MESH SEAT)
- TA T-PAD
- TW T-PAD WIDTH ADJUSTABLE  
(NOT AVAILABLE WITH MESH SEAT)
- BA BREAKAWAY

### MECHANISMS

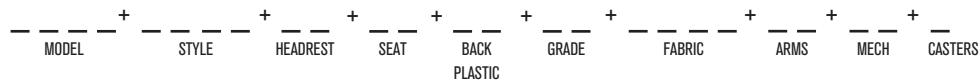
- SI SIMPLE
- SY SYNCHRO (ONLY MECHANISM  
AVAILABLE FOR MESH SEAT)
- SS SYNCHRO WITH SLIDE
- MI MULTIFUNCTION
- MS MULTIFUNCTION WITH SLIDE

### CASTERS

- ST STANDARD
- OW OPEN WHEEL
- HF HARD FLOOR
- GL GLIDES

## ORDER INFORMATION

TO ORDER, PLEASE SPECIFY:



## QUICK SHIP

- available to ship within 48 hours
- options:
  - plastic back available in black (BL), latte (LT) or charcoal (CH) and black upholstered seat
  - mesh back (black) and upholstered black seat

## SPECS

MODEL NUMBER	DESCRIPTION	COLOR
5085BL	PLASTIC BACK/UPHOLSTERED SEAT	BLACK
5085CH	PLASTIC BACK/UPHOLSTERED SEAT	CHARCOAL
5085LT	PLASTIC BACK/UPHOLSTERED SEAT	LATTE
5086BL	MESH BACK/UPHOLSTERED SEAT	BLACK

## AESTHETICS

### PLASTIC OPTION



BL BLACK / CH CHARCOAL / LT LATTE



# MOXY™

- available in high back, mid back and guest
- mid back is only available with knit mesh or upholstered back
- features include adjustable lumbar, optional arms and headrest
- choice of fabric grades 1-4 or COM





## MOXY ADJUSTMENT OPTIONS



## SPECS

MODEL NUMBER	PRODUCT	OVERALL HEIGHT RANGE	SEAT HEIGHT	SEAT W x D	BACK W x H	COM YARDAGE
7000	HIGH BACK WITH HEADREST	44½-50"	17½-21"	20 x 21"	18¾ x 22"	1 yd. (seat only), 1.75 yds. (seat & back)
7000	HIGH BACK	44½-45"	17½-21"	20 x 21"	18¾ x 22"	
7000	MID BACK	36½-40½"	17½-21"	20 x 21"	18¾ x 18½"	
7001	GUEST	-	17½"	20 x 21"	18¾ x 18½"	1.5 yds.

## STYLES

### 7000 SERIES

- A** HBRH HIGH BACK TASK CHAIR WITH HEADREST
- B** HBMR HIGH BACK TASK CHAIR
- C** MBMR MID BACK TASK CHAIR

### 7001 SERIES

- D** MBGU MID BACK GUEST

## AESTHETICS

### HEADREST

- HM** MESH HEADREST (BLACK)
- HU** UPHOLSTERED HEADREST
- HL** LEATHER HEADREST (BLACK)

### BACK

- MB** MESH BACK
- UB** UPHOLSTERED BACK
- LB** LEATHER BACK (HIGH BACK ONLY)

### SEAT

- US** UPHOLSTERED SEAT
- LS** LEATHER SEAT (TASK CHAIR ONLY)

### GRADE & FABRICS

- 01** GRADE 1 FABRICS ARE AVAILABLE IN FABRIC GRADES
- 02** GRADE 2 1, 2, 3, 4 AND COM. PLEASE REFER TO
- 03** GRADE 3 PAGES 312-327 FOR FABRIC SELECTION.
- 04** GRADE 4
- COM** COM

### ARMS

- FX** FIXED T-PAD
- TA** HEIGHT-ADJUSTABLE T-PAD

### MECHANISMS

- SY** SYNCHRO (MID BACK ONLY)
- DS** DELUXE SYNCHRO (HIGH BACK ONLY)

### BASE

- BL** BLACK
- CR** CHROME

### CASTERS

- ST** STANDARD CARPET
- OW** OPEN WHEEL
- HF** HARD FLOOR

## ORDER INFORMATION

TO ORDER, PLEASE SPECIFY:

7 0 0 0 + \_\_\_\_\_ + \_\_\_\_\_ + \_\_\_\_\_ + \_\_\_\_\_ + \_\_\_\_\_ + \_\_\_\_\_ + \_\_\_\_\_ + \_\_\_\_\_ + \_\_\_\_\_  
 MODEL STYLE HEADREST BACK SEAT FABRIC ARMS MECH BASE CASTERS

7 0 0 1 + M B G U + \_\_\_\_\_ + \_\_\_\_\_ + \_\_\_\_\_  
 MODEL STYLE BACK GRADE FABRIC



IMAGE FEATURES XPRESSIONS™ DESK (PG. 118), LED LIGHTING (PG. 194) & SPLASH™ MULTI-COLORED WOOD DESK SET (PG. 172).

# FLAUNT™

- stitched accent on the seat and back
- chrome metal accents
- fabric arms match the chair
- manager chair is height-adjustable with swivel-tilt mechanism
- three leather and one microfiber option



## SPECS

MODEL NUMBER	PRODUCT	COLOR	W x D x H	SEAT HEIGHT	SEAT W x D	BACK W x H
<b>A</b> 3456BL	MANAGER CHAIR	BLACK	25 x 25 x 37-40"	18-21"	18 x 17"	18 x 20"
3456RD	MANAGER CHAIR	RED	25 x 25 x 37-40"	18-21"	18 x 17"	18 x 20"
3456WH	MANAGER CHAIR	WHITE	25 x 25 x 37-40"	18-21"	18 x 17"	18 x 20"
<b>B</b> 3456CM	MANAGER CHAIR	CAMEL	25 x 25 x 37-40"	18-21"	18 x 17"	18 x 20"
<b>C</b> 3457BL	GUEST CHAIR	BLACK	21½ x 23 x 31¼"	18"	18 x 17"	18 x 15½"
3457RD	GUEST CHAIR	RED	21½ x 23 x 31¼"	18"	18 x 17"	18 x 15½"
3457WH	GUEST CHAIR	WHITE	21½ x 23 x 31¼"	18"	18 x 17"	18 x 15½"
3457CM	GUEST CHAIR	CAMEL	21½ x 23 x 31¼"	18"	18 x 17"	18 x 15½"

## AESTHETICS

### LEATHER COLOR



BL BLACK / RD RED / WH WHITE

### MICROFIBER COLOR



CM CAMEL





# POISE®

- deep contours provide maximum comfort
- four inch thick padded seat and back
- integrated loop arms
- 26" diameter base



### POISE HIGH BACK CHAIR ADJUSTMENTS




## SPECS

MODEL NUMBER	PRODUCT	COLOR	OVERALL HEIGHT RANGE	SEAT HEIGHT	SEAT W x D	BACK W x H
6300BL	HIGH BACK	BLACK	41-46"	17-22"	21 x 20"	22½ x 25"
6300BU	HIGH BACK	BLUE	41-46"	17-22"	21 x 20"	22½ x 25"
6300BG	HIGH BACK	BURGUNDY	41-46"	17-22"	21 x 20"	22½ x 25"
6301BL	MID BACK	BLACK	37-42"	17-22"	21 x 18½"	22½ x 21"
6301BU	MID BACK	BLUE	37-42"	17-22"	21 x 18½"	22½ x 21"
6301BG	MID BACK	BURGUNDY	37-42"	17-22"	21 x 18½"	22½ x 21"



## AESTHETICS

### FABRIC COLOR



BL BLACK / BU BLUE / BG BURGUNDY



# SERENITY™

- cushioned seat and back, upholstered in black leather
- integrated loop arms
- base with 26" diameter



## SPECS

MODEL NUMBER	PRODUCT	FINISHED PRODUCT DIMENSIONS	SEAT HEIGHT	SEAT W x D	BACK W x H
3470BL	HIGH BACK	26 x 44-48"	17-21"	21 x 19½"	21 x 30"
3473BL	GUEST	24½ x 26 x 38"	17"	21 x 19½"	21 x 22½"



# PRIYA™

- high or mid back
- high back includes cushioned pillow top
- integrated nylon loop arms
- swivel tilt mechanism with tilt lock and tilt tension
- leather seat and back



## SPECS

MODEL NUMBER	PRODUCT	OVERALL W x D x H	SEAT HEIGHT	SEAT W x D	BACK W x H
<b>E</b> 5075BL	HIGH BACK	26 x 26 x 48½"	17½-21"	19½ x 19"	19 x 28½"
<b>F</b> 5076BL	MID BACK	22 x 21¼ x 39"	17-20½"	19½ x 19"	19 x 18½"



# TUVI™

- European style chair
- available in high or mid back
- synchro mechanism with tilt tension and tilt lock and height-adjustable arms
- designed with bonded leather



## SPECS

MODEL NUMBER	PRODUCT	OVERALL W x D x H	SEAT HEIGHT	SEAT W x D	BACK W x H
<b>G</b> 5070BL	HIGH BACK	26 x 26 x 48½"	17½-21½"	20 x 20"	18½ x 27½"
5071BL	MID BACK	26 x 26 x 43"	17½-21½"	20 x 20"	18½ x 22"





# SOL™

- uses various components made from recycled materials
- designed with steel frame with sleek metal accents
- features synchro-tilt mechanism with locking positions and tilt tension control
- optional height-adjustable t-pad arms



## SPECS

MODEL NUMBER	COLOR	OVERALL HEIGHT RANGE	SEAT HEIGHT	SEAT W x D	BACK W x H
7065BL	BLACK	38-41"	17½-20½"	19 x 19"	18½ x 21"
<b>A</b> 7065GR	GRAY	38-41"	17½-20½"	19 x 19"	18½ x 21"
7065BV	BLACK VINYL	38-41"	17½-20½"	19 x 19"	18½ x 21"
<b>B</b> 7065BR	BROWN VINYL	38-41"	17½-20½"	19 x 19"	18½ x 21"


## AESTHETICS

### FABRIC COLOR



BL BLACK / GR GRAY

### VINYL COLOR



BV BLACK VINYL / BR BROWN VINYL

## OPTIONAL ACCESSORIES

**C** 7064BL T-PAD ARM KIT



# ADATTI™

- flexibly moves with user for comfort and support
- poly back, with black fabric seat, frame and nylon base
- height-adjustable arms pivot in and out, arm pads are depth adjustable
- synchro tilt mechanism with tilt lock and tilt tension

NEW



## SPECS

MODEL NUMBER	COLOR	OVERALL W x D x H	SEAT HEIGHT	SEAT W x D	BACK W x H
<b>D</b> 7063BL	BLACK	25½ x 24½ x 38½-41"	17-20"	20 x 18½"	19¾ x 21¼"
7063GN	GREEN	25½ x 24½ x 38½-41"	17-20"	20 x 18½"	19¾ x 21¼"
7063WH	WHITE	25½ x 24½ x 38½-41"	17-20"	20 x 18½"	19¾ x 21¼"

## AESTHETICS

### PLASTIC COLOR



BL BLACK / GN GREEN / WH WHITE

## MEZZO™

- economical task chair without compromising function
- mesh back for breathability and upholstered seat
- pneumatic seat height adjustment, swivel tilt with tilt tension and tilt lock
- adjustable t-pad arms and adjustable lumbar



### SPECS

MODEL NUMBER	OVERALL HEIGHT RANGE	SEAT HEIGHT	SEAT W x D	BACK W x H
7195BL	34½-38"	16-19½"	18½ x 18½"	17½ x 18½"



## RAE™

- height-adjustable, ratcheting back
- ergonomic synchro mechanism with seat slide
- features t-pad height and width adjustable arms



### SPECS

MODEL NUMBER	COLOR	OVERALL HEIGHT RANGE	SEAT HEIGHT	SEAT W x D	BACK W x H
7205BL	BLACK	38-41"	16-19"	19½ x 18½"	20 x 19"
7205BU	BLUE	38-41"	16-19"	19½ x 18½"	20 x 19"
7205CH	CHARCOAL	38-41"	16-19"	19½ x 18½"	20 x 19"

E

### AESTHETICS

#### FABRIC COLOR



BL BLACK / BU BLUE / CH CHARCOAL



E





## TEZ™

- foam lined with mesh back upholstery
- choice of t-pad or loop arms
- heavy-duty steel frame with 26" dia. base
- optional articulating headrest
- height-adjustable
- synchro-tilt mechanism with four locking positions
- available in four mesh back colors
- black fabric or black leather seat with coordinating headrest





## STYLES

### 7030 SERIES

- HRFS** HIGH BACK WITH HEADREST, FABRIC SEAT
- HRLS** HIGH BACK WITH HEADREST, LEATHER SEAT
- HBFS** HIGH BACK, FABRIC SEAT
- HBLS** HIGH BACK, LEATHER SEAT


A  
B  
C

## SPECS

MODEL NUMBER	PRODUCT	OVERALL W x D x H	SEAT HEIGHT	SEAT W x D	BACK W x H
7030	HIGH BACK WITH HEADREST	25½ x 25½ x 44-47½"	15½-19"	19¼ x 18½"	17½ x 21"
7030	HIGH BACK	25½ x 25½ x 37-40½"	15½-19"	19¼ x 18½"	17½ x 21"

## AESTHETICS

### MESH COLOR



BL BLACK / CO CALYPSO / TA TABASCO / WA WASABI

### SEAT FABRIC



BL BLACK FABRIC / BV BLACK LEATHER

## OPTIONAL ACCESSORIES

- LA LOOP ARM KIT
- TA T-PAD ARM KIT
- 0000 NO ARMS

## ORDER INFORMATION

TO ORDER, PLEASE SPECIFY:



## QUICK SHIP

- available to ship in 48 hours
- black (BL), calypso (CO), tabasco (TA) or wasabi (WA)

## SPECS

MODEL NUMBER	DESCRIPTION	COLOR
7030BL	HIGH BACK WITH HEADREST	BLACK
7030CO	HIGH BACK WITH HEADREST	CALYPSO
7030TA	HIGH BACK WITH HEADREST	TABASCO
7030WA	HIGH BACK WITH HEADREST	WASABI
7031BL	HIGH BACK	BLACK
7031CO	HIGH BACK	CALYPSO
7031TA	HIGH BACK	TABASCO
7031WA	HIGH BACK	WASABI

D

## AESTHETICS

### MESH COLOR



BL BLACK / CO CALYPSO / TA TABASCO / WA WASABI



# CAVA® URTH™

- multiple components made from recycled and recyclable materials
- seat and back manufactured from 100% recycled post-consumer and post-industrial materials
- over 99% recyclable by weight
- choice of fabric grades 1-4 or COM



## CAVA URTH HIGH BACK TASK CHAIR ADJUSTMENTS



## STYLES

- 7045 SERIES** HIGH BACK TASK CHAIR
- 7046 SERIES** STRAIGHT LEG GUEST CHAIR
- 7047 SERIES** SLED BASE GUEST CHAIR

## SPECS

MODEL NUMBER	OVERALL W x D x H	SEAT HEIGHT	SEAT W x D	BACK W x H	COM YARDAGE
7045	24 dia. x 35½-39½"	16-21"	20 x 18"	20 x 19"	1.25 yds.
7046	22½ x 24 x 32½"	18½"	20 x 18"	20 x 14"	1 yd.
7047	22½ x 24 x 32½"	18½"	20 x 18"	20 x 14"	1 yd.

## AESTHETICS

### GRADE & FABRICS

01	GRADE 1	FABRICS ARE AVAILABLE IN FABRIC GRADES
02	GRADE 2	1, 2, 3, 4 AND COM. PLEASE REFER TO
03	GRADE 3	PAGES 312-327 FOR FABRIC SELECTION.
04	GRADE 4	
COM	COM	

## ORDER INFORMATION

TO ORDER, PLEASE SPECIFY:



## QUICK SHIP


- available to ship in 48 hours
- black (BL), brown (BR), burgundy (BG), gray (GR) or green (GN) in 100% recycled fabric or PVC easy to clean black vinyl (BV)

## SPECS

MODEL NUMBER	DESCRIPTION	COLOR	MODEL NUMBER	DESCRIPTION	COLOR	MODEL NUMBER	DESCRIPTION	COLOR
7045BL	HIGH BACK TASK	BLACK	7046BL	STRAIGHT LEG GUEST	BLACK	7047BL	SLED BASE GUEST	BLACK
7045BR	HIGH BACK TASK	BROWN	7046BR	STRAIGHT LEG GUEST	BROWN	7047BR	SLED BASE GUEST	BROWN
7045BG	HIGH BACK TASK	BURGUNDY	7046BG	STRAIGHT LEG GUEST	BURGUNDY	7047BG	SLED BASE GUEST	BURGUNDY
7045GR	HIGH BACK TASK	GRAY	7046GR	STRAIGHT LEG GUEST	GRAY	7047GR	SLED BASE GUEST	GRAY
7045GN	HIGH BACK TASK	GREEN	7046GN	STRAIGHT LEG GUEST	GREEN	7047GN	SLED BASE GUEST	GREEN
7045BV	HIGH BACK TASK	BLACK VINYL	7046BV	STRAIGHT LEG GUEST	BLACK VINYL	7047BV	SLED BASE GUEST	BLACK VINYL

## AESTHETICS

### FABRIC COLOR



BL BLACK / BR BROWN / BG BURGUNDY / GR GRAY / GN GREEN / BV BLACK VINYL



# UBER™

- high back or mid back task and guest chair
- rated up to 500 lbs.
- easy-to-clean black vinyl (BV), black (BL), blue (BU), burgundy (BG) and gray (GR)



## SPECS

	MODEL NUMBER	PRODUCT	COLOR	SEAT HEIGHT	SEAT W x D	BACK W x H
A	3490BV	HIGH BACK	BLACK VINYL	19½-23½"	22¼ x 20¾"	23 x 23"
	3490BL	HIGH BACK	BLACK	19½-23½"	22¼ x 20¾"	23 x 23"
	3490BU	HIGH BACK	BLUE	19½-23½"	22¼ x 20¾"	23 x 23"
	3490BG	HIGH BACK	BURGUNDY	19½-23½"	22¼ x 20¾"	23 x 23"
	3490GR	HIGH BACK	GRAY	19½-23½"	22¼ x 20¾"	23 x 23"
B	3491BV	MID BACK	BLACK VINYL	18½-22½"	22½ x 20¾"	23 x 19¾"
	3491BL	MID BACK	BLACK	18½-22½"	22½ x 20¾"	23 x 19¾"
	3491BU	MID BACK	BLUE	18½-22½"	22½ x 20¾"	23 x 19¾"
	3491BG	MID BACK	BURGUNDY	18½-22½"	22½ x 20¾"	23 x 19¾"
	3491GR	MID BACK	GRAY	18½-22½"	22½ x 20¾"	23 x 19¾"
C	3492BV	GUEST	BLACK VINYL	19½"	23 x 20½"	22½ x 19½"
	3492BL	GUEST	BLACK	19½"	23 x 20½"	22½ x 19½"



## AESTHETICS

### FABRIC COLOR



BL BLACK / BU BLUE / BG BURGUNDY / GR GRAY

### VINYL COLOR



BV BLACK VINYL

## OPTIONAL ACCESSORIES

- D 3496BL T-PAD ARMS
- E 3498BL FIXED ARMS
- 3489NC SHORT CYLINDER (SEAT HEIGHT 17-21")







## OPTIMUS™

- big & tall chair
- reinforced mechanism for proper support
- back height adjustment, back tilt, tilt lock, tilt tension and optional height and width adjustable t-pad arms
- rated up to 400 lbs.



### SPECS

MODEL NUMBER	COLOR	OVERALL HEIGHT RANGE	SEAT HEIGHT	SEAT W x D	BACK W x H
3590BL	BLACK	42½-45½"	19-22"	23 x 22"	22 x 25"
3590BU	BLUE	42½-45½"	19-22"	23 x 22"	22 x 25"
3590BG	BURGUNDY	42½-45½"	19-22"	23 x 22"	22 x 25"
3590GR	GRAY	42½-45½"	19-22"	23 x 22"	22 x 25"
3592BL	BLACK VINYL	42½-45½"	19-22"	23 x 22"	22 x 25"



### AESTHETICS

#### FABRIC COLOR



BL BLACK / BU BLUE / BG BURGUNDY / GR GRAY

#### VINYL COLOR



BL BLACK

### OPTIONAL ACCESSORIES

H 3591BL ARM KIT





# SERENITY™

- big & tall leather chair
- features swivel seat with pneumatic height adjustment, tilt lock and tilt tension
- oversized five-star base
- rated up to 500 lbs.



## SPECS

	MODEL NUMBER	PRODUCT	OVERALL W x D x H	SEAT HEIGHT	SEAT W x D	BACK W x H
A	3500BL	HIGH BACK	26 x 26 x 48½"	19¼-22½"	21½ x 22"	22 x 26"
B	3501BL	MID BACK	26 x 26 x 45½"	19¼-22½"	21½ x 22"	22 x 23"





# VUE™

- mesh back with ample support and ergonomic shaping
- back height adjustment
- breathable mesh to help keep users cool
- optional t-pad height and width adjustable arms
- reinforced mechanism with back tilt
- rated up to 500 lbs.



## SPECS

	MODEL NUMBER	COLOR	HEIGHT RANGE	SEAT HEIGHT	SEAT W x D	BACK W x H
<b>C</b>	3397BL	BLACK	35½-38"	18½-21"	20½ x 20"	18¾ x 18"
<b>D</b>	3397BV	BLACK VINYL	35½-38"	18½-21"	20½ x 20"	18¾ x 18"

## AESTHETICS

### SEAT FABRIC



BL BLACK / BV BLACK VINYL

## OPTIONAL ACCESSORIES

- E** 3399BL ADJUSTABLE-HEIGHT/WIDTH T-PAD ARM KIT





# ALDAY™

- intensive-use task chair
- supportive cushioning in the seat and back deliver ergonomic shaping
- available with height and width adjustable t-pad arms
- plastic ergo core back and reinforced mechanism with back tilt
- rated up to 500 lbs. and 24/7 use
- black fabric (BL) and easy-to-clean black vinyl (BV)



## SPECS

MODEL NUMBER	COLOR	OVERALL HEIGHT RANGE	SEAT HEIGHT	SEAT W x D	BACK W x H
<b>A</b> 3391BL	BLACK	35½-38"	17½-20"	20½ x 20"	18¾ x 18"
3391BV	BLACK VINYL	35½-38"	17½-20"	20½ x 20"	18¾ x 18"

## AESTHETICS

## OPTIONAL ACCESSORIES

FABRIC COLOR

**B** 3399BL

ADJUSTABLE-HEIGHT/WIDTH T-PAD ARM KIT



BL BLACK / BV BLACK VINYL



# TRENTON

- economical extended-height chair
- contoured waterfall seat and spring action back
- multiple adjustments with 25" diameter five-star base



## SPECS

MODEL NUMBER	COLOR	OVERALL HEIGHT RANGE	SEAT HEIGHT	SEAT W x D	BACK W x H
3420BL	BLACK	41-51"	23-33"	19½ x 16"	16 x 14"

## OPTIONAL ACCESSORIES

<b>B</b> 3497	LOOP ARMS
3499	T-PAD ARMS
5183	2' NYLON GLIDES

# APPRENTICE II

- ergonomically supportive adjustable-height back
- extended-height model features built-in lumbar support
- mechanism provides pneumatic seat height adjustments
- waterfall edge to help support better circulation
- black fabric (BL) and easy-to-clean black vinyl (BV)



## SPECS

	MODEL NUMBER	COLOR	OVERALL HEIGHT RANGE	SEAT HEIGHT	SEAT W x D	BACK W x H
<b>C</b>	7083BL	BLACK	44½-54"	22-32"	20½ x 19"	18½ x 19"
<b>D</b>	7084BV	BLACK VINYL	44½-54"	22-32"	20½ x 19"	18½ x 19"

## AESTHETICS

### FABRIC COLOR



BL BLACK / BV BLACK VINYL

## OPTIONAL ACCESSORIES

<b>E</b>	6689BL	ADJUSTABLE T-PAD ARMS
	6678	HARD FLOOR CASTERS
	5183	2" NYLON GLIDES



# ECONOMY

- economical drafting height chair
- features one-touch, pneumatic seat height control
- deep, comfortable seat cushion
- manual height and depth adjustments
- five-star nylon-reinforced base adds strength and durability and comes with dual-hooded casters
- chrome-plated adjustable footring
- some assembly required



## SPECS

	MODEL NUMBER	COLOR	OVERALL HEIGHT RANGE	SEAT HEIGHT	SEAT W x D	BACK W x H
	3390BL	BLACK	36-46"	23-33"	18¾ x 16½"	16 x 9½"

## OPTIONAL ACCESSORIES

5183	2" NYLON GLIDES
------	-----------------





# PRECISION

- economical drafting height chair with durable upholstery
- one-touch, pneumatic seat height control, manual back height and depth adjustment and 4" deep seat cushion
- five-star, 25" base features dual hooded casters
- some assembly required



## SPECS

MODEL NUMBER	DESCRIPTION	COLOR	OVERALL HEIGHT RANGE	SEAT HEIGHT	SEAT W x D	BACK W x H
3401BL	ADJUSTABLE FOOTRING	BLACK	42-54"	23-33"	17¼ x 16"	16¼ x 14"
3401DG	ADJUSTABLE FOOTRING	DARK GRAY	42-54"	23-33"	17¼ x 16"	16¼ x 14"
3406BL	ADJUSTABLE FOOTRING	BLACK VINYL	42-54"	23-33"	17¼ x 16"	16¼ x 14"
3380BL	DESK-HEIGHT	BLACK	28¾-33¾"	17-22"	17¼ x 16"	16¼ x 14"

## AESTHETICS

### FABRIC COLOR



BL BLACK / DG DARK GRAY

### VINYL COLOR



BL BLACK VINYL

## OPTIONAL ACCESSORIES

- 5137 2½" STEEL GLIDES
- 5138 2" NYLON GLIDES



IMAGE FEATURES XPRESSIONS™ GLASS TOP DRAFTING TABLE (PG. 308) & VUE™ MESH CHAIR (PG. 34).



## METRO™

- form fitting contoured back and thickly cushioned seat and back
- optional adjustable arm set offering 3" height adjustment range
- aluminum 26" diameter, five-star base with chrome finish
- two-tone dual wheel carpet casters



### SPECS

MODEL NUMBER	COLOR	OVERALL HEIGHT RANGE	SEAT HEIGHT	SEAT W x D	BACK W x H
3442BL	BLACK	39-49"	23-33"	18¼ x 17"	7½ x 16"
3442GR	GRAY	39-49"	23-33"	18¼ x 17"	7½ x 16"

### AESTHETICS

### OPTIONAL ACCESSORIES

#### FABRIC COLOR



BL BLACK / GR GRAY

3495BL ARM KIT



## TRUE COMFORT™ GEL

- resilient gel-filled cells that respond to the body's contour and shape
- manufacturing process captures gel-filled cells between tough poly surface skin and thick foam under layer
- comes with lifetime guarantee on pneumatic cylinders
- some assembly required



### SPECS

MODEL NUMBER	COLOR	OVERALL HEIGHT RANGE	SEAT HEIGHT	SEAT W x D	BACK W x H
6748BL	BLACK	42½-52½"	22-30"	20 x 19"	17 x 17"



TRUE COMFORT™ GEL: THE SECRET TO TRUE COMFORT IS THE GEL, A TECHNOLOGICALLY ADVANCED MATERIAL DESIGNED TO DISPERSE WEIGHT EVENLY AND MAINTAIN ELASTIC AND MECHANICAL PROPERTIES OVER TIME. THIS INNOVATIVE CUSHION MATERIAL PROVIDES ERGONOMIC COMFORT THROUGH BODY PRESSURE DISTRIBUTION.





# VUE™ HEAVY-DUTY STOOL

- extended-height stool
- breathable mesh back with ample support and ergonomic shaping
- reinforced mechanism with back tilt
- back height adjustment, height-adjustable footring and optional t-pad height and width adjustable arms
- rated up to 350 lbs. and 24/7 use
- black fabric (BL) and easy-to-clean black vinyl (BV)



## SPECS

MODEL NUMBER	COLOR	OVERALL HEIGHT RANGE	SEAT HEIGHT	SEAT W x D	BACK W x H
3394BL	BLACK	39½-49½"	23-32½"	20½ x 20"	18¾ x 18"
3394BV	BLACK VINYL	39½-49½"	23-32½"	20½ x 20"	18¾ x 18"

## AESTHETICS

SEAT FABRIC



BL BLACK / BL BLACK VINYL

## OPTIONAL ACCESSORIES

3399BL ARMS

# VUE™ MESH

- ergonomic, height-adjustable seat that may help prevent fatigue
- optional loop arms
- swivel tilt mechanism, tilt tension knob and tilt lock, pneumatic seat height adjustment, 360° swivel and adjustable footring
- wide 25" diameter black steel base
- rated up to 250 lbs.
- breathable mesh
- black mesh on back and black fabric or easy-to-clean black vinyl on seat




## SPECS

MODEL NUMBER	COLOR	OVERALL HEIGHT RANGE	SEAT HEIGHT	SEAT W x D	BACK W x H
3395BL	BLACK	39½-49½"	23-33"	18 x 17½"	17 x 15½"
3395BV	BLACK VINYL	39½-49½"	23-33"	18 x 17½"	17 x 15½"

## AESTHETICS

SEAT FABRIC



BL BLACK / BL BLACK VINYL

## OPTIONAL ACCESSORIES

3396BL LOOP ARMS



## ZIPPI™

- plastic extended-height chair
- adjustable chrome foot ring and swivel-tilt mechanism with tilt tension and tilt lock
- black plastic seat and back accented with black powder coat frame



### SPECS

MODEL NUMBER	COLOR	OVERALL W x D x H	SEAT HEIGHT	SEAT W x D	BACK W x H
3386BL	BLACK	25 x 25 x 41½-52½"	25-36"	18¼ x 17½"	18¼ x 17¼"



## SITSTAR™

- supportive seating that may help reduce the need to shift positions due to repetitious movement
- minimizes shifting positions
- may help to reduce end of day discomfort
- available with optional back pad



### SPECS

MODEL NUMBER	DESCRIPTION	COLOR	OVERALL HEIGHT RANGE	SEAT HEIGHT	SEAT W x D
6660BL	STOOL	BLACK	22-32"	22-32"	19 x 14"
6660BU	STOOL	BLUE	22-32"	22-32"	19 x 14"
6661BL	STOOL WITH BACK PAD	BLACK	39-49"	22-32"	19 x 14"
6661BU	STOOL WITH BACK PAD	BLUE	39-49"	22-32"	19 x 14"

### AESTHETICS

#### COLOR OPTION

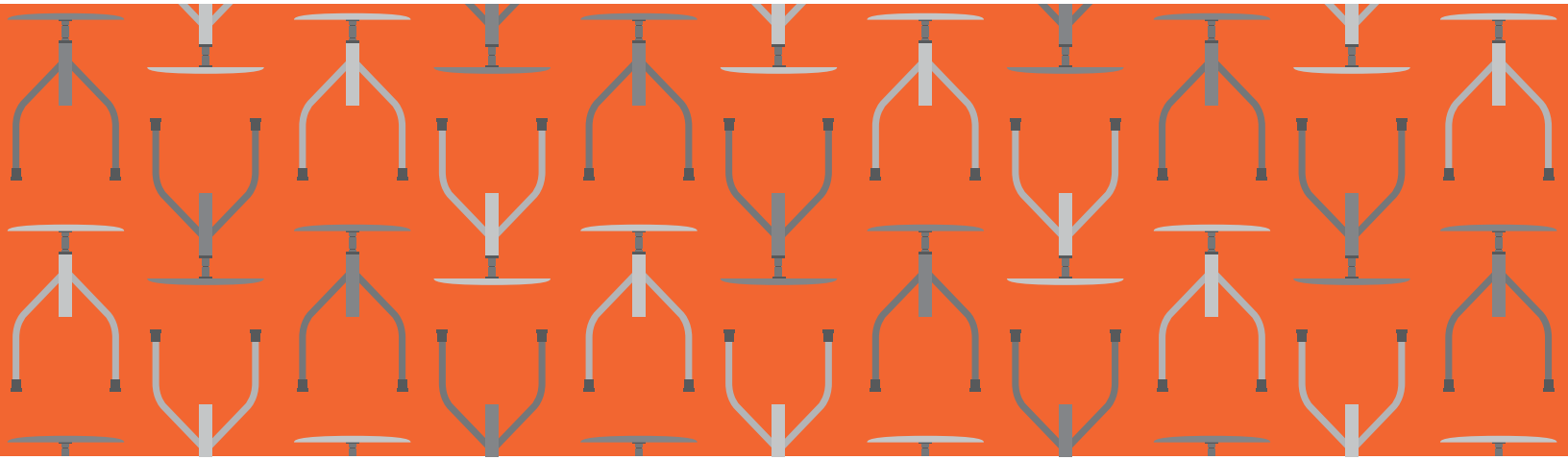


BL BLACK / BU BLUE





# D I E S E L



- ideally suited for workbench and work table use in the industrial, institutional and educational industries
- recycled leather padded steel back, steel frame and pewter finish
- steel screw lift manually adjusts the recycled leather padded seat
- durable rubber feet protect floors





## SPECS

	MODEL NUMBER	DESCRIPTION	OVERALL W x D x H	SEAT HEIGHT	SEAT DIA	BACK W x H
A	6664	HIGH BASE WITH BACK	16½ x 16½ x 36-41"	22-27"	14"	12 x 7"
B	6665	HIGH BASE	16½ x 16½ x 22-27"	22-27"	14"	
C	6668	LOW BASE WITH BACK	15 x 15 x 30-36"	16-22"	14"	12 x 7"
D	6669	LOW BASE	15 x 15 x 16-22"	16-22"	14"	





## DIESEL STOOL TROLLEY

- short trolley design
- steel frame and clear coat pewter finish



### SPECS

**MODEL NUMBER**  
6667

**COLOR**  
PEWTER

**OVERALL DIA x H**  
17½ x 20"

## DIESEL STOOL

- ideally suited for workbench and work table use in the industrial, institutional and educational industries
- adjustable seat height (23" to 30")
- steel frame and pewter finish
- durable rubber feet protect floors
- some assembly required



### SPECS

**MODEL NUMBER**  
6666

**COLOR**  
PEWTER

**OVERALL W x D x H**  
17 x 17 x 23-30"



## TWO-TIER CHAIR TRUCK

- chair truck
- made of steel with powder coat finish for durability
- holds up to 84 folding chairs



### SPECS

**MODEL NUMBER**  
4199BL

**COLOR**  
BLACK

**OVERALL W x D x H**  
64½ x 33½ x 40¼"

# STEEL STOOL

- all steel construction
- eco-friendly power coat finish
- easy to clean glossy finish
- includes footring
- nylon glides
- ships KD with easy assembly



## SPECS

MODEL NUMBER	DESCRIPTION	COLOR	DIA x H
6605BL	COUNTER-HEIGHT STOOL	BLACK	17¼ x 25"
6605RD	COUNTER-HEIGHT STOOL	RED	17¼ x 25"
6605SL	COUNTER-HEIGHT STOOL	SILVER	17¼ x 25"
6605WH	COUNTER-HEIGHT STOOL	WHITE	17¼ x 25"
6606BL	BAR HEIGHT STOOL	BLACK	17¼ x 29"
6606RD	BAR HEIGHT STOOL	RED	17¼ x 29"
6606SL	BAR HEIGHT STOOL	SILVER	17¼ x 29"
6606WH	BAR HEIGHT STOOL	WHITE	17¼ x 29"



NEW



## AESTHETICS

### STEEL COLOR



BL BLACK / RD RED / SL SILVER / WH WHITE



# ECONOMY LAB STOOL

- five-inch pneumatic lift
- five-star base with 2" swivel casters
- easy-to-clean vinyl
- some assembly required



## SPECS

MODEL NUMBER	COLOR	OVERALL DIA x H
3434BL	BLACK	18 x 16-21"



# LAB STOOLS

- comfortable and generously cushioned
- easy-to-clean vinyl, making for easy maintenance



## SPECS

	MODEL NUMBER	DESCRIPTION	SEAT HEIGHT	SEAT DIA	BACK W x H
A	3430BL	PNEUMATIC LIFT WITH BACK	17-22"	16"	15½ x 10"
B	3431BL	PNEUMATIC LIFT	17-22"	16"	
C	3432BL	SCREW LIFT, LOW BASE	17-25"	16"	
D	3433BL	SCREW LIFT, HIGH BASE	17-25"	16"	



# BACKLESS STOOL

- extremely comfortable and durable seat cushion
- tucks under work surfaces when not in use
- five-star nylon base with three-piece telescoping dust cover



## SPECS

MODEL NUMBER	COLOR	SEAT HEIGHT	SEAT DIA	BACK DIA
5100	BLACK	16-21"	13½"	18"



## OPTIONAL ACCESSORIES

- 5132 2" HARD FLOOR CASTERS
- 5138 2" NYLON GLIDE



## TASK MASTER® ADJUSTABLE FOOTREST

- may relieve pressure points in workers who stand most of the day
- nine positions and height range of 5½" to 15"
- textured, anti-slip platform that mounts at 8° angle
- heavy gauge black tubular steel construction
- locks together easily with button tabs



### SPECS

**MODEL NUMBER**  
5124

**COLOR**  
BLACK

**OVERALL W x D x H**  
20 x 12 x 5½-15"

## STAND ALONE

- large contoured seat with lower back support
- manually adjustable spring suspension seat tilts forward up to 15°
- seat adjusts manually to 10 different positions at 1¼" intervals
- heavy gauge wrap-around support with built-in footrest
- triangular heavy gauge steel tubular base and frame
- rubber anti-skid support feet
- black microcellular, self-skinning polyurethane seat



### SPECS

**MODEL NUMBER**  
5126

**COLOR**  
BLACK

**OVERALL W x D x H**  
21 x 21 x 39"

**SEAT HEIGHT**  
21-35"

**SEAT W x D**  
14 x 13"



# SOFT TOUGH™

- durable polyurethane seat and back
- perfect for industrial settings
- optional 2" carpet or hard floor casters and optional t-pad adjustable arms



## SPECS

	MODEL NUMBER	DESCRIPTION	OVERALL HEIGHT RANGE	SEAT HEIGHT	SEAT W x D	BACK W x H
A	6912	DELUXE	36½-48½"	22-32"	18 x 16½"	17 x 12"
B	6680	ECONOMY	39-49"	22-32"	18 x 16½"	17 x 12"
C	6902	DELUXE DESK CHAIR	28½-36½"	17-22"	18 x 16½"	17 x 12"
D	6900	ECONOMY DESK CHAIR	28½-36½"	17-22"	18 x 16½"	17 x 12"

## OPTIONAL ACCESSORIES

	5131	2" CARPET CASTERS
	5132	2" HARD FLOOR CASTERS
E	6683	ADJUSTABLE T-PAD ARMRESTS (FITS 6912 & 6902)







## WORKFIT™

- designed for the industrial or institutional setting
- molded polyurethane seat and back
- pneumatic height adjustment
- welded steel 25" base



### SPECS

MODEL NUMBER	DESCRIPTION	OVERALL HEIGHT RANGE	SEAT HEIGHT	SEAT W x D	BACK W x H
<b>F</b> 6952	DELUXE	36-47½"	22-30"	18 x 16½"	17 x 12"
<b>G</b> 6950	ECONOMY	35½-46"	22-30"	18 x 16½"	17 x 12"

### OPTIONAL ACCESSORIES

- 5131** 2" CARPET CASTERS
- 5132** 2" HARD FLOOR CASTERS
- 6683** ADJUSTABLE T-PAD ARMRESTS\*  
\*FITS 6952

## TASK MASTER® INDUSTRIAL SERIES

- offers overall height from 17" to 35"
- patented wave tube extension offers additional 10" of height
- backrest tilts 22°
- ergo knob controlled backrest height adjustment
- seat tilts 10° with paddle lever controls
- padded 2½" seat cushion to help prevent fatigue
- eight-inch pneumatic lift
- high, mid and low-rung polypropylene footrests mounts securely to 26" diameter base
- covered with black microcellular, self-skinning polyurethane foam



### SPECS

MODEL NUMBER	DESCRIPTION	OVERALL HEIGHT RANGE	SEAT HEIGHT	SEAT W x D	BACK W x H
<b>H</b> 5120	DELUXE	38-45"	17-35"	18½ x 17"	15¼ x 12"
<b>I</b> 5117	ECONOMY	36-43"	17-35"	16¼ x 17"	14½ x 9"

### OPTIONAL ACCESSORIES

- 5130** TUBULAR BASE INSERTS
- 5131** 2" CARPET CASTERS
- 5132** 2" HARD FLOOR CASTERS
- 5138** 2" NYLON GLIDE
- 5143** CLOSED LOOP ARMREST\*
- 5144** ADJUSTABLE T-PAD ARMREST\*  
\*FOR 5120 ONLY

# TASK MASTER® WORKBENCH HEIGHT



- backrest tilt and height adjustments
- ergo knob adjustment controls backrest depth and height
- contoured, oversized seat design
- two-inch black microcellular seat cushion
- self-skinning polyurethane foam seat and back on 26" diameter steel base
- Task Master chairs swivel 360°



## SPECS

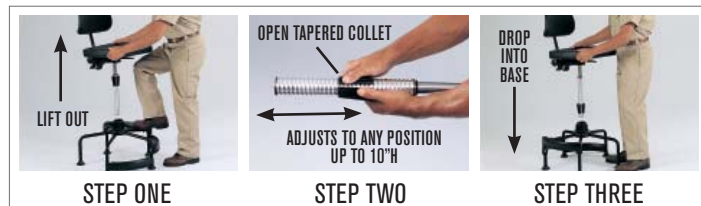
MODEL NUMBER	DESCRIPTION	OVERALL HEIGHT RANGE	SEAT HEIGHT	SEAT W x D	BACK W x H
<b>A</b> 5113	DELUXE	36-44"	19-27"	18½ x 17"	15¼ x 12"
<b>B</b> 5110	ECONOMY	36-44"	19-27"	16¼ x 16¼"	14½ x 9"

## OPTIONAL ACCESSORIES

<b>5131</b>	2" CARPET CASTERS
<b>5132</b>	2" HARD FLOOR CASTERS
<b>5138</b>	2" NYLON GLIDE
<b>5143</b>	CLOSED LOOP ARMREST*
<b>5144</b>	ADJUSTABLE T-PAD ARMREST*

\*FOR 5113 ONLY

### PATENTED WAVE TUBE PROVIDES EXTRA HEIGHT EXTENSION





















FOR ALL TASK MASTER® INDUSTRIAL AND WORKBENCH HEIGHT SEATING SERIES



## CHAIR FEATURES

There are many features to consider when selecting the perfect chair to suit your needs. These symbols will help you choose the features that are right for you. They are used throughout this catalog to help quickly identify each chair's features. The descriptions of the features shown are meant to be general explanations. The actual functions of the features may vary slightly between chair series.

 <p><b>1</b> SEAT HEIGHT</p> <p><b>PNEUMATIC SEAT HEIGHT ADJUSTMENT</b> Quick and easy adjustment regulates height of chair relative to the floor.</p>	 <p><b>10</b> DUAL-ACTION SYNCHRO-TILT</p> <p><b>DUAL-ACTION SYNCHRO-TILT</b> Back reclines at a 2-to-1 ratio to seat angle. Allows user to recline while keeping seat cushion relatively level to floor (dot indicates pivot point).</p>
 <p><b>2</b> BACK HEIGHT</p> <p><b>BACK HEIGHT ADJUSTMENT</b> Simple lift motion positions lumbar support within a limited range height adjustment to potentially support a healthy posture.</p>	 <p><b>11</b> TILT TENSION</p> <p><b>TILT TENSION</b> Controls rate and ease with which chair reclines to different weight and strength of users.</p>
 <p><b>3</b> SEAT DEPTH</p> <p><b>SEAT DEPTH ADJUSTMENT</b> Positions chair back relative to seat, which may reduce pressure on the buttocks and thighs for both taller and shorter users.</p>	 <p><b>12</b> TILT LOCK</p> <p><b>TILT LOCK</b> Locks out tilt function when chair is in upright position.</p>
 <p><b>4</b> SEAT GLIDE</p> <p><b>SEAT GLIDE MECHANISM</b> Seat cushion travels forward and back, then locks into position.</p>	 <p><b>13</b> POSTURE LOCK</p> <p><b>POSTURE LOCK</b> Back angle adjusts independently of seat, and can be locked in an infinite number of positions within a fixed range.</p>
 <p><b>5</b> 360° SWIVEL</p> <p><b>360° SWIVEL</b> Chair rotates a full 360° in either direction for ease of motion. Standard on every task chair.</p>	 <p><b>14</b> MULTI-TASK CONTROL TILT</p> <p><b>MULTI-TASK CONTROL TILT</b> Adjusts seat and back angles with a single lever (infinite number of positions within a fixed range), supporting a range of healthy postures.</p>
 <p><b>6</b> TILT</p> <p><b>TILT</b> Pivot point located directly above center of chair base (dot indicates pivot point).</p>	 <p><b>15</b> ASYNCHRONOUS CONTROL</p> <p><b>ASYNCHRONOUS CONTROL</b> Three levers modify:</p> <ul style="list-style-type: none"> <li>• Angle of back relative to seat</li> <li>• Recline (free float or infinite locking within a fixed range)</li> <li>• Forward seat tilt (for keyboard intensive applications)</li> </ul>
 <p><b>7</b> MID-RANGE KNEE TILT</p> <p><b>MID-RANGE KNEE TILT</b> Pivot point located slightly ahead of center of chair base (dot indicates pivot point). May aid user in keeping feet flat on floor while chair reclines.</p>	 <p><b>16</b> DUAL-CLUTCH POSTURE CONTROL</p> <p><b>DUAL-CLUTCH POSTURE CONTROL</b> Adjusts seat and back angles independently with two levers for infinite number of positions within a fixed range (dot indicates pivot point).</p>
 <p><b>8</b> KNEE TILT</p> <p><b>KNEE TILT</b> Pivot point located near front edge of chair (dot indicates pivot point). May aid user in keeping feet flat on floor while chair reclines.</p>	 <p><b>17</b> VARIABLE SYNCHRO-TILT</p> <p><b>VARIABLE SYNCHRO-TILT</b> Back reclines at a 2-to-1 ratio to seat. Chair can recline freely, or lock in five positions. Forward angle control provides an extra 6° in range of motion.</p>
 <p><b>9</b> SYNCHRONIZED</p> <p><b>SYNCHRONIZED KNEE TILT</b> Back reclines at a 2-to-1 ratio to seat angle. Pivot point located near front edge of chair base (dot indicates pivot point).</p>	 <p><b>18</b> INVERSE SYNCHRO-TILT</p> <p><b>INVERSE SYNCHRO-TILT</b> With automatic tension control operation for potentially better circulation. Zero front rise control may help keep feet on the floor when reclining.</p>
 <p><b>19</b> INTEGRAL LUMBAR SUPPORT</p> <p><b>INTEGRAL LUMBAR SUPPORT</b> Easily adjusts to enhance comfort.</p>	 <p><b>19</b> INTEGRAL LUMBAR SUPPORT</p> <p><b>INTEGRAL LUMBAR SUPPORT</b> Easily adjusts to enhance comfort.</p>

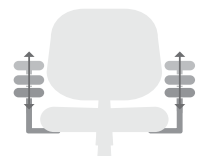
## ARM OPTIONS



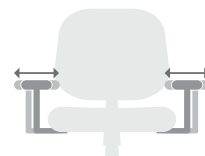
FIXED POSITION ARMS



LOOP ARMS



ADJUSTABLE-HEIGHT ARMS



ADJUSTABLE-WIDTH ARMS



BREAKAWAY ARMS

# SAFCO CHAIR FUNCTIONS



## 1 PNEUMATIC SEAT HEIGHT ADJUSTMENT :

Quick and easy adjustment regulates height of chair relative to the floor.

- Properly adjusted, may provide optimum, balanced support for lower back, buttocks & thighs
- May encourage appropriate blood circulation to legs and feet
- May eliminate pressure points to popliteal area behind the knees



## 2 BACK HEIGHT ADJUSTMENT :

Simple lift motion positions lumbar support within a limited range of height adjustment to potentially help support a healthy posture and alleviate back stress.

- Properly positioned lumbar support provides support to the lower back, which may help the spine maintain a healthy curve when seated, potentially alleviating stress to the vertebrae





## 3 SEAT DEPTH ADJUSTMENT :

Positions chair back relative to seat, which may reduce pressure on the buttocks and thighs for both taller and shorter users.

- Properly adjusted, Seat Depth may help users maintain proper back support, while distributing their weight evenly across the seat cushion



## 4 SEAT GLIDE MECHANISM :

Seat cushion travels forward and back, then locks into position

- Properly adjusted, Seat Glide Mechanism may help users maintain proper back support, while minimizing pressure to the popliteal area behind the knees



## 5 360° SWIVEL :

Chair rotates a full 360° in either direction for ease of motion. Standard on every task chair.

- May allow user to access a variety of adjacent work areas without standing up from the chair
- The greater the amount of body movement, the more the user may benefit from increased blood flow to the spine and extremities, as well as the redistribution of pressure points during the workday



## 6 TILT :

Pivot point located directly above center of chair base (dot indicates pivot point).

- Supports a reclined posture
- May allow for a beneficial rocking motion during the workday
- The greater the amount of body movement, the more the user may benefit from increased circulation and redistribution of pressure points during the workday



## 7 MID-RANGE KNEE TILT :

Pivot point located slightly ahead of center of chair base (dot indicates pivot point). May aid user in keeping feet flat on floor while chair reclines.

- The front edge of the seat stays closer to the floor - this may allow the feet to remain relatively flat on the floor while users enjoy a relaxed position
- Because gravity works with the user, the chair may have a beneficial rocking motion
- Body movement may create an increase in circulation and redistribution of pressure points during the workday



## 8 KNEE TILT :

Pivot point located near front edge of chair (dot indicates pivot point).

- May aid user in keeping feet flat on floor while chair reclines

# SAFCO CHAIR FUNCTIONS CONTINUED



## 9 SYNCHRONIZED KNEE TILT :

Back reclines at a 2-to-1 ratio to seat angle. Virtual pivot point located near front edge of chair seat (dot indicates pivot point).

- The front edge of the seat stays closer to the floor - this may allow the feet to remain relatively flat on the floor while the user enjoys a relaxed position
- The synchro-tilt motion opens the included angle between torso and thigh, which may improve circulation to the legs and provide a more comfortable posture
- The greater the amount of body movement, the more the user may benefit from increased circulation and redistribution of pressure points during the workday



## 10 DUAL-ACTION SYNCHRO-TILT :

Back reclines at a 2-to-1 ratio to seat angle. Allows user to recline while keeping seat cushion relatively level to floor (dot indicates pivot point).

- Front edge of the seat stays closer to the floor - this allows the feet to remain relatively flat on the floor while the user enjoys a relaxed posture
- Synchro-tilt motion opens the angle of the torso, which may improve circulation to the legs and provide better spinal alignment
- Potentially increases circulation and redistributes pressure points during the workday from body movement



## 11 TILT TENSION :

Controls the rate and ease with which chair reclines to different weights and strengths of users.

- Enjoyable "rocking" sensation
- Potentially increases circulation and redistributes pressure points during the workday



## 12 TILT LOCK :

Temporarily locks out tilt function when chair is in upright position.

- Allows user to sit in upright posture for keyboard use, while providing the option to recline when desired



## 13 POSTURE LOCK :

Back angle adjusts independently of seat, and can be locked in an infinite number of positions within a limited range.

- Supports a range of reclined postures



## 14 MULTI-TASK CONTROL TILT (MULTI-TASK TILT CONTROL) :

Adjusts seat and back angles with a single lever (infinite number of positions within a limited range), supporting a range of healthy postures





## ASYNCHRONOUS CONTROL :

Three levers modify:

1. Angle of back relative to seat
2. Recline (free float or infinite locking within a fixed range)
3. Forward seat tilt (for keyboard intensive applications)
  - Helps support a wide range of movement and may help spinal alignment and weight distribution.
  - May alleviate pressure points and encourage circulation



## DUAL-CLUTCH POSTURE CONTROL :

Adjusts seat and back angles independently with two levers for infinite number of positions within a limited range (dot indicates pivot point).

- Accommodates users of differing size in multi-shift environments



## VARIABLE SYNCHRO-TILT :

Back reclines at a 2-to-1 ratio to seat. Chair can recline freely, or lock in five positions. Forward angle control provides an extra 6° in range of motion.



## INVERSE SYNCHRO-TILT :

With automatic tension control operation for potentially better circulation. Zero front rise control may help keep feet on the floor when reclining. Tilt lever controls range of motion.

- Opens up the included angle between the legs and torso, which may improve posture
- Helps support a wide range of movement and may help spinal alignment and weight distribution
- May alleviate pressure points and encourage circulation from body movement



## INTEGRAL LUMBAR SUPPORT :

Easily adjusts to enhance comfort.

- Supports lower back and the natural curve of the spine

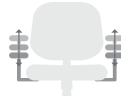




		3000 SERENITY™ BIG & TALL HIGH BACK	3501 SERENITY™ TIT - BIG & TALL MID BACK	3590 OPTIMUS™ HIGH BACK	4018 TBO™ SYNCHRO	4018 TBO™ SYNCHRO WITH SLIDE	4018 TBO™ MULTIFUNCTION	4018 TBO™ SUPER SYNCHRO WITH SLIDE	4019 VOICE™ SIMPLE	4019 VOICE™ SYNCHRO	4019 VOICE™ SYNCHRO WITH SLIDE	4019 VOICE™ MULTIFUNCTION	4019 VOICE™ MULTIFUNCTION WITH SLIDE	4021 REVE™ MANAGER	4021 REVE™ EXTENDED-HEIGHT	4182 SASSY™ MANAGER	4182 SASSY™ EXTENDED-HEIGHT	5070 TUV™ HIGH BACK
<b>1</b> SEAT HEIGHT		•	•	•	•	•	•	•	•	•	•	•	•	•	•	•	•	•
<b>2</b> BACK HEIGHT				•	OPTIONAL	OPTIONAL	OPTIONAL	OPTIONAL										
<b>3</b> SEAT DEPTH																		
<b>4</b> SEAT GLIDE						•		•			•		•					
<b>5</b> 360° SWIVEL		•	•	•	•	•	•	•	•	•	•	•	•	•	•	•	•	•
<b>6</b> TILT		•	•					•						•	•	•	•	
<b>7</b> MID-RANGE KNEE TILT																		
<b>8</b> KNEE TILT																		
<b>9</b> SYNCHRONIZED KNEE TILT																		
<b>10</b> DUAL-ACTION SYNCHRO-TILT					•	•	•			•	•							•
<b>11</b> TILT TENSION		•	•		•	•	•	•	•	•	•	•	•	•	•	•	•	•
<b>12</b> TILT LOCK		•	•		•	•	•	•	•	•	•	•	•	•	•	•	•	•
<b>13</b> POSTURE LOCK				•														
<b>14</b> MULTI-TASK CONTROL TILT																		
<b>15</b> ASYNCHRONOUS CONTROL												•	•					
<b>16</b> POSTURE CONTROL														•		•		
<b>17</b> VARIABLE SYNCHRO-TILT								•										
<b>18</b> INVERSE SYNCHRO-TILT																		
<b>19</b> INTEGRAL LUMBAR SUPPORT									OPTIONAL- MESH	OPTIONAL- MESH	OPTIONAL- MESH	OPTIONAL- MESH	OPTIONAL- MESH					



		6749 THE COMFORT™ GEL	6800 SOFT TOUCH™ ECONOMY DESK CHAIR	6800 SOFT TOUCH™ DELUXE DESK CHAIR	6812 SOFT TOUCH™ DELUXE	6850 WORKETT™ ECONOMY	6852 WORKETT DELUXE	7000 MIDAX™ TASK CHAIR	7000 MIDAX™ MID BACK	7030 TEZ™ HIGH BACK HEADREST	7031 TEZ™ HIGH BACK	7045 CANA™ URBAN™ TASK	7063 ADATT™ TASK	7085 SOL™ TASK	7085 APPRENTICE™ II EXTEND-HIGHT	7195 MEZZO™ MID BACK	7205 RAE™ TASK
<b>1</b> SEAT HEIGHT		•	•	•	•	•	•	•	•	•	•	•	•	•	•	•	•
<b>2</b> BACK HEIGHT			•	•	•	•	•								•		•
<b>3</b> SEAT DEPTH		•	•	•	•	•	•										
<b>4</b> SEAT GLIDE															•		•
<b>5</b> 360° SWIVEL		•	•	•	•	•	•	•	•	•	•	•	•	•	•	•	•
<b>6</b> TILT												•	•				
<b>7</b> MID-RANGE KNEE TILT																	
<b>8</b> KNEE TILT																	
<b>9</b> SYNCHRONIZED KNEE TILT																	
<b>10</b> DUAL-ACTION SYNCHRO-TILT								•	•	•	•			•		•	•
<b>11</b> TILT TENSION								•	•	•	•	•	•	•		•	•
<b>12</b> TILT LOCK								•	•	•	•	•	•	•		•	•
<b>13</b> POSTURE LOCK																	
<b>14</b> MULTI-TASK CONTROL TILT				•	•		•										
<b>15</b> ASYNCHRONOUS CONTROL																	
<b>16</b> POSTURE CONTROL																	
<b>17</b> VARIABLE SYNCHRO-TILT																	
<b>18</b> INVERSE SYNCHRO-TILT																	
<b>19</b> INTEGRAL LUMBAR SUPPORT								•								•	



	FIXED POSITION ARMS	LOOP ARMS	ADJUSTABLE-HEIGHT ARMS	ADJUSTABLE-WIDTH ARMS	BREAKAWAY ARMS
3386 ZIPPI™ EXTENDED-HEIGHT					
3390 ECONOMY EXTENDED-HEIGHT					
3391 ALDAY™ INTENSIVE-USE				OPTIONAL	
3384 VUE™ HEAVY-DUTY				OPTIONAL	
3395 VUE™ EXTENDED-HEIGHT		OPTIONAL			
3397 VUE™ INTENSIVE-USE				OPTIONAL	
3406 PRECISION DRAFTING CHAIR					
3420 TRENTON EXTENDED-HEIGHT			OPTIONAL		
3430 PNEUMATIC LIFT W/ BACK					
3431 PNEUMATIC LIFT					
3432 SCREW LIFT LOW BASE					
3433 SCREW LIFT HIGH BASE					
3434 ECONOMY LAB STOOL					
3442 METRO™ EXTENDED-HEIGHT			OPTIONAL		
3456 FLAUNT™ MANAGER CHAIR	•				
3470 SERENITY™ HIGH BACK	•				
3490 LIBER™ HIGH BACK	OPTIONAL		OPTIONAL		
3491 LIBER™ MID BACK	OPTIONAL		OPTIONAL		
3500 SERENITY™ BIG AND TALL HIGH BACK		•			
3501 SERENITY™ BIG AND TALL MID BACK		•			
3590 OPTIMUS™ HIGH BACK				OPTIONAL	
4018 TBD™ SYNCHRO	OPTIONAL		OPTIONAL	OPTIONAL	
4018 TBD™ SYNCHRO WITH SLIDE	OPTIONAL		OPTIONAL	OPTIONAL	
4018 TBD™ MULTIFUNCTION	OPTIONAL		OPTIONAL	OPTIONAL	
4018 TBD™ SUPER SYNCHRO WITH SLIDE	OPTIONAL		OPTIONAL	OPTIONAL	
4019 VOICE™ SIMPLE		OPTIONAL	OPTIONAL	OPTIONAL	OPTIONAL
4019 VOICE™ SYNCHRO		OPTIONAL	OPTIONAL	OPTIONAL	OPTIONAL
4019 VOICE™ SYNCHRO WITH SLIDE		OPTIONAL	OPTIONAL	OPTIONAL	OPTIONAL
4019 VOICE™ MULTIFUNCTION		OPTIONAL	OPTIONAL	OPTIONAL	OPTIONAL
4019 VOICE™ MULTIFUNCTION WITH SLIDE		OPTIONAL	OPTIONAL	OPTIONAL	OPTIONAL
4021 REVE™ MANAGER	OPTIONAL				
4021 REVE™ EXTENDED-HEIGHT	OPTIONAL				
4182 SASSY™ MANAGER	OPTIONAL				
4182 SASSY™ EXTENDED-HEIGHT	OPTIONAL				
5070 TUVI™ HIGH BACK			•		
5071 TUVI™ MID BACK			•		
5075 PRIYA™ HIGH BACK		•			
5076 PRIYA™ MID BACK		•			
5085 VOICE™ QUICK SHIP - PLASTIC			•		
5086 VOICE™ QUICK SHIP - MESH			•		
5100 BACKLESS STOOL					
5110 TASK MASTER™ WORKBENCH-HEIGHT ECONOMY					
5113 TASK MASTER™ WORKBENCH-HEIGHT DELUXE		OPTIONAL	OPTIONAL		
5117 TASK MASTER™ INDUSTRIAL ECONOMY					
5120 TASK MASTER™ INDUSTRIAL DELUXE		OPTIONAL	OPTIONAL		
6300 POISE™ HIGH BACK	•				
6301 POISE™ MID BACK	•				
6660 SITSTAR™					
6664 DIESEL HIGH BASE WITH BACK					
6665 DIESEL HIGH BASE					
6668 DIESEL LOW BASE WITH BACK					
6669 DIESEL LOW BASE					
6680 SOFT TOUGH™ ECONOMY					
6748 TRUE COMFORT™ GEL					
6900 SOFT-TOUGH™ ECONOMY DESK CHAIR					
6902 SOFT TOUGH™ DELUXE DESK CHAIR		OPTIONAL	OPTIONAL		
6912 SOFT TOUGH™ DELUXE		OPTIONAL	OPTIONAL		
6950 WORKFIT™ ECONOMY					
6952 WORKFIT™ DELUXE		OPTIONAL	OPTIONAL		
7000 MOXY™ TASK CHAIR	OPTIONAL		OPTIONAL		
7000 MOXY™ MID BACK	OPTIONAL		OPTIONAL		
7030 TEZ™ HIGH BACK WITH HEADREST		OPTIONAL	OPTIONAL		
7031 TEZ™ HIGH BACK		OPTIONAL	OPTIONAL		
7045 CAVA™ URBAN™ TASK		•			
7063 ADATTI™ TASK CHAIR			•	•	
7065 SOL™ TASK CHAIR			•		
7083 APPRENTICE II EXTENDED-HEIGHT			OPTIONAL		
7195 MEZZO™ MID BACK			•		
7205 RAE™ TASK CHAIR				•	





IMAGE FEATURES EVOS™ WASTE RECEPTACLE (PG. 260) & ENTOURAGE™ TABLES (PG. 109).



T A B L E S   &   D E S K S





## “PLEASE RETURN YOUR TRAINING TABLES TO THEIR UPRIGHT AND STOWED POSITION.”

Whether you're leading a seminar or just touching base with a colleague in between meetings, you need some good tables. Like teaming tables that fold and stow easily. Occasional tables that add a touch of panache to work spaces. And mix and match tabletops and bases that complement your existing décor. So many tables. So few coffee breaks.

### **TABLES & DESKS**

TRAINING/TEAMING	86-103
ELECTRIC HEIGHT	104-105
OCCASIONAL TABLES	106-109
DESKS	110-121

# RUMBA™ NESTING TABLES

- tops fold down to easily nest together for storage
- configure multiple styles to space needs
- integrated cable management
- 1" high-pressure laminate tops with 3mm vinyl t-molded edging
- dual wheel casters (two locking)
- black mesh modesty panel
- ganging design secures tables together with optional ganging connector
- 19 designer tabletop colors






## SPECS

MODEL NUMBER	PRODUCT	W x D x H
2035	HALF-ROUND, 60 x 30"	60 x 30 x 29½"
2036	RECTANGLE, 60 x 30"	60 x 30 x 29½"
<b>A</b> 2037	TRAPEZOID, 72 x 30"	72 x 30 x 29½"
2038	RECTANGLE, 72 x 30"	72 x 30 x 29½"
2039	RECTANGLE, 48 x 24"	48 x 24 x 29½"
2040	TRAPEZOID, 60 x 24"	60 x 24 x 29½"
2041	HALF-ROUND, 48 x 24"	48 x 24 x 29½"
<b>B</b> 2042	RECTANGLE, 60 x 24"	60 x 24 x 29½"
2043	RECTANGLE, 72 x 24"	72 x 24 x 29½"

## AESTHETICS


### DESIGNER SERIES LAMINATE TOP FINISH



**AN** ASIAN NIGHT / **HM** HARVEST MAPLE / **EM** EMPIRE MAHOGANY / **WC** WILD CHERRY / **EO** ENGLISH OAK / **SO** SOLAR OAK / **KM** KENSINGTON MAPLE / **BL** BLACK / **DW** DESIGNER WHITE / **SG** SLATE GRAY / **KB** KHAKI BROWN / **PB** PEWTER BRUSH / **MN** MYSTIQUE NIGHT / **NT** NATURAL TIGRIS / **BZ** BRONZE LEGACY / **TL** TAWNY LEGACY / **ST** STEEL MESH

## OPTIONAL ACCESSORIES

- 2059BL CLAMP-ON POWER MODULE
- 2060BL GANGING CONNECTOR



### EDGE BAND/CABLE MANAGEMENT COLOR



**BL** BLACK / **GR** GRAY

### LEG FINISH



**BL** BLACK / **SL** METALLIC GRAY

### SPECIAL ORDER LAMINATES

For Special Order Laminate options, please refer to Wilsonart's "The Standards" collection. Visit [www.wilsonart.com](http://www.wilsonart.com) for more information or to request a sample swatch. Certain customer specified laminates are also available for an upcharge. Please contact Safco Products Customer Care at 1-888-971-6225 or go to [www.safcoproducts.com](http://www.safcoproducts.com).

## ORDER INFORMATION

TO ORDER, PLEASE SPECIFY:




## QUICK SHIP

- top - white (DW), cherry (CY) and gray (GR)
- base - black (BL) and metallic gray (SL)
- available to ship within 48 hours

## AESTHETICS

### QUICK SHIP LAMINATE TOP FINISH



**CY** BILTMORE CHERRY / **DW** DESIGNER WHITE / **GR** FASHION GRAY

### EDGE BAND/CABLE MANAGEMENT COLOR



**BL** BLACK

### LEG FINISH



**BL** BLACK / **SL** METALLIC GRAY



INTEGRATED CABLE MANAGEMENT

## SPECS

MODEL NUMBER	DESCRIPTION	COLOR
2035CY	HALF-ROUND, 60 x 30"	BILTMORE CHERRY
<b>B</b> 2035DW	HALF-ROUND, 60 x 30"	DESIGNER WHITE
20356R	HALF-ROUND, 60 x 30"	FASHION GRAY
2036CY	RECTANGLE, 60 x 30"	BILTMORE CHERRY
2036DW	RECTANGLE, 60 x 30"	DESIGNER WHITE
20366R	RECTANGLE, 60 x 30"	FASHION GRAY
2037CY	TRAPEZOID, 72 x 30"	BILTMORE CHERRY
2037DW	TRAPEZOID, 72 x 30"	DESIGNER WHITE
20376R	TRAPEZOID, 72 x 30"	FASHION GRAY
2038CY	RECTANGLE, 72 x 30"	BILTMORE CHERRY
2038DW	RECTANGLE, 72 x 30"	DESIGNER WHITE
20386R	RECTANGLE, 72 x 30"	FASHION GRAY
2039CY	RECTANGLE, 48 x 24"	BILTMORE CHERRY
2039DW	RECTANGLE, 48 x 24"	DESIGNER WHITE
20396R	RECTANGLE, 48 x 24"	FASHION GRAY
2040CY	TRAPEZOID, 60 x 24"	BILTMORE CHERRY
2040DW	TRAPEZOID, 60 x 24"	DESIGNER WHITE
20406R	TRAPEZOID, 60 x 24"	FASHION GRAY
2041CY	HALF-ROUND, 48 x 24"	BILTMORE CHERRY
2041DW	HALF-ROUND, 48 x 24"	DESIGNER WHITE
20416R	HALF-ROUND, 48 x 24"	FASHION GRAY
2042CY	RECTANGLE, 60 x 24"	BILTMORE CHERRY
2042DW	RECTANGLE, 60 x 24"	DESIGNER WHITE
20426R	RECTANGLE, 60 x 24"	FASHION GRAY
<b>D</b> 2043CY	RECTANGLE, 72 x 24"	BILTMORE CHERRY
2043DW	RECTANGLE, 72 x 24"	DESIGNER WHITE
20436R	RECTANGLE, 72 x 24"	FASHION GRAY



# RUMBA™ FIXED TABLES

- t-leg and post leg designs with skate wheels (2 locking) or glides
- 1" high pressure laminate and 3mm vinyl t-molded edging
- optional modesty panel, clamp-on power module and ganging connector
- black or metallic gray base
- 19 designer tabletop colors








## SPECS

MODEL NUMBER	PRODUCT	W x D x H
<b>A</b> 2090	POST LEG WITH CASTERS, 60 x 24"	60 x 24 x 29"
2091	POST LEG WITH GLIDES, 60 x 24"	60 x 24 x 29"
<b>B</b> 2092	POST LEG WITH CASTERS, 72 x 24"	72 x 24 x 29"
2093	POST LEG WITH GLIDES, 72 x 24"	72 x 24 x 29"
2094	T-LEG WITH CASTERS, 60 x 24"	60 x 24 x 29"
2095	T-LEG WITH GLIDES, 60 x 24"	60 x 24 x 29"
2096	T-LEG WITH CASTERS, 72 x 24"	72 x 24 x 29"
2097	T-LEG WITH GLIDES, 72 x 24"	72 x 24 x 29"

## OPTIONAL ACCESSORIES

- C** 2059BL CLAMP-ON POWER MODULE
- D** 2060BL GANGING CONNECTOR
- E** 2084BL MODESTY PANEL FOR 60" RUMBA TABLE
- 2085BL MODESTY PANEL FOR 72" RUMBA TABLE
- F** 2086BL BLACK T-LEG CAPS FOR CABLE MANAGEMENT
- G** 2086GR GRAY T-LEG CAPS FOR CABLE MANAGEMENT



## QUICK SHIP


- top - cherry (CY) and gray (GR)
- base - black (BL) and metallic gray (SL)
- available to ship within 48 hours

## SPECS

MODEL NUMBER	DESCRIPTION	COLOR
<b>H</b> 2090CYBL / 2090GRBL / 2090CYSL / 2090GRSL	POST LEG WITH CASTERS, 60 x 24"	CHERRY/BLACK - FASHION GRAY/BLACK - CHERRY/METALLIC GRAY - FASHION GRAY/METALLIC GRAY
2091CYBL / 2091GRBL / 2091CYSL / 2091GRSL	POST LEG WITH GLIDES, 60 x 24"	CHERRY/BLACK - FASHION GRAY/BLACK - CHERRY/METALLIC GRAY - FASHION GRAY/METALLIC GRAY
2092CYBL / 2092GRBL / 2092CYSL / 2092GRSL	POST LEG WITH CASTERS, 72 x 24"	CHERRY/BLACK - FASHION GRAY/BLACK - CHERRY/METALLIC GRAY - FASHION GRAY/METALLIC GRAY
2093CYBL / 2093GRBL / 2093CYSL / 2093GRSL	POST LEG WITH GLIDES, 72 x 24"	CHERRY/BLACK - FASHION GRAY/BLACK - CHERRY/METALLIC GRAY - FASHION GRAY/METALLIC GRAY
2094CYBL / 2094GRBL / 2094CYSL / 2094GRSL	T-LEG WITH CASTERS, 60 x 24"	CHERRY/BLACK - FASHION GRAY/BLACK - CHERRY/METALLIC GRAY - FASHION GRAY/METALLIC GRAY
2095CYBL / 2095GRBL / 2095CYSL / 2095GRSL	T-LEG WITH GLIDES, 60 x 24"	CHERRY/BLACK - FASHION GRAY/BLACK - CHERRY/METALLIC GRAY - FASHION GRAY/METALLIC GRAY
2096CYBL / 2096GRBL / 2096CYSL / 2096GRSL	T-LEG WITH CASTERS, 72 x 24"	CHERRY/BLACK - FASHION GRAY/BLACK - CHERRY/METALLIC GRAY - FASHION GRAY/METALLIC GRAY
<b>I</b> 2097CYBL / 2097GRBL / 2097CYSL / 2097GRSL	T-LEG WITH GLIDES, 72 x 24"	CHERRY/BLACK - FASHION GRAY/BLACK - CHERRY/METALLIC GRAY - FASHION GRAY/METALLIC GRAY

## AESTHETICS

### DESIGNER SERIES LAMINATE TOP FINISH



AN ASIAN NIGHT / HM HARVEST MAPLE / EM EMPIRE MAHOGANY / WC WILD CHERRY / EO ENGLISH OAK / SO SOLAR OAK / KM KENSINGTON MAPLE / BL BLACK / DW DESIGNER WHITE / SG SLATE GRAY / KB KHAKI BROWN / PB PEWTER BRUSH / MN MYSTIQUE NIGHT / NT NATURAL TIGRIS / BZ BRONZE LEGACY / TL TAWNY LEGACY / ST STEEL MESH

### EDGE BAND/CABLE MANAGEMENT COLOR LEG FINISH



BL BLACK / GR GRAY

BL BLACK / SL METALLIC GRAY

### SPECIAL ORDER LAMINATES

For Special Order Laminate options, please refer to Wilsonart's "The Standards" collection. Visit [www.wilsonart.com](http://www.wilsonart.com) for more information or to request a sample swatch. Certain customer specified laminates are also available for an upcharge. Please contact Saico Products Customer Care at 1-888-971-6225 or go to [www.saicoproducts.com](http://www.saicoproducts.com).

## ORDER INFORMATION

TO ORDER, PLEASE SPECIFY:



## AESTHETICS

### QUICK SHIP LAMINATE TOP FINISH



CY BILTMORE CHERRY / GR FASHION GRAY

### EDGE BAND/CABLE MANAGEMENT COLOR LEG FINISH



BL BLACK

BL BLACK / SL METALLIC GRAY

# IMPROMPTU® TRAINING TABLES

- top folds down for nesting and storage
- 1" thick laminate top with vinyl edge band
- 1¼" tubular steel base with polycarbonate modesty panel
- four casters (two locking)
- optional ganging connector (2060BL) secures tables together
- gray or cherry top with metallic gray or black base
- available to ship within 48 hours
- complements Impromptu line of products



# TABLES & DESKS



## SPECS

MODEL NUMBER	PRODUCT	W x D x H
2065	RECTANGLE TABLE TOP, 48 x 24"	48 x 24 x 1"
<b>A</b> 2066	RECTANGLE TABLE TOP, 60 x 24"	60 x 24 x 1"
<b>B</b> 2067	RECTANGLE TABLE TOP, 72 x 24"	72 x 24 x 1"
<b>C</b> 2068	HALF-ROUND TABLE TOP, 72 x 24"	48 x 24 x 1"
2030	BASE FOR 48"W TABLES	37½ x 24 x 28"
<b>D</b> 2031	BASE FOR 60"W AND 72"W TABLES	49½ x 24 x 28"

## AESTHETICS

### QUICK SHIP LAMINATE TOP FINISH



CY BILTMORE CHERRY / GR FASHION GRAY

### LEG FINISH



BL BLACK / SL METALLIC GRAY

## OPTIONAL ACCESSORIES

- E** 20598L CLAMP-ON POWER MODULE
- F** 20608L GANGING CONNECTOR (2 CONNECTORS, 4 POSTS PER SET)



## ORDER INFORMATION

TO ORDER, PLEASE SPECIFY: TABLETOP + BASE

TABLETOP --- + ---  
MODEL TOP FINISH

BASE --- + ---  
MODEL LEG FINISH

TABLETOPS AND BASES SHIP SEPARATELY, PLEASE ORDER BOTH.



IMAGE FEATURES IMPROMPTU® WHITEBOARD (PG. 126), IMPROMPTU® FLAT PANEL TV CART (PG. 127) & VY™ CHAIRS (PG. 14).

# IMPROMPTU® FIXED LEG TABLES

- fixed post or t-legs
- tables measure 29"h
- gray or cherry top with metallic gray or black base
- optional translucent polycarbonate modesty panel
- available to ship within 48 hours
- complements Impromptu line of products





## SPECS

MODEL NUMBER	PRODUCT	W x D x H
A 2066	RECTANGLE TABLETOP, 60 x 24"	60 x 24 x 1"
B 2067	RECTANGLE TABLETOP, 72 x 24"	72 x 24 x 1"
C 2074	POST LEG	5 1/4 x 5 1/4 x 28"
D 2075	T-LEG	5 1/4 x 19 1/4 x 28"

## AESTHETICS

### QUICK SHIP LAMINATE TOP FINISH



CY BILTMORE CHERRY /  
GR FASHION GRAY

### LEG & MODESTY PANEL FINISH



BL BLACK / SL METALLIC GRAY

## OPTIONAL ACCESSORIES

- E 2059BL CLAMP-ON POWER MODULE
- F 2060BL GANGING CONNECTOR (2 CONNECTORS, 4 POSTS PER SET)
- 2076BL MODESTY PANEL FOR 60" TABLE, BLACK
- G 2076SL MODESTY PANEL FOR 60" TABLE, METALLIC GRAY
- 2077BL MODESTY PANEL FOR 72" TABLE, BLACK
- 2077SL MODESTY PANEL FOR 72" TABLE, METALLIC GRAY



## ORDER INFORMATION

TO ORDER, PLEASE SPECIFY: TABLETOP + BASE

TABLETOP    --    MODEL    +    TOP FINISH

BASE         --    MODEL    +    LEG FINISH

TABLETOPS AND BASES SHIP SEPARATELY, PLEASE ORDER BOTH.



# CHA-CHA™ TABLES

- available as a bistro table (42" h) or sitting-height table (29" h)
- three different sizes and two different shapes for tabletop
- all tops have 1-inch, high-pressure laminate with 3mm vinyl t-molded edging
- choose x style or trumpet base
- includes leg levelers for uneven surfaces
- metallic gray or black base
- 19 designer tabletop colors





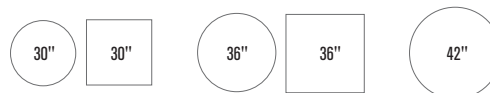


## SPECS

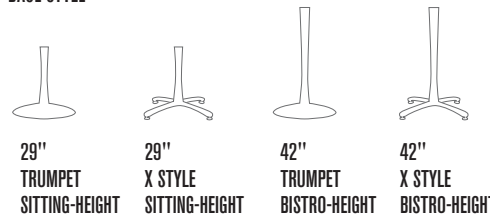
MODEL NUMBER	PRODUCT	W x D x H
2470	30" ROUND TOP, X STYLE BASE, SITTING-HEIGHT	30 dia. x 29"
<b>A</b> 2471	30" SQUARE TOP, X STYLE BASE, SITTING-HEIGHT	30 x 30 x 29"
2472	36" ROUND TOP, X STYLE BASE, SITTING-HEIGHT	36 dia. x 29"
2473	36" SQUARE TOP, X STYLE BASE, SITTING-HEIGHT	36 x 36 x 29"
2474	42" ROUND TOP, X STYLE BASE, SITTING-HEIGHT	42 dia. x 29"
2475	30" ROUND TOP, TRUMPET BASE, SITTING-HEIGHT	30 dia. x 29"
2476	30" SQUARE TOP, TRUMPET BASE, SITTING-HEIGHT	30 x 30 x 29"
<b>B</b> 2477	36" ROUND TOP, TRUMPET BASE, SITTING-HEIGHT	36 dia. x 29"
2478	36" SQUARE TOP, TRUMPET BASE, SITTING-HEIGHT	36 x 36 x 29"
<b>C</b> 2479	42" ROUND TOP, TRUMPET BASE, SITTING-HEIGHT	42 dia. x 29"
2480	30" ROUND TOP, X STYLE BASE, BISTRO-HEIGHT	30 dia. x 42"
2481	30" SQUARE TOP, X STYLE BASE, BISTRO-HEIGHT	30 x 30 x 42"
2482	36" ROUND TOP, X STYLE BASE, BISTRO-HEIGHT	36 dia. x 42"
2483	36" SQUARE TOP, X STYLE BASE, BISTRO-HEIGHT	36 x 36 x 42"
2484	30" ROUND TOP, TRUMPET BASE, BISTRO-HEIGHT	30 dia. x 42"
<b>D</b> 2485	30" SQUARE TOP, TRUMPET BASE, BISTRO-HEIGHT	30 x 30 x 42"
2486	36" ROUND TOP, TRUMPET BASE, BISTRO-HEIGHT	36 dia. x 42"
2487	36" SQUARE TOP, TRUMPET BASE, BISTRO-HEIGHT	36 x 36 x 42"

## STYLES

### TOP STYLE




### BASE STYLE



NOTE: BISTRO BASE STYLE ONLY AVAILABLE WITH 30" AND 36" TOP STYLES.

## AESTHETICS

### DESIGNER SERIES LAMINATE TOP FINISH



AN ASIAN NIGHT / HM HARVEST MAPLE / EM EMPIRE MAHOGANY / WC WILD CHERRY / EO ENGLISH OAK / SO SOLAR OAK / KM KENSINGTON MAPLE / BL BLACK / DW DESIGNER WHITE / SG SLATE GRAY / KB KHAKI BROWN / PB PEWTER BRUSH / MN MYSTIQUE NIGHT / NT NATURAL TIGRIS / BZ BRONZE LEGACY / TL TAWNY LEGACY / ST STEEL MESH

### EDGE BAND COLOR



BL BLACK

### LEG FINISH



BL BLACK / SL METALLIC GRAY

### SPECIAL ORDER LAMINATES

For Special Order Laminate options, please refer to Wilsonart's "The Standards" collection. Visit [www.wilsonart.com](http://www.wilsonart.com) for more information or to request a sample swatch. Certain customer specified laminates are also available for an upcharge. Please contact Saeco Products Customer Care at 1-888-971-6225 or go to [www.safcoproducts.com](http://www.safcoproducts.com).

## OPTIONAL ACCESSORIES

2059BL CLAMP-ON POWER MODULE



## ORDER INFORMATION

TO ORDER, PLEASE SPECIFY:

\_\_\_\_\_ + \_\_\_\_\_ + <sup>B L</sup> \_\_\_\_\_ + \_\_\_\_\_  
 MODEL      TOP FINISH      EDGE BAND COLOR      LEG FINISH



D





IMAGE FEATURES SASSY® BISTRO-HEIGHT CHAIRS (PG. 8).



## CHA-CHA QUICK SHIP

- top - cherry (CY) and gray (GR)
- base - black (BL) and metallic gray (SL)
- available to ship within 48 hours

## AESTHETICS

### QUICK SHIP LAMINATE TOP FINISH



CY BILTMORE CHERRY / GR FASHION GRAY

### LEG FINISH



BL BLACK / SL METALLIC GRAY

## SPECS

MODEL NUMBER	PRODUCT	TOP/BASE COLOR
A 2470CYBL	30" ROUND TOP, X STYLE BASE, SITTING-HEIGHT	CHERRY/BLACK
2470CYSL	30" ROUND TOP, X STYLE BASE, SITTING-HEIGHT	CHERRY/METALLIC GRAY
2470GRBL	30" ROUND TOP, X STYLE BASE, SITTING-HEIGHT	GRAY/BLACK
2470GRSL	30" ROUND TOP, X STYLE BASE, SITTING-HEIGHT	GRAY/METALLIC GRAY
2472CYBL	36" ROUND TOP, X STYLE BASE, SITTING-HEIGHT	CHERRY/BLACK
2472CYSL	36" ROUND TOP, X STYLE BASE, SITTING-HEIGHT	CHERRY/METALLIC GRAY
2472GRBL	36" ROUND TOP, X STYLE BASE, SITTING-HEIGHT	GRAY/BLACK
2472GRSL	36" ROUND TOP, X STYLE BASE, SITTING-HEIGHT	GRAY/METALLIC GRAY
2474CYBL	42" ROUND TOP, X STYLE BASE, SITTING-HEIGHT	CHERRY/BLACK
2474CYSL	42" ROUND TOP, X STYLE BASE, SITTING-HEIGHT	CHERRY/METALLIC GRAY
2474GRBL	42" ROUND TOP, X STYLE BASE, SITTING-HEIGHT	GRAY/BLACK
2474GRSL	42" ROUND TOP, X STYLE BASE, SITTING-HEIGHT	GRAY/METALLIC GRAY
2475CYBL	30" ROUND TOP, TRUMPET BASE, SITTING-HEIGHT	CHERRY/BLACK
2475CYSL	30" ROUND TOP, TRUMPET BASE, SITTING-HEIGHT	CHERRY/METALLIC GRAY
2475GRBL	30" ROUND TOP, TRUMPET BASE, SITTING-HEIGHT	GRAY/BLACK
2475GRSL	30" ROUND TOP, TRUMPET BASE, SITTING-HEIGHT	GRAY/METALLIC GRAY
2477CYBL	36" ROUND TOP, TRUMPET BASE, SITTING-HEIGHT	CHERRY/BLACK
2477CYSL	36" ROUND TOP, TRUMPET BASE, SITTING-HEIGHT	CHERRY/METALLIC GRAY
2477GRBL	36" ROUND TOP, TRUMPET BASE, SITTING-HEIGHT	GRAY/BLACK
2477GRSL	36" ROUND TOP, TRUMPET BASE, SITTING-HEIGHT	GRAY/METALLIC GRAY
2479CYBL	42" ROUND TOP, TRUMPET BASE, SITTING-HEIGHT	CHERRY/BLACK
2479CYSL	42" ROUND TOP, TRUMPET BASE, SITTING-HEIGHT	CHERRY/METALLIC GRAY
2479GRBL	42" ROUND TOP, TRUMPET BASE, SITTING-HEIGHT	GRAY/BLACK
2479GRSL	42" ROUND TOP, TRUMPET BASE, SITTING-HEIGHT	GRAY/METALLIC GRAY
2480CYBL	30" ROUND TOP, X STYLE BASE, BISTRO-HEIGHT	CHERRY/BLACK
2480CYSL	30" ROUND TOP, X STYLE BASE, BISTRO-HEIGHT	CHERRY/METALLIC GRAY
2480GRBL	30" ROUND TOP, X STYLE BASE, BISTRO-HEIGHT	GRAY/BLACK
2480GRSL	30" ROUND TOP, X STYLE BASE, BISTRO-HEIGHT	GRAY/METALLIC GRAY
2482CYBL	36" ROUND TOP, X STYLE BASE, BISTRO-HEIGHT	CHERRY/BLACK
2482CYSL	36" ROUND TOP, X STYLE BASE, BISTRO-HEIGHT	CHERRY/METALLIC GRAY
2482GRBL	36" ROUND TOP, X STYLE BASE, BISTRO-HEIGHT	GRAY/BLACK
2482GRSL	36" ROUND TOP, X STYLE BASE, BISTRO-HEIGHT	GRAY/METALLIC GRAY



# CHA-CHA™ TEAMING TABLES

- available as bistro table (42"h) or sitting-height table (29"h)
- four different sizes and three different shapes for tabletop
- all tops have 1-inch, high-pressure laminate with 3mm vinyl t-molded edging
- only available with x style base
- includes leg levelers for uneven surfaces
- metallic gray or black base
- optional center grommet and pull-up power module with USB charging ports





## SPECS

MODEL NUMBER	PRODUCT	W x D x H
2508	RACETRACK TOP - 72 x 36" SITTING-HEIGHT	72 x 36 x 29"
2509	RACETRACK TOP - 84 x 36" SITTING-HEIGHT	84 x 36 x 29"
2510	RACETRACK TOP - 72 x 42" SITTING-HEIGHT	72 x 42 x 29"
2511	RACETRACK TOP - 84 x 42" SITTING-HEIGHT	84 x 42 x 29"
2516	RECTANGLE TOP - 72 x 36" SITTING-HEIGHT	72 x 36 x 29"
2517	RECTANGLE TOP - 84 x 36" SITTING-HEIGHT	84 x 36 x 29"
2518	RECTANGLE TOP - 72 x 42" SITTING-HEIGHT	72 x 42 x 29"
2519	RECTANGLE TOP - 84 x 42" SITTING-HEIGHT	84 x 42 x 29"
2512	RACETRACK TOP - 72 x 36" BISTRO-HEIGHT	72 x 36 x 42"
2513	RACETRACK TOP - 84 x 36" BISTRO-HEIGHT	84 x 36 x 42"
2514	RACETRACK TOP - 72 x 42" BISTRO-HEIGHT	72 x 42 x 42"
2515	RACETRACK TOP - 84 x 42" BISTRO-HEIGHT	84 x 42 x 42"
2520	RECTANGLE TOP - 72 x 36" BISTRO-HEIGHT	72 x 36 x 42"
2521	RECTANGLE TOP - 84 x 36" BISTRO-HEIGHT	84 x 36 x 42"
2522	RECTANGLE TOP - 72 x 42" BISTRO-HEIGHT	72 x 42 x 42"
2523	RECTANGLE TOP - 84 x 42" BISTRO-HEIGHT	84 x 42 x 42"
2528	PENINSULA TOP - 72 x 36" SITTING-HEIGHT	72 x 36 x 29"
2529	PENINSULA TOP - 84 x 36" SITTING-HEIGHT	84 x 36 x 29"
2530	PENINSULA TOP - 72 x 42" SITTING-HEIGHT	72 x 42 x 29"
2531	PENINSULA TOP - 84 x 42" SITTING-HEIGHT	84 x 42 x 29"
2532	PENINSULA TOP - 72 x 36" BISTRO-HEIGHT	72 x 36 x 42"
2533	PENINSULA TOP - 84 x 36" BISTRO-HEIGHT	84 x 36 x 42"
2534	PENINSULA TOP - 72 x 42" BISTRO-HEIGHT	72 x 42 x 42"
2535	PENINSULA TOP - 84 x 42" BISTRO-HEIGHT	84 x 42 x 42"

## STYLES

### TOP STYLE

#### RECTANGLE



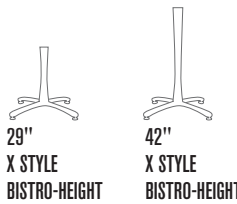
#### RACETRACK



#### PENINSULA



### BASE STYLE



## AESTHETICS

### DESIGNER SERIES LAMINATE TOP FINISH



AN ASIAN NIGHT / HM HARVEST MAPLE / EM EMPIRE MAHOGANY / WC WILD CHERRY / EO ENGLISH OAK / SO SOLAR OAK / KM KENSINGTON MAPLE / BL BLACK / DW DESIGNER WHITE / SG SLATE GRAY / KB KHAKI BROWN / PB PEWTER BRUSH / MN MYSTIQUE NIGHT / NT NATURAL TIGRIS / BZ BRONZE LEGACY / TL TAWNY LEGACY / ST STEEL MESH

### SPECIAL ORDER LAMINATES

For Special Order Laminate options, please refer to Wilsonart's "The Standards" collection. Visit [www.wilsonart.com](http://www.wilsonart.com) for more information or to request a sample swatch. Certain customer specified laminates are also available for an upcharge. Please contact Safo Products Customer Care at 1-888-971-6225 or go to [www.safcoproducts.com](http://www.safcoproducts.com).

### EDGE BAND COLOR



BL BLACK

### LEG FINISH



BL BLACK /  
SL METALLIC GRAY

### CABLE GROMMET



C6 (ENTER 00 IF NO GROMMET IS DESIRED)

## OPTIONAL ACCESSORIES

- B** 2059BL CLAMP-ON POWER MODULE
- C** 2069BL PULL-UP POWER MODULE (FITS IN GROMMET HOLE IF CABLE GROMMET OPTION IS ORDERED)



## ORDER INFORMATION

TO ORDER, PLEASE SPECIFY:

MODEL + TOP FINISH + <sup>B</sup>EDGE BAND COLOR + <sup>L</sup>LEG FINISH + CABLE GROMMET



IMAGE FEATURES VY™ BISTRO-HEIGHT CHAIRS (PG. 14).





## QUICK SHIP

- top - white (DW), Asian night (AN), cherry (CY) and gray (GR)
- base - black (BL) and metallic gray (SL)
- available to ship within 48 hours

## SPECS

MODEL NUMBER	PRODUCT	TOP/BASE COLOR
2550ANBL	RACETRACK TOP - 72 x 36" BISTRO-HEIGHT	ASIAN NIGHT/BLACK
2550ANSL	RACETRACK TOP - 72 x 36" BISTRO-HEIGHT	ASIAN NIGHT/METALLIC GRAY
2550DWBL	RACETRACK TOP - 72 x 36" BISTRO-HEIGHT	DESIGNER WHITE/BLACK
<b>A</b> 2550DWSL	RACETRACK TOP - 72 x 36" BISTRO-HEIGHT	DESIGNER WHITE/METALLIC GRAY
2551ANBL	RACETRACK TOP - 84 x 36" BISTRO-HEIGHT	ASIAN NIGHT/BLACK
2551ANSL	RACETRACK TOP - 84 x 36" BISTRO-HEIGHT	ASIAN NIGHT/METALLIC GRAY
2551DWBL	RACETRACK TOP - 84 x 36" BISTRO-HEIGHT	DESIGNER WHITE/BLACK
2551DWSL	RACETRACK TOP - 84 x 36" BISTRO-HEIGHT	DESIGNER WHITE/METALLIC GRAY
2552ANBL	RACETRACK TOP - 72 x 42" BISTRO-HEIGHT	ASIAN NIGHT/BLACK
2552ANSL	RACETRACK TOP - 72 x 42" BISTRO-HEIGHT	ASIAN NIGHT/METALLIC GRAY
2552DWBL	RACETRACK TOP - 72 x 42" BISTRO-HEIGHT	DESIGNER WHITE/BLACK
2552DWSL	RACETRACK TOP - 72 x 42" BISTRO-HEIGHT	DESIGNER WHITE/METALLIC GRAY
<b>B</b> 2553ANBL	RACETRACK TOP - 84 x 42" BISTRO-HEIGHT	ASIAN NIGHT/BLACK
2553ANSL	RACETRACK TOP - 84 x 42" BISTRO-HEIGHT	ASIAN NIGHT/METALLIC GRAY
2553DWBL	RACETRACK TOP - 84 x 42" BISTRO-HEIGHT	DESIGNER WHITE/BLACK
2553DWSL	RACETRACK TOP - 84 x 42" BISTRO-HEIGHT	DESIGNER WHITE/METALLIC GRAY




## AESTHETICS

### QUICK SHIP LAMINATE TOP FINISH



AN ASIAN NIGHT/ DW DESIGNER WHITE

### LEG FINISH



BL BLACK / SL METALLIC GRAY



# RSVP™ TABLES

- standard or pneumatic base with glides
- pneumatic base table adjusts in height from 27<sup>3</sup>/<sub>4</sub>" to 37<sup>3</sup>/<sub>4</sub>"
- standard fixed table's height is 29" overall
- four glides on each base
- round tops in three sizes and two colors
- optional casters
- available to ship within 48 hours



D

C





## SPECS

MODEL NUMBER	PRODUCT	DIA x H
A 2651	30" ROUND TABLETOP	30 x 1"
B 2653	36" ROUND TABLETOP	36 x 1"
2654	42" ROUND TABLETOP	42 x 1"
C 2655	PNEUMATIC BASE WITH 4 LEVELERS	30¼ x 27¼-37"
D 2656	FIXED BASE WITH 4 LEVELERS	30¼ x 29"

NOTE: PNEUMATIC BASE STYLE ONLY AVAILABLE WITH 30" AND 36" TOP STYLES.

## AESTHETICS

### QUICK SHIP LAMINATE TOP FINISH



CY BILTMORE CHERRY /  
GR FASHION GRAY

### LEG FINISH



BL BLACK / SL METALLIC GRAY

## OPTIONAL ACCESSORIES

- C 2660BL LOCKING CASTERS (SET OF 4)

## ORDER INFORMATION

TO ORDER, PLEASE SPECIFY: TABLETOP + BASE

TABLETOP --- + ---  
MODEL TOP FINISH

BASE --- + ---  
MODEL LEG FINISH

TABLETOPS AND BASES SHIP SEPARATELY, PLEASE ORDER BOTH.



# ELECTRIC HEIGHT-ADJUSTABLE TABLES

- adjusts from 24" to 50"h (including 1" work surface) at 1.5" per second
- tabletops made from 1" high-pressure laminate with 3mm t-molded edge
- tops available in 24" or 30" depth and 60" or 72" width
- soft start/stop control and quiet motor (<50db)
- steel base with powder coat finish
- includes two cable grommets for cord management
- rated up to 220 lbs.
- optional pull-up style power module provides four electric outlets, two USB charging ports, 8 ft. power cord and surge suppressor with indicator light; CUL listed



NEW





## SPECS

MODEL NUMBER	DESCRIPTION	OVERALL W x D x H
<b>A</b> 1909BL*	TABLE BASE, BLACK	24-50"H
<b>B</b> 1909GR*	TABLE BASE, GRAY	24-50"H
<b>C</b> 1890	60 x 24" TOP	60 x 24 x 1"
<b>D</b> 1891	72 x 24" TOP	72 x 24 x 1"
1892	60 x 30" TOP	60 x 30 x 1"
1893	72 x 30" TOP	72 x 30 x 1"

\*BASE IS FOR TOP SIZES 60-72"W / 24-30"D

## OPTIONAL ACCESSORIES

2069BL PULL-UP POWER MODULE WITH USB



## ORDER INFORMATION

TO ORDER, PLEASE SPECIFY:

**TABLETOP**                   +           +            
MODEL          TOP FINISH      EDGE BAND

**BASE**                    +            
MODEL          BASE FINISH

## AESTHETICS

### QUICK SHIP LAMINATE TOP FINISH



CY CHERRY / GR GRAY

### QUICK SHIP EDGE BAND COLOR



BL BLACK

### BASE FINISH OPTION




BL BLACK / GR GRAY

### DESIGNER SERIES EDGE BAND COLOR



BL BLACK / GR GRAY

### DESIGNER SERIES LAMINATE TOP FINISH



Design YOUR OWN

AN ASIAN NIGHT / HM HARVEST MAPLE / EM EMPIRE MAHOGANY / WC WILD CHERRY /  
 EO ENGLISH OAK / SO SOLAR OAK / KM KENSINGTON MAPLE / BL BLACK /  
 DW DESIGNER WHITE / SG SLATE GRAY / KB KHAKI BROWN / PB PEWTER BRUSH /  
 MN MYSTIQUE NIGHT / NT NATURAL TIGRIS / BZ BRONZE LEGACY / TL TAWNY LEGACY /  
 ST STEEL MESH

### SPECIAL ORDER LAMINATES

For Special Order Laminate options, please refer to Wilsonart's "The Standards" collection. Visit [www.wilsonart.com](http://www.wilsonart.com) for more information or to request a sample swatch. Certain customer specified laminates are also available for an upcharge. Please contact Safo Products Customer Care at 1-888-971-6225 or go to [www.safcoproducts.com](http://www.safcoproducts.com).



# GLASS

## ACCENT TABLES



- tempered glass accent table
- white accent table has green tint
- chrome pedestal
- sturdy steel and glass combination

A



SPECS

<b>MODEL NUMBER</b>	<b>COLOR</b>	<b>OVERALL DIA x H</b>
<b>A</b> 5095BL	BLACK	17½ x 19"
<b>B</b> 5095WH	WHITE	17½ x 19"

AESTHETICS

COLOR OPTION



BL BLACK / WH WHITE



## VARI™ ACCENT TABLE

- accent table designed for use alongside seating
- steel tripod base in chrome
- frosted tempered glass top with green tint



### SPECS

<b>MODEL NUMBER</b> 5096WH	<b>COLOR</b> WHITE	<b>OVERALL DIA x H</b> 17¼ x 20¼"
-------------------------------	-----------------------	--------------------------------------

## DECORI™ WOOD SIDE TABLES

- wood side tables
- available in two heights
- smaller table can be used as an alternative seat while using the taller table to work on
- wood laminate tops are accented by four curved, chrome legs



### SPECS

	MODEL NUMBER	DESCRIPTION	COLOR	OVERALL DIA x H
A	5098CY	SHORT SIDE TABLE	CHERRY	15¼ x 18½"
	5098MH	SHORT SIDE TABLE	MAHOGANY	15¼ x 18½"
	5099CY	TALL SIDE TABLE	CHERRY	19¼ x 25¼"
B	5099MH	TALL SIDE TABLE	MAHOGANY	19¼ x 25¼"

### AESTHETICS

#### WOOD OPTION



CY CHERRY / MH MAHOGANY



## ANYWHERE END TABLES



- modern end table
- sturdy steel and laminated top
- silver or black base



### SPECS

MODEL NUMBER	BASE COLOR	OVERALL W x D x H
<b>C</b> 5090BL	BLACK	20 x 20 x 19½"
<b>D</b> 5090SL	SILVER	20 x 20 x 19½"



## ENTOURAGE™ TABLES

- ideal for outdoor use
- seamless design keeps moisture out
- UV, heat and scratch resistant
- steel base with silver powder coat finish



### SPECS

MODEL NUMBER	DESCRIPTION	COLOR	DIA x H
<b>E</b> 2491AC	24" TABLETOP	ANTHRACITE	24 x 1"
<b>F</b> 2492AC	32" TABLETOP	ANTHRACITE	24 x 1"
<b>G</b> 2490SL	BASE	SILVER	18 x 29"

NEW





# STUDIO DESKS

## SINGLE DRAWER OFFICE DESK

- black frame with wooden veneer top, white frame with laminate top
- contemporary leg design
- drawer and built-in storage compartment

## WRITING DESK

- black frame with wooden veneer top, white frame with laminate top
- enables cable management
- upper shelf for additional storage



IMAGE FEATURES LED LIGHTING (PG. 195), ZENERGY™ BALL CHAIR (PG. 37) & ONYX™ FILING (PG. 239) CART.



## SPECS

MODEL NUMBER	DESCRIPTION	FRAME FINISH	W x D x H
<b>A</b> 1950BL	SINGLE DRAWER OFFICE DESK, WOODEN VENEER TOP	BLACK	43¼ x 21½ x 30¾"
1950WH	SINGLE DRAWER OFFICE DESK, LAMINATE TOP	WHITE	43¼ x 21½ x 30¾"
1951BL	WRITING DESK, WOODEN VENEER TOP	BLACK	37¾ x 22¾ x 34¼"
<b>B</b> 1951WH	WRITING DESK, LAMINATE TOP	WHITE	37¾ x 22¾ x 34¼"

## AESTHETICS

### FRAME FINISH



BL BLACK / WH WHITE



NEW



TABLE DESKS



- simple design
- style without sacrificing function
- wood laminate top
- steel u-shaped legs



SPECS

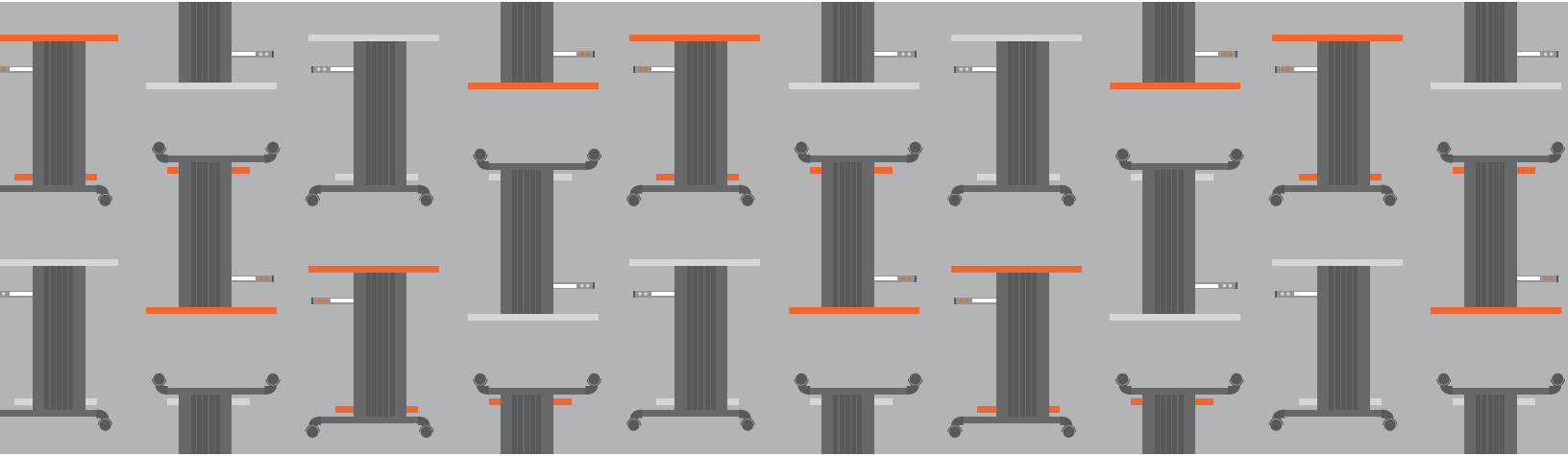
MODEL NUMBER	DESCRIPTION	COLOR	W x D x H
<b>C</b> 1943BWHH	BEECH TOP/WHITE LEGS	BEECH/WHITE	47¼ x 24 x 28¼"
<b>D</b> 1943BLSL	BLACK TOP/SILVER LEGS	BLACK/SILVER	47¼ x 24 x 28¼"
<b>E</b> 1943CYBL	CHEERY TOP/BLACK LEGS	CHEERY/BLACK	47¼ x 24 x 28¼"



IMAGE FEATURES VOICE™ TASK CHAIR (PG. 40), LED LIGHTING (PG. 195) & BUBBLE WASTEBASKET (PG. 266).

M U V™

ADJUSTABLE-HEIGHT DESKS



- decorative molded side panels hide computer cables
- keyboard shelf extends 9¾" and retracts under the work surface
- durable powder coat steel frame
- cable management
- mobile on four casters (two locking)



## 28" ADJUSTABLE-HEIGHT DESK

- adjusts from 29" to 34" in height
- height-adjustable monitor and keyboard trays
- height-adjustable lower shelf

## 35" ADJUSTABLE-HEIGHT DESK

- keyboard and monitor shelves adjust in 4" range
- 31½"w printer shelf adjustable in 1" increments

## MINI TOWER DESK

- pullout printer shelf
- accommodates CPU up to 16½" high
- keyboard shelf adjustable in 1" increments
- 19¾"d printer shelf adjustable in 1" increments

## STAND-UP HEIGHT-ADJUSTABLE DESK

- adjusts in height from 35" to 49"
- work surface: 29½"w x 19¾"d
- keyboard shelf extends 9¾" and retracts under the work surface
- keyboard shelf: 22¾"w x 13½"d
- adjustable shelves



## SPECS

MODEL NUMBER	DESCRIPTION	COLOR	W x D x H
1925CY	28" ADJUSTABLE-HEIGHT DESK	CHERRY	29½ x 22 x 29-34"
1925MO	28" ADJUSTABLE-HEIGHT DESK	MEDIUM OAK	29½ x 22 x 29-34"
1926CY	35" ADJUSTABLE-HEIGHT DESK	CHERRY	35½ x 22 x 29-34"
A 1926MO	35" ADJUSTABLE-HEIGHT DESK	MEDIUM OAK	35½ x 22 x 29-34"
B 1927CY	MINI TOWER DESK	CHERRY	35½ x 22 x 29-34"
1927MO	MINI TOWER DESK	MEDIUM OAK	35½ x 22 x 29-34"
C 1929CY	STAND-UP ADJUSTABLE-HEIGHT DESK	CHERRY	29½ x 22 x 35-49"
1929GR	STAND-UP ADJUSTABLE-HEIGHT DESK	GRAY	29½ x 22 x 35-49"
1929MO	STAND-UP ADJUSTABLE-HEIGHT DESK	MEDIUM OAK	29½ x 22 x 35-49"

## AESTHETICS



### WOOD COLORS



CY CHERRY / GR GRAY / MO MEDIUM OAK

IMAGE FEATURES ONYX™ MESH ROUND WASTEBASKET (PG. 264).





# MUV™ FIXED-HEIGHT DESKS

## OVERALL PRODUCT DETAILS

- durable ¾" melamine laminate work surface and shelves
- keyboard shelves extend 9¾" and retract under the work surface
- decorative molded side panels hide computer cables
- cable management
- durable powder coat steel frame
- mobile on four casters (two locking)

## 35" FIXED-HEIGHT DESK

- 35" wide equipped with adjustable shelf
- keyboard tray and decoratively molded side panels to hide cables
- keyboard shelf extends and retracts under the work surface
- keyboard shelf adjusts in 1" increments

## STAND-UP FIXED-HEIGHT DESK

- 45" high stand-up station
- keyboard tray adjusts in 1" increments
- 24¾"w printer tray adjusts in 1" increments
- decoratively molded side panels hide cables



## SPECS

MODEL NUMBER	DESCRIPTION	COLOR	W x D x H
1921CY	35" FIXED-HEIGHT DESK	CHERRY	35½ x 22 x 30½"
1921MO	35" FIXED-HEIGHT DESK	MEDIUM OAK	35½ x 22 x 30½"
1923CY	STAND-UP DESK	CHERRY	29½ x 22 x 45"
1923GR	STAND-UP DESK	GRAY	29½ x 22 x 45"
1923MO	STAND-UP DESK	MEDIUM OAK	29½ x 22 x 45"

A  
B

## AESTHETICS

### WOOD COLORS

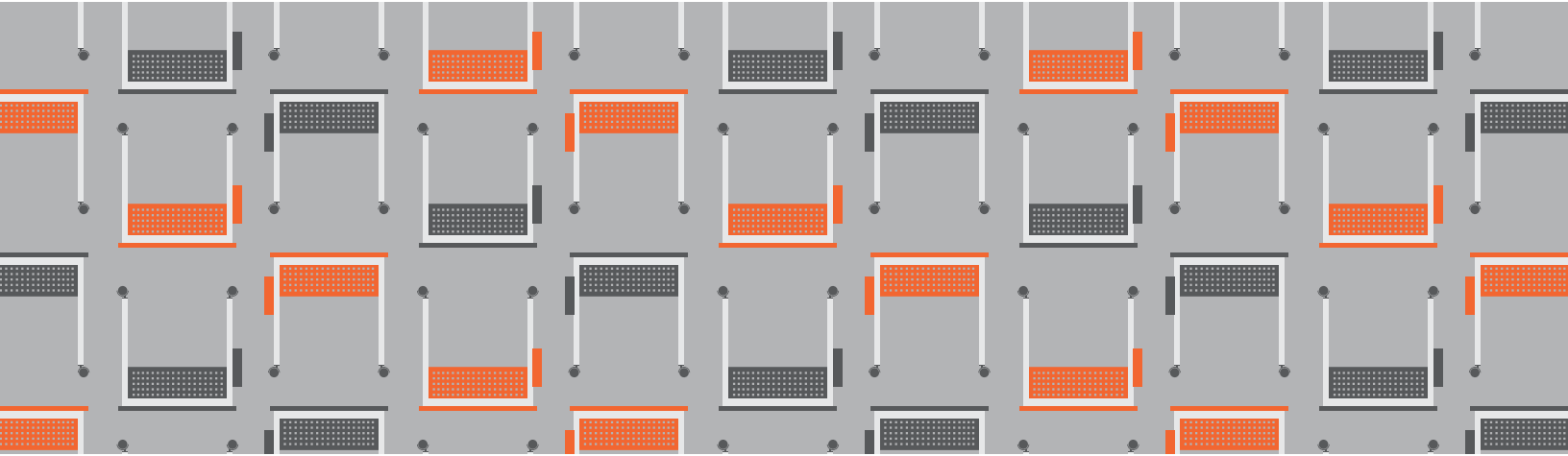


CY CHERRY / GR GRAY / MO MEDIUM OAK





# SCOOT™ DESKS



- sit-down and stand-up desks nest together
- hole-pattern design
- side pocket on both desks
- complements entire Scoot line of products
- mobile on four casters (two locking)





## SPECS

	MODEL NUMBER	DESCRIPTION	COLOR	W x D x H
A	19078L	SIT-DOWN DESK	BLACK	32½ x 22 x 30"
B	19088L	STAND-UP DESK	BLACK	39½ x 23¼ x 41¼"



IMAGE FEATURES METRO™ EXTENDED-HEIGHT CHAIR (PG. 61), LED LIGHTING (PG. 194) & SPLASH™ MULTI-COLORED WOOD DESK SET (PG. 172).



# XPRESSIONS™ COMPUTER DESKS

## COMPUTER DESK

- tempered glass allows users to take notes on desktop
- tempered glass shelves held in place with suction cups
- attached side shelf provides storage

## 47" COMPUTER DESK

- take notes on the surface or the back panel
- back panel can also be used for storage
- optional keyboard tray

## EBONY COMPUTER DESK

- back panel made from tempered glass
- tempered glass allows users to take notes on back panel
- back panel can also be used for storage
- underneath shelf for extra storage or convenient footrest

## STAND-UP DESK

- take notes on the surface or the back panel
- back panel can also be used for storage
- Patented Swinging Pendulum™ Footrest Bar
- noise-free footrest bar allows natural movement while standing at desk
- patent nos. 8061278 and 8291833



## SPECS

MODEL NUMBER	DESCRIPTION	COLOR	W x D x H
<b>A</b> 1936TG	COMPUTER DESK	TEMPERED GLASS	53¼ x 23¼ x 45"
<b>B</b> 1938TG	47" COMPUTER DESK	TEMPERED GLASS	47 x 23 x 37"
<b>C</b> 1939EB	COMPUTER DESK	EBONY	32 x 21 x 34¼"
<b>D</b> 1940BL	KEYBOARD TRAY	BLACK	23½ x 15¼ x 1¾"
<b>E</b> 1941TG	STAND-UP DESK	TEMPERED GLASS	35 x 23 x 49"



1936TG AND 1938TG ARE GREENGUARD CERTIFIED

# ALPHABETTER® DESK

## ALPHABETTER® DESK

- adjusts from 26" to 42" high
- adjustable in 1¼" increments
- designed for students in grades 3-12
- desktops are durable, chemical, fire and impact resistant
- lower phenolic shelf provides additional storage
- steel frame with black powder coat finish for durability
- Patented Swinging Pendulum™ Footrest Bar
- optional book box
- patent nos. 8061278 and 8291833



## SPECS

MODEL NUMBER	DESCRIPTION	COLOR	W x D x H
1201BE	STANDARD TOP	BEIGE	28 x 20 x 26-42"
1202BE	STANDARD TOP WITH BOOK BOX	BEIGE	28 x 20 x 26-42"
1203GR	PREMIUM TOP	GRAY	28 x 20 x 26-42"
1204GR	PREMIUM TOP WITH BOOK BOX	GRAY	28 x 20 x 26-42"
1206BE	STANDARD TOP	BEIGE	36 x 24 x 26-42"
1207BE	STANDARD TOP WITH BOOK BOX	BEIGE	36 x 24 x 26-42"
1208GR	PREMIUM TOP	GRAY	36 x 24 x 26-42"
1209GR	PREMIUM TOP WITH BOOK BOX	GRAY	36 x 24 x 26-42"
1212BL	BOOK BOX	BLACK	22 x 15 x 4¾"

**STANDARD TOP:** ¾" THICK TRADITIONAL STYLE IN MDF (MEDIUM DENSITY FIBERBOARD) WITH DURABLE 3D RIGID THERMOPLASTIC LAMINATE WHICH IS FIRE, CHEMICAL AND IMPACT RESISTANT.

**PREMIUM TOP:** ¾" THICK PHENOLIC (HARD, DENSE COMPOSITE MATERIAL; INDUSTRIAL LAMINATED PLASTIC) PROVIDES SUPERIOR FIRE, CHEMICAL AND IMPACT RESISTANCE AND OFFERS A SLIM MODERN PROFILE.

## AESTHETICS

### COLORS



BE BEIGE / GR GRAY

# ALPHABETTER® STOOLS

- tip-resistant stools
- height-adjustable in 1¼" increments
- allows users to sit and use the Patented Swinging Pendulum™ Footrest Bar



## SPECS

MODEL NUMBER	COLOR	SEAT W x D	W x H
1205BE	BEIGE	13 x 13	15¼-19¼ x 21-35½"
1205BL	BLACK	13 x 13	15¼-19¼ x 21-35½"

## AESTHETICS

### COLORS



BE BEIGE / BL BLACK

# PICCO™ SERIES MOBILE COMPUTER DESKS

## OVERALL PRODUCT DETAILS

- tapered side panels and bow tie shaped top
- pullout keyboard tray includes fabric covered foam wrist support
- privacy panel with openings for cable routing
- furniture-grade wood with durable laminate finish
- mobile on four swivel casters (two locking)

## DUO DESK

- top surface mounts on the left or right side
- 28¼"w x 18½"d top surface for monitor and CPU storage
- pullout keyboard surface is 23⅞"w x 15½"d
- privacy panel with openings for cable routing
- open knee space



## PRINTER STAND

- two shelves for storage
- slides under most work surfaces



## SPECS

MODEL NUMBER	DESCRIPTION	COLOR	W x D x H
A 1953MH	DUO WORKSTATION	MAHOGANY	28¼" x 22¼" x 30¼"
B 1954MH	DUO PRINTER STAND	MAHOGANY	22¼" x 16¼" x 15½"

# READY-TO-USE COMPUTER DESK

- stores flat and assembles without tools
- fold out hinged panels snap securely in place
- slide-out printer and keyboard/mouse shelves
- 9¾"w x 18⅞"d x 21"h CPU compartment
- lower storage space measures 19½"w x 18⅞"d x 10¼"h
- constructed of furniture-grade wood with durable laminate finish
- mobile on four swivel casters (two locking)



STORED FLAT



## SPECS

MODEL NUMBER	COLOR	W x D x H
1901MH	MAHOGANY	31¼" x 19¼" x 31½"



## REVERSIBLE TOP COMPUTER DESKS

- one-inch laminate top reverses between mahogany and medium oak
- full width 6¾" d steel shelf and privacy panel
- cable routing cutouts
- black steel base
- 1933 comes with four dual-wheel casters (two locking)



### SPECS

MODEL NUMBER	DESCRIPTION	COLOR	W x D x H
1930	36"W COMPUTER DESK	MAHOGANY/MEDIUM OAK	35½ x 28 x 30"
1931	48"W COMPUTER DESK	MAHOGANY/MEDIUM OAK	47½ x 28 x 30"
1933	54"W MOBILE COMPUTER DESK	MAHOGANY/MEDIUM OAK	53½ x 28 x 30"
1934	24"W FAX/PRINTER STAND	MAHOGANY/MEDIUM OAK	23½ x 28 x 30"

## FOLDING COMPUTER TABLE

- computer table folds down to 5¼"
- keyboard shelf adjusts in six different positions by height and tilt
- light gray ¾" laminate top with medium gray tubular steel legs and black end caps
- holds cups up to 19" deep




### SPECS


MODEL NUMBER	W x D x H
1935GR	47½ x 29¾ x 28¾"







M E E T I N G  
E S S E N T I A L S





## WITHOUT THIS STUFF, A MEETING IS JUST A BUNCH OF RANDOM PEOPLE IN A ROOM.


Go ahead and add an AV cart, mobile screen and refreshment cart to your next meeting invite list. Watch as your colleagues' tired, downcast eyes light up with pure, childlike joy as they behold the amazing spread of bagels, juice and coffee before them. Then watch as your meeting-invite acceptance rates sky rocket.

### **MEETING ESSENTIALS**

SCREENS	124-126
AV CARTS	126-131
LECTERNS	132-135
REFRESHMENT CARTS	136-143
COAT RACKS	144-154
SIGNS	155

# R U M B A™

COLLABORATION SCREENS



- full panel magnetic whiteboard or polycarbonate design
- ganging connector set connects screens
- aluminum base with gray powder coat finish
- mobile on four casters (two locking)
- optional tablet hooks and eraser tray





## SPECS

MODEL NUMBER	DESCRIPTION	W x H
2010PCS	FULL PANEL POLYCARBONATE	36 x 54"
2011PCS	FULL PANEL POLYCARBONATE	42 x 54"
2012PCS	FULL PANEL POLYCARBONATE	36 x 66"
<b>A</b> 2013PCS	FULL PANEL POLYCARBONATE	42 x 66"
<b>B</b> 2014WBS	FULL PANEL WHITEBOARD	36 x 54"
2015WBS	FULL PANEL WHITEBOARD	42 x 54"
2016WBS	FULL PANEL WHITEBOARD	36 x 66"
2017WBS	FULL PANEL WHITEBOARD	42 x 66"

## AESTHETICS

### COLOR



GRAY POWDER COAT POLYCARBONATE / MAGNETIC WHITEBOARD

## OPTIONAL ACCESSORIES

MODEL NUMBER	DESCRIPTION	COLOR	W x H
<b>C</b> 2005SL	GANGING CONNECTORS	SILVER	-
<b>D</b> 2007GR	TABLET HOOKS	GRAY	-
<b>E</b> 2008GR	ERASER TRAY	GRAY	12¼ x 2¼"



# IMPROMPTU® SCREENS

- full translucent or magnetic whiteboard panel
- comes with accessory hooks for easel pads
- whiteboard option includes magnetic accessory tray for dry erase markers and eraser
- mobile on four casters (two locking)
- metallic gray or black steel frame



## SPECS

MODEL NUMBER	DESCRIPTION	COLOR	W x H
8510BL	FULL PANEL POLYCARBONATE	BLACK	42 x 72"
8510GR	FULL PANEL POLYCARBONATE	GRAY	42 x 72"
8511BL	FULL PANEL WHITEBOARD	BLACK	42 x 72"
8511GR	FULL PANEL WHITEBOARD	GRAY	42 x 72"

A

## AESTHETICS

### FRAME COLOR



BL BLACK / GR GRAY



A



# IMPROMPTU® AV CART

- steel frame and translucent polycarbonate panels
- holds monitors up to 28"
- wide 36½" top shelf
- pullout accessories drawer
- includes UL approved electrical assembly with surge protector
- mobile on four swivel casters (two locking)
- rated up to 350 lbs.
- black powder coat finish with cherry top and shelf
- complements entire Impromptu line of products



## SPECS

MODEL NUMBER	COLOR	W x D x H
8942BL	BLACK	36½ x 26 x 44"

## IMPROMPTU® FLAT PANEL TV CARTS



- steel frame and translucent polycarbonate panel
- holds monitors up to 42"
- mobile on four casters (two locking)
- metallic gray or black powder coat finish
- complements entire Impromptu line of products
- assembly required



### SPECS

MODEL NUMBER	COLOR	W x D x H
<b>B</b> 8926BL	BLACK	38 x 20 x 65½"
8926GR	GRAY	38 x 20 x 65½"

### AESTHETICS

#### FRAME COLOR



BL BLACK / GR GRAY

## SCOOT™ FLAT PANEL MULTIMEDIA CARTS

- holds monitors up to 42"
- detachable, height-adjustable file pocket
- includes UL approved electrical assembly with surge protector
- mobile on four casters (two locking)
- steel constructed cart with hole pattern design
- 8941BL features secure locking cabinet
- complements entire Scoot line of products
- assembly required



### SPECS

MODEL NUMBER	DESCRIPTION	COLOR	W x D x H
<b>C</b> 8940BL	OPEN MULTIMEDIA CART	BLACK	39½ x 27 x 68"
8941BL	MULTIMEDIA CART	BLACK	39½ x 27 x 68"







## STEEL ADJUSTABLE AV CART WITH CABINET

- holds monitors up to 20"
- secure locking cabinet
- steel cart adjusts from 26" to 42" in 2" increments
- six outlet UL approved mini-surge protector with power switch
- mobile on four swivel casters (two locking)



### SPECS

<b>MODEL NUMBER</b>	<b>COLOR</b>	<b>W x D x H</b>
8943BL	BLACK	26¾ x 20½ x 26-42"

## PLASTIC AV ADJUSTABLE TV CART

- holds monitors up to 27"
- three outlet UL approved mini-surge protector with power switch
- height adjusts to 27", 42", 48" and 54"
- designed with heavy-gauge plastic
- mobile on four swivel casters (two locking)



### SPECS

<b>MODEL NUMBER</b>	<b>COLOR</b>	<b>W x D x H</b>
8944BL	BLACK	39½ x 24 x 55½"





## STEEL WIDE-BODY CART

- holds monitors up to 27"
- upper two shelves measure 2"h x 32"w x 22½"d
- bottom shelf measures 2"h x 32"w x 27½"d
- includes six outlet UL approved electrical assembly
- safety belt with ratchet included
- legs form wide base to evenly distribute weight
- mobile on four swivel casters (two locking)



### SPECS

MODEL NUMBER	COLOR	W x D x H
8930BL	BLACK	35 x 28 x 54½"

## MULTIMEDIA & AV CARTS

### STEEL ADJUSTABLE-HEIGHT CART

- steel with durable powder coat finish
- ideal for media equipment
- holds monitors up to a 20"
- three 24 x 18" shelves
- six outlet UL approved mini-surge protector with power switch
- adjustable in 2" increments from 28" to 36"
- mobile on four swivel casters (two locking)

### PLASTIC ADJUSTABLE-HEIGHT CART

- heavy gauge plastic resists dents and scratches
- holds monitors up to a 20"
- three outlet UL approved mini-surge protector with power switch
- mobile on four swivel casters (two locking)



### SPECS

MODEL NUMBER	DESCRIPTION	COLOR	W x D x H
8932BL	STEEL	BLACK	37¼ x 18¼ x 28½-36½"
8933BL	PLASTIC	BLACK	27¼ x 18¼ x 25½-42"



# STEEL ADJUSTABLE PROJECTOR CART

- height-adjustable presentation cart
- pullout steel laptop shelf
- mobile on four casters (two locking)



## SPECS

MODEL NUMBER	COLOR	W x D x H
8934BL	BLACK	27 x 18 x 36"



# SCOOT™ PRESENTATION CART

- multi-platform cart to support laptops, computers and projectors
- bottom shelf for storage
- height-adjustable presentation shelf
- complements entire Scoot line of products
- mobile on four swivel casters (two locking)



## SPECS

MODEL NUMBER	COLOR	W x D x H
8945BL	BLACK	21½ x 30¼ x 40½"

## PROJECTOR STANDS

- adjustable 18¾" w x 19¾" d shelf and locking door
- projector shelf is height-adjustable in 1" increments, from 20" to 29"
- shelf includes containment ridge
- removable document shelf (12" w x 17" d) can be placed on either side of the stand
- open compartment below adjustable shelf for storage
- lockable lower compartment
- mobile on four casters (two locking)
- available with melamine laminate or ¾" furniture grade wood



### SPECS

MODEL NUMBER	COLOR	W x D x H
8927BL	BLACK	19½ x 20½ x 30"
8927BL	GRAY	19½ x 20½ x 30"

### AESTHETICS

#### FINISH COLOR



BL BLACK / GR GRAY



## MULTIMEDIA PROJECTOR CART

- height-adjustable, pullout steel shelf
- three 24½ x 18½" shelves
- UL approved electrical assembly with surge protector
- mobile on four swivel casters (two locking)



### SPECS

MODEL NUMBER	COLOR	W x D x H
8929BL	BLACK	27¾ x 18¾ x 34¾"

# LECTERNS

## OVERALL PRODUCT FEATURES

- pencil groove
- furniture-grade wood
- features stain and scratch resistant laminate finish to prevent wear and tear
- assembly required with cam-lock fasteners

## TABLETOP LECTERN

- fold down platform for easy user visibility
- large open storage area underneath presentation surface
- use with 8916 to create mobile lectern

## LECTERN/MEDIA CART

- use with lectern top (model 8916) to form 45" h mobile lectern
- includes 19½" w x 15¾" d shelf



## SPECS

MODEL NUMBER	DESCRIPTION	COLOR	W x D x H
8916CY	TABLETOP LECTERN	CHERRY	34 x 20 x 13½"
8916MH	TABLETOP LECTERN	MAHOGANY	34 x 20 x 13½"
8916MO	TABLETOP LECTERN	MEDIUM OAK	34 x 20 x 13½"
8917CY	LECTERN/MEDIA CART	CHERRY	21¼ x 17½ x 33¾"
8917MH	LECTERN/MEDIA CART	MAHOGANY	21¼ x 17½ x 33¾"
8917MO	LECTERN/MEDIA CART	MEDIUM OAK	21¼ x 17½ x 33¾"

## AESTHETICS

### WOOD COLOR



CY CHERRY / MH MAHOGANY / MO MEDIUM OAK





## SCOOT™ MULTI-PURPOSE LECTERN

- fold down platform for easy user visibility
- two swivel cup holders
- large open storage area underneath presentation surface
- interior shelf with double doors
- shelves adjust in 1" increments
- mobile on four casters (two locking)
- hole pattern design with silver leg accents
- black powder coat steel construction with black laminate shelves
- complements entire Scoot line of products



### SPECS

MODEL NUMBER	COLOR	W x D x H
8922BL	BLACK	38¾ x 22 x 49¾"

## IMPROMPTU® LECTERNS

- steel frame and translucent polycarbonate panel
- mobile on four swivel casters (two locking)
- complements entire Impromptu line of products



### SPECS

MODEL NUMBER	COLOR	W x D x H
8912BL	BLACK	26½ x 18¾ x 46½"
8912GR	GRAY	26½ x 18¾ x 46½"

### AESTHETICS

#### FRAME COLOR



BL BLACK / GR GRAY





# EXECUTIVE SERIES LECTERNS



## OVERALL PRODUCT FEATURES

- durable ¾" furniture-grade wood construction with rich laminate finishes
- four swivel casters (two locking)
- assembly required with cam-lock fasteners

## EXECUTIVE MOBILE LECTERN

- reading surface measures 23¾"w x 20"d
- pencil tray and cushioned wrist support/paper stop
- side shelf pulls out on left or right
- two curved interior shelves
- fixed lower interior shelf; upper shelf adjustable

## EXECUTIVE PRESENTATION STAND

- doubles as beverage cart
- presentation surface measures 28"w x 18¾"d
- pencil tray and 2½"h containment lip with open compartment below
- locking cabinet with double doors
- height-adjustable interior shelf




## SPECS

MODEL NUMBER	DESCRIPTION	COLOR	W x D x H
8918CY	EXECUTIVE MOBILE LECTERN	CHERRY	25¼ x 19¾ x 46"
A 8918MH	EXECUTIVE MOBILE LECTERN	MAHOGANY	25¼ x 19¾ x 46"
8918MO	EXECUTIVE MOBILE LECTERN	MEDIUM OAK	25¼ x 19¾ x 46"
8919CY	EXECUTIVE PRESENTATION STAND	CHERRY	29½ x 20½ x 40¾"
B 8919MH	EXECUTIVE PRESENTATION STAND	MAHOGANY	29½ x 20½ x 40¾"

## AESTHETICS

### WOOD COLOR



CY CHERRY / MH MAHOGANY / MO MEDIUM OAK

## STAND-UP LECTERNS

- reading surface measures 23"w x 15¾"d and slopes at 15°
- round molding serves as paper stop
- height-adjustable open storage shelf
- pencil tray included
- floor glides included
- assembly required with cam-lock fasteners



### SPECS

MODEL NUMBER	COLOR	W x D x H
8918CY	CHERRY	23 x 15¾ x 46"
8918MH	MAHOGANY	23 x 15¾ x 46"
8918MO	MEDIUM OAK	23 x 15¾ x 46"

### AESTHETICS

#### WOOD COLOR



CY CHERRY / MH MAHOGANY / MO MEDIUM OAK



## ADJUSTABLE SPEAKER STANDS

- ideal for presentations requiring no support equipment
- reading platform measures 20"w x 16"d and tilts from 0 - 70°
- adjustable podium height from 30" to 44"
- wood laminate top with black t-molding
- black steel base with floor levelers



### SPECS


MODEL NUMBER	COLOR	W x D x H
8921MH	MAHOGANY	21 x 21 x 29½-46"
8921MO	MEDIUM OAK	21 x 21 x 29½-46"

### AESTHETICS

#### WOOD COLOR



MH MAHOGANY / MO MEDIUM OAK





## ONYX™ BREAK ROOM ORGANIZERS

### 1 DRAWER ORGANIZER

- removable dividers
- flat top allows organizers or supplies to be stacked
- holds K-Cup® coffee pods and other break room supplies

### 3 DRAWER ORGANIZER

- three tiers of removable dividers
- holds K-Cup® coffee pods and other break room supplies

### STAND-UP ORGANIZER

- stand-up design allows for easy organization and vision
- holds K-Cup® and other coffee pods

### TOWER BREAK ROOM ORGANIZER

- three storage compartments
- two metal wire handles for easy carrying
- metal label holders (labels included)

### CONDIMENT CARTON

- seven compartments
- six equal sized and one larger compartment
- metal label holders (labels included)

### CUP & LID HOLDER

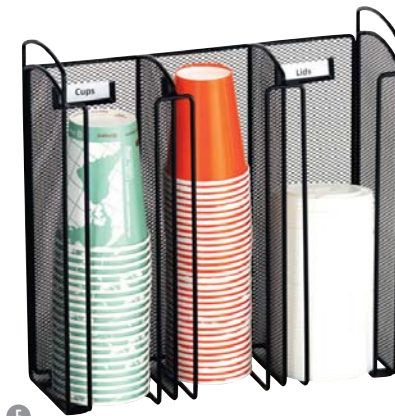
- three compartments to store coffee cups, lids and drinking cups
- metal wire handles for easy carrying
- metal label holders (labels included)

### BREAK ROOM ORGANIZER

- three large compartments
- three removable/adjustable dividers
- metal label holders (labels included)
- holds K-Cup® coffee pods and other break room supplies



E



F




G



## SPECS

MODEL NUMBER	DESCRIPTION	W x D x H
A 3274BL	1 DRAWER ORGANIZER	12½ x 11 x 31¼"
B 3275BL	3 DRAWER ORGANIZER	8¾ x 11½ x 8¾"
C 3276BL	STAND-UP ORGANIZER	11½ x 11½ x 10½"
D 3290BL	TOWER BREAK ROOM ORGANIZER	6 x 6 x 18"
E 3291BL	CONDIMENT CARTON	16 x 8½ x 5¼"
F 3292BL	CUP & LID HOLDER	12¾ x 4½ x 13¼"
G 3293BL	BREAK ROOM ORGANIZER	14¾ x 11¾ x 15"

# REFRESHMENT CARTS



- easily removable shelves
- removable middle shelf doubles as serving tray
- mobile on four high-performance casters
- aluminum frame
- three frosted, tempered glass shelves





## SPECS

MODEL NUMBER	DESCRIPTION	W x D x H
<b>A</b> 8968SL	SMALL REFRESHMENT CART	22 x 16¼ x 35"
<b>B</b> 8969SL	LARGE REFRESHMENT CART	35 x 16¼ x 35"



\*REMOVABLE MIDDLE SHELF DOUBLES AS SERVING TRAY





# STEEL REFRESHMENT CARTS

## REFRESHMENT CART

- melamine top
- laminate cabinet with aluminum trim and white melamine service top
- on-the-door storage
- double doors
- three built-in steel shelves with lip
- interior height-adjustable shelf measures 25"w x 11¾"d
- mobile on four swivel casters (two locking)



## MOBILE REFRESHMENT CART

- melamine top with 1½"h wire rails
- locking cabinet
- adjustable 29"w x 16½"d steel shelf
- open storage area 8¾" high
- mobile on 3½" casters (two locking)



## FOLDING OFFICE CART

- steel cart with two shelves
- compact storage, fold top and bottom shelves up, legs in and top down
- doubles as beverage cart
- top shelf 26"w x 15"d
- lower shelf 22"w x 15"d with ¼" rim
- rated up to 30 lbs.
- mobile on four casters



## SPECS

MODEL NUMBER	DESCRIPTION	COLOR	W x D x H
A 8963BL	REFRESHMENT CART	BLACK	29½ x 22¾ x 33¼"
B 8964BL	MOBILE BEVERAGE CART	BLACK	33½ x 21¾ x 43"
C 8965BL	FOLDING OFFICE CART	BLACK	26 x 15 x 30"

# IMPROMPTU® REFRESHMENT CARTS

- steel frame and translucent polycarbonate side panels
- enclosed fixed interior shelf
- mobile on four swivel casters (two locking)
- gray or cherry laminate top (34 x 17")
- powder coat finish
- complements entire Impromptu line of products



## SPECS

MODEL NUMBER	COLOR	W x D x H
8943BL	BLACK	26¾ x 20½ x 26-42"
8943GR	GRAY	26¾ x 20½ x 26-42"

## AESTHETICS

### COLOR



BL BLACK / GR GRAY



# IMPROMPTU® BEVERAGE CARTS

- translucent polycarbonate side panels with steel frame
- gray or cherry laminate top (34 x 17")
- storage area includes fixed interior shelf
- mobile on four swivel casters (two locking)
- complements entire Impromptu line of products




## SPECS

MODEL NUMBER	COLOR	W x D x H
8967BL	BLACK	34 x 19½ x 36½"
8967GR	GRAY	34 x 19½ x 36½"

## AESTHETICS

### COLOR



BL BLACK / GR GRAY



# WOOD REFRESHMENT CARTS

## OVERALL PRODUCT FEATURES

- contemporary design with easy-to-clean surface
- mobile on four swivel casters (two locking)
- durable ¾" furniture-grade wood with stain and scratch resistant laminate finish
- assembly required with cam-lock fasteners

## DELUXE MOBILE REFRESHMENT/MACHINE CART

- doubles as beverage cart
- top with 2" h containment lip
- drawer measures 5" h
- double doors with large storage compartment and adjustable shelf

## MOBILE REFRESHMENT CENTER

- wood laminate construction
- heat-resistant countertop with 1¼" raised lip
- double-door with fixed interior shelf
- assembly required with cam-lock fasteners

## MOBILE REFRESHMENT CENTER WITH DRAWER

- surface top with 1¼" containment lip
- pullout drawer
- double-door with fixed interior shelf
- mobile on 2" swivel casters (two locking)
- durable ¾" wood laminate
- assembly required with cam-lock fasteners

## REFRESHMENT SERVICE CART

- drop leaf extends serving area
- pullout drawer
- locking double door cabinet with height-adjustable interior shelf
- handles included



## SPECS

MODEL NUMBER	DESCRIPTION	COLOR	W x D x H
<b>A</b> 1852CY	DELUXE MOBILE REFRESHMENT/MACHINE CART	CHERRY	30 x 20½ x 36¼"
1852GR	DELUXE MOBILE REFRESHMENT/MACHINE CART	GRAY	30 x 20½ x 36¼"
1852MH	DELUXE MOBILE REFRESHMENT/MACHINE CART	MAHOGANY	30 x 20½ x 36¼"
<b>B</b> 8953GR	MOBILE REFRESHMENT CENTER	GRAY	23 x 18 x 31"
8953MH	MOBILE REFRESHMENT CENTER	MAHOGANY	23 x 18 x 31"
<b>C</b> 8954GR	MOBILE REFRESHMENT CENTER WITH DRAWER	GRAY	23 x 18¼ x 31"
<b>D</b> 8962CY	HOSPITALITY SERVICE CART	CHERRY	32½-56¼ x 20½ x 38¾"
8962MH	HOSPITALITY SERVICE CART	MAHOGANY	32½-56¼ x 20½ x 38¾"

## AESTHETICS

### WOOD COLOR



CY CHERRY / GR GRAY / MH MAHOGANY



A



B




C



D

DOOR HANDLES





## WOOD COAT RACKS

- eight oversized ball tipped hooks to help protect garments
- steel base with 15" diameter
- solid wood with brushed aluminum




### SPECS

MODEL NUMBER	COLOR	DIA. x H
4193CY	CHERRY	15 x 69"
A 4193MH	MAHOGANY	15 x 69"

### AESTHETICS

#### WOOD COLOR



CY CHERRY / MH MAHOGANY

## BAMBOO COAT RACKS

- four upper and four lower hooks
- bamboo construction with metal accents
- rounded hooks to help protect garments
- modern design for lobby, meeting and conference areas



### SPECS

MODEL NUMBER	COLOR	W x D x H
B 4611CY	CHERRY	20 x 20 x 69½"
4611NA	NATURAL	20 x 20 x 69½"

### AESTHETICS

#### WOOD COLOR



CY CHERRY / NA NATURAL



## MODERN COAT RACKS

- eight garment hooks
- blend of wood and steel
- rounded edges on all hooks to help protect garments



### SPECS

MODEL NUMBER	COLOR	W x D x H
4240BL	BLACK	18½ x 18½ x 69"
4240CY	CHERRY	18½ x 18½ x 69"
4240MH	MAHOGANY	18½ x 18½ x 69"

### AESTHETICS

#### WOOD COLOR



BL BLACK / CY CHERRY / MH MAHOGANY



## MODE™ WOOD COAT RACKS WITH UMBRELLA RACK

- nine hooks with rounded tips to help protect garments
- chrome drip pan for umbrellas
- brushed chrome accents



### SPECS

MODEL NUMBER	COLOR	W x D x H
4214BL	BLACK	14½ x 14½ x 68¾"
4214CY	CHERRY	14½ x 14½ x 68¾"
4214MH	MAHOGANY	14½ x 14½ x 68¾"

### AESTHETICS

#### WOOD COLOR



BL BLACK / CY CHERRY / MH MAHOGANY





# COAT RACKS

- four double hooks hold up to eight garments
- steel hooks with ball tips to help protect garments
- wide 21" base
- 4168 includes umbrella stand with drip pan



## SPECS

MODEL NUMBER	DESCRIPTION	COLOR	W x D x H
4163BL	COAT RACK	BLACK	21 x 21 x 70"
<b>A</b> 4163CR	COAT RACK	CHROME	21 x 21 x 70"
<b>B</b> 4168BL	COAT RACK WITH UMBRELLA STAND	BLACK	21 x 21 x 70"
4168CR	COAT RACK WITH UMBRELLA STAND	CHROME	21 x 21 x 70"

# NAIL HEAD COAT RACKS

## SPIRAL NAIL HEAD COAT RACK

- brushed aluminum, nail head coat hooks
- steel base with 15" diameter
- hooks designed to help protect garments

## NAIL HEAD COAT TREE

- six specially designed hangers to discourage theft
- chrome hangers fit into measured notches on the nail head post
- steel base with 15" diameter



## SPECS

MODEL NUMBER	DESCRIPTION	COLOR	W x D x H
<b>C</b> 4191NC	SPIRAL	BLACK/SILVER	15 x 67"
<b>D</b> 4192NC	NAIL HEAD	BLACK/SILVER	15 x 67"

# SIX HOOK COAT RACK

- three double hooks hold up to six garments
- tripod base measures 20½"
- steel construction



## SPECS

MODEL NUMBER	COLOR	W x D x H
<b>E</b> 4215BL	BLACK	20½ x 17½ x 70½"



# IMPROMPTU® GARMENT RACKS

- steel frame and translucent polycarbonate panels
- storage shelf above rack
- holds up to 32 hangers
- includes 12 hangers
- additional garment hangers available, six cartons of 12 each
- mobile on four casters (two locking)




## SPECS

MODEL NUMBER	DESCRIPTION	COLOR	W x D x H
<b>F</b> 4601BL	GARMENT RACK	BLACK	40½ x 58¾ x 29¾"
<b>F</b> 4601GR	GARMENT RACK	SILVER	40½ x 58¾ x 29¾"
<b>G</b> 4603BL	GARMENT HANGERS	BLACK	17 x 5 x ½"
<b>G</b> 4603GR	GARMENT HANGERS	SILVER	17 x 5 x ½"

## AESTHETICS

### COLOR



BL BLACK / GR SILVER



# MODE™ WOOD WALL RACK WITH HANGERS



- wall coat rack
- upper shelf
- includes 12 hangers
- brushed chrome accents



## SPECS

MODEL NUMBER	DESCRIPTION	COLOR	W x D x H
4212BL	36"	BLACK	37½ x 17½ x 13"
4212MH	36"	MAHOGANY	37½ x 17½ x 13"
4213BL	48"	BLACK	49½ x 17½ x 13"
4213MH	48"	MAHOGANY	49½ x 17½ x 13"

# IMPROMPTU® COAT WALL RACK WITH HANGERS



- steel frame with translucent polycarbonate panels
- storage shelf
- includes 12 hangers
- powder coat finish




## SPECS

MODEL NUMBER	DESCRIPTION	COLOR	W x D x H
4604BL	WALL RACK WITH HANGERS	BLACK	40½ x 29¾ x 18½"
4604GR	WALL RACK WITH HANGERS	SILVER	40½ x 29¾ x 18½"



## SHELF RACK WITH HANGERS

- mounts to any wall
- mounting hardware included
- storage shelf
- includes 12 non-removable hangers
- additional hangers available



### SPECS

MODEL NUMBER	DESCRIPTION	W x D x H
4164	48" COAT RACK	48 x 14 x 19"
4165	12 ADDITIONAL HANGERS	17 x 8 x 1/2"

## NAIL HEAD COAT HOOKS

- satin aluminum hooks with matching back plate
- oversized circular hooks to help protect garments
- mounting hardware included
- 4200 and 4201 packed 12 per carton
- 4202 packed six per carton




### SPECS

MODEL NUMBER	DESCRIPTION	W x D x H
4200	2 HOOK	12 x 2 3/4 x 2"
4201	3 HOOK	18 x 2 3/4 x 2"
4202	6 HOOK	36 x 2 3/4 x 2"

## WALL RACK COAT HOOKS

- chrome-plated double steel hooks with ball tips to help protect garments
- wall mounting hardware included
- 4160 and 4161 packed 12 per carton
- 4162 packed six per carton



### SPECS

MODEL NUMBER	DESCRIPTION	FINISH	W x D x H
4160	2 HOOK	CHROME	6 1/4 x 3 x 7"
4161	3 HOOK	SATIN ALUMINUM	18 x 3 3/4 x 7"
4162	6 HOOK	SATIN ALUMINUM	36 x 3 3/4 x 7"

# METAL COAT RACKS

- matching back plate arcs outward from the wall
- mounting hardware included
- brushed nickel finish
- steel/aluminum construction
- packed six per carton



## SPECS

	MODEL NUMBER	DESCRIPTION	FINISH	W x D x H
A	4203SL	2 HOOK	SILVER	7 x 4½ x 5"
B	4204SL	3 HOOK	SILVER	10¾ x 4 x 5¼"
C	4205SL	4 HOOK	SILVER	14¼ x 4¼ x 5¼"



# GRID COAT RACK

- grid design for aesthetics
- five hooks
- steel construction



## SPECS

MODEL NUMBER	COLOR	W x D x H
4663BL	BLACK	2½ x 2¼ x 6¾"



## ADJUSTABLE COAT WALL RACKS

- adjustable coat rack
- six movable knobs adjust while frame remains stationary
- aluminum frame



### SPECS

MODEL NUMBER	COLOR	W x D x H
6422BL	BLACK	17½ x 2¾ x 8¼"
6423SL	SILVER	17½ x 2¾ x 8¼"



## BAMBOO WALL RACKS

- three or five coat hook options
- easily mounts to wall
- mounting hardware included



### SPECS

MODEL NUMBER	DESCRIPTION	COLOR	W x D x H
4612CY	3 HOOKS	CHERRY	18 x 7¾ x 4¾"
4612NA	3 HOOKS	NATURAL	18 x 7¾ x 4¾"
4613CY	5 HOOKS	CHERRY	30 x 7¾ x 4¾"
4613NA	5 HOOKS	NATURAL	30 x 7¾ x 4¾"



## WOOD WALL RACKS

- mounted alone or in series
- ball tipped hooks help protect garments
- packed six per carton



### SPECS

MODEL NUMBER	DESCRIPTION	COLOR	W x D x H
4216MH	3 HOOKS	MAHOGANY WITH CHROME	18 x 3¼ x 6¾"
4216MO	3 HOOKS	OAK WITH BRASS	18 x 3¼ x 6¾"
4217MH	6 HOOKS	MAHOGANY WITH CHROME	35½ x 3¼ x 6¾"
4217MO	6 HOOKS	OAK WITH BRASS	35½ x 3¼ x 6¾"



### AESTHETICS

#### WOOD COLOR



MH MAHOGANY / MO OAK




# ONYX™ MESH WALL RACKS

- round hooks help protect garments
- two, three or five hook options
- durable powder coat finish
- packed six per carton



## SPECS

	MODEL NUMBER	DESCRIPTION	COLOR	W x D x H
A	6401BL	2 HOOKS	BLACK	8½ x 3 x 5½"
B	6402BL	3 HOOKS	BLACK	14½ x 3 x 5½"
C	6403BL	5 HOOKS	BLACK	26½ x 3 x 5½"



# ONYX™ MESH COAT HOOK

- black wire mesh construction
- curved hook
- fits over partitions and doors up to 1½" to 2½" thick
- packed 12 per carton



## SPECS

MODEL NUMBER	COLOR	W x D x H
4229BL	BLACK	4¼ x 1¾ x 5"

# DOOR & PANEL HOOKS

- satin aluminum base with chrome hooks
- double steel hook with ball tips help protect garments
- fits over doors up to 1¾" thick or panels 1½" to 3¾" thick
- packed six per carton



## SPECS

	MODEL NUMBER	DESCRIPTION	W x D x H
D	4166	DOOR HOOK	1½ x 4¼ x 8½"
	4167	PANEL HOOK	1½ x 4¼ x 8½"



# PLASTIC COAT HOOKS

- rounded knobs
- plastic coat hooks with reinforced steel back plates
- mounting hardware included and concealed within hook
- fits panels from 1½" up to 3¾" and doors up to 1¾"
- extended length over the door hook comes with two coordinating hangers
- packed six per carton



## SPECS

MODEL NUMBER	DESCRIPTION	COLOR	W x D x H
<b>E</b> 4223BL	WALL MOUNT DOUBLE HOOK	BLACK	1¾ x 3¾ x 4"
<b>F</b> 4224BL	OVER THE PANEL SINGLE HOOK	BLACK	1¾ x 5¼ x 4"
<b>G</b> 4225BL	OVER THE PANEL DOUBLE HOOK	BLACK	1¾ x 6½ x 7¾"
4227BL	OVER THE DOOR DOUBLE HOOK	BLACK	1¾ x 3¾ x 7¾"
<b>H</b> 4228BL	DOUBLE OVER THE DOOR HOOK WITH HANGERS	BLACK	1¾ x 2½ x 19¼"




# MAGNETIC COAT HOOKS

- magnetic coat hooks
- four heavy-duty magnets
- powder coat finish



## SPECS

MODEL NUMBER	COLOR	W x D x H
6410BL	BLACK	1 x 3 x 9"
6410BL	SILVER	1 x 3 x 9"



# COAT HANGERS

- 4245CR, 4250WL and 4251BL packed six per carton
- 4248BL packed three per carton



## SPECS

MODEL NUMBER	DESCRIPTION	COLOR	W x D x H	QUANTITY
4245CR	METAL HEAVY-DUTY HANGERS	CHROME	17 x 1/4 x 9 1/2"	12 PK
4246CR	METAL HEAVY-DUTY HANGERS	CHROME	17 x 1/4 x 9 1/2"	100 PK
4248BL	ONE PIECE HANGER	BLACK	17 1/2 x 3 1/4 x 10 1/2"	8 PK
4247BL	ONE PIECE HANGER	BLACK	17 1/2 x 3 1/4 x 10 1/2"	24 PK
4250WL	DELUXE CONTOURED COAT HANGERS	WALNUT	18 x 3 1/2 x 9 1/4"	8 PK

# THREE-PART COAT ROOM CHECKS

- five hundred checks numbered 1 to 500
- disclaimer clause and punched hole for hanger
- three sections: coat, hat and claim check
- packed 24 packs per carton



## SPECS

MODEL NUMBER	W x H
4249NC	1 1/2 x 5"



## WRITE WAY® DIRECTIONAL SIGNS



- dual-sided dry-erase boards
- floor display models with wide base can be weighted with water or sand for stability
- arrow directional sign can be positioned up, down, left or right
- writing surface adjusts + or - 45°
- all models have molded construction with UV inhibitors
- black frame with white magnetic writing surface



### SPECS

MODEL NUMBER	DESCRIPTION	W x D x H
<b>E</b> 4117BL	RECTANGULAR	18 x 18 x 65"
4118BL	OCTAGONAL	22½ x 18 x 65"
<b>E</b> 4173BL	ARROW	25½ x 17¼ x 64¼"

## CUSTOMIZABLE SIGNS

### ARROW

- sign accommodates 11 x 17" sheet
- easily change message
- steel design with powder coat finish

### RECTANGLE


- sign accommodates 11 x 17" sheet
- can be positioned for portrait or landscape
- easily change message
- steel design with powder coat finish




### SPECS

MODEL NUMBER	DESCRIPTION	W x D x H
<b>G</b> 4169GR	ARROW	24¾ x 15 x 61¼"
<b>H</b> 4174GR	RECTANGULAR	11¼ x 15 x 64" - PORTRAIT 17 x 15 x 61" - LANDSCAPE





P E R S O N A L  
O R G A N I Z A T I O N





## NEAT FREAK REPUTATIONS AREN'T BUILT, THEY'RE ORGANIZED.

It's 9:58am. Do you know where your meeting agenda is? When you're well organized, you're like, "Yeah, my meeting agenda is right here, where I always keep my agendas." Our personal organization collection ensures that everything you need to do your job well is in its right, clearly labeled and color-coded place. So go on, get your neat freak on.

### **PERSONAL ORGANIZATION**

MACHINE STANDS	158-165
DESKTOP ORGANIZERS	166-184
SUGGESTION BOXES	184-186
PANEL/WALL ACCESSORIES	186-191



# IMPROMPTU® MACHINE STANDS

- steel frame and translucent polycarbonate panels
- one fixed interior shelf
- black powder coat finish with cherry top or metallic gray finish with gray top
- model number 1859 has double doors
- mobile on four swivel casters (two locking)
- complements entire Impromptu line of products



## SPECS

MODEL NUMBER	DESCRIPTION	COLOR	W x D x H
1857BL	MACHINE STAND	BLACK	26¼ x 21 x 26½"
<b>A</b> 1857GR	MACHINE STAND	GRAY	26¼ x 21 x 26½"
1858BL	DELUXE MACHINE STAND	BLACK	34¾ x 25½ x 31"
1858GR	DELUXE MACHINE STAND	GRAY	34¾ x 25½ x 31"
<b>B</b> 1859BL	DELUXE MACHINE STAND WITH DOORS	BLACK	34¾ x 25½ x 30¾"
1859GR	DELUXE MACHINE STAND WITH DOORS	GRAY	34¾ x 25½ x 30¾"
<b>C</b> 1862BL	UNDER TABLE PRINTER STAND	BLACK	20½ x 16½ x 14½"
1862GR	UNDER TABLE PRINTER STAND	GRAY	20½ x 16½ x 14½"



## AESTHETICS

### COLOR



BL BLACK / GR GRAY



# MUV™ PRINTER STANDS

## OVERALL PRODUCT DETAILS

- durable ¾" thick melamine laminate adjustable shelves
- PVC side panels
- powder coat steel frame
- mobile on four swivel casters (two locking)

## ADJUSTABLE PRINTER STAND – 3 LEVEL

- adjustable desk-height printer stand
- two adjustable shelves
- middle shelf adjusts in 5" increments
- top shelf fixed
- cable management in legs

## ADJUSTABLE PRINTER STAND – 4 LEVEL

- four shelves
- one shelf with continuous paper feed slot
- two inner shelves adjustable in 5" increments



## SPECS

MODEL NUMBER	DESCRIPTION	COLOR	W x D x H
<b>1881CY</b>	PRINTER STAND – 3 LEVEL	CHERRY	29½ x 20 x 35"
<b>1881MO</b>	PRINTER STAND – 3 LEVEL	MEDIUM OAK	29½ x 20 x 35"
<b>1882CY</b>	PRINTER STAND – 4 LEVEL	CHERRY	29½ x 20 x 35"
<b>1882MO</b>	PRINTER STAND – 4 LEVEL	MEDIUM OAK	29½ x 20 x 35"

## AESTHETICS

### WOOD COLOR



**CY** CHERRY / **MO** MEDIUM OAK



# WOOD MACHINE STANDS

## MOBILE MACHINE STAND

- ¾" furniture-grade wood with stain and scratch resistant laminate finish
- mobile on four swivel casters (two locking)
- compartments measure 26"w x 17¾"d
- upper compartment with partial back opening for cable routing
- double doors conceal lower compartment



## MOBILE MACHINE STAND WITH SORTER

- 28"w x 19¾"d top
- six sorter shelves form eight letter-size compartments
- shelves adjust in 1¼" increments and are removable
- double doors conceal 26"w x 17¾"d x 14¾"h compartment

## DELUXE MOBILE MACHINE STAND

- 2"h containment lip on top
- 5"h drawer
- double doors conceal storage compartment with adjustable shelf



## MACHINE FLOOR STAND

- pullout accessory drawer
- single locking door (two keys included)
- bottom shelf adjusts in 2½" increments



## SPECS

MODEL NUMBER	DESCRIPTION	COLOR	W x D x H
1850CY	MOBILE MACHINE STAND	CHERRY	28 x 19¾ x 30¼"
1850GR	MOBILE MACHINE STAND	GRAY	28 x 19¾ x 30¼"
A 1850MH	MOBILE MACHINE STAND	MAHOGANY	28 x 19¾ x 30¼"
1850MO	MOBILE MACHINE STAND	MEDIUM OAK	28 x 19¾ x 30¼"
B 1851CY	MOBILE MACHINE STAND WITH SORTER	CHERRY	28 x 19¾ x 30¼"
1851GR	MOBILE MACHINE STAND WITH SORTER	GRAY	28 x 19¾ x 30¼"
1851MH	MOBILE MACHINE STAND WITH SORTER	MAHOGANY	28 x 19¾ x 30¼"
1851MO	MOBILE MACHINE STAND WITH SORTER	MEDIUM OAK	28 x 19¾ x 30¼"
1852CY	DELUXE MOBILE MACHINE STAND	CHERRY	30 x 20½ x 36¼"
1852GR	DELUXE MOBILE MACHINE STAND	GRAY	30 x 20½ x 36¼"
1852MH	DELUXE MOBILE MACHINE STAND	MAHOGANY	30 x 20½ x 36¼"
C 1852MO	DELUXE MOBILE MACHINE STAND	MEDIUM OAK	30 x 20½ x 36¼"
D 1854GR	MACHINE FLOOR STAND	MEDIUM OAK	19 x 18¼ x 22½"

## AESTHETICS

### WOOD COLOR



CY CHERRY / GR GRAY / MO MEDIUM OAK / MH MAHOGANY

## STEEL MACHINE STANDS

### STEEL MACHINE STANDS

- steel with powder coat finish and scratch resistant laminate top
- fixed supply shelf
- mobile on four swivel casters (two locking)
- three configurations

### MACHINE STAND WITH DRAWER

- steel stand
- laminate top
- pullout drawer
- ships fully assembled

### COMPACT MACHINE STAND

- single door
- open shelf for frequently used materials
- ships fully assembled

### DELUXE MACHINE STAND

- designed for oversized office machines
- double doors
- metallic gray legs
- black cabinetry and black laminate top
- easy assembly



E



F



G



### SPECS

MODEL NUMBER	DESCRIPTION	COLOR	W x D x H
E 1870GR	MACHINE STAND WITH DRAWER	GRAY	25 x 20 x 29 3/4"
F 1871GR	COMPACT MACHINE STAND	GRAY	17 1/4 x 17 1/4 x 27 1/4"
G 1872BL	DELUXE MACHINE STAND	BLACK	32 x 24 1/4 x 30 1/4"

### AESTHETICS

#### COLOR



BL BLACK / GR GRAY



## MULTI-PURPOSE STAND

- use as machine stand or extra work surface
- open storage area
- modesty panels on three sides
- storage shelf
- steel construction
- black cabinet with black 3/4" laminate top and metallic gray steel legs
- mobile on four swivel casters (two locking)



### SPECS

MODEL NUMBER	COLOR	W x D x H
1874BL	BLACK	31 1/2 x 23 3/4 x 30 1/4"



## MACHINE STAND WITH SLIDE-AWAY SHELF

- 14" w slide-out surface mounts on left or right side
- open lower compartment
- modesty panels on three sides
- storage shelf
- sturdy steel construction
- black cabinet with black  $\frac{3}{4}$ " laminate top and metallic gray steel legs
- mobile on four swivel casters (two locking)



### SPECS

<b>MODEL NUMBER</b>	<b>COLOR</b>	<b>W x D x H</b>
1873BL	BLACK	23 x 19½ x 28½"

## MACHINE STANDS WITH DROP LEAVES

- 20" laminate top
- two 8" drop leaves expand work surface to 36"
- available work surface 36"
- back modesty panel
- tubular steel construction
- mobile on four swivel casters (two locking)
- assembly required




### SPECS

<b>MODEL NUMBER</b>	<b>COLOR</b>	<b>W x D x H</b>
1876BL	BLACK	20-36 x 18 x 26¾"
<b>A</b> 1876GR	GRAY	20-36 x 18 x 26¾"

### AESTHETICS

#### COLOR



BL BLACK / GR GRAY



## WAVE PRINTER STANDS

### OVERALL PRODUCT DETAILS

- desk side
- charcoal columns
- supply shelves
- four swivel casters (two locking)
- easy assembly without tools

### UNDERDESK STAND

- slides under desk when not in use



### SPECS

MODEL NUMBER	DESCRIPTION	COLOR	W x D x H
<b>B</b> 1860GR	DESK SIDE PRINTER STAND	GRAY	20 x 17½ x 29¼"
<b>C</b> 1861GR	UNDERDESK PRINTER STAND	GRAY	20 x 17½ x 11½"



## PICCO™ DUO MOBILE PRINTER STAND

- furniture-grade wood with durable laminate finish
- mobile on four swivel casters (two locking)
- printer stand top 22¼"w x 16¼"d
- slide-out shelf measures 17¾"w x 13¾"d
- open storage compartment
- stores under workstation



### SPECS

MODEL NUMBER	DESCRIPTION	COLOR	W x D x H
1954MH	DUO PRINTER STAND	MAHOGANY	22½ x 16¼ x 15½"





# WIRE MACHINE STANDS

- steel frame with 19" w x 16" d laminate top
- steel wire shelf
- slides under a desk when not in use
- mobile on four swivel casters (two locking)



## SPECS

MODEL NUMBER	COLOR	W x D x H
5206BL	BLACK	19 x 16 x 13½"
5206GR	GRAY	19 x 16 x 13½"

## AESTHETICS

### COLOR



BL BLACK / GR GRAY



# DESK SIDE WIRE MACHINE STAND

- steel frame and powder coat finish
- two sturdy shelves
- mobile on four swivel casters (two locking)



## SPECS

MODEL NUMBER	COLOR	W x D x H
5207BL	BLACK	24 x 20 x 27"

# SCOOT™ MACHINE STANDS

## OVERALL PRODUCT DETAILS

- steel construction with black powder coat finish and black laminate top
- unique hole pattern design and silver leg accents
- mobile on four casters (two locking)
- complements entire Scoot line of products

## DESK SIDE STAND

- adjustable easy access file
- one height-adjustable shelf

## UNDERDESK STAND

- 14½" high for compact storage
- slides under desk when not in use



B



C



## SPECS

MODEL NUMBER	DESCRIPTION	COLOR	W x D x H
<b>B</b> 1855BL	UNDER DESK PRINTER STAND	BLACK	20¼ x 16½ x 14½"
<b>C</b> 1856BL	DESK SIDE PRINTER STAND	BLACK	26½ x 20½ x 26½"

IMAGE FEATURES LED LIGHTING (PG. 194), SCOOT™ DESKS (PG. 116) & ZENERGY™ BALL CHAIR (PG. 37).



# TRADITIONAL WOOD DESKTOP ORGANIZERS



## OVERALL PRODUCT DETAILS

- 5/8" wood top (units can be assembled with or without top)
- fully adjustable shelves and dividers
- finished back provides privacy with cable cutouts for easy access
- furniture-grade, compressed wood cabinetry with melamine finish
- easy assembly with cam-lock fasteners

## LOW PROFILE MODEL

- 12" high
- single full-width shelf and wood top
- fully adjustable shelves and dividers
- 12" deep and includes five 3 3/4" shelf dividers that adjust in 5" increments
- two letter-size literature trays mounted on the left or right-hand side

## 29" WOOD DESKTOP ORGANIZER

- two 17" w x 11 1/2" d shelves
- literature sorter includes fixed letter-size shelf
- four plastic slide-out trays

## SPECS

MODEL NUMBER	DESCRIPTION	COLOR	W x D x H
<b>A</b> 3671MH	LOW PROFILE ORGANIZER	MAHOGANY	57 1/2 x 12 x 12"
3671MO	LOW PROFILE ORGANIZER	MEDIUM OAK	57 1/2 x 12 x 12"
<b>B</b> 3692MH	29" DESKTOP ORGANIZER	MAHOGANY	29 x 12 x 18"

## AESTHETICS

### WOOD COLOR



MO MEDIUM OAK / MH MAHOGANY



## VERTICAL DESKTOP SORTERS

- 10 removable hardboard shelves form up to 11 letter-size compartments
- compressed wood with laminate finish and solid hardboard back
- rated up to 15 lbs.
- easy assembly with pre-glued dowels



### SPECS

MODEL NUMBER	DESCRIPTION	COLOR	W x D x H
9419CY	11 COMPARTMENTS	CHERRY	10¾ x 12 x 16"
9419GR	11 COMPARTMENTS	GRAY	10¾ x 12 x 16"
9419MO	11 COMPARTMENTS	MEDIUM OAK	10¾ x 12 x 16"

### AESTHETICS

#### WOOD COLOR



CY CHERRY / GR GRAY / MO MEDIUM OAK



## WOOD ADJUSTABLE-COMPARTMENT LITERATURE ORGANIZERS

- 10 hardboard shelves form up to 12 letter-size compartments
- adjustable or removable shelves
- compressed wood with laminate finish and solid fiberboard back



### AESTHETICS

#### WOOD COLOR



CY CHERRY / GR GRAY / MO MEDIUM OAK

### SPECS

MODEL NUMBER	DESCRIPTION	COLOR	W x D x H
9420CY	12 COMPARTMENTS	CHERRY	19½ x 12 x 16"
9420GR	12 COMPARTMENTS	GRAY	19½ x 12 x 16"
9420MO	12 COMPARTMENTS	MEDIUM OAK	19½ x 12 x 16"

## WOOD STACKABLE SORTERS

- wood stackable organizer
- four removable hardboard dividers adjust in 1" increments
- create up to five compartments
- holds letter-size folders
- soft rubber pads protect desk surfaces



### SPECS

MODEL NUMBER	DESCRIPTION	COLOR	W x D x H
3626LO	5 COMPARTMENTS	LIGHT OAK	12¾ x 9½ x 9½"
3626MH	5 COMPARTMENTS	MAHOGANY	12¾ x 9½ x 9½"



### AESTHETICS

#### WOOD COLOR



LO LIGHT OAK / MH MAHOGANY





# SUPPLIES ORGANIZER

- eight hardboard shelves form 12 compartments
- includes 12 transparent plastic storage boxes with lids
- compressed wood with laminate finish and three vertical dividers
- adhesive labels included



## SPECS

MODEL NUMBER	DESCRIPTION	COLOR	W x D x H
9452MO	12 COMPARTMENTS	MEDIUM OAK	34 x 13 x 19"

# STEEL DESKTOP ORGANIZERS

## OVERALL PRODUCT DETAILS

- stacks up to three high
- durable, black powder coat finish
- heavy gauge steel

## 7 COMPARTMENT ORGANIZER

- fixed shelves: five for stationery and two for envelopes

## 4 COMPARTMENT ORGANIZER

- three adjustable shelves adjust in 1" increments
- label holder on front edge



## SPECS

	MODEL NUMBER	DESCRIPTION	COLOR	W x D x H
A	3111BL	7 COMPARTMENTS	BLACK	10 x 12 x 10"
B	3112BL	4 COMPARTMENTS	BLACK	10 x 12 x 10"

## ONYX™

### OVERALL PRODUCT DETAILS

- stacks up to two high
- steel mesh construction
- connector clips included
- fully assembled

### 12 COMPARTMENT ORGANIZER



- twelve 1¾" horizontal pockets

### 6 COMPARTMENT ORGANIZER

- six 1¾" horizontal pockets

### 5 COMPARTMENT ORGANIZER

- five 1½" deep drawers



### SPECS

MODEL NUMBER	DESCRIPTION	COLOR	W x D x H
<b>C</b> 9430BL	12 COMPARTMENTS	BLACK	30 x 12¾ x 11¼"
<b>D</b> 9431BL	6 COMPARTMENTS	BLACK	10¼ x 12¾ x 15¼"
9432BL	5 COMPARTMENTS	BLACK	10¼ x 12¾ x 15¼"

## ONYX™ MESH CUBES

- four mesh cubes
- cubes collapse for compact storage
- steel mesh construction
- easy assembly, no tools required
- optional bins, sold in packs of two



### SPECS

MODEL NUMBER	DESCRIPTION	COLOR	W x D x H
<b>E</b> 2172BL	MESH CUBES	BLACK	28½ x 14½ x 28½"
<b>F</b> 2173BL	MESH CUBE BINS	BLACK	12½ x 14 x 10"





# ONYX™ MESH OFF-SURFACE SHELF

- mesh off-surface shelf
- eight ¾" sliding pull-out drawer
- durable, black powder coat finish
- two upright shelves



## SPECS

**MODEL NUMBER** 3604BL    **COLOR** BLACK    **W x D x H** 31½ x 7¼ x 10"



# WIRE CUBES

- assembled as five or four cube set with extra grids used as shelves
- 14" square interlocking grids
- 22 plastic corner connectors and 16 clips
- welded open wire construction
- easy to setup and reconfigure
- rated up to 20 lbs. per cube



## SPECS

**MODEL NUMBER** 5279BL    **COLOR** BLACK    **W x D x H** 15 x 15 x 15"



THREE SETS SHOWN

## DESK RISERS



- raises monitor for easier viewing or to hold supplies
- 12" deep shelf
- shelf dividers
- retainer lip in the rear
- melamine top and cast aluminum legs
- rated up to 100 lbs.



### SPECS

MODEL NUMBER	DESCRIPTION	COLOR	W x D x H
3602BL	30" SHELF	BLACK	30 x 12¼ x 8¼"
3603BL	42" SHELF	BLACK	42 x 12¼ x 8¼"

## BAMBOO DESKTOP ACCESSORIES

### LETTER TRAY

- three letter-sized trays
- some assembly required

### TIERED ORGANIZER

- five tier organizer
- waterfall design
- front tray

### SPECS

MODEL NUMBER	DESCRIPTION	COLOR	W x D x H
3641CY	TRIPLE TRAY	CHERRY	14¾ x 10½ x 7"
3641NA	TRIPLE TRAY	NATURAL	14¾ x 10½ x 7"
3643CY	5 TIER ORGANIZER	CHERRY	8 x 10 x 9"
3643NA	5 TIER ORGANIZER	NATURAL	8 x 10 x 9"

### AESTHETICS

#### WOOD COLOR



CY CHERRY / NA NATURAL



## TELEPHONE ORGANIZER STAND

- adjustable 9" telephone platform with three angle positions
- multiple compartments on top
- 13"w x 8¾"d x 2"h drawer
- dividers to arrange drawer into three smaller sections
- packed six per carton



### SPECS

MODEL NUMBER	COLOR	W x D x H
2204CH	CHARCOAL AND GRAY	14¾ x 10½ x 4¼"

# WOOD DESK ACCESSORIES NEW



- double wood letter tray
- wood desk organizer set includes: double pencil cup, cell phone/pencil holder, magnetic paperclip holder, letter holder, sticky note holder

## SPECS

MODEL NUMBER	DESCRIPTION	COLOR	W x D x H
3281BL	DOUBLE WOOD LETTER TRAY	BLACK	13¾ x 10½ x 6¼"
3282BL	WOOD DESK ORGANIZER SET	BLACK	
	DOUBLE PENCIL CUP		3¾ x 2 x 3¼"
	CELL PHONE/PENCIL HOLDER		7½ x 3¾ x ¾"
	MAGNETIC PAPERCLIP HOLDER		3¾ x 3¾ x ¾"
	LETTER HOLDER		3¾ x 1¾ x 3¼"
	STICKY NOTE HOLDER		3¾ x 3¾ x ⅞"



# SPLASH™ MULTI-COLORED WOOD DESK SETS NEW



- paper clip holder, stationery tray, pen holder and cell phone holder
- pieces can be arranged in many configurations
- two-tone finish

## SPECS

MODEL NUMBER	DESCRIPTION	COLOR	W x D x H
3280BL	MULTI-COLORED	BLACK	10¾ x 3½ x 2¼"
3280BU	MULTI-COLORED	BLUE	10¾ x 3½ x 2¼"
<span style="background-color: #e67e22; border-radius: 50%; padding: 1px;">A</span> 3280OR	MULTI-COLORED	ORANGE	10¾ x 3½ x 2¼"

## AESTHETICS

### COLOR



BL BLACK / BU BLUE / OR ORANGE



A





ONYX™ MESH DESK ORGANIZERS

**MONITOR STAND**

- raises monitor 4"
- two side compartments
- 8¾" wide sliding and pullout drawer
- steel mesh design
- durable, black powder coat finish



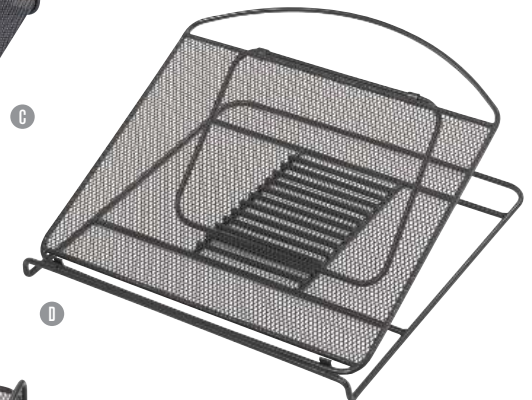
**TELEPHONE STAND**

- angled platform
- storage drawer with adjustable, removable divider
- additional storage underneath
- steel mesh design
- durable, black powder coat finish
- packed five per carton



**MESH LAPTOP STAND**

- fits most laptops
- folds flat for portability
- steel mesh design
- durable, black powder coat finish
- packed five per carton



**MESH VALET**

- three removable dividers
- storage tray underneath
- steel mesh design
- durable, black powder coat finish
- packed six per carton



**MESH DRAWER ORGANIZER**

- use for drawer organization or on desktop as supplies caddy
- steel mesh design
- durable, black powder coat finish




**SPECS**

MODEL NUMBER	DESCRIPTION	COLOR	W x D x H
<b>B</b> 21598L	MESH MONITOR STAND	BLACK	19¼ x 11¼ x 6¼"
<b>C</b> 21608L	MESH TELEPHONE STAND	BLACK	11¼ x 9¼ x 7"
<b>D</b> 21618L	MESH LAPTOP STAND	BLACK	12¼ x 12¼ x 2"
<b>E</b> 32498L	MESH VALET	BLACK	12¼ x 6¼ x 4¼"
<b>F</b> 32628L	MESH DRAWER ORGANIZER	BLACK	13 x 8¾ x 2¾"

# ONYX™

DESKTOP ORGANIZERS



- wire mesh desktop organizers
- aid in easy office organization
- steel mesh design
- durable, black powder coat finish





## MINI ORGANIZER

- two small compartments
- one side compartment
- packed six per carton

## DELUXE ORGANIZER

- four side compartments
- two small compartments
- packed six per carton

## DELUXE ORGANIZER WITH 3 DRAWERS

- three drawers
- one horizontal letter tray
- one vertical section

## 8 UPRIGHT SECTIONS

- eight 2" wide vertical sections



## SPECS

MODEL NUMBER	DESCRIPTION	COLOR	W x D x H
<b>A</b> 3250BL	MINI ORGANIZER	BLACK	6 x 5¼ x 5¼"
<b>B</b> 3251BL	DELUXE ORGANIZER	BLACK	12½ x 5¼ x 5¼"
<b>C</b> 3252BL	ORGANIZER WITH 3 DRAWERS	BLACK	16 x 11½ x 8¼"
<b>D</b> 3253BL	8 UPRIGHT SECTIONS	BLACK	19¼ x 11½ x 8¼"





# ONYX™ MESH DESK ORGANIZERS



A

## 3 HORIZONTAL / 3 VERTICAL SECTIONS

- three letter-sized trays
- three 2" wide, upright sections on the left

## 2 HORIZONTAL / 6 VERTICAL SECTIONS

- six 2" wide vertical sections
- two horizontal letter-size trays

## 5 UPRIGHT SECTIONS

- five 2" wide vertical sections

## 5 TIERED SECTIONS

- five 1" wide tiered vertical sections

## 8 TIERED SECTIONS

- eight 1" wide tiered vertical sections

## HANGING FILE / 2 UPRIGHT SECTIONS

- hanging file frames
- 2" wide upright binder bins on the side

## HANGING FILE / 2 HORIZONTAL SECTIONS

- hanging file frames
- two 2" high horizontal binder bins on the bottom

## MESH CORNER ORGANIZER

- corner or radius organizer
- fits in 90° corner



B




C



## SPECS

MODEL NUMBER	DESCRIPTION	COLOR	W x D x H
A 3254BL	3 HORIZONTAL/3 UPRIGHT SECTIONS	BLACK	19½ x 11½ x 8¼"
B 3255BL	2 HORIZONTAL/6 UPRIGHT SECTIONS	BLACK	13¾ x 11½ x 13"
C 3256BL	5 UPRIGHT SECTIONS	BLACK	12½ x 11¼ x 8¼"
D 3257BL	5 TIERED SECTIONS	BLACK	11¼ x 7¼ x 12"
E 3258BL	8 TIERED SECTIONS	BLACK	11¼ x 10¾ x 14"
F 3259BL	HANGING FILE/2 UPRIGHT SECTIONS	BLACK	19¼ x 11½ x 11½"
G 3260BL	HANGING FILE/2 HORIZONTAL SORTERS	BLACK	13½ x 10¾ x 15½"
H 3261BL	CORNER ORGANIZER	BLACK	15 x 11 x 13"

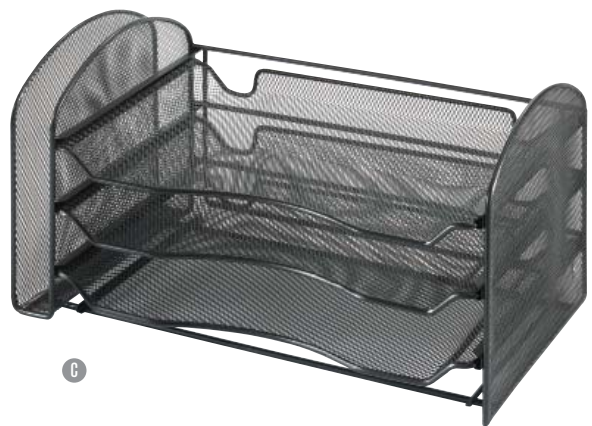


VERTICAL



HORIZONTAL





## ONYX™ MESH DESK ORGANIZERS

### 3 UPRIGHT SECTIONS / 2 BASKETS

- three vertical sections
- two slide-out baskets
- side shelves

### 2 UPRIGHT / 2 HORIZONTAL SECTIONS

- two upright sections
- two horizontal letter-sized shelves
- bottom letter shelf can store model 3262BL as an accessory option

### 1 UPRIGHT / 3 HORIZONTAL SECTIONS

- sliding letter-sized trays
- bottom letter tray can be removed and replaced with model 3262BL as an accessory option

### 5 UPRIGHT / 3 HORIZONTAL SECTIONS

- three fixed horizontal letter trays

### MESH DESKTOP TUB FILES

- provides easy carrying
- available for letter or legal-size folders
- collapsible for easy storage
- customizable label holders
- packed six per carton

### MESH STACKABLE STORAGE BINS

- stackable storage bins
- holds letter-sized folders
- detachable accessory organizer mountable on front or back



### SPECS

MODEL NUMBER	DESCRIPTION	COLOR	W x D x H
A 3263BL	3 UPRIGHT SECTIONS/2 BASKETS	BLACK	17 x 6¾ x 7¾"
B 3264BL	2 UPRIGHT SECTIONS/2 HORIZONTAL	BLACK	17 x 10¾ x 7¾"
C 3265BL	3 HORIZONTAL/1 UPRIGHT SECTION	BLACK	16¼ x 9 x 8"
D 3266BL	3 HORIZONTAL/5 UPRIGHT SECTIONS	BLACK	11½ x 9½ x 13"
E 2162BL	LETTER-SIZE TUB FILE	BLACK	12½ x 13¾ x 9½"
F 2163BL	LEGAL-SIZE TUB FILE	BLACK	15¼ x 13¾ x 9½"
G 2164BL	STACKABLE STORAGE BINS	BLACK	14 x 15½ x 11¾"



G



STACKED



# ONYX™ MESH DESK ORGANIZERS

## MESH DESKTOP BOX FILES

- open top for letter-size hanging files
- collapsible for compact storage
- steel mesh design
- durable, black powder coat finish
- packed six per carton



## MAGAZINE HOLDER

- holds standard sized magazines, brochures and catalogs
- spine nameplate (label not included)
- collapsible for compact storage
- steel mesh design
- durable, black powder coat finish
- packed six per carton



## TRIPLE TRAY ORGANIZER

- interlocking connecting pins hold each tray in place and locks them together
- holds letter-size papers
- steel mesh design
- durable, black powder coat finish
- packed six per carton



## SINGLE TRAY ORGANIZER

- holds letter-size paper
- steel mesh design
- durable, black powder coat finish
- packed six per carton



## BOOKENDS

- steel mesh design
- durable, black powder coat finish
- packed six sets per carton



## SPECS

MODEL NUMBER	DESCRIPTION	COLOR	W x D x H
<b>A</b> 2169BL	DESKTOP BOX FILE 6"D	BLACK	12½ x 7 x 10"
<b>B</b> 2170BL	DESKTOP BOX FILE 10"D	BLACK	12½ x 11 x 10"
<b>C</b> 3270BL	MAGAZINE HOLDER	BLACK	5¼ x 10 x 12¼"
<b>C</b> 3271BL	TRIPLE TRAY	BLACK	9¼ x 11¼ x 8"
<b>C</b> 3272BL	SINGLE TRAY	BLACK	9¼ x 11¼ x 2½"
<b>D</b> 3273BL	BOOKENDS	BLACK	5½ x 4¼ x 8½"

## MESH DESKTOP TUB FILES

- provides easy carrying
- available for letter or legal-size folders
- collapsible for easy storage
- customizable label holders
- packed six per carton

## 3 HORIZONTAL / 3 VERTICAL SECTIONS

- three letter-sized trays
- three 2" wide, upright sections on the left

## 2 HORIZONTAL / 6 VERTICAL SECTIONS

- six 2" wide vertical sections
- two horizontal letter-size trays

## MINI ORGANIZER

- two small compartments
- one side compartment
- packed six per carton



E



G




## SPECS

MODEL NUMBER	DESCRIPTION	COLOR	W x D x H
<b>E</b> 5900PI	LETTER-SIZE TUB FILE	PINK	12½ x 13¾ x 9½"
<b>F</b> 5901PI	MINI ORGANIZER	PINK	6 x 5¼ x 5¼"
<b>G</b> 5902PI	3 HORIZONTAL/3 UPRIGHT SECTIONS	PINK	19½ x 11½ x 8¼"
<b>H</b> 5903PI	2 HORIZONTAL/6 UPRIGHT SECTIONS	PINK	13¼ x 11½ x 13"



F



H





# STEEL COMBINATION RACKS

- combine horizontal with vertical filing compartments
- steel construction in black
- mar-resistant powder coat finish
- rubber feet included to protect work surface



## SPECS

MODEL NUMBER	DESCRIPTION	COLOR	W x D x H
<b>A</b> 3166BL	2 HORIZONTAL/6 UPRIGHT SECTIONS	BLACK	12¼ x 11¼ x 12¾"
<b>B</b> 3167BL	3 HORIZONTAL/3 UPRIGHT SECTIONS	BLACK	16¼ x 11¼ x 8¼"
<b>C</b> 3168BL	3 HORIZONTAL/6 UPRIGHT SECTIONS	BLACK	22¼ x 11¼ x 8¼"
3175BL	3 & 3 COMBINATION RACK	BLACK	16¼ x 11¼ x 8¼"



# STEEL DESK TRAY SORTERS

- available in five, six or eight tier designs
- slanted shelves with finger cutouts
- fingerprint resistant
- steel construction
- rubber feet included to protect work surface



## SPECS

MODEL NUMBER	DESCRIPTION	COLOR	W x D x H
<b>D</b> 3127BL	5 TIER TRAY	BLACK	12 x 9½ x 11¼"
3128BL	6 TIER TRAY	BLACK	12 x 9½ x 13¼"
3129BL	8 TIER TRAY	BLACK	12 x 9½ x 17¼"





## STEEL DESK RACK

- 2" upright sections
- decorative end panels
- rubber feet included to protect work surface



### SPECS

MODEL NUMBER	DESCRIPTION	COLOR	W x D x H
3155BL	6 UPRIGHT SECTIONS	BLACK	12¼ x 11¼ x 8"



## BOOKENDS

- jumbo bookends
- extra tall and extra strong



### SPECS

MODEL NUMBER	DESCRIPTION	COLOR	W x D x H
3115BL	JUMBO BOOKENDS	BLACK	10 x 6½ x 10½"

## ADJUSTABLE BOOK RACK-5 SECTION

- easily customizable
- four adjustable/removable dividers to form up to five sections
- slide the dividers into the desired position for an instant book rack



### SPECS

MODEL NUMBER	DESCRIPTION	COLOR	W x D x H
3116BL	5 SECTION BOOK RACK	BLACK	15½ x 9 x 9¼"



# DELUXE MESSAGE BOARD/NAME PLAQUE



- writable surface 8¼" w x 6¼" h
- covered area below magnetic white board space for names
- two side compartments
- file pocket in back
- packed six per carton



## SPECS

MODEL NUMBER	COLOR	W x D x H
4141BL	BLACK	16 x 2½ x 10"

# STEEL SUGGESTION BOX

- 4¾ x ⅛" deposit slot
- two keys and front panel adhesive labels included
- durable, black powder coat finish
- 25 suggestion cards and wall mounting hardware included



## SPECS

MODEL NUMBER	DESCRIPTION	COLOR	W x D x H
4232BL	SUGGESTION BOX	BLACK	7¼ x 6 x 8½"
4231	SUGGESTION BOX REFILL PACK		



# WOOD SUGGESTION BOX

- 25 suggestion cards included
- two keys
- wall mounting hardware and template included



## SPECS

MODEL NUMBER	DESCRIPTION	COLOR	W x D x H
A 4230MO	SUGGESTION BOX	MEDIUM OAK	7¼ x 7½ x 9¾"
B 4231	SUGGESTION CARD REFILL PACK		



## CUSTOMIZABLE WOOD SUGGESTION BOXES



- 8½ x 11" glass panel
- easily customizable
- wall mountable



### SPECS

MODEL NUMBER	DESCRIPTION	COLOR	W x D x H
4236CY	SUGGESTION BOX	CHERRY	10½ x 5¼ x 14½"
4236MH	SUGGESTION BOX	MAHOGANY	10½ x 5¼ x 14½"
4231	SUGGESTION CARD REFILL PACK		

### AESTHETICS

#### WOOD COLOR



CY CHERRY / MH MAHOGANY

## BAMBOO SUGGESTION BOX

- clear acrylic display
- includes side compartment area for suggestion cards and pencils
- two keys
- 25 suggestion cards and wall mounting hardware included

### SPECS

MODEL NUMBER	DESCRIPTION	COLOR	W x D x H
4237CY	SUGGESTION BOX	CHERRY	10 x 8 x 14"
4237NA	SUGGESTION BOX	NATURAL	10 x 8 x 14"
4231	SUGGESTION CARD REFILL PACK		

### AESTHETICS

#### WOOD COLORS



CY CHERRY / NA NATURAL



## CUSTOMIZABLE SUGGESTION BOX

- custom area fits 5½ x 8½" size paper
- clear plastic cover for visibility
- space above to store cards and writing utensils
- two keys included
- 25 suggestion cards and wall mounting hardware included

### SPECS

MODEL NUMBER	DESCRIPTION	COLOR	W x D x H
4233MO	SUGGESTION BOX	GRAY	7 x 5 x 14½"
4231	SUGGESTION CARD REFILL PACK		





# ACRYLIC COLLECTION BOXES

- 4 x 1/2" slot in top
- back panel slides out for easy access
- small or large size
- 4234CL includes lock with two keys



## SPECS

MODEL NUMBER	DESCRIPTION	COLOR	W x D x H
<b>A</b> 4234CL	LARGE	CLEAR	9 1/4 x 9 1/4 x 21"
<b>B</b> 4235CL	SMALL	CLEAR	5 1/2 x 5 1/2 x 13"



# SEVEN POCKET LETTER/LEGAL-SIZE STEEL RACK

- steel, seven pocket wall rack
- durable, powder coat finish
- wall mounting hardware included
- holds letter or legal-sized documents



## SPECS

MODEL NUMBER	COLOR	W x D x H
3185BL	BLACK	9 1/2 x 2 x 21 3/4"

## STEEL WALL POCKETS

- durable, black mar-resistant powder coat finish
- wall mounting hardware included



### SPECS

MODEL NUMBER	DESCRIPTION	COLOR	W x D x H
3170BL	LETTER-SIZE RACK	BLACK	12 x 3 x 9"
<b>E</b> 3171BL	LEGAL-SIZE RACK	BLACK	15 x 3 x 9"
<b>D</b> 3172BL	TRIPLE TRAY LETTER-SIZE RACK	BLACK	12 x 3¼ x 17¼"



## ONYX™ MESH WALL POCKETS

- steel mesh construction
- durable, black powder coat finish
- wall mounting hardware included
- packed six per carton



### SPECS

MODEL NUMBER	DESCRIPTION	COLOR	W x D x H
<b>E</b> 5651BL	LETTER-SIZE RACK	BLACK	12 x 3 x 9"
5653BL	LEGAL-SIZE RACK	BLACK	15 x 3 x 9"
<b>F</b> 5652BL	TRIPLE TRAY LETTER-SIZE RACK	BLACK	12 x 3¼ x 17¼"





# HIPAA FILE POCKET

- powder coat steel chart holders
- HIPAA compliant
- packed six per carton



## SPECS

MODEL NUMBER	COLOR	W x D x H
5654BL	BLACK	12 x 3 x 10 3/4"



# ONYX™ MAGNETIC MESH PANEL ACCESSORIES

- four heavy-duty magnets
- steel point fasteners included
- steel mesh construction
- durable, black powder coat finish
- packed six per carton



## SPECS

	MODEL NUMBER	DESCRIPTION	COLOR	W x D x H
A	4175BL	TRIPLE FILE POCKET	BLACK	13 x 4 1/4 x 13 1/2"
B	4176BL	SINGLE FILE POCKET	BLACK	13 x 4 1/4 x 7 1/4"
C	4177BL	TRIPLE TRAY	BLACK	12 1/2 x 9 3/4 x 11 3/4"
D	4179BL	ACCESSORY TRAY	BLACK	12 x 5 1/4 x 7 1/4"
E	4180BL	FILE POCKET WITH ACCESSORY ORG	BLACK	12 3/4 x 4 x 7 1/4"

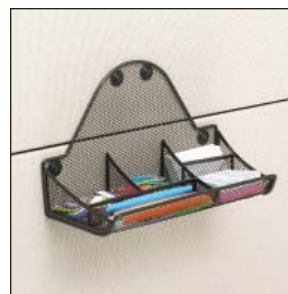
A



B



C



D



E

# ONYX™ PANEL ORGANIZERS

- organizers can be ganged together
- brackets connect different panel pieces together
- wall mounted or hung over panel wall
- fits on panels up to 4" thick



## SPECS

MODEL NUMBER	DESCRIPTION	COLOR	W x D x H
<b>F</b> 6450BL	MULTIFUNCTION PANEL ORGANIZER	BLACK	13¼ x 5 x 26"
<b>G</b> 6451BL	PANEL ORGANIZER TRIPLE TRAY	BLACK	13¼ x 11 x 13¼"
<b>H</b> 6452BL	PANEL ORGANIZER TRIPLE BASKET	BLACK	13¼ x 4 x 18"
<b>I</b> 6453BL	PANEL ORGANIZER WATERFALL 5 POCKET	BLACK	6¼ x 8½ x 11"
<b>J</b> 6454BL	PANEL ORGANIZER SUPPLIES 4 POCKET	BLACK	13¼ x 5 x 6"
<b>K</b> 6455BL	PANEL ORGANIZER BASKET	BLACK	13¼ x 4 x 9¼"



J



K



G



F



H



I

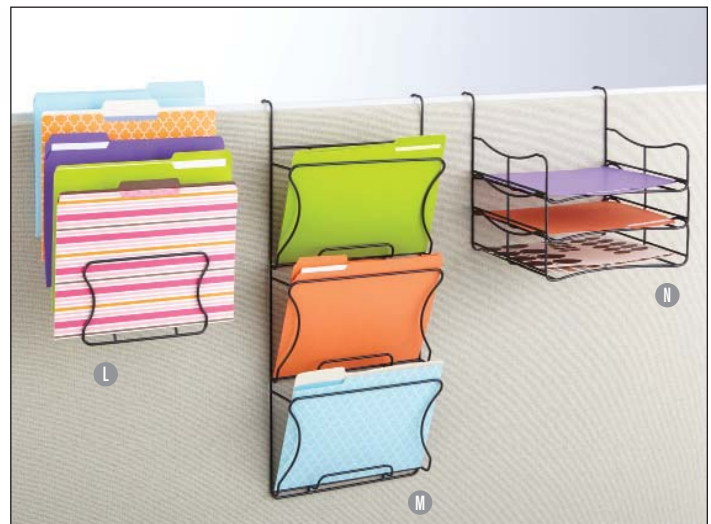
# WIRE PANEL ACCESSORIES

- three styles: triple tray, waterfall sorter or triple pocket
- fit panels up to 3" thick
- over the panel hooks included



## SPECS

MODEL NUMBER	DESCRIPTION	COLOR	W x D x H
<b>L</b> 4670BL	TRIPLE POCKET	BLACK	12 x 3½ x 26½"
<b>M</b> 4671BL	TRIPLE TRAY	BLACK	12 x 10 x 8"
<b>N</b> 4672BL	WATERFALL	BLACK	8¼ x 6 x 11"



L



M



N

# PANELMATE®



## OVERALL PRODUCT DETAILS

- fits panels up to 3¼" thick
- welded steel construction
- epoxy finish
- universal mounting system
- packed six per carton

## SPECS

	MODEL NUMBER	DESCRIPTION	COLOR	W x D x H
A	4150CH	TRIPLE TRAY	CHARCOAL	13½ x 13¼ x 17¼"
B	4151CH	TRIPLE FILE BASKET	CHARCOAL	15½ x 8½ x 29½"
C	4156CH	WATERFALL SORTER	CHARCOAL	9 x 12 x 15"
D	4158CH	DRY ERASE MARKERBOARD	CHARCOAL	13½ x 1¾ x 16¾"
E	4148CH	COAT HOOKS	CHARCOAL	7 x 5¼ x 7¼"

### TRIPLE TRAY

- tray measures 12"w x 9"d x 2"h

### TRIPLE FILE BASKET

- baskets measure 4¾" at top, 1¾" at bottom

### WATERFALL SORTER

- removable dividers create up to six slots in 1⅞" intervals

### DRY ERASE MARKERBOARD

- 11 x 14" melamine marker board with tray
- mounting height is adjustable up to 18" from top of panel

### COAT HOOKS

- two spiral-shaped hooks with plastic coated ends



A



D



C

E





## GRIDWORKS®

- fits panels up to 2<sup>5</sup>/<sub>8</sub>" thick
- includes 38 x 15" gridwall
- includes two letter trays, two slot sorter, binder bin, 2' shelf
- continuous-loop design with hardened epoxy finish
- components lock into place on users gridwall
- welded steel construction
- universal mounting system included



### SPECS

MODEL NUMBER	DESCRIPTION	COLOR	W x D x H
4100CH	COMPACT SYSTEM	CHARCOAL	38 x 15 x 15"



## DESKTOP REFERENCE SYSTEM

- easy reference system
- pockets with two-sided opening for easy document loading
- rotates for portrait or landscape format
- includes 10 anti-glare pockets with black frames
- compact weighted base



### SPECS

MODEL NUMBER	COLOR	W x D x H
6175BL	BLACK	18 <sup>3</sup> / <sub>4</sub> x 14 <sup>1</sup> / <sub>2</sub> x 20 <sup>3</sup> / <sub>4</sub> "



E R G O N O M I C S

RELIEVES REPETITIVE STRESS INJURIES.  
 RELIEVES REPETITIVE STRESS INJURIES.  
 RELIEVES REPETITIVE STRESS INJURIES.


It may not seem like it, but sitting in a chair, clicking a mouse and typing is really hard on your body. Your shoulders, neck and back never seem to get a break – even if you do. Our line of ergonomic products is designed to help promote circulation, improve posture and curb the negative effects of all the clicking. Hey, carpal tunnel. Checkmate.

**ERGONOMICS**

LIGHTS	194-195
KEYBOARD TRAYS	196-199
MONITOR STANDS	199-200
CPU HOLDERS	202
DOCUMENT HOLDERS	202
WRIST SUPPORTS	203
FOOTRESTS	204-205
BACKRESTS	206-207



# LED LIGHTS



## VAMP™

- multi-pivot flexible neck
- seven-step touch dimming function
- USB port on back of base



### SPECS

	MODEL NUMBER	COLOR	W x D x H
A	1001SL	SILVER	5 x 16 x 16 <sup>3</sup> / <sub>4</sub> "
B	1001WH	WHITE	5 x 16 x 16 <sup>3</sup> / <sub>4</sub> "



VIVO™



- flicker-free, energy-saving, economical LED lighting
- touch dimmer switch with memory button to recall last setting
- flexible neck
- v-cut, anti-glare filters
- free of lead, mercury and UV rays with zero pollution

SPECS

MODEL NUMBER	COLOR	W x D x H
<b>C</b> 1000BL	BLACK	4 x 17½ x 15"
<b>D</b> 1000CG	CHAMPAGNE	4 x 17½ x 15"
<b>E</b> 1000RD	RED	4 x 17½ x 15"
<b>F</b> 1000WH	WHITE	4 x 17½ x 15"



A  
KEYBOARD FEATURES  
1 5



B  
KEYBOARD FEATURES  
1 5



C  
KEYBOARD FEATURES  
1 2 4



D  
KEYBOARD FEATURES  
1 2 3 4



\*KEYBOARD FEATURES ON PG. 198.

# KNOB-ADJUST KEYBOARD PLATFORMS

## OVERALL PRODUCT FEATURES

- single knob height and tilt adjustment
- tucks away under desk
- tilt adjusts +10° to -15°
- 17¾" track
- foam wrist rest included

## KNOB-ADJUST KEYBOARD PLATFORM

- height adjusts 5" (1½" above desk)
- black, durable, wood fiber construction
- allows in line mouse use on left or right side

## KNOB-ADJUST KEYBOARD PLATFORM WITH SWIVEL MOUSE TRAY

- slim ⅜" profile
- swivel mouse tray mounts on left or right
- height adjusts 5" (1½" above desk)



## SPECS

	MODEL NUMBER	DESCRIPTION	COLOR	W x D x H
A	2133BL	PLATFORM	BLACK	25 x 9½ x ⅜"
B	2135BL	PLATFORM WITH SWIVEL MOUSE TRAY	GRAY	18½ x 9½ x ⅜"

# ERGO-COMFORT® LOW PROFILE

## OVERALL PRODUCT FEATURES

- no knobs or levers, lift keyboard tray for height adjustment
- units extend and retract on a 21" precision glide track
- adjustment knob for a +15° to -15° tilt range
- full 360° rotation
- meets BIFMA standards
- Therasoft® wrist rest that may help minimize pressure points
- all models include mounting hardware

## ARTICULATING 28" KEYBOARD/MOUSE ARM

- wide, ultra-thin platform
- Lift-N-Lock™ 6" height adjustment
- clear lift-up Lexan® mouse surface to display pictures, memos, etc.

## SIT/STAND ARTICULATING 28" KEYBOARD/MOUSE ARM

- use keyboard and mouse while seated or standing
- keyboard platform measures 28 x 11¾"
- lift and release tray to adjust for 10½" height range
- assembly required



## SPECS

	MODEL NUMBER	DESCRIPTION	COLOR	W x D x H
C	2137	ARTICULATING 28" KEYBOARD/MOUSE ARM	BLACK GRANITE FLECK	28 x 11¼ x ¼"
D	2196	SIT/STAND ARTICULATING 28" KEYBOARD/MOUSE ARM	BLACK GRANITE FLECK	28 x 11¼ x ¼"

# PREMIER SERIES ADJUSTABLE KEYBOARD PLATFORMS

## OVERALL PRODUCT FEATURES

- ultra-thin keyboard/mouse platforms with comfort zone
- comfort zone height and tilt indicators allow consistent, customized positioning
- leverless lift and release mechanism with 6" height adjustment range
- tilt knob adjusts +10° to -15°

## KEYBOARD/MOUSE PLATFORM

- 27" phenolic platform with soothing gel palm rest
- allows in-line mouse use on left or right

## KEYBOARD WITH TEARDROP MOUSE PLATFORM

- phenolic keyboard platform with teardrop mouse platform
- mouse platform swivels to desired position
- soothing gel wrist rest included



COMFORT ZONE HEIGHT AND TILT INDICATORS ALLOW CONSISTENT CUSTOMIZED POSITIONING FOR SUPERIOR ERGONOMIC COMFORT.



KEYBOARD FEATURES  
1 2 4



KEYBOARD FEATURES  
1 2 4



## SPECS

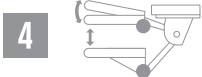
MODEL NUMBER	DESCRIPTION	COLOR	W x D x H
A 2145BL	KEYBOARD/MOUSE PLATFORM	BLACK	27 x 11½ x ¼"
B 2143BL	KEYBOARD WITH TEARDROP MOUSE PLATFORM	BLACK	21 x 11½ x ¼"

## KEYBOARD FEATURES

THE POSITIONING OF YOUR KEYBOARD IMPACTS YOUR COMFORT AND YOUR HEALTH.

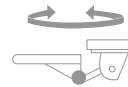


**LIFT AND LOCK HEIGHT ADJUSTMENT**  
FREELY ADJUSTS HEIGHT WITHOUT KNOBS OR LEVERS.



**INDEPENDENT TILT ADJUSTMENT KNOB**  
ADJUSTS TILT WITHOUT AFFECTING HEIGHT ADJUSTMENT.

1



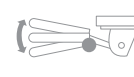
**360° SWIVEL**  
EASILY ADJUSTS FOR ANY WORKING ANGLE.

3



**SIT/STAND**  
10½" HEIGHT ADJUSTMENT RANGE FOR SITTING OR STANDING.

5



**DUAL ADJUSTMENT**  
SINGLE KNOB ADJUSTS HEIGHT AND TILT ANGLE.

# ERGO-COMFORT® UNDERDESK KEYBOARD DRAWER

- heavy-duty molded plastic keyboard drawer mounts directly under any surface
- drawer locks into keying position on ball-bearing glides
- three height positions with two tilt adjustments
- soft-grip drawer handle
- removable padded wrist rest
- mouse tray can be installed for left or right use

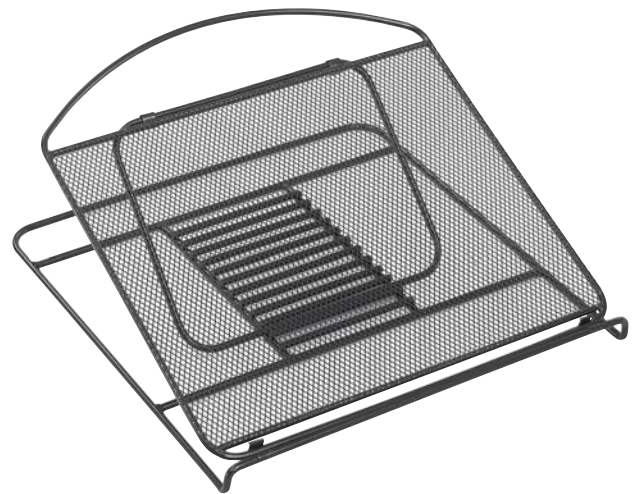


## SPECS

<b>MODEL NUMBER</b> 2213	<b>COLOR</b> CHARCOAL	<b>W x D x H</b> 23¼ x 20¼ x 3¾-5¼"
-----------------------------	--------------------------	--

# ONYX™ MESH LAPTOP STAND

- adjustable for easy visibility
- folds flat for portability
- steel mesh construction for ventilation
- black powder coat finish for durability
- packed 5 per carton
- mouse tray can be installed for left or right use



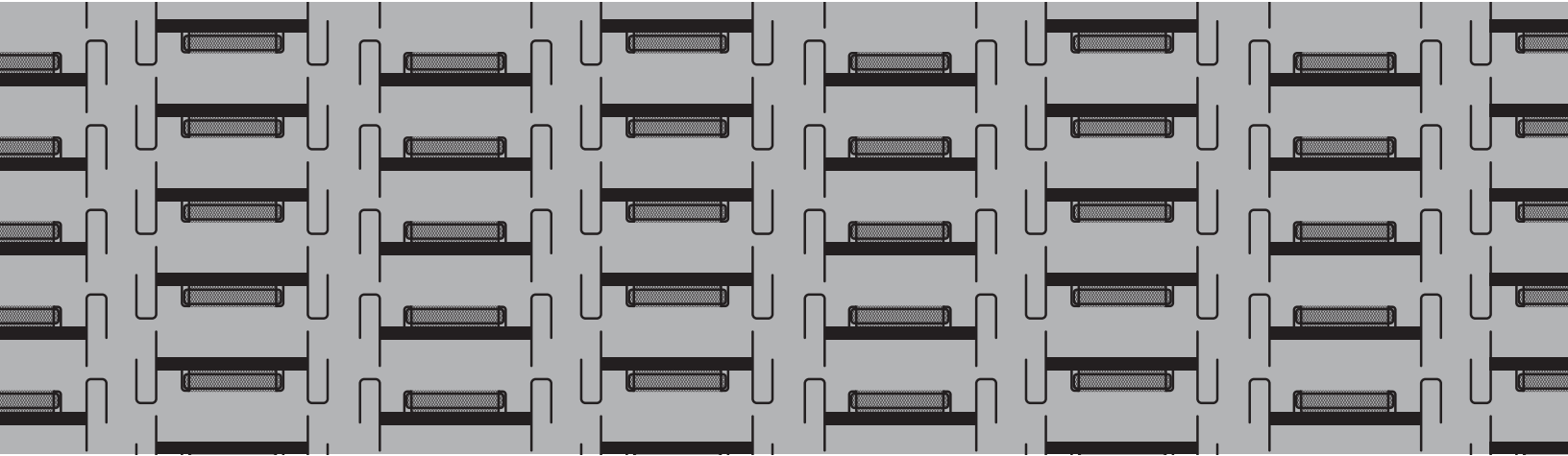
## SPECS

<b>MODEL NUMBER</b> 2161BL	<b>COLOR</b> BLACK	<b>W x D x H</b> 12¼ x 12¼ x 2"
-------------------------------	-----------------------	------------------------------------



# ONYX™

MESH MONITOR STAND



- raises monitor 4" for ergonomic positioning
- two side compartments and 8¾" wide sliding and pullout drawer
- steel mesh construction
- black powder coat finish for durability





## SPECS

**MODEL NUMBER**  
2159BL

**COLOR**  
BLACK

**W x D x H**  
19 1/4 x 11 1/4 x 6 1/4"



IMAGE FEATURES ONYX™ MAGNETIC PANEL POCKET (PG. 188), DOCUMENT HOLDER (PG. 202), TELEPHONE STAND (PG. 173) & DESK ORGANIZER (PG. 173).



# ERGO-COMFORT® CPU HOLDERS

## SWIVEL MOUNT CPU HOLDER

- pulls out 6" and swivels 180° for cable access on the left or right side
- adjusts vertically from 13" to 22" and from 5" to 9" wide
- anti-slip pads
- rated up to 60 lbs.

## FIXED-MOUNT CPU HOLDER

- adjusts vertically from 13" to 22" and from 5" to 9" wide
- anti-slip pads
- rated up to 60 lbs.



## SPECS

MODEL NUMBER	DESCRIPTION	COLOR	W x D x H
A 2175	SWIVEL MOUNT CPU HOLDER	BLACK	9-13 x 13¼ x 17½-23¼"
B 2176	FIXED-MOUNT CPU HOLDER	BLACK	7-11 x 9½ x 14-22½"

# ERGO-COMFORT® READ/WRITE DOCUMENT STANDS



- durable 5/8" wood construction with laminate finish
- two angle adjustment options
- one inch lip holds documents or books



## SPECS

MODEL NUMBER	COLOR	W x D x H
2156	LIGHT GRAY	19½ x 11 x 5½-6¼"
2156BL	BLACK	19½ x 11 x 5½-6¼"

# ONYX™ MESH DOCUMENT HOLDER

- steel ball holds papers securely in place
- solid metal center keeps self adhesive notes organized
- steel mesh construction
- black powder coat finish for durability
- packed five per carton



## SPECS

MODEL NUMBER	COLOR	W x D x H
2158BL	BLACK	9 x 8 x 13¼"



# SOFTSPOT® PROLINE KEYBOARD WRIST SUPPORT

- Therasoft® material distributes weight evenly
- removable keyboard pad for strengthening and stretching exercises
- non-abrasive, durable and anti-static
- illustrated exercise guide included
- packed 10 per carton



## SPECS

MODEL NUMBER	COLOR	W x D x H
90208	BLACK	18 x 3½ x 1¼"

# SOFTSPOT® PROLINE MOUSE PAD WRIST SUPPORT

- Therasoft® material distributes weight evenly
- removable cushion for stretching and strengthening exercises
- non-abrasive, durable and anti-static
- illustrated exercise guide included
- packed 10 per carton



## SPECS

MODEL NUMBER	COLOR	W x D x H
90108	BLACK	7½ x 13 x 1¼"

# RESTEASE™ ADJUSTABLE FOOTREST



- four angle adjustments
- integrated anti-slip rubber mat
- two-tone black with silver accents
- packed five per carton



## SPECS

MODEL NUMBER	COLOR	W x D x H
2120BL	BLACK	15½ x 13¾-14¾ x 3¼-5"

# STRESS BUSTER™ MASSAGING FOOTREST

- alternating rollers for foot massage
- adjustable tilt encourages frequent position changes
- black with chrome finish frame



## SPECS

MODEL NUMBER	COLOR	W x D x H
2119BL	BLACK	20¼ x 20½ x 5"



# REMEDEASE® FOOT CUSHION

- half-cylinder design
- hypo-allergenic, medical-grade foam
- removable and machine washable, nylon cover with non-slip tread
- packed five per carton



## SPECS

MODEL NUMBER	COLOR	W x D x H
92311	BLACK	17½ x 11½ x 6¼"





## FOOT ROCKER FOOTREST

- rocking action encourages leg movement
- rock and stop design provides subtle position stops
- anti-skid feet
- packed five per carton



### SPECS

MODEL NUMBER	COLOR	W x D x H
2122BL	BLACK	17½ x 11½ x 3½"



## ERGO-COMFORT® ADJUSTABLE FOOTRESTS

### 5" HEIGHT-ADJUSTABLE FOOTREST

- tilt angle slides to any position
- black with chrome stand
- packed five per carton

### 8" HEIGHT-ADJUSTABLE FOOTREST

- enables repositioning of feet and legs
- black with chrome stand
- packed four per carton



### SPECS

	MODEL NUMBER	COLOR	W x D x H	PLATFORM HEIGHT
A	2105	BLACK	18½ x 11½ x 5"	3"
B	2106	BLACK	18½ x 11½ x 8"	5"





# MESH BACKREST

- breathable mesh
- lightweight construction
- elastic strap secures backrest in place
- ideal for office, auto or home
- packed five per carton



## SPECS

MODEL NUMBER	COLOR	W x D x H
7153BL	BLACK	17½ x 3 x 15"



# REMEDEASE® BACKRESTS

## FULL HEIGHT BACKREST

- high-density medical-grade, anti-allergenic foam
- elastic strap keeps backrest in place
- full size zipper on machine washable 100% polyester velour cover
- packed five per carton

## HIGH PROFILE BACKREST

- high-density medical-grade, anti-allergenic foam
- elastic strap adjusts to fit any chair
- full size zipper on machine washable 100% polyester velour cover
- packed five per carton



## SPECS

	MODEL NUMBER	DESCRIPTION	COLOR	W x D x H
A	71491	HIGH PROFILE	BLACK	12¾ x 4 x 13"
B	71301	FULL HEIGHT	BLACK	14 x 3 x 19½"



A



B

# SOFTSPOT®

## LOW PROFILE BACKREST

- supports lower back and spine
- center channel may prevent pressure points on spine
- upper edges softly curved
- Therasoft® material retains shape
- elastic strap adjusts to fit any chair
- non-abrasive, anti-static and washable
- packed five per carton

## LUMBAR ROLL BACKREST

- supports the lumbar or small of the back
- upper edges softly curved
- center channel may prevent pressure points on spine
- Therasoft® material retains shape
- elastic strap adjusts to fit any chair
- non-abrasive, anti-static and washable
- packed five per carton

## SEAT CUSHION

- Therasoft® cushioning material
- upper edges softly curved
- cut-away contours slope away from pressure points at coccyx (tail bone)
- wedge shape may help maintain spines natural "s" shaped curve
- non-abrasive, anti-static and washable
- packed five per carton



## SPECS

MODEL NUMBER	DESCRIPTION	COLOR	W x D x H
<b>C</b> 7150BL	LUMBAR ROLL BACKREST	BLACK	14 x 2½ x 8"
<b>D</b> 7151BL	LOW PROFILE BACKREST	BLACK	14 x 2½ x 11"
<b>E</b> 7152BL	SEAT CUSHION	BLACK	15½ x 10 x 3"



# MEMORY FOAM LUMBAR SUPPORT BACKREST


- direct support for lower back
- adjustable straps fit any chair
- durable and easy to clean
- packed five per carton




## SPECS

MODEL NUMBER	COLOR	W x D x H
7154BL	BLACK	14½ x 3¾ x 6¾"





S T O R A G E &  
F I L I N G



## THE ANSWER TO THE QUESTION, “WHERE SHOULD I PUT THIS?”

An office without storage is like an employee kitchen without a refrigerator. While that box of supplies left sitting in the middle of the office for two weeks isn't going to stink up the joint like a forgotten lunch, you could trip over it. But seriously, who leaves a half-eaten yogurt parfait in the fridge for two weeks? Come on people. We can do better.

### **STORAGE & FILING**

MAGAZINE RACKS	210-215
LITERATURE ORGANIZERS	216-226
MODULAR STORAGE	228
BOOKCASES	229-232
BOOK CARTS	232-233
FILE CARTS	234-245
MAIL CARTS	246
MAILROOM	246-247



A



OPTIONAL FLOOR STAND FITS MODELS 5603CL, 5604CL, 5605CL, 5606CL AND 5607CL.

B



C



E



D



## LUXE™ WALL MOUNT & FREE STANDING MAGAZINE DISPLAYS

- available as either floor display or wall mounted
- silver coated, brushed aluminum frame with clear acrylic pockets
- center dividers allow pockets to be sized
- wall mounting hardware included



### SPECS

	MODEL NUMBER	DESCRIPTION	W x D x H
	4133SL	3 MAGAZINE/6 PAMPHLET DISPLAY	31¼ x 5 x 15¼"
A	4134SL	9 MAGAZINE/18 PAMPHLET DISPLAY	31¼ x 5 x 41"
B	4135SL	9 MAGAZINE/8 PAMPHLET FLOOR RACK	31¼ x 20 x 62¼"

## REVEAL™

### OVERALL PRODUCT DETAILS

- thermoformed, one-piece units with no sharp edges or corners
- each pocket holds 1¾" of printed material
- wire partition hangers fit all Reveal displays
- wall mounting hardware included

### PAMPHLET & SPECIALTY DISPLAYS

- thermoformed, one-piece units have no sharp edges or corners
- each pocket holds 1¾" of printed material
- wire partition hangers fit all Reveal displays
- wall mounting hardware included

### TABLETOP DISPLAYS

- rotating clear acrylic displays
- two-tier design
- each pocket holds 1" of printed material



F



### SPECS

	MODEL NUMBER	DESCRIPTION	W x D x H
	5602CL	12 MAGAZINE DISPLAY	30 x 2 x 49"
	5603CL	9 MAGAZINE DISPLAY	30 x 2 x 36¾"
	5607CL	6 MAGAZINE DISPLAY	30 x 2 x 24½"
	5621CL	1 MAGAZINE DISPLAY	11 x 2 x 12¼"
	5622CL	2 MAGAZINE DISPLAY	21 x 2 x 12¼"
C	5600CL	6 MAGAZINE/12 PAMPHLET DISPLAY	30 x 2 x 45"
	5605CL	3 MAGAZINE/6 PAMPHLET DISPLAY	30 x 2 x 22½"
	5606CL	6 MAGAZINE/6 PAMPHLET DISPLAY	30 x 2 x 34¾"
	5609CL	4 MAGAZINE/8 PAMPHLET DISPLAY	21 x 2 x 26"
	5611CL	8 MAGAZINE/8 PAMPHLET DISPLAY	40 x 2 x 34¾"
	5612CL	2 MAGAZINE/4 PAMPHLET DISPLAY	21 x 2 x 22½"
	5619BL	FLOOR STAND	30 x 19½ x 53"
	5661NC	DISPLAY WIRE HANGER	¼ x 2¼ x 7¼"
D	5601CL	24 PAMPHLET DISPLAY	30 x 2 x 41"
	5604CL	12 PAMPHLET DISPLAY	30 x 2 x 20½"
	5608CL	8 PAMPHLET DISPLAY	20½ x 2 x 20½"
E	5610CL	12 BOOKLET DISPLAY	30 x 2 x 30"
F	5618CL	12 BUSINESS CARD DISPLAY	30 x 1½ x 12"
G	5697CL	6 PAMPHLET TRIANGLE TABLETOP	9½ x 9½ x 12½"
H	5698CL	6 MAGAZINE TRIANGLE TABLETOP	15 x 15 x 14"





A



B



C

# CLEAR2C™ MAGAZINE & PAMPHLET DISPLAYS

- break-resistant polycarbonate plastic pockets
- clear plastic and PETG backing
- each pocket holds 2" of printed material
- pre-assembled with pre-drilled holes, screws and anchors



## SPECS

	MODEL NUMBER	DESCRIPTION	COLOR	W x D x H
A	5665CL	9 MAGAZINE DISPLAY	CLEAR	29 x 3 x 36"
B	5666CL	3 MAGAZINE/6 PAMPHLET DISPLAY	CLEAR	28 x 3 x 23½"
	5667CL	6 MAGAZINE DISPLAY	CLEAR	28¾ x 3 x 23½"
	5668CL	6 MAGAZINE/6 PAMPHLET DISPLAY	CLEAR	29 x 3 x 36"
C	5671CL	12 PAMPHLET DISPLAY	CLEAR	28¾ x 3 x 23½"
	5673CL	8 PAMPHLET DISPLAY	CLEAR	19¼ x 3 x 23½"

# ACRYLIC MAGAZINE & PAMPHLET STANDS

- clear plastic pockets
- each pocket holds up to 2" of printed material
- magazine sizes come with removable dividers for pamphlets



## SPECS

	MODEL NUMBER	DESCRIPTION	COLOR	W x D x H
D	5635CL	MAGAZINE DISPLAY – 3 POCKET	CLEAR	9 x 10 x 15"
	5637CL	PAMPHLET DISPLAY – SINGLE POCKET	CLEAR	4½ x 3½ x 8¼"
	5638CL	PAMPHLET DISPLAY – 3 POCKET	CLEAR	4½ x 10 x 15"



D

# EXPOSE™ MAGAZINE & PAMPHLET DISPLAYS

- clear plastic front panel
- removable dividers for magazines or pamphlets
- pre-drilled holes, screws and anchors
- decorative screw covers match masonite backing




## SPECS

MODEL NUMBER	DESCRIPTION	COLOR	W x D x H
<b>5702MH</b>	9 MAGAZINE/18 PAMPHLET DISPLAY	MAHOGANY	29 3/4" x 2 1/2" x 38 1/4"
<b>5702MO</b>	9 MAGAZINE/18 PAMPHLET DISPLAY	MEDIUM OAK	29 3/4" x 2 1/2" x 38 1/4"
<b>5703MH</b>	6 MAGAZINE/12 PAMPHLET DISPLAY	MAHOGANY	29 3/4" x 2 1/2" x 26 1/4"
<b>5703MO</b>	6 MAGAZINE/12 PAMPHLET DISPLAY	MEDIUM OAK	29 3/4" x 2 1/2" x 26 1/4"
<b>5704MH</b>	4 MAGAZINE/8 PAMPHLET DISPLAY	MAHOGANY	20" x 2 1/2" x 26 1/4"
<b>5704MO</b>	4 MAGAZINE/8 PAMPHLET DISPLAY	MEDIUM OAK	20" x 2 1/2" x 26 1/4"

## AESTHETICS

### WOOD COLOR



MH MAHOGANY / MO MEDIUM OAK



# IN-VIEW™ WALL MOUNT & FREE STANDING MAGAZINE DISPLAY

- variety of settings from trade show booths to reception areas
- contoured lip on front keeps literature in place
- acrylic pockets
- powder coat finish




## SPECS

MODEL NUMBER	DESCRIPTION	COMPARTMENTS	COLOR	W x D x H
<b>4111BL</b>	FREE STANDING DISPLAY	5	BLACK	12" x 21 1/2" x 65 3/4"
<b>4113BL</b>	ROTARY LITERATURE DISPLAY	12	BLACK	16 1/4" x 16 1/4" x 65"
<b>5660WH</b>	STRAIGHTEN UP!			8 1/2" x 1/4" x 10 1/2"

# IMPROMPTU™

MAGAZINE RACKS



- three, five or seven pocket wall rack
- heavy-duty steel with powder coat finish
- wall mounting hardware is included
- complements entire Impromptu line of product solutions





## SPECS

MODEL NUMBER	DESCRIPTION	COMPARTMENTS	COLOR	W x D x H
4641BL	MAGAZINE RACK - 3 POCKET	3	BLACK	9½ x 5½ x 21½"
4641GR	MAGAZINE RACK - 3 POCKET	3	GRAY	9½ x 5½ x 21½"
4642BL	MAGAZINE RACK - 5 POCKET	5	BLACK	9½ x 5½ x 29½"
4642GR	MAGAZINE RACK - 5 POCKET	5	GRAY	9½ x 5½ x 29½"
4643BL	MAGAZINE RACK - 7 POCKET	7	BLACK	9½ x 5½ x 41½"
4643GR	MAGAZINE RACK - 7 POCKET	7	GRAY	9½ x 5½ x 41½"

## AESTHETICS

### COLOR



BL BLACK / GR GRAY





# WOOD DISPLAY RACKS



## WALL MOUNT LITERATURE DISPLAY RACKS - 12 & 5 POCKET

- scoop front pockets
- hardboard dividers and back
- wall mounting hardware included

## 48 POCKET ROTATING LITERATURE DISPLAY RACK

- scoop front pockets
- rotates 360°

## SPECS

MODEL NUMBER	DESCRIPTION	COLOR	W x D x H
<b>A</b> 4330CY	WALL MOUNT LITERATURE DISPLAY – 5 POCKET	CHERRY	11¼ x 3¾ x 23¾"
4330MH	WALL MOUNT LITERATURE DISPLAY – 5 POCKET	MAHOGANY	11¼ x 3¾ x 23¾"
4330MO	WALL MOUNT LITERATURE DISPLAY – 5 POCKET	MEDIUM OAK	11¼ x 3¾ x 23¾"
4331CY	WALL MOUNT LITERATURE DISPLAY – 12 POCKET	CHERRY	11¼ x 3¾ x 48¾"
<b>B</b> 4331MH	WALL MOUNT LITERATURE DISPLAY – 12 POCKET	MAHOGANY	11¼ x 3¾ x 23¾"
4331MO	WALL MOUNT LITERATURE DISPLAY – 12 POCKET	MEDIUM OAK	11¼ x 3¾ x 23¾"
4335MH	ROTATING LITERATURE DISPLAY – 48 POCKET	MAHOGANY	17¼ x 17¼ x 49½"
<b>C</b> 4335MO	ROTATING LITERATURE DISPLAY – 48 POCKET	MEDIUM OAK	17¼ x 17¼ x 49½"



A



B



C

# BAMBOO MAGAZINE RACKS



## BAMBOO MAGAZINE WALL RACK - 3 POCKET

- three magazines or six pamphlets
- includes removable pocket dividers
- wall mounting hardware included

## BAMBOO MAGAZINE FLOOR DISPLAY - 4 POCKET

- four magazines or eight pamphlets
- includes removable pocket dividers
- freestanding floor unit

## BAMBOO MAGAZINE WALL RACK - 4 POCKET

- four magazines or eight pamphlets
- includes removable pocket dividers
- wall mounting hardware included

## BAMBOO MAGAZINE WALL RACK - 9 POCKET

- nine magazines or 18 pamphlets
- includes removable pocket dividers
- wall mounting hardware included

## SPECS

MODEL NUMBER	DESCRIPTION	COLOR	W x D x H
D 4620CY	MAGAZINE WALL RACK - 3 POCKET	CHERRY	29 x 13¼ x 1¼"
E 4620NA	MAGAZINE WALL RACK - 3 POCKET	NATURAL	29 x 13¼ x 1¼"
F 4622CY	MAGAZINE FLOOR DISPLAY - 4 POCKET	CHERRY	10 x 56½ x 18¼"
G 4622NA	MAGAZINE FLOOR DISPLAY - 4 POCKET	NATURAL	10 x 56½ x 18¼"
4623CY	MAGAZINE WALL RACK - 4 POCKET	CHERRY	19½ x 25½ x 1¼"
4623NA	MAGAZINE WALL RACK - 4 POCKET	NATURAL	19½ x 25½ x 1¼"
4624CY	MAGAZINE WALL RACK - 9 POCKET	CHERRY	29 x 37¾ x 1¼"
4624NA	MAGAZINE WALL RACK - 9 POCKET	NATURAL	29 x 37¾ x 1¼"



D



E



G



F





# ONYX™

## MESH ROTATING MAGAZINE STAND

- rotating magazine stand
- three sided rack rotates 360°
- floor standing units feature 30, 1" capacity pockets

## MESH WALL MOUNT MAGAZINE RACKS

- five and 10 pocket magazine racks
- wall mounting hardware included



## MESH COUNTER DISPLAYS

- steel mesh construction
- removable dividers to allow for pamphlet storage
- 5642BL packed six per carton



## MESH FLOOR RACKS


- floor rack
- steel mesh construction
- three or five pocket rack



## SPECS

	MODEL NUMBER	DESCRIPTION	COLOR	W x D x H
A	5577BL*	MESH ROTATING MAGAZINE STAND – 30 POCKET	BLACK	16½ x 16½ x 66"
B	5578BL	MESH WALL MOUNT MAGAZINE RACK – 5 POCKET	BLACK	10¼ x 3½ x 28½"
C	5579BL	MESH WALL MOUNT MAGAZINE RACK – 10 POCKET	BLACK	10¼ x 3½ x 50¾"
D	5640BL	MESH COUNTER MAGAZINE DISPLAY – 4 POCKET	BLACK	9¾ x 6½ x 18"
E	5641BL	MESH COUNTER PAMPHLET DISPLAY – 4 POCKET	BLACK	5¼ x 7 x 16½"
F	5642BL	MESH COUNTER BUSINESS CARD HOLDER – 8 POCKET	BLACK	8¾ x 3 x 8¾"
G	6460BL	MESH FLOOR RACK – 3 POCKET	BLACK	12½ x 13 x 26¾"
H	6461BL	MESH FLOOR DISPLAY – 5 POCKET	BLACK	12½ x 18½ x 46"

\*MESH ROTATING MAGAZINE STAND REQUIRES ASSEMBLY



B



C



D



F



E



G



H



# STEEL ROTARY MAGAZINE & BROCHURE RACKS

- textured powder coat finish
- ships fully assembled
- 4327 rotates 360°



## SPECS

MODEL NUMBER	DESCRIPTION	COLOR	W x D x H
<b>A</b> 4324BL	MAGAZINE RACK – 44 POCKET	BLACK	14 x 14 x 48"
4324GR	MAGAZINE RACK – 44 POCKET	GRAY	14 x 14 x 48"
<b>B</b> 4325BL	MAGAZINE RACK – 92 POCKET	BLACK	14 x 14 x 68"
4325GR	MAGAZINE RACK – 92 POCKET	GRAY	14 x 14 x 68"
<b>C</b> 4326GR	BROCHURE RACK – 66 OR 33 POCKET	GRAY	17¼ x 15 x 30¼"



SHOWN WITH OPTIONAL STEEL BASE.

# STEEL MAGAZINE RACKS

- durable steel construction
- powder coat finish for durability
- mounts to a wall or stands on floor with steel base



## SPECS

MODEL NUMBER	DESCRIPTION	COLOR	W x D x H
<b>D</b> 4310BL	5 POCKETS	BLACK	10 x 4 x 20½"
4310GR	5 POCKETS	GRAY	10 x 4 x 20½"
<b>E</b> 4321BL	11 POCKETS	BLACK	10 x 4 x 36¼"
4321GR	11 POCKETS	GRAY	10 x 4 x 36¼"
4322BL	23 POCKETS	BLACK	10 x 4 x 65½"
<b>F</b> 4322GR	23 POCKETS	GRAY	10 x 4 x 65½"
4323BL	STEEL BASE	BLACK	10 x 14 x 5¼"
4323GR	STEEL BASE	GRAY	10 x 14 x 5¼"

\*ALL PRODUCTS ON PAGE 220 SHIP VIA SMALL PACKAGE CARRIER EXCEPT 4324BL/GR AND 4325BL/GR.

## READY-SET-GO!

- store literature in the pockets during transport
- ideal for trade shows
- six pockets
- folds to 7½" high after use
- heavy-gauge steel, with scratch-resistant metallic gray powder coat finish
- heavy-duty carrying case included



### SPECS

MODEL NUMBER	DESCRIPTION	COLOR	W x D x H
4132GR	DOUBLE-SIDED FOLDING DISPLAY	GRAY	10 x 13¼ x 56"



## GRID MAGAZINE RACKS

- three, five or seven pocket rack
- modern design
- heavy-duty steel
- wall mounting hardware included



### SPECS

	MODEL NUMBER	DESCRIPTION	COLOR	W x D x H
6	4660BL	3 POCKET WALL DISPLAY	BLACK	9½ x 5½ x 13½"
H	4661BL	5 POCKET WALL DISPLAY	BLACK	9½ x 5½ x 21½"
	4662BL	7 POCKET WALL DISPLAY	BLACK	9½ x 5½ x 29½"

6



H





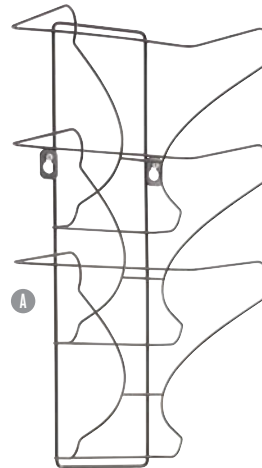
# WIRE (ECONOMY) MAGAZINE RACKS

- three, five or seven pocket rack
- aesthetic design
- wire construction



## SPECS

MODEL NUMBER	DESCRIPTION	COLOR	W x D x H
<b>A</b> 6430BL	WALL DISPLAY – 3 POCKET	BLACK	9¼ x 6½ x 19½"
6431BL	WALL DISPLAY – 5 POCKET	BLACK	9¼ x 6½ x 29"
<b>B</b> 6432BL	WALL DISPLAY – 7 POCKET	BLACK	9¼ x 6½ x 38½"
<b>C</b> 6433BL	COUNTER DISPLAY – 5 POCKET	BLACK	9¼ x 9 x 17"





## WIRED DISPLAY RACKS



### ROTARY MAGAZINE DISPLAY

- full view front
- four layers rotate independently
- compact knock-down design with 16 display compartments
- welded wired construction
- mobile on five dual wheel casters (two locking)

### ROTARY BROCHURE DISPLAY

- 32 compartments
- four viewing levels rotate independently
- compact knockdown design
- welded wired construction
- mobile on dual-wheel casters (two locking)

### MOBILE LITERATURE RACK

- slant wire extra tall shelves
- extra tall shelves for oversized publications
- welded wired construction
- mobile on four dual-wheel casters (two locking)

### SPECS

	MODEL NUMBER	DESCRIPTION	COLOR	W x D x H
D	4139CH	ROTARY FLOOR MAGAZINE DISPLAY	CHARCOAL	15 x 15 x 60"
E	4128CH	MOBILE LITERATURE RACK	CHARCOAL	15 x 15 x 60"
F	4129CH	ROTARY FLOOR BROCHURE DISPLAY	CHARCOAL	32½ x 15¼ x 63½"





# LITERATURE ORGANIZER WITH DOORS



- 60 compartment literature organizers
- dust guard doors
- translucent panel doors
- positive closure hinges keep doors closed without magnets
- adjustable shelves



## SPECS

MODEL NUMBER	COMPARTMENTS	COLOR	W x D x H
9355CY	60	CHERRY	30¼ x 13½ x 15¼"
A 9355MH	60	MAHOGANY	30¼ x 13½ x 15¼"
9355MO	60	MEDIUM OAK	30¼ x 13½ x 15¼"

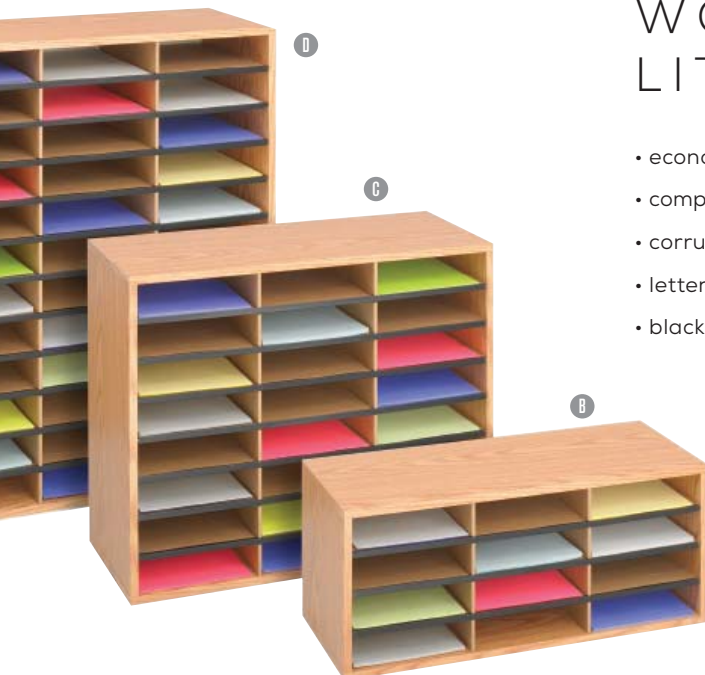
## AESTHETICS

### WOOD COLOR



CY CHERRY / MH MAHOGANY / MO MEDIUM OAK

# WOOD/CORRUGATED LITERATURE ORGANIZERS



- economical organization
- compressed 5/8" wood cabinetry with laminate finish and solid fiberboard back
- corrugated fiberboard inserts
- letter-sized compartments
- black plastic molding and labeling area (labels included)



## SPECS

MODEL NUMBER	COMPARTMENTS	COLOR	W x D x H
B 9401MO	12	MEDIUM OAK	29 x 12 x 12"
C 9402MO	24	MEDIUM OAK	29 x 12 x 23½"
D 9403MO	36	MEDIUM OAK	29 x 12 x 34½"

## WOOD ADJUSTABLE-COMPARTMENT LITERATURE ORGANIZERS

- compressed wood with laminate finish and solid fiberboard back
- hardboard shelves form letter-size compartments or reconfigured for larger items
- 9422 includes plastic rod adapter to store cds in bottom two compartments
- black plastic molding and labeling area
- 39¼" wide units can be stacked up to three high or 72 compartments



### SPECS

MODEL NUMBER	COMPARTMENTS	COLOR	W x D x H
9422GR	16 ADJUSTABLE-COMPARTMENTS	GRAY	19½ x 11¼ x 21"
<b>E</b> 9422MO	16 ADJUSTABLE-COMPARTMENTS	MEDIUM OAK	19½ x 11¼ x 21"
9423GR	24 ADJUSTABLE-COMPARTMENTS	GRAY	39¼ x 11¼ x 16¼"
<b>F</b> 9423MO	24 ADJUSTABLE-COMPARTMENTS	MEDIUM OAK	39¼ x 11¼ x 16¼"
9424GR	36 ADJUSTABLE-COMPARTMENTS	GRAY	39¼ x 11¼ x 24"
9424MO	36 ADJUSTABLE-COMPARTMENTS	MEDIUM OAK	39¼ x 11¼ x 24"
<b>G</b> 9494GR	32 ADJUSTABLE-COMPARTMENTS, 2 DRAWERS	GRAY	39¼ x 11¼ x 25¼"
9494MO	32 ADJUSTABLE-COMPARTMENTS, 2 DRAWERS	GRAY	39¼ x 11¼ x 25¼"



## VALUE SORTER® LITERATURE ORGANIZERS



- steel shell with support shelves and solid fiberboard back for stability and durability
- compartments made of heavy-duty corrugated fiberboard
- oversized compartments hold up to 550 sheets of letter-size paper
- shelf fronts have built-in label holders (labels included)
- metal shelving connector & kit patent no. 5944439
- compartments: 9¾"w x 12½"d x 2½"h

### SPECS

MODEL NUMBER	COMPARTMENTS	COLOR	W x D x H
7111BL	24	BLACK	32¼ x 13½ x 25¼"
<b>H</b> 7111GR	24	GRAY	32¼ x 13½ x 25¼"
7111MO	24	MEDIUM OAK	32¼ x 13½ x 25¼"
<b>I</b> 7121BL	36	BLACK	32¼ x 13½ x 38"
7121GR	36	GRAY	32¼ x 13½ x 38"
7121MO	36	MEDIUM OAK	32¼ x 13½ x 38"
7131BL	72	BLACK	32¼ x 13½ x 75"
<b>J</b> 7131GR	72	GRAY	32¼ x 13½ x 75"
7131MO	72	MEDIUM OAK	32¼ x 13½ x 75"

### AESTHETICS

#### WOOD COLOR



BL BLACK / GR GRAY / MO MEDIUM OAK





## E-Z STOR®



### WOOD LITERATURE ORGANIZERS

- durable ¾" furniture-grade compressed wood construction
- hardboard shelves hold up to 750 sheets
- removable individual compartment shelves remove to expand compartment size
- black plastic label holders
- easy assembly with cam-lock system

### STEEL PROJECT ORGANIZERS

- steel frame, shelves and dividers
- fiberboard back
- interlocking design of shelves and dividers
- shelf fronts serve as label holders
- floor, desk or mounted to a wall with optional wall mount brackets, available for 9254GR and 9264GR
- all hardware included
- compartments: 12"w x 15¼"d x 4¾"h

### STEEL LITERATURE ORGANIZERS

- steel frame, shelves and dividers
- fiberboard back
- each compartment holds up to 750 sheets
- interlocking design of shelves and dividers for extra strength
- shelf fronts serve as label holders
- quick-connect, uni-lock steel shell
- floor, desk or mounted to a wall with optional wall mount brackets
- all hardware included
- compartments: 9"w x 12¼"d x 3"h

### SPECS

MODEL NUMBER	DESCRIPTION	COMPARTMENTS	COLOR	W x D x H
9311CY	WOOD LITERATURE ORGANIZERS	24	CHERRY	40 x 11¼ x 23"
<b>A</b> 9311GR	WOOD LITERATURE ORGANIZERS	24	GRAY	40 x 11¼ x 23"
9311MH	WOOD LITERATURE ORGANIZERS	24	MAHOGANY	40 x 11¼ x 23"
9311MO	WOOD LITERATURE ORGANIZERS	24	MEDIUM OAK	40 x 11¼ x 23"
<b>B</b> 9321CY	WOOD LITERATURE ORGANIZERS	36	CHERRY	40 x 11¼ x 32½"
9321GR	WOOD LITERATURE ORGANIZERS	36	GRAY	40 x 11¼ x 32½"
9321MH	WOOD LITERATURE ORGANIZERS	36	MAHOGANY	40 x 11¼ x 32½"
9321MO	WOOD LITERATURE ORGANIZERS	36	MEDIUM OAK	40 x 11¼ x 32½"
9331CY	WOOD LITERATURE ORGANIZERS	60	CHERRY	40 x 11¼ x 52¼"
9331GR	WOOD LITERATURE ORGANIZERS	60	GRAY	40 x 11¼ x 52¼"
<b>C</b> 9331MH	WOOD LITERATURE ORGANIZERS	60	MAHOGANY	40 x 11¼ x 52¼"
9331MO	WOOD LITERATURE ORGANIZERS	60	MEDIUM OAK	40 x 11¼ x 52¼"
<b>D</b> 9254GR	STEEL PROJECT ORGANIZERS (HOLDS 18,000 SHEETS)	12	GRAY	37½ x 15¾ x 25¾"
<b>E</b> 9264GR	STEEL PROJECT ORGANIZERS (HOLDS 28,000 SHEETS)	18	GRAY	37½ x 15¾ x 36½"
<b>F</b> 9274GR	STEEL PROJECT ORGANIZERS (HOLDS 46,000 SHEETS)	30	GRAY	37½ x 15¾ x 60"
<b>G</b> 9211BLR	STEEL LITERATURE ORGANIZERS	24	BLACK	37½ x 12¾ x 25¾"
9211GRR	STEEL LITERATURE ORGANIZERS	24	GRAY	37½ x 12¾ x 25¾"
9211TSR	STEEL LITERATURE ORGANIZERS	24	TROPIC SAND	37½ x 12¾ x 25¾"
9221BLR	STEEL LITERATURE ORGANIZERS	36	BLACK	37½ x 12¾ x 36½"
<b>H</b> 9221GRR	STEEL LITERATURE ORGANIZERS	36	GRAY	37½ x 12¾ x 36½"
9221TSR	STEEL LITERATURE ORGANIZERS	36	TROPIC SAND	37½ x 12¾ x 36½"
9231BLR	STEEL LITERATURE ORGANIZERS	60	BLACK	37½ x 12¾ x 60"
9231GRR	STEEL LITERATURE ORGANIZERS	60	GRAY	37½ x 12¾ x 60"
<b>I</b> 9231TSR	STEEL LITERATURE ORGANIZERS	60	TROPIC SAND	37½ x 12¾ x 60"
9241BLR	STEEL LITERATURE ORGANIZERS	72	BLACK	37½ x 12¾ x 71"
9241GRR	STEEL LITERATURE ORGANIZERS	72	GRAY	37½ x 12¾ x 71"
9241TSR	STEEL LITERATURE ORGANIZERS	72	TROPIC SAND	37½ x 12¾ x 71"
9000BL	WALL MOUNT BRACKETS	BLACK		

### AESTHETICS

#### WOOD COLOR



CY CHERRY / GR GRAY / MH MAHOGANY / MO MEDIUM OAK

#### STEEL COLOR



BLR BLACK / GRR GRAY / TSR TROPIC SAND



# APRES™ MODULAR STORAGE

- change organization and storage options as needed
- use together or individually
- modular storage allows pieces to be added when needed



## SPECS

MODEL NUMBER	DESCRIPTION	COLOR	W x D x H
9440CY	OPEN BOOKCASE	CHERRY	29 3/4" x 11 1/4" x 29 3/4"
<b>A</b> 9440MH	OPEN BOOKCASE	MAHOGANY	29 3/4" x 11 1/4" x 29 3/4"
9441CY	LITERATURE ORGANIZER	CHERRY	29 3/4" x 11 1/4" x 29 3/4"
<b>B</b> 9441MH	LITERATURE ORGANIZER	MAHOGANY	29 3/4" x 11 1/4" x 29 3/4"
9442CY	2 DOOR CABINET	CHERRY	29 3/4" x 11 1/4" x 29 3/4"
<b>C</b> 9442MH	2 DOOR CABINET	MAHOGANY	29 3/4" x 11 1/4" x 29 3/4"
9443CY	TALL CABINET	CHERRY	29 3/4" x 11 1/4" x 59 1/2"
<b>D</b> 9443MH	TALL CABINET	MAHOGANY	29 3/4" x 11 1/4" x 59 1/2"
9444CY	SINGLE DOOR/OPEN SHELVES	CHERRY	29 3/4" x 11 1/4" x 29 3/4"
<b>E</b> 9444MH	SINGLE DOOR/OPEN SHELVES	MAHOGANY	29 3/4" x 11 1/4" x 29 3/4"
9445CY	SHELF WITH LOWER FILE DRAWER	CHERRY	29 3/4" x 11 1/4" x 29 3/4"
<b>F</b> 9445MH	SHELF WITH LOWER FILE DRAWER	MAHOGANY	29 3/4" x 11 1/4" x 29 3/4"
9446CY	TABLE DESK	CHERRY	48 x 24 x 30"
<b>G</b> 9446MH	TABLE DESK	MAHOGANY	48 x 24 x 30"

## AESTHETICS

### WOOD COLOR



**MH MAHOGANY**






## VENEER BABY BOOKCASES

- bookcase can be paired with square-edge veneer bookcases
- 11¾" deep standard shelves with shelf-lock fasteners
- 30" wide units available with reinforced shelves
- rated up to 100 lbs.



### SPECS

MODEL NUMBER	DESCRIPTION	SHELVES	COLOR	WIDTH
1511CVC	72" HIGH UNIT	6	CHERRY	12"
1511MHC	72" HIGH UNIT	6	MAHOGANY	12"
1511MOC	72" HIGH UNIT	6	MEDIUM OAK	12"
1511WLC	72" HIGH UNIT	6	WALNUT	12"
1512CVC	72" HIGH UNIT	6	CHERRY	24"
1512MHC	72" HIGH UNIT	6	MAHOGANY	24"
1512MOC	72" HIGH UNIT	6	MEDIUM OAK	24"
1512WLC	72" HIGH UNIT	6	WALNUT	24"
1513CVC	72" HIGH UNIT	6	CHERRY	30"
1513MHC	72" HIGH UNIT	6	MAHOGANY	30"
1513MOC	72" HIGH UNIT	6	MEDIUM OAK	30"
1513WLC	72" HIGH UNIT	6	WALNUT	30"
1514CVC	84" HIGH UNIT	7	CHERRY	12"
1514MHC	84" HIGH UNIT	7	MAHOGANY	12"
1514MOC	84" HIGH UNIT	7	MEDIUM OAK	12"
1514WLC	84" HIGH UNIT	6	WALNUT	12"
1515CVC	84" HIGH UNIT	7	CHERRY	24"
1515MHC	84" HIGH UNIT	7	MAHOGANY	24"
1515MOC	84" HIGH UNIT	7	MEDIUM OAK	24"
1515WLC	84" HIGH UNIT	7	WALNUT	24"
1516CVC	84" HIGH UNIT	7	CHERRY	30"
1516MHC	84" HIGH UNIT	7	MAHOGANY	30"
1516MOC	84" HIGH UNIT	7	MEDIUM OAK	30"
1516WLC	84" HIGH UNIT	7	WALNUT	30"
1581CVC	TRADITIONAL TRIM KIT	-	CHERRY	12"
1581MHC	TRADITIONAL TRIM KIT	-	MAHOGANY	12"
1581WLC	TRADITIONAL TRIM KIT	-	WALNUT	12"
1582CVC	TRADITIONAL TRIM KIT	-	CHERRY	24"
1582MHC	TRADITIONAL TRIM KIT	-	MAHOGANY	24"
1582WLC	TRADITIONAL TRIM KIT	-	WALNUT	24"
1583CVC	TRADITIONAL TRIM KIT	-	CHERRY	30"
1583MHC	TRADITIONAL TRIM KIT	-	MAHOGANY	30"
1583WLC	TRADITIONAL TRIM KIT	-	WALNUT	30"



### AESTHETICS

#### WOOD COLOR



CVC CHERRY / MHC MAHOGANY / MOC MEDIUM OAK / WLC WALNUT



OPTIONAL TRIM KIT ADDS TRADITIONAL STYLING TO YOUR BOOKCASE. TRIM KIT INCLUDES BOTH TOP AND BOTTOM PIECES.


# SQUARE-EDGE VENEER BOOKCASES



- two shelving options, both 11 $\frac{3}{4}$ " deep
- full  $\frac{3}{4}$ " shelves and sides for strength and durability
- trim kit available for a more traditional look
- rated up to 150 lbs.
- shelf-lock fasteners for easy assembly
- rated up to 100 lbs.

## AESTHETICS

### WOOD COLOR



CYC CHERRY / MHC MAHOGANY / MOC MEDIUM OAK / WLC WALNUT

\*ONLY 30" AND 36" H BOOKCASES ARE SHIPPABLE BY SMALL PACKAGE CARRIER.

## SPECS

MODEL NUMBER	DESCRIPTION	SHELVES	COLOR	HEIGHT	
A 1501CYC*	STANDARD SHELVES	2	CHERRY	30"	
	1501MHC*	STANDARD SHELVES	2	MAHOGANY	30"
	1501MOC*	STANDARD SHELVES	2	MEDIUM OAK	30"
	1501WLC*	STANDARD SHELVES	2	WALNUT	30"
1502CYC*	STANDARD SHELVES	3	CHERRY	36"	
	1502MHC*	STANDARD SHELVES	3	MAHOGANY	36"
	1502MOC*	STANDARD SHELVES	3	MEDIUM OAK	36"
	1502WLC*	STANDARD SHELVES	3	WALNUT	36"
B 1503CYC	STANDARD SHELVES	4	CHERRY	48"	
	1503MHC	STANDARD SHELVES	4	MAHOGANY	48"
	1503MOC	STANDARD SHELVES	4	MEDIUM OAK	48"
	1503WLC	STANDARD SHELVES	4	WALNUT	48"
1504CYC	STANDARD SHELVES	5	CHERRY	60"	
	1504MHC	STANDARD SHELVES	5	MAHOGANY	60"
	1504MOC	STANDARD SHELVES	5	MEDIUM OAK	60"
	1504WLC	STANDARD SHELVES	5	WALNUT	60"
C 1505CYC	STANDARD SHELVES	6	CHERRY	72"	
	1505MHC	STANDARD SHELVES	6	MAHOGANY	72"
	1505MOC	STANDARD SHELVES	6	MEDIUM OAK	72"
	1505WLC	STANDARD SHELVES	6	WALNUT	72"
1506CYC	STANDARD SHELVES	7	CHERRY	84"	
	1506MHC	STANDARD SHELVES	7	MAHOGANY	84"
	1506MOC	STANDARD SHELVES	7	MEDIUM OAK	84"
	1506WLC	STANDARD SHELVES	7	WALNUT	84"
1584CY	TRADITIONAL TRIM KIT		CHERRY	36"	
1584MH	TRADITIONAL TRIM KIT		MAHOGANY	36"	
1584WL	TRADITIONAL TRIM KIT		WALNUT	36"	



## VALUEMATE® BOOKCASES



- shelves and exterior constructed of steel
- back constructed of fiberboard
- 12" deep shelves
- shelves adjust in 1" increments during assembly
- plastic, snap-in radius corners for easy assembly
- fixed bottom and top shelves
- 7172, 7173 and 7174 contain additional fixed shelf

### AESTHETICS

#### COLOR



BL BLACK / CY CHERRY / GR GRAY / MO MEDIUM OAK / SA SAND

### SPECS

MODEL NUMBER	SHELVES	COLOR	HEIGHT
7170BL	2	BLACK	28"
7170CY	2	CHERRY	28"
7170GR	2	GRAY	28"
7170MO	2	MEDIUM OAK	28"
7170SA	2	SAND	28"
7171BL	3	BLACK	41"
7171CY	3	CHERRY	41"
7171GR	3	GRAY	41"
7171MO	3	MEDIUM OAK	41"
7171SA	3	SAND	41"
7172BL	4	BLACK	54"
7172CY	4	CHERRY	54"
7172GR	4	GRAY	54"
7172MO	4	MEDIUM OAK	54"
7172SA	4	SAND	54"
7173BL	5	BLACK	67"
7173CY	5	CHERRY	67"
7173GR	5	GRAY	67"
7173MO	5	MEDIUM OAK	67"
7173SA	5	SAND	67"
7174BL	6	BLACK	80"
7174CY	6	CHERRY	80"
7174GR	6	GRAY	80"
7174MO	6	MEDIUM OAK	80"
7174SA	6	SAND	80"



# SCOOT™ BOOKCASES

- perforated steel with steel tube construction
- unique hole pattern design
- credenza has four shelves, two on each side
- choice of two, three or four shelves or personal bookcase
- complements entire Scoot line of product solutions



## SPECS

MODEL NUMBER	DESCRIPTION	COLOR	W x D x H
A 1600BL	CREDENZA	BLACK	72 x 15½ x 25"
1601BL	2 SHELF BOOKCASE	BLACK	36 x 15½ x 27"
B 1602BL	3 SHELF BOOKCASE	BLACK	36 x 15½ x 36"
1603BL	4 SHELF BOOKCASE	BLACK	36 x 15½ x 47"
C 1604BL	PERSONAL BOOKCASE	BLACK	25 x 15½ x 27"
D 1605BL	3 TRAY BOOKCASE CUBBY	BLACK	33 x 11½ x 3"



# WIRE BOOK CART

- steel post construction and welded wire shelves
- double-sided
- four slanted 8"d x 35"w shelves
- each 36 x 18½" shelf adjusts in 1" increments
- four 3" swivel casters (two locking)
- rated up to 200 lbs. (100 lbs. per shelf)



## SPECS

MODEL NUMBER	W x D x H
5333BL	44 x 18¾ x 12¼"





## SCOOT™ BOOK CARTS

- steel cart with tubular steel legs and black powder coat finish
- two styles: single and double sided
- single-sided cart has three slanted shelves 12½"d x 12¼"h
- double-sided cart has six slanted shelves 8"d with 12" between shelves
- includes a height-adjustable file pocket
- mobile on oversized casters
- complements entire Scoot line of product solutions



### SPECS

MODEL NUMBER	DESCRIPTION	COLOR	W x D x H
5335BL	DOUBLE-SIDED – 6 SHELF CART	BLACK	41¼ x 17¾ x 41¼"
5336BL	SINGLE-SIDED – 3 SHELF CART	BLACK	33 x 14¼ x 44¼"



## STEEL SHELF BOOK CARTS

- 100% steel design
- fully welded
- three shelf single-sided model
- six shelf double-sided model
- mobile on casters
- ships fully assembled




### SPECS

MODEL NUMBER	DESCRIPTION	COLOR	W x D x H
5357SA	DOUBLE-SIDED BOOK CART – 3 SHELF	SAND	36 x 18½ x 43½"
5358SA	SINGLE-SIDED BOOK CART – 3 SHELF	SAND	36 x 14½ x 43½"



# SCOOT™

MOBILE FILING WITH CUSHIONED SEAT



- upholstered cushion to provide extra seating
- side-access drawer
- full-extension slides
- file rails to support letter-size hanging files, and organization accessories
- fits under work surface
- ships fully assembled except casters
- complements entire Scoot line of product solutions

# STORAGE & FILING



## SPECS

MODEL NUMBER    W x D x H  
5380BL            18 x 18 x 20"



IMAGE FEATURES SCOOT™ BOOKCASE (PG. 232), TABLE DESK (PG. 111) & MEZZO™ TASK CHAIR (PG. 49).



# IMPROMPTU® MOBILE FILES

- steel frame and translucent polycarbonate side panels
- accommodates letter, legal or A4 size hanging files
- 5374 with locking laminate top
- metallic gray or black powder coat finish
- complements entire Impromptu line of product solutions



## SPECS

	MODEL NUMBER	DESCRIPTION	COLOR	W x D x H
A	5374BL	MOBILE FILE WITH LOCKING TOP	BLACK	20¼ x 21½ x 30¾"
	5374GR	MOBILE FILE WITH LOCKING TOP	GRAY	20¼ x 21½ x 30¾"
B	5375BL	OPEN TOP MOBILE FILE	BLACK	20¼ x 19 x 29¾"
	5375GR	OPEN TOP MOBILE FILE	GRAY	20¼ x 19 x 29¾"



## IMPROMPTU® MOBILE STORAGE CENTERS



### OVERALL PRODUCT DETAILS

- polycarbonate panels
- metallic gray or black frame
- mobile on four swivel casters
- complements entire Impromptu line of product solutions
- fits under desktop

### SPECS

MODEL NUMBER	DESCRIPTION	COLOR	W x D x H
<b>C</b> 5376BL	MOBILE STORAGE CENTER	BLACK	18¾ x 16 x 26½"
5376GR	MOBILE STORAGE CENTER	GRAY	18¾ x 16 x 26½"
5377BL	PERSONAL MOBILE STORAGE CENTER	BLACK	25¼ x 17¼ x 26¾"
<b>D</b> 5377GR	PERSONAL MOBILE STORAGE CENTER	GRAY	25¼ x 17¼ x 26¾"
<b>E</b> 5378BL	PERSONAL MOBILE STORAGE CENTER WITH HANGING FILE	BLACK	23¾ x 17¼ x 26¾"
5378GR	PERSONAL MOBILE STORAGE CENTER WITH HANGING FILE	GRAY	23¾ x 17¼ x 26¾"

### MOBILE STORAGE CENTER

- letter-size hanging files
- binder storage unit

### PERSONAL MOBILE STORAGE CENTER

- large storage space
- locking door

### PERSONAL MOBILE STORAGE CENTER WITH HANGING FILE

- letter-size hanging file
- locking door





# SCOOT™ MOBILE FILES

- accommodates letter or legal-size folders and additional pockets for active files
- 5370BL and 5373BL include bottom shelf
- 5370BL includes locking laminate top
- mobile on oversized swivel casters (two locking)
- complements entire Scoot line of product solutions



## SPECS

MODEL NUMBER	DESCRIPTION	COLOR	W x D x H
A 5370BL	MOBILE FILE WITH WORK SURFACE	BLACK	29¾ x 18¾ x 27"
B 5371BL	MINI-SCOOT™	BLACK	19 x 14¾ x 14"
C 5373BL	OPEN TOP MOBILE FILE	BLACK	28 x 14¾ x 26"





## ONYX™



### OVERALL PRODUCT DETAILS

- collapsible drawer design
- tubular steel mesh frame
- black powder coat finish for durability
- mobile on four swivel casters (two locking)

### SPECS

MODEL NUMBER	DESCRIPTION	COLOR	W x D x H
<b>D</b> 5211BL	MESH ROLLING FILE CUBE	BLACK	13½ x 16¾ x 13"
<b>E</b> 5212BL	MESH FILE CART – 2 FILE DRAWERS	BLACK	15¼ x 17 x 27"
<b>F</b> 5213BL	MESH FILE CART – 1 FILE DRAWER AND 2 SMALL DRAWERS	BLACK	15¼ x 17 x 27"
<b>G</b> 5214BL	MESH FILE CART – 4 DRAWERS	BLACK	15¼ x 17 x 27"
<b>H</b> 5215BL	MESH OPEN FILE CART – DRAWERS	BLACK	15¼ x 17 x 27"

### MESH ROLLING FILE CUBE

- letter-size mobile file cube
- stores under desk or work surface

### MESH FILE CART - 2 FILE DRAWERS

- two letter-size file cubes
- top shelf stores additional supplies

### MESH FILE CART - 1 FILE DRAWER AND 2 SMALL DRAWERS

- letter-size hanging file cube
- two storage drawers
- top shelf stores additional supplies

### MESH FILE CART - 4 DRAWERS

- four storage drawers
- top shelf stores additional supplies

### MESH OPEN FILE CART - DRAWERS

- open hanging files
- two storage drawers



# MOBILE STEEL TUB FILES



## ADJUSTABLE MOBILE FILE

- top viewing design
- adjustable frame to accommodate letter or legal-size hanging files
- holds approximately 80 hanging files
- steel construction with powder coat finish
- mobile on 2½" dual wheel casters (two locking)



## MOBILE FILE WITH LOCKING TOP

- steel mobile file with locking cover
- accommodates letter and legal-size hanging files
- two rows of filing hold up to 100 letter-size or 50 letter and 50 legal-size hanging files
- bottom shelf for additional supplies
- durable powder coat finish
- mobile on four 2½" swivel caster (two locking)



## ECONOMY STEEL TUB FILE

- top viewing design
- steel construction with piano-hinge top
- accommodates letter-size hanging files
- additional file rails (included) to support legal-size files
- mobile on four swivel casters (two locking)
- ships fully assembled except casters



## STANDARD LOCKING TUB FILE

- top viewing design
- steel construction with locking lid (two keys included)
- accommodates letter-size hanging files
- additional file rails (included)
- mobile on four swivel casters (two locking)
- ships fully assembled except casters



## SPECS

MODEL NUMBER	DESCRIPTION	COLOR	W x D x H
<b>A</b> 5352BL	ADJUSTABLE MOBILE FILE	BLACK	14-17 x 25¾ x 27"
<b>B</b> 5353BL	MOBILE FILE WITH LOCKING TOP	BLACK	33¼ x 17 x 27"
<b>C</b> 5360BL	ECONOMY MOBILE TUB FILE, LETTER-SIZE	BLACK	13½ x 17½ x 27¾"
5361BL	STANDARD MOBILE TUB FILE WITH LOCK, LETTER-SIZE	BLACK	13½ x 19¼ x 28"
<b>D</b> 5361PT	STANDARD MOBILE TUB FILE WITH LOCK, LETTER-SIZE	PUNITY	13½ x 19¼ x 28"

## MOBILE STEEL TUB FILES

### EXTRA DEEP LOCKING TUB FILES WITH LOWER SHELF



- top viewing design
- extra deep design
- steel construction with locking lid (two keys included)
- letter-size model also accommodates legal sized hanging folders
- bottom shelf for additional supplies
- mobile on four swivel casters (two locking)
- ships fully assembled except casters



### EXTRA DEEP LOCKING TUB FILES WITH FILE DRAWER



- top viewing design
- durable steel construction for daily use
- tub file on top and full suspension bottom file drawer
- both lid and file drawer lock (four keys included)
- letter-size model also accommodates legal-size hanging folders
- mobile on four swivel casters (two locking)
- ships fully assembled except for casters



### MESH TUB FILES



- steel mesh design holds letter-size file folders
- lower shelf (12"w x 22¾"d)
- 5350 open top model
- 5351 includes locking top (two keys included)
- mobile on four swivel casters (two locking)
- assembly required



### SPECS

MODEL NUMBER	DESCRIPTION	COLOR	W x D x H
<b>E</b> 5362BL	EXTRA DEEP MOBILE TUB FILE WITH LOCK, LETTER-SIZE	BLACK	13½ x 24¾ x 28¼"
5362PT	EXTRA DEEP MOBILE TUB FILE WITH LOCK, LETTER-SIZE	PUTTY	13½ x 24¾ x 28¼"
5363BL	EXTRA DEEP MOBILE TUB FILE WITH LOCK, LEGAL-SIZE	BLACK	16½ x 24¾ x 28¼"
5363PT	EXTRA DEEP MOBILE TUB FILE WITH LOCK, LEGAL-SIZE	PUTTY	16½ x 24¾ x 28¼"
<b>F</b> 5364BL	LOCKING MOBILE TUB FILE WITH DRAWER, LETTER-SIZE	BLACK	17 x 26 x 28"
5364PT	LOCKING MOBILE TUB FILE WITH DRAWER, LETTER-SIZE	PUTTY	17 x 26 x 28"
<b>G</b> 5365BL	LOCKING MOBILE TUB FILE WITH DRAWER, LEGAL-SIZE	BLACK	20 x 26 x 28"
5365PT	LOCKING MOBILE TUB FILE WITH DRAWER, LEGAL-SIZE	PUTTY	20 x 26 x 28"
<b>H</b> 5350BL	MESH OPEN TOP TUB FILE	BLACK	13½ x 24¼ x 27½"
<b>I</b> 5351BL	MESH TUB FILE WITH TOP	PUTTY	13½ x 24¼ x 27½"



## JAZZ™

- mobile, economical file cart
- two levels of active files
- fits under most work surfaces
- padded handle
- tubular steel frame with black powder coat finish

### SPECS

<b>MODEL NUMBER</b>	<b>COLOR</b>	<b>W x D x H</b>
5223BL	BLACK	15¼ x 19 x 28"



## WIRE FILE WITH REMOVABLE TUBS

- three removable tubs
- plastic bins hold letter-size file folders
- easily remove specific project documents
- mobile on four swivel casters (two locking)



### SPECS

<b>MODEL NUMBER</b>	<b>COLOR</b>	<b>W x D x H</b>
5228BL	BLACK	14½ x 17¼ x 19½"



## TWO-TIER ROLLING FILE CART

- two full tiers of filing space
- steel wire construction with scratch-resistant black powder coat finish
- accommodates letter and legal-size folders
- letter-size files can be placed in two rows front to back or one, lengthwise row
- mobile on four swivel casters (two locking)

### SPECS

<b>MODEL NUMBER</b>	<b>COLOR</b>	<b>W x D x H</b>
5278BL	BLACK	25¼ x 14 x 29¼"





## WIRE MOBILE FILE

- steel wire construction
- accommodates letter and legal-size hanging folders
- fits under most work surfaces
- mobile on four swivel casters (two locking)



### SPECS

MODEL NUMBER	COLOR	W x D x H
5201BL	BLACK	14 x 24 x 20½"
5201GR	METALLIC GRAY	14 x 24 x 20½"



## COMPACT MOBILE FILE CART

- steel wire construction
- accommodates letter or legal-size folders
- bottom shelf for supplies
- mobile on four swivel casters (two locking)



### SPECS

MODEL NUMBER	COLOR	W x D x H
5277BL	BLACK	15½ x 14 x 19½"

## MINI FILE CART

- black wire construction
- hanging file frame accommodates letter or legal-size folders
- fits under most work surfaces
- mobile on four swivel casters (two locking)



### SPECS

MODEL NUMBER	COLOR	W x D x H
5220BL	BLACK	15½ x 14 x 12½"







## TWO-TIER COMPACT FILE CART

- two tiers of filing
- steel wire construction
- accommodates letter and legal-size folders
- mobile on four swivel casters (two locking)



### SPECS

MODEL NUMBER	COLOR	W x D x H
5221BL	BLACK	15½ x 14 x 27½"

## MOBILE PROJECT FILES

- accommodates letter or legal-size folders
- ¾" tubular steel frame with wire file supports
- 5225 accommodates up to 12, 18" hanging clamps and 18 x 14" folders
- lipped bottom shelf securely holds supplies
- mobile on four swivel casters (two locking)



### SPECS

	MODEL NUMBER	COLOR	DESCRIPTION	W x D x H
A	5224BL	BLACK	DESK SIDE FILE	17¼ x 13 x 22"
B	5225	GRAY	ROLLING PROJECT FILE	21 x 13¼ x 24¼"

## GO CART™ MOBILE CARTS

- compressed wood with laminate finish
- adjustable literature trays
- four removable plastic tubs, each offering 5" of space for letter-size hanging files
- six pullout, letter-size shelves form up to eight letter-size compartments
- fits under most work surfaces
- mobile on four casters (two locking)



### SPECS

MODEL NUMBER	COMPARTMENTS	COLOR	W x D x H
5390BL	8	BLACK	21½ x 14½ x 26¼"
5390GR	8	GRAY	21½ x 14½ x 26¼"

### AESTHETICS

#### COLOR



BL BLACK / GR GRAY



## SCOOT™ UTILITY CART-3 SHELF

- pure steel construction
- side pocket
- black powder coat finish for durability
- mobile on 3" over-sized casters
- complements the entire Scoot line of product solutions



### SPECS

MODEL NUMBER	COLOR	W x D x H
5339BL	BLACK	31 x 18 x 38"

## WIRE UTILITY CARTS

- shelves adjust in 1" increments
- black plastic shelf liner included for each shelf
- mobile on four swivel 3" nylon casters
- each shelf holds up to 200 lbs.



### SPECS

MODEL NUMBER	DESCRIPTION	COLOR	W x D x H
5337BL	2 SHELF, RATED UP TO 400 LBS.	BLACK	43¾ x 19¼ x 40½"
5338BL	3 SHELF, RATED UP TO 600 LBS.	BLACK	43¾ x 19¼ x 40½"





# MAIL CARTS

## WIRE MAIL CARTS

- welded wire construction with dual handles
- top basket to hold legal file folders
- bottom shelf accommodates parcels
- mobile on 4" swivel casters (two locking)
- rated up to 600 lbs.

## ECONOMY MAIL CART

- tubular steel frame and chrome plated baskets
- holds up to 120 legal-size files
- bottom shelf with lip
- mobile on heavy-duty 3" rubber swivel casters (two locking)




## SCOOT™ MAIL CARTS

- steel construction
- top basket holds legal-sized folders
- bottom shelf with lip for parcels
- handle and side pocket
- mobile on 3" front swivel casters and oversized, 8" rear wheels
- complements the entire Scoot line of product solutions



## SPECS

MODEL NUMBER	DESCRIPTION	COLOR	W x D x H
52356R	WIRE 24" CART (75 LEGAL FOLDERS)	GRAY	26¾ x 18¾ x 38½"
52366R	WIRE 36" CART (150 LEGAL FOLDERS)	GRAY	39 x 18¾ x 38½"
7754	ECONOMY MAIL CART		35 x 16¼ x 38¾"
52388L	SCOOT 20" CART (75 LEGAL FOLDERS)	BLACK	22 x 27 x 40½"
52398L	SCOOT 32" CART (150 LEGAL FOLDERS)	BLACK	22½ x 39½ x 40¾"



# WOOD MAIL SORTERS

- ¾" compressed wood with adjustable hardboard dividers
- large sorting slots
- fiberboard back
- black plastic molding acts as label holder (labels included)
- laminate finish
- stack up to two high

## SPECS

MODEL NUMBER	DESCRIPTION	COLOR	W x D x H
7765BL	18 COMPARTMENT	BLACK	33¾ x 12 x 32¾"
7765GR	18 COMPARTMENT	GRAY	33¾ x 12 x 32¾"
7766BL	36 COMPARTMENT	BLACK	33¾ x 12 x 32¾"
7766GR	36 COMPARTMENT	GRAY	33¾ x 12 x 32¾"



## E-Z SORT® MAIL ROOM FURNITURE

### OVERALL PRODUCT DETAILS

- modular mailroom storage for various configurations
- heavy-gauge steel
- gray or black powder coat finish

### SORTING TABLE WITH SHELF

- table surface adjusts from 28" to 36" high
- shelf has 14" clearance and 150 lb. weight capacity
- extra-thick 1½" steel legs
- 7749 rated up to 500 lbs.

### TABLETOP

- 7750 1" thick wood laminate with t-mold edges
- 7749 table and 7750 top sold separately

### SORTER MODULE

- shelves adjust in ¾" increments
- 11" mail shelves form combination of up to 25 shelves
- 20 molded compartment shelves, each with finger cutout and label holder
- stand-alone or stacked
- additional mail shelves available in cartons of five
- 7751 extra-wide

### RISER

- 7752 supports one or more modules

### SATELLITE MAIL STATION BASE

- 7756 height adjusts from 1 to 19"
- can be stacked up to four on base



### SPECS

MODEL NUMBER	DESCRIPTION	COLOR	W x D x H
<b>E</b> 7749BL	SORTING TABLE WITH SHELF	BLACK	60 x 30 x 28-36"
7749GR	SORTING TABLE WITH SHELF	GRAY	60 x 30 x 28-36"
7750BL	TABLETOP	BLACK	60 x 30 x 1"
7750CY	TABLETOP	CHERRY	60 x 30 x 1"
7750GR	TABLETOP	GRAY	60 x 30 x 1"
7751BL	SORTER MODULE	BLACK	57½ x 13 x 14¼"
<b>F</b> 7751GR	SORTER MODULE	GRAY	57½ x 13 x 14¼"
7752BL	RISER	BLACK	57½ x 13 x 14"
7752GR	RISER	GRAY	57½ x 13 x 14"
7753BL	5 ADDITIONAL MAIL SHELVES	BLACK	11 x 12½ x ½"
7753GR	5 ADDITIONAL MAIL SHELVES	GRAY	11 x 12½ x ½"
7756BL	MAIL STATION BASE	BLACK	57½ x 18¼ x 14-19"
<b>G</b> 7756GR	MAIL STATION BASE	GRAY	57½ x 18¼ x 14-19"

### AESTHETICS

#### TABLETOP COLORS




BL BLACK / CY CHERRY / GR GRAY




SHOWN WITH TWO SORTER MODULES, A RISER, TABLETOP AND SORTING TABLE IN BLACK.



SHOWN WITH FOUR SORTER MODULES AND THE MAIL STATION BASE IN GRAY.



F A C I L I T I E S





## PRODUCTS THAT DON'T SHY AWAY FROM A LITTLE HEAVY LIFTING.

Welcome to the hardest working section in the book. If the job description calls for moving heavy things, collecting recyclable things or carrying bulky things, you'll find many qualified applicants here. These products do the hard work, the dirty work and even the environmental work, without ever taking a day off. And you thought your job was tough.

### **FACILITIES**

WASTE RECEPTACLES	250-273
LOCKERS	274-276
SHELVING	277-282
HAND TRUCKS	283-289

# REFLECTIONS BY SAFCO®

## OVERALL PRODUCT DETAILS

- puncture resistant steel with rolled rim and double lock seams
- chrome finish
- recommended for indoor use only

## OPEN TOP RECEPTACLE

- hoop ring design
- separate lift off lid with 8½" opening
- recommended for indoor use only
- 35 gallon capacity



## SPECS

MODEL NUMBER	DESCRIPTION	CAPACITY	COLOR	DIA x H
9871	DOME OPEN TOP	15 GAL.	CHROME/BLACK	15 x 34"
<b>A</b> 9875	DOME OPEN TOP	15 GAL.	CHROME	15 x 34"
<b>B</b> 9880	DOME PUSH TOP	15 GAL.	CHROME/BLACK	15 x 34"
<b>C</b> 9695	OPEN TOP	35 GAL.	CHROME	18½ x 29½"



# OPEN TOP RECEPTACLE

- large capacity
- lid easily pulls off to hide bag
- powder coat finish
- liner included
- 30 gallon capacity



## SPECS

MODEL NUMBER	CAPACITY	COLOR	DIA x H
9920BL	30 GAL.	BLACK	20 x 33"



# PUSH TOP RECEPTACLES

## OVERALL PRODUCT DETAILS

- steel construction
- base includes corner hooks for attaching bag liners
- includes no-mar nylon feet and matching color vinyl bumpers
- optional rigid plastic liner

## PUSH TOP RECEPTACLES

- puncture-resistant steel with double lock seams
- two-way, self-closing doors
- black powder coat finish with chrome doors

## PUSH TOP RECEPTACLE BASE

- brushed stainless steel or black base
- 36 gallon measures 18" w x 18" d x 30" h

## PUSH TOP LID

- snug-fitting, positive-action, self-closing doors
- lift-off, two-way push style lid
- 36 gallon measures 18" w x 18" d x 9 1/4" h

## OPTIONAL RIGID PLASTIC LINERS

- rigid plastic construction
- 36 gallon capacity



## SPECS

MODEL NUMBER	DESCRIPTION	CAPACITY	COLOR	W x D x H
<b>D</b> 9893	BASE	21 GAL.	BLACK	14 x 14 x 37 1/2"
<b>E</b> 9895	BASE	36 GAL.	BLACK	18 x 18 x 37 1/2"
9668	PLASTIC LINER	21 GAL.	BLACK	14 x 14 x 37 1/2"
9669	PLASTIC LINER	36 GAL.	BLACK	18 x 18 x 37 1/2"
<b>F</b> 9663SS	BASE	36 GAL.	STAINLESS STEEL	18 x 18 x 30"
9662SS	PUSH TOP LID	36 GAL.	STAINLESS STEEL	18 x 18 x 39 1/4"
9669	PLASTIC LINER	36 GAL.	BLACK	18 x 18 x 30"



PUSH TOP LID WITH EASY TWO-WAY PUSH ACCESS



HANGING HOOKS SECURE LINER BAGS COMPLETELY INSIDE PUSH UP UNIT



# BLACK SPECKLE RECEPTACLES



## OVERALL PRODUCT DETAILS

- puncture-resistant steel
- black speckle finish will not show fingerprints
- recommended for indoor use only
- double lock seams for durability

## SPECS

MODEL NUMBER	DESCRIPTION	CAPACITY	COLOR	DIA x H
<b>A</b> 9675NC	PUSH TOP	15 GAL.	BLACK SPECKLE	6½" x 35"
<b>B</b> 9677NC	OPEN TOP	35 GAL.	BLACK SPECKLE	19¾" x 28½"
<b>C</b> 9676NC	OPEN TOP	15 GAL.	BLACK SPECKLE	6½" x 34"

## PUSH & OPEN TOP RECEPTACLES

- 8½" top opening
- push top dome with spring-loaded self-closing door
- open top dome receptacle with 6" opening
- open top dome and push top dome include galvanized inner liner



# DOMESTIC RECEPTACLES

## OVERALL PRODUCT DETAILS

- wide stainless steel bottom edge
- galvanized steel liner included
- powder coat finish
- 15 gallon capacity

## OPEN DOME TOP

- stainless steel gasket rim
- 6" top opening

## DOMESTIC TOP WITH PUSH DOOR

- spring-loaded, self-closing stainless steel door



## SPECS

MODEL NUMBER	DESCRIPTION	CAPACITY	COLOR	DIA x H
<b>D</b> 9639BL	OPEN DOME TOP	15 GAL.	BLACK	15 x 34"
<b>E</b> 9639PT	OPEN DOME TOP	15 GAL.	PURTY	15 x 34"
<b>F</b> 9639WH	OPEN DOME TOP	15 GAL.	WHITE	15 x 34"
<b>G</b> 9636BL	DOMESTIC TOP WITH PUSH DOOR	15 GAL.	BLACK	15 x 35"
<b>H</b> 9636PT	DOMESTIC TOP WITH PUSH DOOR	15 GAL.	PURTY	15 x 35"
<b>I</b> 9636WH	DOMESTIC TOP WITH PUSH DOOR	15 GAL.	WHITE	15 x 35"



# STEP-ON RECEPTACLE

- opening and closing mechanism operates very quietly
- black and silver receptacle
- 14 gallon capacity



## SPECS

MODEL NUMBER	CAPACITY	COLOR	DIA x H
9951BL	14 GAL.	BLACK	15 x 33"





## DOME STEP-ON RECEPTACLES

- step-on opening mechanism
- spring action, tapered door
- heavy-duty galvanized steel liner
- wide bottom edge resistant to corrosion and designed to help protect floors
- powder coat finish with polished chrome door
- 9, 12 or 15 gallon capacities



### SPECS

	MODEL NUMBER	CAPACITY	COLOR	DOOR W x H	DIA x H
A	9720BL	9 GAL.	BLACK	6½-7 x 6"	13¾ x 25"
B	9721BL	12 GAL.	BLACK	7¼-8¾ x 7"	16½ x 28½"
C	9722BL	15 GAL.	BLACK	7¼-8¾ x 7"	16¾ x 34¾"



## SQUARED STEP-ON CAN

- step-on receptacle
- square shape to fit into corners
- fingerprint proof finish
- rigid plastic liner with built-in bag retainer



### SPECS

	MODEL NUMBER	CAPACITY	COLOR	W x D x H
	9905WH	13 GAL.	WHITE	19½ x 11½ x 25½"

# ELLIPSE STEP-ON CAN

- step-on receptacle
- ellipse design to fit in corners
- slow lid closure for quieter close
- rigid plastic liner with built-in bag retainer



## SPECS

MODEL NUMBER	CAPACITY	COLOR	W x D x H
9903SS	12½ GAL.	STAINLESS STEEL	17½ x 14 x 26½"



# STEP-ON RECEPTACLES

- step-on receptacle
- shape allows them to fit into corners
- fingerprint proof
- rigid plastic liner with built-in bag retainer



## SPECS

MODEL NUMBER	CAPACITY	COLOR	W x D x H
9900RD	1½ GAL.	RED	9½ x 8 x 11"
<b>D</b> 9900SS	1½ GAL.	STAINLESS STEEL	9½ x 8 x 11"
9900WH	1½ GAL.	WHITE	9½ x 8 x 11"
9901RD	3 GAL.	RED	12 x 8½ x 17"
9901SS	3 GAL.	STAINLESS STEEL	12 x 8½ x 17"
<b>E</b> 9901WH	3 GAL.	WHITE	12 x 8½ x 17"
<b>F</b> 9902RD	7½ GAL.	RED	15 x 13½ x 26½"
9902SS	7½ GAL.	STAINLESS STEEL	15 x 13½ x 26½"
9902WH	7½ GAL.	WHITE	15 x 13½ x 26½"

# ROUND STEP-ON RECEPTACLES

- 2½" slip-proof pedal/bar and lid restraint mechanism
- positive closing lid impacts on noise-resistant tops for quieter close
- retainer rod holds poly bags



## SPECS

	MODEL NUMBER	CAPACITY	COLOR	DIA x H
A	9681WH	4 GAL.	WHITE	11½ x 16"
B	9683WH	7 GAL.	WHITE	11½ x 21"



# STAINLESS STEP-ON RECEPTACLES

- step-on receptacle
- lid closes quietly to prevent snap down effect
- fingerprint proof stainless steel
- rigid plastic liner with built-in bag retainer
- 4, 7 and 10 gallon capacities



## SPECS

	MODEL NUMBER	CAPACITY	COLOR	W x D x H
C	9685SS	4 GAL.	STAINLESS STEEL	10¾ x 10¾ x 20½"
	9686SS	7 GAL.	STAINLESS STEEL	14 x 14 x 21"
D	9687SS	10 GAL.	STAINLESS STEEL	14 x 14 x 21"

# LARGE CAPACITY PLASTIC STEP-ON RECEPTACLES

- large capacity
- step-on feature
- 17 and 23 gallon capacities



## SPECS

MODEL NUMBER	CAPACITY	COLOR	W x D x H
<b>E</b> 9922BL	17 GAL.	BLACK	19¼ x 16¼ x 26¼"
9922TN	17 GAL.	TAN	19¼ x 16¼ x 26¼"
9923BL	23 GAL.	BLACK	19¼ x 16¼ x 32¼"
<b>F</b> 9923TN	23 GAL.	TAN	19¼ x 16¼ x 32¼"



# PLASTIC STEP-ON RECEPTACLES

- plastic step-on receptacle
- easily slides under most work surfaces
- lid closes automatically
- 4 gallon capacity



## SPECS

MODEL NUMBER	CAPACITY	COLOR	W x D x H
<b>G</b> 9710BL	4 GAL.	BLACK	12¼ x 10 x 15"
<b>H</b> 9710WH	4 GAL.	WHITE	12¼ x 10 x 15"



# CANMELEON™

- molded-in stone aggregate or affordable fluted panel design
- high-density polyethylene with built-in UV inhibitors
- telescoping base hides bag
- uses standard 32 x 44" trash bags
- easily adaptable for anchoring or weighting devices
- top opening 9½"
- side opening on 38 gallon units: 13"w x 6"h
- ash urn style with 12" square stainless steel urn built into lid on 38 gallon (no sand required)
- 15 gallon side opening: 9½"w x 4½"h
- ash urn style with 9" square stainless steel ash urn for 15 gallon (no sand required)
- recessed bottom



## SPECS

MODEL NUMBER	DESCRIPTION	CAPACITY	COLOR	W x D x H
<b>AGGREGATE SERIES</b>				
<b>A</b> 9470NC	SIDE OPENING WITH URN	15 GAL.	BLACK	13¼ x 13¼ x 32¾"
9470TN	SIDE OPENING WITH URN	15 GAL.	TAN	13¼ x 13¼ x 32¾"
<b>B</b> 9471NC	TOP OPENING	38 GAL.	BLACK	18¼ x 18¼ x 31½"
9471TN	TOP OPENING	38 GAL.	TAN	18¼ x 18¼ x 31½"
<b>C</b> 9472NC	SIDE OPENING	38 GAL.	BLACK	18¼ x 18¼ x 39¼"
9472TN	SIDE OPENING	38 GAL.	TAN	18¼ x 18¼ x 39¼"
<b>D</b> 9473NC	SIDE OPENING WITH URN	38 GAL.	BLACK	18¼ x 18¼ x 39¼"
9473TN	SIDE OPENING WITH URN	38 GAL.	TAN	18¼ x 18¼ x 39¼"
<b>RECESSED PANEL SERIES</b>				
<b>E</b> 9474BL	SIDE OPENING WITH URN	15 GAL.	BLACK	13¼ x 13¼ x 32¾"
9474TN	SIDE OPENING WITH URN	15 GAL.	TAN	13¼ x 13¼ x 32¾"
9475BL	TOP OPENING	38 GAL.	BLACK	18¼ x 18¼ x 31½"
9475TN	TOP OPENING	38 GAL.	TAN	18¼ x 18¼ x 31½"
<b>F</b> 9476BL	SIDE OPENING	38 GAL.	BLACK	18¼ x 18¼ x 39¼"
9476TN	SIDE OPENING	38 GAL.	TAN	18¼ x 18¼ x 39¼"
<b>G</b> 9477BL	SIDE OPENING WITH URN	38 GAL.	BLACK	18¼ x 18¼ x 39¼"
9477TN	SIDE OPENING WITH URN	38 GAL.	TAN	18¼ x 18¼ x 39¼"
<b>PENTAGON SERIES</b>				
<b>I</b> 9485BL	VERTICAL RIBBED	30 GAL.	BLACK	18 x 18½ x 28¾"
<b>J</b> 9486TN	VERTICAL RIBBED	45 GAL.	BLACK	24 x 23 x 31½"



SLIP WASTE BAG OVER BASE



RIBS HOLD BAG IN PLACE



PLACE LID OVER TOP




SECURED & HIDDEN WASTE BAG





# EVOS™

SERIES WASTE RECEPTACLES



- steel frame with perforated galvanized steel panels
- option of stainless steel ash urn
- durable for indoor or outdoor needs
- no assembly required
- 15 or 30 gallon capacities




## SPECS

MODEL NUMBER	DESCRIPTION	CAPACITY	W x D x H
9932	STEEL SIDE OPENING	15 GAL.	16 x 16 x 33¼"
9933	STEEL SIDE OPENING WITH ASH	15 GAL.	16 x 16 x 33¼"
9934	STEEL SIDE OPENING	38 GAL.	21 x 21 x 41"
9935	STEEL SIDE OPENING WITH ASH	38 GAL.	21 x 21 x 41"



IMAGE FEATURES ENTOURAGE™ CHAIRS (PG. 34) & TABLE (PG. 109).





# SMOKER RECEPTACLES

## SQUARE SANDLESS ASH N' TRASH URN

- black steel with chrome accents
- sandless ash urn with slotted snuffer

## ECONOMY ASH URN

- heavy-gauge steel body
- anodized aluminum sand urn (sand not included)



A



## SPECS

MODEL NUMBER	DESCRIPTION	CAPACITY	COLOR	W x D x H
A 9696BL	SANDLESS ASH N' TRASH URN	3 GAL.	BLACK	9½ x 9½ x 24¼"
B 9698BL	ASH URN	-	BLACK	10 x 20"

B

# CORRUGATED WASTE RECEPTACLE

- economical receptacle solution
- store flat until needed
- easy disposal
- assembly required, waste bag not included
- packed 12 per carton



## SPECS

MODEL NUMBER	CAPACITY	W x D x H
9745	40 GAL.	18¼ x 18¼ x 30¼"





# WOOD WASTE RECEPTACLES

- 5/8" industrial grade compressed wood with melamine finish
- push door reversible to display "thank you" or natural finish
- four polypropylene glides protect floors
- assembly required with cam-lock fasteners
- 36 gallon, rigid plastic liner (required) sold separately



## SPECS

MODEL NUMBER	DESCRIPTION	CAPACITY	COLOR	W x D x H
<b>C</b> 9729GR	TRAY TOP	-	GRAY	19¼ x 19 x 44"
<b>D</b> 9729MO	TRAY TOP	-	MEDIUM OAK	19¼ x 19 x 44"
9669	PLASTIC LINER	36 GAL.		



# AT-YOUR-DISPOSAL®

## RECEPTACLE

- impact and moisture resistant high-density polyethylene
- built-in UV inhibitors
- 12" waste opening
- connectors allow multiple units to attach to anchoring point or for ganging
- assembly required
- 38 gallon capacity



## SPECS

MODEL NUMBER	DESCRIPTION	CAPACITY	COLOR	W x D x H
<b>E</b> 9790BL	RECEPTACLE	38 GAL.	BLACK	18 x 18 x 32"
<b>F</b> 9799BL	VERTEX RECEPTACLE	38 GAL.	BLACK	20 x 36"
<b>G</b> 9796BL	WASTEBASKET	5 GAL.	BLACK	11½ x 13"

## VERTEX RECEPTACLE

- high-density, polyethylene receptacle
- concave top opening
- moisture and impact-resistant
- chrome painted base and lid
- bag retainer ring

## WASTEBASKET

- high-density polyethylene 5 gallon wastebasket
- moisture and impact-resistant
- built-in UV inhibitors
- chrome painted base and lid







# ONYX™ MESH RECEPTACLES

- mesh wastebasket with sturdy steel rim and welded construction
- black powder coat finish
- packed three per carton
- 3 quart, 5 and 9 gallon capacities



## SPECS

MODEL NUMBER	CAPACITY	COLOR	DIA x H
<b>A</b> 9716BL	3 QUART	BLACK	7½ x 9"
9717BL	5 GAL.	BLACK	13 x 14½"
<b>B</b> 9718BL	9 GAL.	BLACK	13½ x 19½"

# ROUND WASTEBASKETS

- puncture-resistant, solid-ribbed steel
- rolled wire rim tops
- bottom recessed 1"
- powder coat finish
- 9604 UL classified
- 9604 packed six per carton
- 9609 packed three per carton



## SPECS

MODEL NUMBER	CAPACITY	COLOR	DIA x H
<b>C</b> 9604BL	23½ QUART	BLACK	13 x 14"
<b>D</b> 9604CH	23½ QUART	CHARCOAL	13 x 14"
<b>E</b> 9604SA	23½ QUART	SAND	13 x 14"
<b>F</b> 9610CH	80 QUART	CHARCOAL	15¼ x 29¼"
<b>G</b> 9610SA	80 QUART	SAND	15¼ x 29¼"

# SQUARE & RECTANGULAR WASTEBASKETS

- puncture-resistant heavy-duty steel
- bottom raised 1"
- color coordinated vinyl bumper tops to protect furniture
- no-mar polyethylene feet
- powder coat finish
- packed three per carton



## SPECS

MODEL NUMBER	CAPACITY	COLOR	W x D x H
<b>H</b> 9612BL	31 QUARTS	BLACK	13 x 13 x 15½"
<b>I</b> 9616BL	27½ QUARTS	BLACK	16½ x 9 x 15"
<b>J</b> 9616SA	27½ QUARTS	SAND	16½ x 9 x 15"
9618BL	88 QUARTS	BLACK	20¾ x 11 x 29½"
9618CH	88 QUARTS	CHARCOAL	20¾ x 11 x 29½"
<b>K</b> 9618SA	88 QUARTS	SAND	20¾ x 11 x 29½"

## AESTHETICS

### COLOR



BL BLACK / CH CHARCOAL / SA SAND



# CHECKS WASTEBASKETS

- top edge rolled
- stamped finish
- rubber feet
- powder coat finish
- 6 gallon capacity
- packed three per carton




## SPECS

MODEL NUMBER	CAPACITY	COLOR	W x D x H
<b>L</b> 9733BL	6 GAL	BLACK	10½ x 10½ x 12½"
<b>M</b> 9733GR	6 GAL	GRAY	10½ x 10½ x 12½"



# BUBBLE

## WASTEBASKETS



- puncture resistant, steel receptacles
- bottom recessed 1"
- rubber rib on top and bottom of basket to prevent marring
- PVC clear plastic liner included
- powder coat finish
- 6 gallon capacity
- packed three per carton






## SPECS

MODEL NUMBER	COLOR	CAPACITY	DIA x H
9740BL	BLACK	6 GAL.	11½ x 12½"
9740GR	GRAY	6 GAL.	11½ x 12½"
9740NC	BLACK SPECKLE	6 GAL.	11½ x 12½"



## AESTHETICS

### COLOR



BL BLACK / NC BLACK SPECKLE / GR GRAY

IMAGE FEATURES LED LIGHTING (PG. 194), STUDIO DESK (PG. 110) & MEZZO™ TASK CHAIR (PG. 49).





IMAGE FEATURES NAIL HEAD COAT RACK (PG. 146).





# TRIFECTA® WASTE RECEPTACLES

- shape allows for endless configurations
- fits into corners
- inscriptions include: waste, paper, cans, recycling, plastic
- order base and lids separately
- 15, 17, 19 or 21 gallon capacities
- patent no. D618415S



## SPECS

MODEL NUMBER	DESCRIPTION	COLOR	W x D x H
<b>A</b> 9550BL	15 GAL. BASE	BLACK	19½ x 19½ x 26"
<b>B</b> 9551BL	17 GAL. BASE	BLACK	19½ x 19½ x 30"
<b>C</b> 9552BL	19 GAL. BASE	BLACK	19½ x 19½ x 34"
<b>D</b> 9553BL	21 GAL. BASE	BLACK	19½ x 19½ x 38"
<b>E</b> 9560WA	WASTE LID	-	20 x 20 x 3"
<b>F</b> 9560CZ	CANS LID	-	20 x 20 x 3"
<b>G</b> 9560PA	PAPER LID	-	20 x 20 x 3"
<b>H</b> 9560PC	PLASTIC LID	-	20 x 20 x 3"
<b>I</b> 9560RE	RECYCLE LID	-	20 x 20 x 3"

## AESTHETICS

### CUSTOM DESIGNER BASE COLORS



**BL** BLACK / **CD** CANDY RED / **CG** CHARCOAL GRAY / **CN** CHESTNUT BROWN / **CW** CLAY WHITE / **DS** DESERT SAND / **GS** GRANITE SPECKLE / **IW** IVORY WHITE / **MM** MAGNUM BROWN / **MT** MIDNIGHT BLUE / **MG** MOSS GREEN / **PN** PINE GREEN / **RB** RECYCLE BLUE / **SH** SHADOW GRAY / **SM** STORM GRAY / **SY** SUNFLOWER YELLOW / **TG** TIMBERWOLF GRAY / **TD** TUMBLEWEED TAN / **WH** WHITE / **WE** WINE BURGUNDY

TO ORDER, PLEASE SPECIFY:      +      + 9 5 6 0  
BASE #                      BASE COLOR                      LID

## YOUR COLORS, YOUR WORDS. WITH TRIFECTA®, IT'S YOUR CHOICE.

It's all about choice, and with your colors and your words, the choice is all yours. Customize your Trifecta® to get the color you crave and the words you want. Your customer specified colored base or custom laser inscription on the lid is available for an up-charge. For your colors and your words, please contact Safco Products Customer Care at 888-971-6225 or info@safcoproducts.com. For custom lid laser inscriptions, be sure to have your artwork ready.



CUSTOM LASER INSCRIPTION AVAILABLE.





# PUBLIC SQUARE®

## BASES

- heavy-gauge steel bases
- powder coat finish
- securing wires hold plastic bag (bags not included)
- base and tops ordered separately

## TOPS

- hinged tops
- slot lid: newspaper and paper
- round lid: cans and glass
- square lid: plastic and waste
- decals included, slot lid includes decals for waste and recycling



## SPECS

MODEL NUMBER	DESCRIPTION	CAPACITY	COLOR	W x D x H
2981BL	BASE	25 GAL.	BLACK	15¼ x 15¼ x 26"
2981GN	BASE	25 GAL.	GREEN	15¼ x 15¼ x 26"
2982BL	BASE	31 GAL.	BLACK	15¼ x 15¼ x 32"
2982BR	BASE	31 GAL.	BROWN	15¼ x 15¼ x 32"
2983BL	BASE	37 GAL.	BLACK	15¼ x 15¼ x 38"
2983BG	BASE	37 GAL.	BURGUNDY	15¼ x 15¼ x 38"
2984BL	BASE	42 GAL.	BLACK	15¼ x 15¼ x 44"
2984BR	BASE	42 GAL.	BROWN	15¼ x 15¼ x 44"
2987BL	SLOT LID	-	BLACK	2 x 15" SLOT
2988BL	ROUND LID	-	BLACK	4" DIAMETER OPENING
2989BL	SQUARE LID	-	BLACK	8" SQUARE OPENING

# AT-YOUR-DISPOSAL® RECYCLING CENTERS

- 100% recyclable
- impact and moisture resistant polyethylene
- two and three separate 28 gallon bins under one lid
- decals included



## SPECS

MODEL NUMBER	DESCRIPTION	CAPACITY	COLOR	W x D x H
9794BL	DOUBLE RECYCLING CENTER	28 GAL. PER BIN	BLACK	31 x 16 x 33"
9798BL	TRIPLE RECYCLING CENTER	28 GAL. PER BIN	BLACK	46 x 16 x 33"

## HALF ROUND RECEPTACLES

- slot, round or half-circle lids (all included)
- 12½ gallon capacity
- decals included



### SPECS

MODEL NUMBER	CAPACITY	COLOR	W x D x H
9940BL	12½ GAL.	BLACK	17½ x 9 x 32½"



## RIGHT-SIZE RECYCLING STATION

- hands free, step-on receptacle
- lid closes slowly and quietly
- includes two rigid plastic liners with built-in bag retainers
- contains two, 7½ gallon capacity liners for overall capacity of 15 gallons



### SPECS

MODEL NUMBER	CAPACITY	COLOR	W x D x H
9634SS	15 GAL.	STAINLESS STEEL	19 x 16 x 25"



## DUAL RECYCLING RECEPTACLE

- removable lid
- includes two separate liners
- satin finish
- decals included plastic, cans, paper and waste



### SPECS

MODEL NUMBER	CAPACITY	COLOR	DIA x H
9931SS	15 GAL. PER BIN	STAINLESS STEEL	17½ x 32½"



## TALL ROUND RECYCLING RECEPTACLE

- shaped for cans only
- puncture-resistant steel
- lid and recycle decal included



### SPECS

MODEL NUMBER	CAPACITY	COLOR	DIA x H
9632BU	20 GAL.	BLUE	16 x 30"



# DESK-SIDE RECYCLING RECEPTACLE

- latch two recycling receptacles together
- use individually for waste or recycling
- black and blue combination
- 3 or 7 gallon capacities



## SPECS

MODEL NUMBER	DESCRIPTION	CAPACITY	W x D x H
9927BB	SMALL RECEPTACLE	3 GAL. EACH	13 x 8 x 13½"
9928BB	LARGE RECEPTACLE	7 GAL. EACH	17½ x 9½ x 16½"



# PAPER PITCH

- hanging tabs
- mounts on any square or rectangular wastebasket
- polyethylene plastic
- 7 quart capacity
- packed 12 per carton




## SPECS

MODEL NUMBER	CAPACITY	COLOR	W x D x H
2944BL	7 QUARTS	BLACK	10¼ x 6¼ x 9¾"





# STEEL STORAGE CABINETS



- three options: 27", 42" and 72" high
- 27" cabinet wall mountable with one adjustable shelf
- 42" cabinet with two adjustable shelves
- 72" cabinet with four adjustable shelves
- all shelves adjust in 1" increments and rated up to 250 lbs.
- heavy-gauge steel uni-body construction
- two-tone gray or tan powder coat finish
- recessed locking door handle with three-point locking design
- adjustable leveling glides
- complements design of Steel Lockers





## SPECS

MODEL NUMBER	DESCRIPTION	COLOR	W x D x H
5530GR	27"H STEEL STORAGE CABINET	GRAY	30 x 18 x 27"
5530TN	27"H STEEL STORAGE CABINET	TAN	30 x 18 x 27"
<b>A</b> 5531GR	42"H STEEL STORAGE CABINET	GRAY	30 x 18 x 42"
5531TN	42"H STEEL STORAGE CABINET	TAN	30 x 18 x 42"
<b>B</b> 5532GR	72"H STEEL STORAGE CABINET	GRAY	30 x 18 x 72"
5532TN	72"H STEEL STORAGE CABINET	TAN	30 x 18 x 72"



# STEEL LOCKERS



- two-tone lockers
- single, double or six-tier compartment
- one piece unibody design
- heavy-gauge, all-steel construction
- stand alone or linked together
- recessed handle with padlock provision (padlock not included)
- two-tone gray or tan color
- fully assembled

## SPECS

MODEL NUMBER	DESCRIPTION	COLOR	W x D x H
<b>A</b> 5522GR	SINGLE TIER LOCKER	GRAY	12 x 18 x 78"
5522TN	SINGLE TIER LOCKER	TAN	12 x 18 x 78"
5523GR	DOUBLE TIER LOCKER	GRAY	12 x 18 x 78"
<b>B</b> 5523TN	DOUBLE TIER LOCKER	TAN	12 x 18 x 78"
<b>C</b> 5524GR	BOX LOCKER	GRAY	12 x 18 x 78"
5524TN	BOX LOCKER	TAN	12 x 18 x 78"
<b>D</b> 5525GR	SINGLE TIER LOCKER, 3 COLUMN	GRAY	36 x 18 x 78"
5525TN	SINGLE TIER LOCKER, 3 COLUMN	TAN	36 x 18 x 78"
5526GR	DOUBLE TIER LOCKER, 3 COLUMN	GRAY	36 x 18 x 78"
<b>E</b> 5526TN	DOUBLE TIER LOCKER, 3 COLUMN	TAN	36 x 18 x 78"
5527GR	BOX LOCKER, 3 COLUMN	GRAY	36 x 18 x 78"
5527TN	BOX LOCKER, 3 COLUMN	TAN	36 x 18 x 78"



# STORAGE BINS

- compartments snap closed
- spring loaded covers
- complete with a label area
- bin capacity per container: 5 lbs.



## SPECS

MODEL NUMBER	COMPARTMENTS	COLOR	W x D x H
<b>F</b> 6110BL	9 BINS	BLACK	18½ x 5¼ x 20½"
6110GR	9 BINS	GRAY	18½ x 5¼ x 20½"
6112BL	18 BINS	BLACK	34 x 5¼ x 20½"
<b>G</b> 6112GR	18 BINS	GRAY	34 x 5¼ x 20½"
6111BL	30 BINS	BLACK	34 x 5¼ x 33"
<b>H</b> 6111GR	30 BINS	GRAY	34 x 5¼ x 33"



# ONYX™ FOLD-UP SHELVING

- black mesh
- steel with durable powder coat finish
- three shelf bookcase
- rounded edges
- bottom shelf with tracks for two file folder bins
- two file folder bins included



## SPECS

MODEL NUMBER	COLOR	W x D x H
6240BL	BLACK	27½ x 11 x 34¼"



# ARCHIVAL SHELVING

- heavy-gauge steel frame locks together without tools
- warp-free particle board shelves
- hold up to 80, 12" w x 15" d x 10" h letter/legal archival storage boxes
- rated up to 900 lbs. per shelf
- steel pack and particle board shelves shipped separately

5260 IS  
GREENGUARD  
CERTIFIED



## SPECS

MODEL NUMBER	DESCRIPTION	SHELF CAPACITY	W x D x H
5260	STEEL PACK	900 LBS	69 x 33 x 84"
5261	SHELVES	900 LBS	69 x 33 x ½"



## BOLTLESS STEEL SHELVING

- two setups: 5 shelf, 72" high storage unit or 36" high workbench
- durable powder coat finish
- available in 36" and 48" widths
- requires no nuts or bolts

### SPECS

MODEL NUMBER	DESCRIPTION	COLOR	W x D x H
5244BL	48 x 24" SHELVING UNIT	BLACK	48 x 24 x 72"
5245BL	36 x 18" SHELVING UNIT	BLACK	36 x 18 x 72"
5246BL	48 x 18" SHELVING UNIT	BLACK	48 x 18 x 72"
5247BL	36 x 24" SHELVING UNIT	BLACK	36 x 24 x 72"



FLEXIBLE DESIGN PROVIDES TWO DIFFERENT SET-UPS. SHOWN ABOVE AS A 36" HIGH WORKBENCH.



## BOLTLESS STEEL & PARTICLE BOARD SHELVING

- two setups: five-shelf, 72" high storage unit or 36" high workbench
- shelves adjust in 1" increments
- includes particle board shelves
- assembles without tools and has hidden assembly



### SPECS

MODEL NUMBER	DESCRIPTION	COLOR	W x D x H
6244BL	48 x 24" SHELVING UNIT	BLACK	48 x 24 x 72"
6245BL	36 x 18" SHELVING UNIT	BLACK	36 x 18 x 72"
6246BL	48 x 18" SHELVING UNIT	BLACK	48 x 18 x 72"
6247BL	36 x 24" SHELVING UNIT	BLACK	36 x 24 x 72"



# INDUSTRIAL WIRE SHELVING



- welded wire construction
- shelves adjust in 1" increments
- open wire design permits air circulation and prevents dust accumulation
- black or metallic gray powder coat finish
- rated up to 1250 lbs. per shelf
- optional add-on unit and extra shelf pack
- NSF certified
- starter unit: includes four shelves, four posts and snap-together clips
- add-on unit: includes four shelves, two posts and snap-together clips
- extra shelves: sold in packs of two

## SPECS

MODEL NUMBER	DESCRIPTION	SHELF CAPACITY*	COLOR	W x D x H
5285BL	STARTER UNIT	1250 LBS.	BLACK	36 x 18 x 72"
<b>A</b> 5285GR	STARTER UNIT	1250 LBS.	METALLIC GRAY	36 x 18 x 72"
<b>B</b> 5291BL	STARTER UNIT	1000 LBS.	BLACK	48 x 18 x 72"
5291GR	STARTER UNIT	1000 LBS.	METALLIC GRAY	48 x 18 x 72"
5288BL	STARTER UNIT	1000 LBS.	BLACK	36 x 24 x 72"
5288GR	STARTER UNIT	1000 LBS.	METALLIC GRAY	36 x 24 x 72"
5294BL	STARTER UNIT	800 LBS.	BLACK	48 x 24 x 72"
5294GR	STARTER UNIT	800 LBS.	METALLIC GRAY	48 x 24 x 72"
5286BL	ADD-ON UNIT	1250 LBS.	BLACK	36 x 18 x 72"
5286GR	ADD-ON UNIT	1250 LBS.	METALLIC GRAY	36 x 18 x 72"
<b>C</b> 5292BL	ADD-ON UNIT	1000 LBS.	BLACK	48 x 18 x 72"
5292GR	ADD-ON UNIT	1000 LBS.	METALLIC GRAY	48 x 18 x 72"
5289BL	ADD-ON UNIT	1000 LBS.	BLACK	36 x 24 x 72"
5289GR	ADD-ON UNIT	1000 LBS.	METALLIC GRAY	36 x 24 x 72"
5295BL	ADD-ON UNIT	800 LBS.	BLACK	48 x 24 x 72"
5295GR	ADD-ON UNIT	800 LBS.	METALLIC GRAY	48 x 24 x 72"
5287BL	EXTRA SHELVES	1250 LBS.	BLACK	36 x 18 x 1½"
5287GR	EXTRA SHELVES	1250 LBS.	METALLIC GRAY	36 x 18 x 1½"
<b>D</b> 5293BL	EXTRA SHELVES	1000 LBS.	BLACK	48 x 18 x 1½"
5293GR	EXTRA SHELVES	1000 LBS.	METALLIC GRAY	48 x 18 x 1½"
5290BL	EXTRA SHELVES	1000 LBS.	BLACK	36 x 24 x 1½"
5290GR	EXTRA SHELVES	1000 LBS.	METALLIC GRAY	36 x 24 x 1½"
5296BL	EXTRA SHELVES	800 LBS.	BLACK	48 x 24 x 1½"
5296GR	EXTRA SHELVES	800 LBS.	METALLIC GRAY	48 x 24 x 1½"

**E** 5283 CASTER KIT



\*SHELF CAPACITY DETERMINED WITH WEIGHT EVENLY DISTRIBUTED.

## COMMERCIAL WIRE SHELVING

- steel construction
- shelves adjust in 1" increments
- open wire shelves reduce dust accumulation
- adjustable leveling feet with plastic caps
- rated up to 500 lbs. per shelf (2000 lbs. per unit)



### SPECS

MODEL NUMBER	DESCRIPTION	COLOR	W x D x H
5276BL	36" BASIC UNIT	BLACK	36 x 18 x 72"
5241BL	48" BASIC UNIT	BLACK	48 x 18 x 72"
5242BL	48" EXTRA SHELVES	BLACK	48 x 18 x 1½"
5243BL	36" EXTRA SHELVES	BLACK	36 x 18 x 1½"







# HEAVY-DUTY COMMERCIAL STEEL SHELVING

- box beam design with double-sided compression clips
- rated up to 750 lbs. per shelf
- shelves adjust in 1" increments
- corner brackets and hat channel



## SPECS

MODEL NUMBER	DESCRIPTION	W x D x H
6265	COMMERCIAL SHELF UNIT WITH 5 SHELVES	36 x 12 x 75"
6266	COMMERCIAL SHELF UNIT WITH 5 SHELVES	36 x 18 x 75"
6267	COMMERCIAL SHELF UNIT WITH 5 SHELVES	36 x 24 x 75"
6268	COMMERCIAL SHELF UNIT WITH 6 SHELVES	36 x 12 x 75"
6269	COMMERCIAL SHELF UNIT WITH 6 SHELVES	36 x 18 x 75"
6270	COMMERCIAL SHELF UNIT WITH 6 SHELVES	36 x 24 x 75"



CORNER BRACKETS HELP PREVENT ROCKING AND IMPROVE STABILITY.



HAT CHANNEL INCREASES OVERALL STRENGTH. HELPS PREVENT BOWING AND DEFLECTION DUE TO OVERLOADING.

# HEAVY-DUTY INDUSTRIAL STEEL SHELVING

- box beam design with double-sided compression clips
- shelves adjustable in 1" increments
- six shelves per pack
- post kit includes four 85" high posts
- corner brackets and hat channel
- rated up to 1250 lbs. per shelf



## SPECS

MODEL NUMBER	DESCRIPTION	W x D x H
6250	INDUSTRIAL SHELF PACK WITH 6 SHELVES	36 x 12" SHELF
6251	INDUSTRIAL SHELF PACK WITH 6 SHELVES	48 x 12" SHELF
6252	INDUSTRIAL SHELF PACK WITH 6 SHELVES	36 x 18" SHELF
6253	INDUSTRIAL SHELF PACK WITH 6 SHELVES	48 x 18" SHELF
6254	INDUSTRIAL SHELF PACK WITH 6 SHELVES	36 x 24" SHELF
6255	INDUSTRIAL SHELF PACK WITH 6 SHELVES	48 x 24" SHELF
6256	INDUSTRIAL POST KIT	1½ x 1½ x 85"



# STOW-AWAY® HEAVY-DUTY HAND TRUCK

- collapsible hand truck
- lightweight aluminum frame
- mobile on 8" diameter rubber tires
- telescoping handle that tucks away for storage
- rated up to 500 lbs.



## SPECS

MODEL NUMBER	CAPACITY	EXTENDED W x D x H	COLLAPSED W x D x H	TOE PLATE W x D
4055NC	500 LBS.	23 x 24 x 50"	23 x 3 x 39½"	23 x 15½"



# STOW-AWAY® HAND TRUCK

- lightweight aluminum frame
- collapsible hand truck
- telescoping handle
- retractable wheels
- fold-up toe plate
- mobile on 7" diameter rubber tires



## SPECS

MODEL NUMBER	CAPACITY	EXTENDED W x D x H	COLLAPSED W x D x H	TOE PLATE W x D
4062	275 LBS.	19 x 17¼ x 38¼"	19 x 2¼ x 28¼"	19 x 11"





# STOW & GO CART™

- lightweight aluminum frame
- folds down to size of briefcase, fits under car seat or in airplane overhead compartment
- telescoping handle
- mobile on 5" diameter rubber, retractable wheels
- rated up to 110 lbs.



## SPECS

MODEL NUMBER	CAPACITY	EXTENDED W x D x H	COLLAPSED W x D x H	TOE PLATE W x D
4049NC	110 LBS.	15¾ x 16¼ x 39½"	15¼ x 2½ x 25"	15¼ x 11"



# STOW-AWAY® CRATE

- lightweight, durable and compact
- telescoping handle
- two rubber wheels
- 1.2 cubic feet of enclosed space
- entire unit compacts
- rated up to 110 lbs.



## SPECS

MODEL NUMBER	CAPACITY	EXTENDED W x D x H	COLLAPSED W x D x H
4054BL	50 LBS.	16½ x 14½ x 39"	16½ x 3½ x 18"

## HIDE-AWAY® HAND TRUCK

- collapsible handle and fold-up toe plate
- lightweight aluminum frame
- mobile on 6" diameter rubber tires on steel hub
- rated up to 250 lbs.



### SPECS

MODEL NUMBER	CAPACITY	EXTENDED W x D x H	COLLAPSED W x D x H	TOE PLATE W x D
4061	250 LBS.	15½ x 16½ x 43½"	15¼ x 8 x 29"	14 x 9"



## HIDE-AWAY® CONVERTIBLE TRUCK

- collapsible hand truck and platform truck
- aluminum platform extends over 50%
- two 6" solid rubber wheels
- two 3" solid rubber casters
- rated up to 250 lbs. (two wheels),  
400 lbs. (four wheels)



### SPECS

MODEL NUMBER	CAPACITY	EXTENDED W x D x H	COLLAPSED W x D x H	TOE PLATE W x D
4050	250 LBS./2 WHEELS 400 LBS./4 WHEELS	15½ x 43 x 36"	15½ x 9 x 28¼"	14 x 9"





# CONVERTIBLE HAND TRUCK

- converts from two-wheel hand truck to four-wheel platform truck
- rated up to 500 lbs. (two wheels), 600 lbs. (four wheels)
- red powder coat finish



## SPECS

MODEL NUMBER	TIRE SIZE	CAPACITY	W x H	TOE PLATE W x D
4086R	10 x 2 3/4"	500 LBS./2 WHEELS 600 LBS./4 WHEELS	18 x 51"	14 x 8"

# TUFF TRUCK™ CONVERTIBLE HAND TRUCK

- converts from two wheeled hand truck to four wheeled platform truck
- slide handle out of one set of tubes and into the other
- 14 x 7" toe plate
- 8" solid rubber wheels with ball-bearings
- rated up to 400 lbs. (two wheels), 500 lbs. (four wheels)



## SPECS

MODEL NUMBER	TIRE SIZE	CAPACITY	W x H	TOE PLATE W x D
4070	8 x 1 1/4"	400 LBS./2 WHEELS 500 LBS./4 WHEELS	18 1/2 x 52"	14 x 7"





## CONTINUOUS HANDLE HAND TRUCK

- ideal for one or two-handed use
- red powder coat finish
- rated up to 500 lbs.



### SPECS

MODEL NUMBER	TIRE SIZE	CAPACITY	W x H	TOE PLATE W x D
4092	10 x 2 3/4"	500 LBS.	18 x 44"	14 x 8"

## LOOP HANDLE TRUCK

- loop handle on back of frame for one handed use
- rubber 10 x 2 3/4" tires
- red powder coat finish
- rated up to 500 lbs.



### SPECS

MODEL NUMBER	TIRE SIZE	CAPACITY	W x H	TOE PLATE W x D
4084R	10 x 2 3/4"	500 LBS.	18 x 47"	14 x 8"



# TUFF TRUCK™ ECONOMY HAND TRUCKS

- heavy gauge tubular steel frame with welded joints
- 14 x 7" toe plate
- black powder coat finish
- 8" solid rubber wheels with ball bearings
- rated up to 400 lbs.



## SPECS

	MODEL NUMBER	TIRE SIZE	CAPACITY	W x H	TOE PLATE W x D
A	4071	8 x 1 3/4"	400 LBS.	16 x 5 1/2"	14 x 7"
B	4069	8 x 1 3/4"	400 LBS.	16 x 5 1/2"	14 x 7"



# STOW-AWAY® PLATFORM TRUCK

- quick-release mechanism to unfold handle
- lightweight, aluminum frame and decking (platform measures: 24" w x 39" d)
- handle unfolds to 40" h working height
- 7" diameter solid rubber tires
- rated up to 1000 lbs.
- assembly required



## SPECS

MODEL NUMBER	TIRE SIZE	CAPACITY	W x D x H
4053NC	7"	1000 LBS.	24 x 39 x 40"





## FOLDAWAY™ PLATFORM TRUCKS



- steel construction with vinyl wrap-around protective bumper
- non-skid vinyl surface
- folding handle for compact storage
- two sizes
- tropic sand powder coat finish with dark brown vinyl trim
- four large rubber casters (two swivel)
- 700 and 900 lb. capacity
- assembly required



### SPECS

MODEL NUMBER	TIRE SIZE	CAPACITY	W x D x H
<b>C</b> 4077	4 x 1"	700 LBS.	18½ x 29¼ x 28¾"
<b>D</b> 4078	5 x 1½"	900 LBS.	24 x 34 x 36"

## TUFF TRUCK™ PLATFORM TRUCKS


- all-welded steel frame with large platform and anti-skid
- ¾" wrap-around vinyl bumper helps protect doors and furniture
- folding handle
- chip-resistant light gray powder coat finish with black vinyl trim
- mobile on 4" casters (two swivel)
- 400 and 500 lb. capacity
- assembly required




### SPECS

MODEL NUMBER	TIRE SIZE	CAPACITY	W x D x H
<b>E</b> 4072	4"	400 LBS.	18¾ x 29 x 33½"
4063	4"	500 LBS.	24 x 36 x 34"





A R T &  
E N G I N E E R I N G



## 50 SHADES OF ORGANIZATION.

If you work with a lot of large format files, this section is required reading. It's a real page-turner that takes you into a world of perverse organization and tidiness. Your pulse will race as you flip through page after page of our very practical, functional and beautiful filing systems. Spoiler alert: the flat files come in 20 different colors.

### **ART & ENGINEERING**

FLAT FILES	292-297
VERTICAL FILING	298-302
ROLL FILES	303-307
MULTIMEDIA	307
DRAFTING TABLES	308-311

# STEEL FLAT FILES

## LOW BASE

- raises files 6" off floor
- front recessed 2¾" from file
- unit holds up to five files consisting of a combination of five and 10 drawer cabinets



## HIGH BASE

- raises files 20" off floor
- base with enclosed back and sides with open front
- holds up to two files



OPTIONAL LOCK KIT.



4981 AND 4983 ARE NOT GREENGUARD CERTIFIED



## 5 DRAWER

- five large-capacity 2½" deep drawers
- stores up to 500 sheets per unit active filing, 750 sheets of semi-active or 1,000 sheets of inactive material
- three cabinet sizes

## 10 DRAWER

- ten 1½" deep drawers
- ideal for high traffic project storage areas

## AESTHETICS

### COLOR



BLR BLACK / GRR GRAY / TSR TROPIC SAND / WHR WHITE\*\*



## SPECS

MODEL NUMBER	DESCRIPTION	COLOR	W x D x H
5 DRAWER—40½"	INSIDE DRAWER SIZE		37 x 26 x 2½"
4994BLR	5 DRAWER FLAT FILE	BLACK	40½ x 29½ x 16½"
4994GRR	5 DRAWER FLAT FILE	GRAY	40½ x 29½ x 16½"
4994TSR	5 DRAWER FLAT FILE	TROPIC SAND	40½ x 29½ x 16½"
4994WHR	5 DRAWER FLAT FILE	WHITE	40½ x 29½ x 16½"
4995BLR*	LOW BASE	BLACK	40½ x 26¾ x 6"
4995GRR*	LOW BASE	GRAY	40½ x 26¾ x 6"
4995TSR*	LOW BASE	TROPIC SAND	40½ x 26¾ x 6"
4995WHR*	LOW BASE	WHITE	40½ x 26¾ x 6"
4975BL*	HIGH BASE	BLACK	40½ x 29½ x 20"
4975GR*	HIGH BASE	GRAY	40½ x 29½ x 20"
4975TS*	HIGH BASE	TROPIC SAND	40½ x 29½ x 20"
4975WH*	HIGH BASE	WHITE	40½ x 29½ x 20"
4981	LOCK KIT		
5 DRAWER—46½"	INSIDE DRAWER SIZE		43 x 32 x 2½"
4996BLR	5 DRAWER FLAT FILE	BLACK	46½ x 35½ x 16½"
4996GRR	5 DRAWER FLAT FILE	GRAY	46½ x 35½ x 16½"
4996TSR	5 DRAWER FLAT FILE	TROPIC SAND	46½ x 35½ x 16½"
4996WHR	5 DRAWER FLAT FILE	WHITE	46½ x 35½ x 16½"
4997BLR*	LOW BASE	BLACK	46½ x 32½ x 6"
4997GRR*	LOW BASE	GRAY	46½ x 32½ x 6"
4997TSR*	LOW BASE	TROPIC SAND	46½ x 32½ x 6"
4997WHR*	LOW BASE	WHITE	46½ x 32½ x 6"
4977BL*	HIGH BASE	BLACK	46½ x 35¾ x 20"
4977GR*	HIGH BASE	GRAY	46½ x 35¾ x 20"
4977TS*	HIGH BASE	TROPIC SAND	46½ x 35¾ x 20"
4977WH*	HIGH BASE	WHITE	46½ x 35¾ x 20"
4981	LOCK KIT		
5 DRAWER—53½"	INSIDE DRAWER SIZE		50 x 38 x 2½"
4998BLR	5 DRAWER FLAT FILE	BLACK	53½ x 41½ x 16½"
4998GRR	5 DRAWER FLAT FILE	GRAY	53½ x 41½ x 16½"
4998TSR	5 DRAWER FLAT FILE	TROPIC SAND	53½ x 41½ x 16½"
4998WHR	5 DRAWER FLAT FILE	WHITE	53½ x 41½ x 16½"
4999BLR*	LOW BASE	BLACK	53½ x 38¾ x 6"
4999GRR*	LOW BASE	GRAY	53½ x 38¾ x 6"
4999TSR*	LOW BASE	TROPIC SAND	53½ x 38¾ x 6"
4999WHR*	LOW BASE	WHITE	53½ x 38¾ x 6"
4979BL*	HIGH BASE	BLACK	53½ x 41½ x 20"
4979GR*	HIGH BASE	GRAY	53½ x 41½ x 20"
4979TS*	HIGH BASE	TROPIC SAND	53½ x 41½ x 20"
4979WH*	HIGH BASE	WHITE	53½ x 41½ x 20"
4981	LOCK KIT		
10 DRAWER	INSIDE DRAWER SIZE		43 x 32 x 1½"
4986BL	10 DRAWER FLAT FILE	BLACK	46½ x 35½ x 16½"
4986GR	10 DRAWER FLAT FILE	GRAY	46½ x 35½ x 16½"
4986TS	10 DRAWER FLAT FILE	TROPIC SAND	46½ x 35½ x 16½"
4997BLR*	LOW BASE	BLACK	46½ x 32½ x 6"
4997GRR*	LOW BASE	GRAY	46½ x 32½ x 6"
4997TSR*	LOW BASE	TROPIC SAND	46½ x 32½ x 6"
4997WHR*	LOW BASE	WHITE	46½ x 32½ x 6"
4977BL*	HIGH BASE	BLACK	46½ x 35¾ x 20"
4977GR*	HIGH BASE	GRAY	46½ x 35¾ x 20"
4977TS*	HIGH BASE	TROPIC SAND	46½ x 35¾ x 20"
4977WH*	HIGH BASE	WHITE	46½ x 35¾ x 20"
4983	LOCK KIT		

\*ALL BASES SHIP VIA SMALL PACKAGE CARRIER.

\*\*WHITE IS NOT AVAILABLE IN 4986.



# CUSTOM DESIGNER COLORS

- 16 custom color options
- customer specified colors available for an upcharge



## AESTHETICS

### CUSTOM DESIGNER COLORS



AS ARABIAN SKY / BW BABY WHEAT / BT BERMUDA TRIANGLE /  
 CS CALM SHORE / CT CHAI TEA / CG COOL CUCUMBER /  
 DQ DEEP QUARRY / IR INDIGO ROOT / LB LOBSTER TRAP /  
 PS PEPPER STONE / PG POT OF GOLD / SD SAND DUNES /  
 SC SWEET CREAM / SW SWEET PEA / TT TASTE OF TUSCANY /  
 WP WILD WOOD PINE

TO ORDER, PLEASE SPECIFY: \_\_\_\_\_ + \_\_\_\_\_  
SERIES (FILE/BASE) COLOR



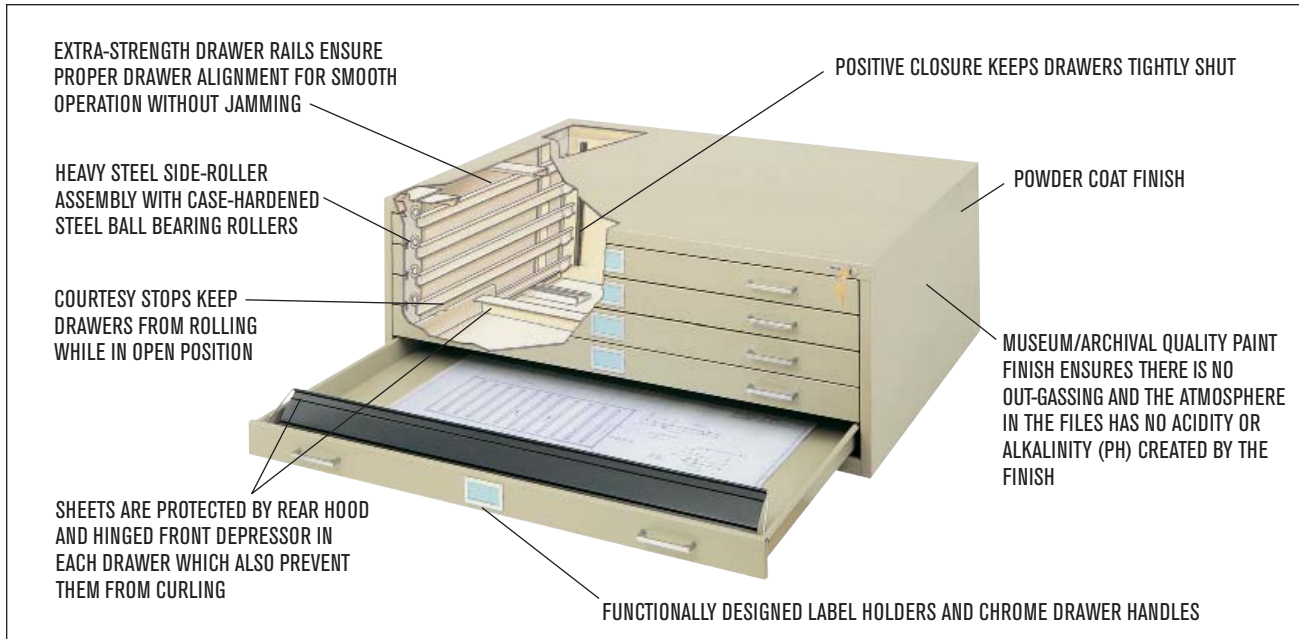
## SPECS

MODEL NUMBER	DESCRIPTION	W x D x H
CUSTOM SERIES	INSIDE DRAWER	37 x 26 x 2 1/8"
4994	5 DRAWER FLAT FILE	40 1/2 x 29 1/2 x 16 1/2"
4995*	LOW BASE	40 1/2 x 26 3/4 x 6"
4975*	HIGH BASE	40 1/2 x 29 1/2 x 20"
CUSTOM SERIES	INSIDE DRAWER	43 x 32 x 2 1/8"
4996	5 DRAWER FLAT FILE	46 1/2 x 35 1/2 x 16 1/2"
4997*	LOW BASE	46 1/2 x 32 1/2 x 6"
4977*	HIGH BASE	46 1/2 x 35 3/4 x 20"
CUSTOM SERIES	INSIDE DRAWER	50 x 38 x 2 1/8"
4998	10 DRAWER FLAT FILE	53 1/2 x 41 1/2 x 16 1/2"
4999*	LOW BASE	53 1/2 x 38 3/4 x 6"
4979*	HIGH BASE	53 1/2 x 41 1/2 x 20"
CUSTOM SERIES	INSIDE DRAWER	43 x 32 x 1 1/8"
4986	5 DRAWER FLAT FILE	46 1/2 x 35 1/2 x 16 1/2"
4997*	LOW BASE	46 1/2 x 32 1/2 x 6"
4977*	HIGH BASE	46 1/2 x 35 3/4 x 20"

\*ALL BASES SHIP VIA SMALL PACKAGE CARRIER.



## FLAT FILE FEATURES



## FLAT FILE ACCESSORIES

### DRAWER DIVIDERS

- for five drawer flat files
- 11" plastic sections can easily be cut
- self-sticking back

### PLAN FILE PORTFOLIO

- keep related items together
- reinforced hand-hold
- packed 10 per carton

### LOCK KIT

- easily installed
- includes one lock and two keys



### SPECS

MODEL NUMBER	DESCRIPTION	W x D x H
<b>A</b> 4980 3011	DRAWER DIVIDERS - 20 SECTIONS PER CARTON FOR DRAWING SIZE: 36"W x 24"D USE WITH MODEL: 4994	1½ x 11" 36½ x 25½"
<b>B</b> 3012  3013	FOR DRAWING SIZE: 42"W x 30"D USE WITH MODEL: 4996 OR 4986 FOR DRAWING SIZE: 48"W x 36"D USE WITH MODEL: 4998	42½ x 31½"  49½ x 37½"
<b>C</b> 4981 4983	LOCK KIT FOR 5 DRAWER LOCK KIT FOR 10 DRAWER	- -



OPTIONAL LOCK KIT.

# FACIL FLAT FILES

- unit can be stacked up to two high on closed base and one high on high base
- label holders and chrome drawer handles
- drawer capacity 60 lbs.



## SPECS

MODEL NUMBER	DESCRIPTION	W x D x H
<b>A</b> 4969LG	FLAT FILE SMALL INSIDE DRAWER	40 1/4 x 26 x 16 1/2" 37 x 25 1/4 x 1 1/8"
4970LG*	LOW BASE FOR FLAT FILE SMALL	40 1/4 x 24 x 4 3/4"
<b>B</b> 4971LG*	HIGH BASE FOR FLAT FILE SMALL	40 1/4 x 25 3/4 x 20 1/2"
<b>C</b> 4972LG	FLAT FILE MEDIUM INSIDE DRAWER	46 1/4 x 32 x 16 1/2" 43 x 31 1/2 x 1 1/4"
<b>D</b> 4973LG*	LOW BASE FOR FLAT FILE MEDIUM	46 1/4 x 30 x 4 3/4"
4974LG	HIGH BASE FOR FLAT FILE MEDIUM	46 1/4 x 31 3/4 x 20 3/4"



**A**

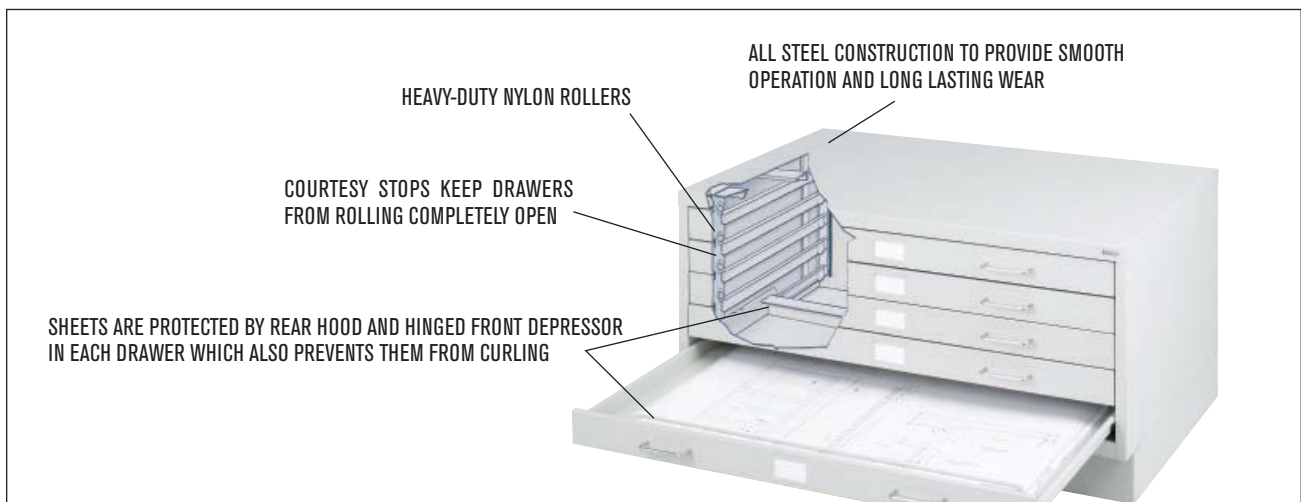
**B**



**C**

**D**

# FACIL FLAT FILE FEATURES



\*PRODUCTS SHIP VIA SMALL PACKAGE CARRIER.



## MASTERFILE 2

- compact 1,600, 3-mil active documents in one unit
- each document attached to self-adhesive, pre-punched carrier strips (order separately)
- hung vertically from pins and posts on 6½" centers
- design helps eliminate fingerprints and tears
- locking mechanism with dust and moisture seal
- carrier strips and index/out guides sold separately



### SPECS

MODEL NUMBER	DESCRIPTION	COLOR	W x D x H
5023AH	FOR SHEETS 24 x 36"	AUTUMN HAZE	32 x 21½ x 45"
5024AH	FOR SHEETS 30 x 42"	AUTUMN HAZE	36 x 21½ x 50"
5025AH	FOR SHEETS 48 x 36"	AUTUMN HAZE	56 x 21½ x 45"

## MASTERFILE 2 FEATURES

**GAS CYLINDERS ASSIST RAISING OF LID; PREVENT LID FROM ACCIDENTAL CLOSURE**

**INDEX/OUT GUIDES LOCATE PROJECTS, JOB GROUPINGS OR IDENTIFY DOCUMENTS REMOVED FROM FILE**

**ATTRACTIVE BRUSHED ALUMINUM HANDLES**

**ADJUSTABLE SHEET HOLDER KNOBS (INCLUDED) PROVIDE CONVENIENT STORAGE FOR ACTIVE DOCUMENTS**

**DOUBLE WALL STEEL CONSTRUCTION WITH INSULATING LINER FOR EXTRA STRENGTH AND QUIET OPERATION**

**RAISED, FULL SUSPENSION DRAWER MOVES SMOOTHLY OVER ANY FLOOR, PROVIDES TOE SPACE TO MINIMIZE REACH FOR LAST DOCUMENT, STABILIZER LEGS ADJUST FOR LOAD COMPENSATION**

**LOCK**

**MOISTURE AND DUST SEAL**

**PINS AND POSTS LOCATED ON 6½" CENTERS FOR MAXIMUM SUPPORT AND MULTIPLE SIZE FILING**

## MASTERFILE 2 ACCESSORIES

### CARRIER STRIPS

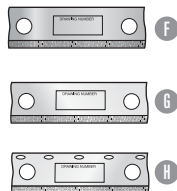
- self-adhesive
- can be cut into 100 - 24" strips, 80 - 30" strips or 50 - 48" strips
- pre-printed identification blocks for drawings
- model 6553 may be used in plan hold Masterfile 2 series files

### SPECS

MODEL NUMBER	DESCRIPTION	W x L
F 6551	CARRIER - FILM LAMINATE STRIP	2¼ x 217"
G 6552	CARRIER - POLYESTER STRIPS	2¼ x 217"
H 6553	CARRIER - POLYESTER STRIPS	2½ x 216"
6554	INDEX/OUT GUIDE	16" W

### INDEX / OUT GUIDE

- log documents in and out
- packed 20 per carton



# TELESCOPING DOCUMENT TUBE



- designed for transporting documents
- twist lid with reusable snap cap label
- expands from 24½" to 40"
- locking tabs maintain desired length
- permanent adjustable shoulder strap
- packed 10 per carton

## SPECS

MODEL NUMBER	COLOR	DIA x L
3053	BLACK/BLUE	3½ x 24½-40"



# PORTABLE ART & DRAWING PORTFOLIOS

- corrugated fiberboard shell with sturdy wood frame
- two metal turnbuckle closures secure top and bottom of portfolio
- reinforced plastic handles
- units stack
- packed five per carton



## SPECS

MODEL NUMBER	INSIDE W x D x H	OUTSIDE W x D x H
3008TS	36½ x 24¼ x 1¼"	38¼ x 24¾ x 1½"
3009TS	42½ x 30¼ x 1⅝"	44⅝ x 30¾ x 1½"





# GIANT STACK TRAYS

- molded in one piece from high-density polyethylene with steel reinforcement
- stack trays up to 5' high
- 40 lb. load capacity



## SPECS

MODEL NUMBER	INSIDE W x D x H	OUTSIDE W x D x H
4897	36½ x 24¼ x 2"	39 x 26 x 3"
4899	42½ x 32½ x 2"	45¼ x 34 x 3"



# ART RACK

- eight vertical compartments
- labeling channels on top and bottom (labels included)
- solid wood core racks
- stacked vertically, used side by side or stand alone



## SPECS

MODEL NUMBER	COMPARTMENTS W x D x H	COLOR	W x D x H
3030	4¼" x 23½" x 27¾"	PUTTY	36 x 24¼ x 29"

# VERTICAL FILING SYSTEMS

## MOBILE STAND

- steel construction
- 12 pivot brackets that swing wide
- holds up to 12 hanging clamps (ordered separately)
- mobile on four 3" ball bearing swivel casters (front two locking)

## DATA FILE & EXTENSION

- accessorize mobile stand (model 5026)
- attaches above hanging clamps
- includes extension and 12 data files



## MOBILE PLAN CENTER

- heavy gauge steel construction
- width adjusts to fit 24" to 42" hanging clamps (order separately)
- accommodates up to 18 clamps that drop in and lift out
- mobile on four swivel casters (two locking)



## MOBILE VERTICAL FILE

- steel construction
- width adjusts to fit 24" to 36" hanging clamps (order separately)
- accommodates up to 12 clamps that drop in and lift out
- mobile on four swivel casters (two locking)



## ROLLING PROJECT FILE

- tubular steel frame with chrome wire
- supports letter and legal-size folders
- bottom basket for additional storage
- optional model 5038 holds 18 x 14" folders (order separately)
- optional model 50016 holds up to 12 hanging clamps (order separately)
- mobile on four swivel casters (two locking)

## SPECS

MODEL NUMBER	DESCRIPTION	COLOR	W x D x H
<b>A</b> 5026	MOBILE STAND	TROPIC SAND	27 x 27½-37½ x 43½-61½"
<b>B</b> 5056	DATA FILE & EXTENSION	TROPIC SAND	26½ x 12½ x 8"
<b>C</b> 5060	MOBILE PLAN CENTER	TROPIC SAND	25¾-43¾ x 20½ x 51"
<b>D</b> 5059	MOBILE VERTICAL FILE	TROPIC SAND	27½-39¼ x 16 x 40-52"
<b>E</b> 5225	ROLLING PROJECT FILE	GRAY	21¾ x 13¾ x 24½"

OPTIONAL ACCESSORIES			
<b>F</b> 50016	18" HANGING CLAMPS (6/CTN.)	ALUMINUM	19¾" OVERALL
<b>G</b> 5038*	HANGING FILE FOLDERS (25/CTN.)	GREEN	18"W x 14"H

\*5038 IS THE ONLY PRODUCT THAT IS NOT GREENGUARD CERTIFIED



# HANGING CLAMPS

- aluminum clamps with black nylon wing knobs provide balanced gripping tension
- clear plastic label holders
- each hanging clamp holds 100 sheets or 20 lbs.
- packed six per carton



## SPECS

MODEL NUMBER	RECOMMENDED SHEET SIZE	CLAMP LENGTH
50016	18 x 24"	19 <sup>3</sup> / <sub>4</sub> " OVERALL
50026	24 x 36"	25 <sup>1</sup> / <sub>4</sub> " OVERALL
50036	30 x 42"	31 <sup>1</sup> / <sub>4</sub> " OVERALL
50046	36 x 48"	37 <sup>3</sup> / <sub>4</sub> " OVERALL
50056	42 x 60"	43 <sup>3</sup> / <sub>4</sub> " OVERALL



# DROP/LIFT WALL RACK

- lift out/drop in up to 1200 sheets
- extends out less than 12"
- holds up to 12 hanging clamps (order separately)
- mounting hardware included



## SPECS

MODEL NUMBER	COLOR	W x D x H
5030	TROPIC SAND	1 <sup>1</sup> / <sub>4</sub> x 11 <sup>5</sup> / <sub>8</sub> x 7 <sup>7</sup> / <sub>8</sub> "

# PIVOT WALL RACK

- easy access hanging clamps
- pivot brackets swing side to side
- unit holds up to 12 hanging clamps (order separately)
- includes 12 pivot brackets and mounting hardware



## SPECS

MODEL NUMBER	COLOR	W x H
5016	TROPIC SAND	24 x 9 <sup>3</sup> / <sub>4</sub> "



SHOWN WITH HANGING CLAMPS.



# VERTICAL FILE CABINET

- heavy-duty steel
- each drawer holds 24, 18" hanging clamps (sold separately) or hanging file folders (model 5038)
- clamps and folders may be combined in the same drawer
- key lock included
- shipped ready to use

ONLY 5039 AND 50016 ARE GREENGUARD CERTIFIED



## SPECS

MODEL NUMBER	DESCRIPTION	COLOR	W x D x H
5039	VERTICAL FILE CABINET	TROPIC SAND	23¼ x 24 x 40½"
<b>OPTIONAL ACCESSORIES</b>			
50016	18" HANGING CLAMPS (6/CTN.)	ALUMINUM	19" OVERALL
5038	HANGING FILE FOLDERS (25/CTN.)	GREEN	18"W x 14"H



# VERTICAL STORAGE CABINETS

- heavy-duty steel enclosed cabinet
- holds 1200 documents in 12 hanging clamps (clamps sold separately)
- suspended track slides in and out of cabinet on steel ball-bearing rollers
- piano-hinged, steel reinforced door can be mounted on left or right side
- key locked handle
- shipped ready to use



## SPECS

MODEL NUMBER	DESCRIPTION	COLOR	W x D x H
A 5040	FOR UP TO 24" CLAMPS	TROPIC SAND	16 x 27 x 42½"
B 5041	FOR UP TO 36" CLAMPS	TROPIC SAND	16 x 39 x 54¾"



# DESK SIDE ROLL FILES

## OVERALL PRODUCT FEATURES


- wire, woodcore or economical corrugated fiberboard
- with or without casters

## WIRE ROLL FILE

- heavy-gauge steel rod with white plastic coating
- compartments hold any size document
- mobile on 2" all-surface casters



A



B



C



D

## TUBULAR STEEL WIRE ROLL FILE

- lightweight tubular steel and chrome plate grids
- square tube design
- mobile on twin wheel casters (two locking)





### UPRIGHT ROLL FILE

- square tube openings, reinforced with plastic molding
- corrugated fiberboard in walnut woodgrain finish

### CHROME WIRE ROLL FILE

- grandstand design
- mobile on four swivel casters
- easy assembly: unfold and drop in base and grids



## SPECS



MODEL NUMBER	DESCRIPTION	TUBE SIZE	NUMBER OF TUBES	W x D x H
<b>A</b> 3084	WIRE ROLL FILE	8 x 8"	4	16¼ x 16½ x 30½"
<b>B</b> 3088	WIRE ROLL FILE	3⅞ x 3⅞"	24	21 x 14¼ x 31¼"
<b>C</b> 3090	TUBULAR STEEL WIRE ROLL FILE	3¾ x 3¾"	12	18 x 12¾ x 24½"
<b>D</b> 3091	TUBULAR STEEL WIRE ROLL FILE	2¾ x 2¾"	20	18 x 12¾ x 24½"
<b>E</b> 3089	CHROME WIRE ROLL FILE	3⅞ x 3⅞"	24	24 x 17¼ x 31¼"
<b>F</b> 3081	UPRIGHT ROLL FILE	2¾ x 2¾"	20	15 x 12 x 22"
<b>G</b> 3079	UPRIGHT ROLL FILE	3⅞ x 3⅞"	12	15 x 12 x 22"



# KD ROLL FILES

## TUBE-STOR ROLL FILE

- sturdy corrugated fiberboard construction
- economic design allows stacking of files
- built-in tube length adjuster tabs extend to 24", 30" and 36"
- packed two per carton


## COMPACT KD ROLL FILE

- 16 compartment file
- white corrugated fiberboard



## SPECS

MODEL NUMBER	DESCRIPTION	TUBE SIZE	NUMBER OF TUBES	TAB ADJUSTMENTS	W x D x H
<b>A</b> 3094	TUBE-STOR ROLL FILE	3 3/4"	18	18", 24", 30"	23 1/2 x 37 x 11 1/2"
<b>B</b> 3098	COMPACT KD ROLL FILE	3 x 3"	16	-	12 3/4 x 37 x 12 1/2"



**B**

# MOBILE ROLL FILES

- with textured vinyl laminate finish
- grandstand design with square tubes
- mobile on 2" swivel casters

## SPECS

MODEL NUMBER	TUBE SIZE	NUMBER OF TUBES	W x D x H
<b>C</b> 3043	3 1/4"	21	30 1/4 x 15 3/4 x 29 1/4"
<b>D</b> 3082	2 3/4"	20	15 1/4 x 13 1/4 x 23 1/4"
<b>E</b> 3045	2 3/4"	50	30 1/4 x 15 3/4 x 29 1/4"



**C**

**D**

**E**

# STEEL ROLL FILES

- anti-rocking heavy steel construction
- square fiberboard tubes case-hardened with aluminum molding
- each has dust-resistant and reversible doors that feature label grids
- tropic sand finish



## SPECS

MODEL NUMBER	TUBE SIZE	NUMBER OF TUBES	W x D x H
4960	3/4"	16	15 1/4 x 38 x 15 1/4"
4962	2/4"	36	15 1/4 x 38 x 15 1/4"



SHOWN WITH OPTIONAL BASE

# AUDIO/VIDEO MICROFORM CABINET

- heavy-gauge welded steel construction helps dissipate static electricity and may provide electromagnetic radiation protection
- front-to-back steel rod dividers adjustable in 1/2" increments
- wrap around corners and sturdy inner frame
- drawer height: 6"
- high quality drawer glides with full drawer extension for quiet operation
- chrome handles and label holders
- stacks up to two high
- optional base raises files 5" off floor
- key lock



## SPECS

MODEL NUMBER	DESCRIPTION	COLOR	W x D x H
4935LG	AUDIO/VIDEO STORAGE CABINET	LIGHT GRAY	37 x 17 1/2 x 27 3/4"
4931LG	BASE	LIGHT GRAY	37 x 17 1/2 x 5 1/4"




STORES MEDIA IN ANY COMBINATION. ADJUSTABLE DIVIDERS HOLD:

4MM TAPES	DVCAM	16MM ROLL FILE	DAT
DVD	35MM ROLL FILE	MINI DVC	BETACAM
MICROFICHE	8MM TAPES	CD	APERTURE CARDS
AUDIO CASSETTES	VHS (SLEEVE)	HI8MP	VHS (CASE)

# XPRESSIONS™

GLASS TOP DRAFTING TABLE



- tempered glass surface
- use dry erase marker on surface to take notes
- adjustable angle
- steel tube frame with powder coat finish







SPECS

**MODEL NUMBER** 3966TG     **W x D x H**  
40<sup>3</sup>/<sub>4</sub> x 23<sup>3</sup>/<sub>4</sub> x 31<sup>1</sup>/<sub>2</sub>"



# PRECISION DRAFTING TABLE

- steel base with four-post design and stabilizing bars
- includes 12½ x 29¾" tool drawer with lock and 38¼ x 28¾" reference drawer
- 1" non-glare boards
- angle adjustable up to 50° without tools
- green laminate finish with smooth edges
- base and tops sold separately

3962 IS  
GREENGUARD  
CERTIFIED



## SPECS

MODEL NUMBER	DESCRIPTION	COLOR	W x D x H
3962GR	BASE	GRAY	40¾ x 23¾ x 31½"
3952	TOP	GREEN	60 x 37½ x 1"
3953	TOP	GREEN	72 x 37½ x 1"

# PLANMASTER HEIGHT-ADJUSTABLE DRAFTING TABLE

- provides height and angle adjustment of traditional 4-post table
- raise with spring-assisted mechanism
- adjusts from 29½" to 37½" in height
- top angle adjusts up to 50°
- heavy-duty steel base
- compatible with both 48" and 60" tops
- base and top ship separately

3957 IS  
GREENGUARD  
CERTIFIED



## SPECS

MODEL NUMBER	DESCRIPTION	COLOR	W x D x H
3957	BASE	BLACK	43 x 29½ x 29½-37½"
3948	TOP	WHITE	60 x 37½ x ¾"
3951	TOP	WHITE	48 x 36 x ¾"

# HORIZON FOLDING DRAWING TABLE

- folds down to 6⅝" wide
- base elevates from 29" to 45" high
- top tilts with easy access knobs up to 50°
- wide-set, tubular steel base design
- ¾" thick melamine tops available in two sizes
- base and top ship separately

3961 IS  
GREENGUARD  
CERTIFIED



## SPECS

MODEL NUMBER	DESCRIPTION	COLOR	W x D x H
3961	BASE	BLACK	31½ x 26½ x 29-45"
3951	TOP	WHITE	48 x 36 x ¾"

## VISTA DRAWING TABLE



- lightweight tubular steel
- height adjusts from 31¼" to 47"
- top tilts up to 45°
- full-width footrest
- ¾" thick melamine tops available in two sizes
- base and top ship separately

3960 IS  
GREENGUARD  
CERTIFIED



### SPECS

MODEL NUMBER	DESCRIPTION	COLOR	W x D x H
3960	BASE	WHITE	32¼ x 27½ x 31¼-47"
3951	TOP	WHITE	48 x 36 x ¾"


## HEIGHT-ADJUSTABLE SPLIT-LEVEL DRAFTING TABLE

- adjust to sit or stand
- height adjusts from 26" to 37¼"
- top tilts up to 50°
- steel frame and wood grain melamine top




### SPECS

MODEL NUMBER	DESCRIPTION	COLOR	OVERALL W x D x H	TOP W x D	SIDE W x D	TILTABLE TOP W x D
3965MO	SPLIT-LEVEL WORKSTATION	MEDIUM OAK	47¼ x 29¾ x 26-37¼"	47¼ x 10"	15¾ x 19¾"	31½ x 19¾"



F A B R I C S



## FABRICADABRA!

This is where the magic happens. Where the furniture you've picked out is dressed up, decked out and given its personality. Choose from dozens of fabric colors, patterns and material grades to create the perfect, unique piece for your office, conference room or wherever you need a good place to sit. It's not magic, it's 100% post-industrial recycled polyester.

### **FABRICS**

GRADE 1	314-317
GRADE 2	317-321
GRADE 3	321-322
GRADE 4	322-323
FABRIC GRADE INFO	324-325
COM POLICY	326-327



# UPHOLSTERY ICON DEFINITIONS



**FIRE RETARDANCY** - Flammability testing determines a fabric's resistance to burning. Passes Cal 117.



**COLORFASTNESS TO WET AND DRY CROCKING** - The rubbing off of color from the fabric onto clothing, hand or other materials and can occur under wet or dry conditions. Passes AATCC 8-1974 Dry Crocking, Class 4 minimum, Wet Crocking, Class 3 minimum.



**COLORFASTNESS TO LIGHT** - The degree to which fabric will retain its color when exposed to light. Passes AATCC 16A-1974 or AATCC 16E-1976, Class 4 minimum at 40 hours. NOTE: Class 4 minimum at 60 hours is recommended for direct sunlight exposure.



**PHYSICAL PROPERTIES** - Brush Pill Test to determine a fabric's pilling, Breaking/Tensile Strength Test determines the ability of a fabric to withstand tension without breaking or tearing. Seam Slippage Test determines the pulling apart of fabrics at the seams. Passes Brush Pill ASTM D3511, 3-4 minimum, Breaking Strength ASTM D3597-D1682-62 (1975) 50 lbs. minimum in warp & welt, Seam Slippage ASTM D3597-D434-75 25 lbs. minimum in warp & welt.




**ABRASION** - The ability of a fabric to withstand damage from wear and rubbing. Passes Heavy Duty Contract ASTM 3597 modified (No. 10 cotton duck); 30,000 double rubs Wyzenbeek Method or ASTM 4966 modified With 21 oz. wt.) 40,000 rubs Martindale Method.



**CRYPTON®** - A specially engineered fabric system with an integrated moisture barrier that is stain, moisture, mildew, bacteria and odor-resistant.

## BASIS / GRADE 01


100% POLYESTER



BA01 RIVER / BA02 STONE / BA03 AMBER / BA04 VINE / BA05 RUBY / BA06 MALLARD / BA07 GARNET / BA08 COLONIAL / BA09 INDIGO / BA10 FOG / BA11 AMETHYST / BA12 TWIG / BA13 ONYX

## BENDAY / GRADE 01


100% POLYESTER



BN01 CHALK / BN02 TIMBER / BN03 BEACHGRASS / BN04 SCAMPI / BN05 RIVER / BN06 NEWSPRINT

## CITY PARK / GRADE 01


100% POLYESTER



NOTE: FABRICS ARE SHOWN AT 50% OF ACTUAL SIZE. CP01 BIRCH BARK / CP02 CORK / CP03 WALNUT / CP04 KIWI / CP05 MARIGOLD / CP06 TOMATO / CP07 BLUE MOON / CP08 STEELY GRAY / CP09 DOMINO

DILLON / GRADE 01     


100% POLYURETHANE (PVC FREE)



DL01 LUGGAGE / DL02 BUFF / DL03 JAVA / DL04 SAGE / DL05 FIESTA / DL06 LIPSTICK / DL07 OCEAN / DL08 STRATUS / DL09 BLACK

EXPO / GRADE 01     

100% POLYESTER



EX01 LATTE / EX02 LEMON / EX03 OASIS / EX04 SPROUT / EX05 LEAF / EX06 ZEST / EX07 SKY / EX08 SPIRIT / EX09 FESTIVE / EX10 RASPBERRY / EX11 VIOLA / EX12 FOG / EX13 TUXEDO

FINE TUNE / GRADE 01     

100% POLYESTER



NOTE: FABRICS ARE SHOWN AT 50% OF ACTUAL SIZE. FT01 LUNA / FT02 WHEAT / FT03 COCOA / FT04 HERB / FT05 TANGELO / FT06 RUBY / FT07 INDIGO / FT08 ASH / FT09 ONYX

FUSE / GRADE 01     

65% POST INDUSTRIAL RECYCLED POLYESTER, 35% POST CONSUMER RECYCLED POLYESTER



FS01 PEPPER / FS02 CARMINE / FS03 WALNUT / FS04 CRESS / FS05 LUNAR / FS06 MOREL / FS07 AZUREAN

HIGH COTTON / GRADE 01     

100% POLYESTER



HC01 KHAKI / HC02 COFFEE / HC03 EVERGREEN / HC04 CORDOVAN / HC05 STEEL

# INSIGHT / GRADE 01



100% POLYESTER



IN04 EGGPLANT / IN05 PORT / IN06 BLOND / IN07 FOSSIL / IN08 MIDNIGHT / IN10 PERIWINKLE / IN11 REAL RED / IN12 SUMMIT / IN13 EBONY / IN14 WASABI / IN15 BARK / IN16 SHALE / IN17 PEPPER

# MODA / GRADE 01



85% POLYESTER 13% COTTON




MD02 MEDAL / MD03 DERBY / MD04 TABASCO / MD05 AGAVE / MD06 SHIRAZ / MD07 ONYX / MD08 ANTHEM

# ORIGIN / GRADE 01



100% POLYESTER




OR01 ECO / OR03 SAPPHIRE / OR04 INDIGO / OR05 SODALITE / OR07 AMETHYST / OR09 GARNET / OR10 SYSTEM / OR11 IRON / OR12 STEEL / OR13 JET / OR14 AVALON / OR15 MIKAN / OR16 MALT

# PERK / GRADE 01



100% POLYESTER




PE01 PATRIOT / PE02 SESAME / PE03 CEDAR / PE04 DIJON / PE05 PEWTER / PE06 CABANA / PE07 AUBURN / PE08 CRIMSON / PE09 WALNUT / PE10 REGAL / PE11 FLINT / PE12 EBONY

# TANGENT / GRADE 01



100% POLYESTER



TA01 TOAST / TA02 SUN-DRIED / TA03 CHAMBRAY / TA04 ROULETTE / TA05 GARLAND / TA06 AMBER / TA07 METAL

## VINYL / GRADE 01

100% VIRGIN VINYL



VN01 FOREST GREEN / VN03 ALASKAN NIGHT / VN04 ROYAL BLUE / VN07 BORDEAUX / VN08 ROYAL RED / VN12 MOONBEAM / VN15 CHESTNUT / VN16 ST. THOMAS DUSK / VN17 DOVE / VN18 BLACK / VN19 SNOW WHITE / VN21 OCEAN STORM / VN25 CAPPUCCINO

## WINSLOW / GRADE 01


100% POLYESTER



WI01 PUTTY / WI02 FUDGE / WI03 BLAZE / WI04 DEEP RED / WI05 BLUE CHIP / WI06 MINERAL / WI07 JET

## BEELINE VINYL / GRADE 02


100% POLYURETHANE (PVC FREE)



BL01 PORTOBELLO / BL02 GEYSER / BL03 CORK / BL04 FORGE

## CANTER / GRADE 02


100% POLYURETHANE (PVC FREE)



CE01 ANCHOR / CE02 SAND / CE03 SADDLE / CE04 CHESTNUT / CE05 EARTH / CE06 SAFARI / CE07 ALFALFA / CE09 NIGHT / CE10 MICA / CE12 SABLE / CE13 ONYX / CE14 IRON

## CANYON / GRADE 02

100% VINYL




CA01 CARBON / CA02 CORDOVAN / CA03 FERN / CA04 GREYSTONE / CA05 MUDSLIDE / CA06 NIGHTFALL / CA07 NUGGET / CA08 NUTMEG / CA09 PUMPKIN / CA10 RED ROCK



# CURRENT / GRADE 02


100% POST CONSUMER RECYCLED POLYESTER



CU01 BIRCH / CU02 PECAN / CU03 MOSS / CU04 ESPRESSO

# EPIC / GRADE 02


50% POLYESTER. 32% POST INDUSTRIAL RECYCLED POLYESTER, 18% POST CONSUMER RECYCLED POLYESTER



EP01 PEARL / EP02 KIWI / EP03 AZURE / EP04 SLICE

# FREE / GRADE 02

100% POST CONSUMER RECYCLED POLYESTER



FR01 PLATINUM / FR02 EVENING / FR03 PEARL / FR04 ORBIT

# INFINITY / GRADE 02 NEW


74% POST CONSUMER RECYCLED POLYESTER, 26% POLYESTER ACRYLIC BACKING



IV01 STUCCO / IV02 DOVE / IV03 PUMICE / IV04 LEMONGRASS / IV05 VANILLA / IV06 LINKS / IV07 SABLE / IV08 BARLEY / IV09 ATOLL / IV10 MAIZE / IV11 VINE / IV12 RINSE / IV13 ASTER / IV14 PAPAYA / IV15 BEYOND / IV16 MACINTOSH / IV17 BERRY / IV18 HYACINTH / IV19 ALUMINUM / IV20 TYRIAN / IV21 TERRAIN / IV22 UMBER / IV23 GULL / IV24 PEWTER / IV25 JAVA / IV26 GRAPHITE

# KNACK / GRADE 02

100% POLYESTER




KN01 TEAK / KN02 WAVE / KN03 FRESCO / KN04 FILAMENT



## LINEUP / GRADE 02

100% POST CONSUMER RECYCLED POLYESTER



LI01 SANDSTONE / LI02 FERN / LI03 BALTIC / LI04 SPICE / LI05 PEWTER

## MARATHON / GRADE 02

**NEW**

75% POST CONSUMER RECYCLED POLYESTER, 25% POLYESTER ACRYLIC BACKING



MN01 POLLEN / MN02 SPRITE / MN03 OATS / MN04 WREN / MN05 OZ / MN06 CURRY / MN07 FLAX / MN08 HERB / MN09 CARVEL / MN10 MARIGOLD / MN11 FOLIAGE / MN12 CYAN / MN13 ALERT / MN14 LANTERN / MN15 VIVACIOUS / MN16 FLOURITE / MN17 RAIN / MN18 TOILE / MN19 CHILI / MN20 DEEP / MN21 CLAY / MN22 SUNSET / MN23 TINT / MN24 VIOLET / MN25 RIDGE / MN26 ARBOR / MN27 PINOT / MN28 STORM / MN29 NOIR / MN30 CLOVE

## MILLENNIUM / GRADE 02

**NEW**

85% POST CONSUMER RECYCLED POLYESTER, 15% POLYESTER ACRYLIC BACKING



MM01 CLEAN / MM02 ELECTRIC / MM03 CRISP / MM04 SPARK / MM05 ZINC / MM06 NECTAR / MM07 PERIDOT / MM08 PLATEAU / MM09 SAFARI / MM10 COPPER / MM11 PYRITE / MM12 POOL / MM13 VOYAGE / MM14 AGLOW / MM15 CASCADE / MM16 THRILL / MM17 ORCHID / MM18 COASTAL / MM19 TANZANITE / MM20 AMBER / MM21 SAPPHIRE / MM22 STEEL / MM23 ANCHOR / MM24 MONUMENT / MM25 CAVERN / MM26 CERISE / MM27 MOCHA / MM28 GEODE / MM29 ONYX

## ODYSSEY / GRADE 02

**NEW**

67% POST CONSUMER RECYCLED POLYESTER, 33% POLYESTER ACRYLIC BACKING



OY01 SKIM / OY02 SMITH / OY03 LINEN / OY04 DIJON / OY05 EMERALD / OY06 CRAFT / OY07 LIVELY / OY08 INLET / OY09 CRUISE / OY10 KISS / OY11 PRIMARY / OY12 WESTERN / OY13 AMP / OY14 MARITIME / OY15 INK / OY16 SANGRIA / OY17 CAPTAIN / OY18 TINGE / OY19 NETTLE / OY20 OLIVER / OY21 BREEZE / OY22 CEDAR / OY23 FOSSIL / OY24 RUE / OY25 ALLOY / OY26 ROAST / OY27 OPAQUE / OY28 CARBON / OY29 EGGPLANT / OY30 IRIS

# PERSUASION / GRADE 02

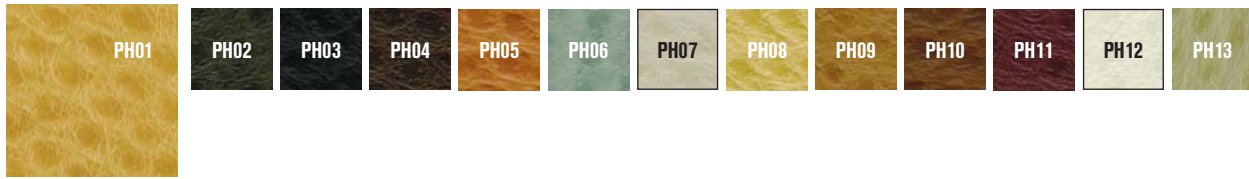
100% VINYL



PR01 ALOE / PR02 AUBERGINE / PR03 AVOCADO / PR04 BEET / PR05 BISQUE / PR06 BLUEBERRY / PR07 BUTTERSCOTCH / PR08 CAFÉ / PR09 CHIFFON / PR10 CHINA RED / PR11 CITRONELLA / PR12 CURRY / PR13 EGGNOG / PR14 IRON / PR15 JALAPENO / PR16 MAIZE / PR17 MATADOR / PR18 MERIDIAN / PR19 ONYX / PR20 PASSION / PR21 PUMPERNICKEL / PR22 SAND / PR23 TAHITI

# PHOENIX VINYL / GRADE 02


100% VINYL



PH01 BISCOTTI / PH02 BLACK FOREST / PH03 CAVIAR / PH04 CHOCOLATE CHIP / PH05 CHUTNEY / PH06 DRIZZLE / PH07 FOG / PH08 LEMONADE / PH09 OCHRE / PH10 OUTBACK / PH11 RUBY / PH12 SNOWFLAKE / PH13 WILLOW

# PROPENSITY / GRADE 02


76% POLYESTER, 24% POST CONSUMER RECYCLED POLYESTER



PP01 CLOUD 9 / PP02 AMBER / PP03 MUSHROOM

# TRADITION / GRADE 02 NEW


72% POST CONSUMER RECYCLED POLYESTER, 28% POLYESTER ACRYLIC BACKING



TN01 SOY / TN02 GRAIN / TN03 SUN / TN04 SPROUT / TN05 ASH / TN06 MILLER / TN07 LATTE / TN08 FROND / TN09 KELLY / TN10 FLIRT / TN11 SOAR / TN12 TANGO / TN13 ISLE / TN14 PEEL / TN15 CLASS / TN16 JAZZ / TN17 SPICED / TN18 WASH / TN19 THEATER / TN20 STERLING / TN21 MIST / TN22 PLATED / TN23 REGAL / TN24 WELD / TN25 BRANCH / TN26 DISTANT / TN27 SLY / TN28 MALBEC / TN29 HIDDEN

# VIA / GRADE 02


69% POST CONSUMER RECYCLED POLYESTER, 31% POLYESTER



VI01 CORNSILK / VI02 KHAKI / VI03 SLATE / VI04 FELDSPAR / VI05 CAYENNE

## VIBE / GRADE 02

100% VINYL



VB01 ALCHEMY / VB02 BALLPOINT / VB03 BLACK CURRANT / VB04 BOMBAY BLUE / VB05 CARIBBEAN / VB06 CITYSCAPE / VB07 CLEMENTINE / VB08 CLOVER / VB09 COCOA / VB10 CORNSILK / VB11 FLAX / VB12 GRASSHOPPER / VB13 INDIAN SUMMER / VB14 IRISH LINEN / VB15 MUSHROOM / VB16 PUNCH / VB17 SUNSET

## WHISPER / GRADE 02


100% VIRGIN VINYL



WH01 SISAL / WH02 KHAKI / WH03 CAMEL / WH04 BRILLIANT WHITE / WH05 BONE / WH06 CAPPUCCINO / WH07 LUGGAGE / WH08 GRAVEL / WH09 ANTELOPE / WH10 ELEPHANT / WH11 CAVERN MOSS / WH12 GREEN TEA / WH13 FOREST / WH14 LODEN / WH15 ANTHRACITE / WH16 PATINA / WH17 CERULEAN / WH18 NAVY / WH19 CINNAMON / WH20 SALSA / WH21 BORDEAUX / WH22 MERLOT / WH23 CHARCOAL / WH24 BLACK / WH25 NIGHTSHADE

## AMUSE / GRADE 03

61% POST CONSUMER RECYCLED POLYESTER, 39% POLYESTER



NOTE: FABRICS ARE SHOWN AT 50% OF ACTUAL SIZE. AM01 QUARTZ / AM02 ADMIRAL / AM03 ALLOY

## AVENUE / GRADE 03


100% POST CONSUMER RECYCLED POLYESTER



NOTE: FABRICS ARE SHOWN AT 50% OF ACTUAL SIZE. AV01 CARBON / AV02 GARDEN / AV03 SALSA

## CLANG / GRADE 03

73% POST CONSUMER RECYCLED POLYESTER, 27% POLYESTER



NOTE: FABRICS ARE SHOWN AT 50% OF ACTUAL SIZE. CL01 MALT / CL02 FLINT / CL03 CRESS / CL04 CLOVE / CL05 CLARET / CL06 RAVEN



# EON / GRADE 03



100% POLYURETHANE (PVC FREE)




E001 ARENA / E002 GOLDMINE / E003 FIRE / E004 MINERAL / E005 GROVE / E006 COVE / E007 HUMID / E008 ASCENSION / E009 OMEGA / E010 BLAZE / E011 MYSTERY / E012 TYPOGRAPHIC

# KINNEY / GRADE 03



56% POST CONSUMER RECYCLED POLYESTER, 44% POLYESTER




NOTE: FABRICS ARE SHOWN AT 50% OF ACTUAL SIZE. K101 FRAPPE / K102 VALENTINE / K103 COFFEE / K104 MINERAL / K105 NECTAR / K106 STEEL

# SOLACE / GRADE 03



49% POLYESTER, 41% POST CONSUMER RECYCLED POLYESTER




S001 IVORY / S002 ALMOND / S003 EARTH / S004 CARMINE / S005 PEAR / S006 CELADON / S007 AZUL / S008 LAPIS / S009 GILDED / S010 BLAZE / S011 NICKEL / S012 EBONY

# CHICHI / GRADE 04



58% COTTON 42% POLYESTER




NOTE: FABRICS ARE SHOWN AT 50% OF ACTUAL SIZE. CH01 LEAF / CH02 CHALK / CH03 GARNET

# DAPPER / GRADE 04




58% COTTON 42% POLYESTER



NOTE: FABRICS ARE SHOWN AT 50% OF ACTUAL SIZE. DP01 NICKEL / DP02 NAUTICAL / DP03 CARBON / DP04 SALSA

JAUNTY / GRADE 04      

58% COTTON 42% POLYESTER



NOTE: FABRICS ARE SHOWN AT 50% OF ACTUAL SIZE. JA01 CHESTNUT / JA02 DAWN / JA03 LAPIS / JA04 SLATE / JA05 RED LIGHT / JA06 BURGUNDY

LUSH / GRADE 04      


51% COTTON 49% POLYESTER



NOTE: FABRICS ARE SHOWN AT 50% OF ACTUAL SIZE. LS01 CHAMPAGNE / LS02 CHOCOLATE MINT / LS03 MIST / LS04 DOMINO

NATTY / GRADE 04      


56% COTTON 44% POLYESTER



NOTE: FABRICS ARE SHOWN AT 50% OF ACTUAL SIZE. NA01 LIME / NA02 PUMPKIN / NA03 TEAK / NA04 FOREST / NA05 AQUA / NA06 ROYAL / NA07 NEWSPRINT / NA08 RED / NA09 BERRY

SASSY / GRADE 04      

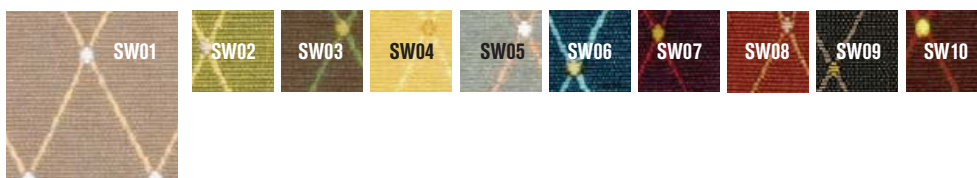
70% POLYESTER 30% RAYON



SS01 SAND / SS02 JUNIPER / SS03 JUNGLE / SS04 LEMON PEEL / SS05 TIDE POOL / SS06 STONEWASH / SS07 MICA / SS08 FIESTA / SS09 MAGENTA

SWANK / GRADE 04      

100% POLYESTER



SW01 BISQUE / SW02 CELERY / SW03 COCOA / SW04 SUNLIGHT / SW05 SPA / SW06 SAPPHIRE / SW07 MIDNIGHT / SW08 POPPY / SW09 CHAR / SW10 RAISIN



# FABRIC GRADE INFORMATION

## GRADE 01

### BASIS / PG. 314

BA01 RIVER  
BA02 STONE  
BA03 AMBER  
BA04 VINE  
BA05 RUBY  
BA06 MALLARD  
BA07 GARNET  
BA08 COLONIAL  
BA09 INDIGO  
BA10 FOG  
BA11 AMETHYST  
BA12 TWIG  
BA13 ONYX

### BENDAY / PG. 314

BN01 CHALK  
BN02 TIMBER  
BN03 BEACHGRASS  
BN04 SCAMPI  
BN05 RIVER  
BN06 NEWSPRINT

### CITY PARK / PG. 314

CP01 BIRCH BARK  
CP02 CORK  
CP03 WALNUT  
CP04 KIWI  
CP05 MARGOLD  
CP06 TOMATO  
CP07 BLUE MOON  
CP08 STEELY GRAY  
CP09 DOMINO

### DILLON / PG. 315

DL01 LUGGAGE  
DL02 BUFF  
DL03 JAVA  
DL04 SAGE  
DL05 FIESTA  
DL06 LIPSTICK  
DL07 OCEAN  
DL08 STRATUS  
DL09 BLACK

### EXPO / PG. 315

EX01 LATTE  
EX02 LEMON  
EX03 OASIS  
EX04 SPROUT  
EX05 LEAF  
EX06 ZEST  
EX07 SKY  
EX08 SPIRIT  
EX09 FESTIVE  
EX10 RASPBERRY  
EX11 VIOLA  
EX12 FOG  
EX13 TUXEDO

### FINE TUNE / PG. 315

FT01 LUNA  
FT02 WHEAT  
FT03 COCOA  
FT04 HERB  
FT05 TANGELO  
FT06 RUBY  
FT07 INDIGO  
FT08 ASH  
FT09 ONYX

### FUSE / PG. 315

FS01 PEPPER  
FS02 CARMINE  
FS03 WALNUT  
FS04 CRESS

FS05 LUNAR  
FS06 MOREL  
FS07 AZUREAN

### HIGH COTTON / PG. 315

HCO1 KHAKI  
HCO2 COFFEE  
HCO3 EVERGREEN  
HCO4 CORDOVAN  
HCO5 STEEL

### INSIGHT / PG. 316

IN04 EGGPLANT  
IN05 PORT  
IN06 BLOND  
IN07 FOSSIL  
IN08 MIDNIGHT  
IN10 PERIWINKLE  
IN11 REAL RED  
IN12 SUMMIT  
IN13 EBONY  
IN14 WASABI  
IN15 BARK  
IN16 SHALE  
IN17 PEPPER

### MODA / PG. 316

MDO2 MEDAL  
MDO3 DERBY  
MDO4 TABASCO  
MDO5 AGAVE  
MDO6 SHIRAZ  
MDO7 ONYX  
MDO8 ANTHEM

### ORIGIN / PG. 316

ORO1 ECO  
ORO3 SAPPHIRE  
ORO4 INDIGO  
ORO5 SODALITE  
ORO7 AMETHYST  
ORO9 GARNET  
OR10 SYSTEM  
OR11 IRON  
OR12 STEEL  
OR13 JET  
OR14 AVALON  
OR15 MIKAN  
OR16 MALT

### PERK / PG. 316

PE01 PATRIOT  
PE02 SESAME  
PE03 CEDAR  
PE04 DIJON  
PE05 PEWTER  
PE06 CABANA  
PE07 AUBURN  
PE08 CRIMSON  
PE09 WALNUT  
PE10 REGAL  
PE11 FLINT  
PE12 EBONY

### TANGENT / PG. 316

TA01 TOAST  
TA02 SUN-DRIED  
TA03 CHAMBRAY  
TA04 ROULETTE  
TA05 GARLAND  
TA06 AMBER  
TA07 METAL

### VINYL / PG. 317

VN01 FOREST GREEN  
VN03 ALASKAN NIGHT  
VN04 ROYAL BLUE  
VN07 BORDEAUX

VN08 ROYAL RED  
VN12 MOONBEAM  
VN15 CHESTNUT  
VN16 ST. THOMAS DUSK  
VN17 DOVE  
VN18 BLACK  
VN19 SNOW WHITE  
VN21 OCEAN STORM  
VN25 CAPPUCCINO

### WINSLOW / PG. 317

WI01 PUTTY  
WI02 FUDGE  
WI03 BLAZE  
WI04 DEEP RED  
WI05 BLUE CHIP  
WI06 MINERAL  
WI07 JET

## GRADE 02

### BEELINE VINYL /

### PG. 317

BL01 PORTOBELLO  
BL02 GEYSER  
BL03 CORK  
BL04 FORGE

### CANTER / PG. 317

CE01 ANCHOR  
CE02 SAND  
CE03 SADDLE  
CE04 CHESTNUT  
CE05 EARTH  
CE06 SAFARI  
CE07 ALFALFA  
CE09 NIGHT  
CE10 MICA  
CE12 SABLE  
CE13 ONYX  
CE14 IRON

### CANYON / PG. 317

CA01 CARBON  
CA02 CORDOVAN  
CA03 FERN  
CA04 GREYSTONE  
CA05 MUDSLIDE  
CA06 NIGHTFALL  
CA07 NUGGET  
CA08 NUTMEG  
CA09 PUMPKIN  
CA10 RED ROCK

### CURRENT / PG. 318

CU01 BIRCH  
CU02 PECAN  
CU03 MOSS  
CU04 ESPRESSO

### EPIC / PG. 318

EP01 PEARL  
EP02 KIWI  
EP03 AZURE  
EP04 SLICE

### FREE / PG. 318

FR01 PLATINUM  
FR02 EVENING  
FR03 PEARL  
FR04 ORBIT

### INFINITY / PG. 318

IY01 STUCCO  
IY02 DOVE  
IY03 PUMICE  
IY04 LEMONGRASS  
IY05 VANILLA  
IY06 LINKS

IY07 SABLE  
IY08 BARLEY  
IY09 ATOLL  
IY10 MAIZE  
IY11 VINE  
IY12 RINSE  
IY13 ASTER  
IY14 PAPAYA  
IY15 BEYOND  
IY16 MACINTOSH  
IY17 BERRY  
IY18 HYACINTH  
IY19 ALUMINUM  
IY20 TYRIAN  
IY21 TERRAIN  
IY22 UMBER  
IY23 GULL  
IY24 PEWTER  
IY25 JAVA  
IY26 GRAPHITE

### KNACK / PG. 318

KN01 TEAK  
KN02 WAVE  
KN03 FRESCO  
KN04 FILAMENT

### LINEUP / PG. 319

LI01 SANDSTONE  
LI02 FERN  
LI03 BALTIC  
LI04 SPICE  
LI05 PEWTER

### MARATHON /

### PG. 319

MN01 POLLEN  
MN02 SPRITE  
MN03 OATS  
MN04 WREN  
MN05 OZ  
MN06 CURRY  
MN07 FLAX  
MN08 HERB  
MN09 CARVEL  
MN10 MARGOLD  
MN11 FOLIAGE  
MN12 CYAN  
MN13 ALERT  
MN14 LANTERN  
MN15 VIVACIOUS  
MN16 FLOURITE  
MN17 RAIN  
MN18 TOILE  
MN19 CHILI  
MN20 DEEP  
MN21 CLAY  
MN22 SUNSET  
MN23 TINT  
MN24 VIOLET  
MN25 RIDGE  
MN26 ARBOR  
MN27 PINOT  
MN28 STORM  
MN29 NOIR  
MN30 CLOVE

### MILLENNIUM /

### PG. 319

MM01 CLEAN  
MM02 ELECTRIC  
MM03 CRISP  
MM04 SPARK  
MM05 ZINC  
MM06 NECTAR

MM07 PERIDOT  
MM08 PLATEAU  
MM09 SAFARI  
MM10 COPPER  
MM11 PYRITE  
MM12 POOL  
MM13 VOYAGE  
MM14 AGLOW  
MM15 CASCADE  
MM16 THRILL  
MM17 ORCHID  
MM18 COASTAL  
MM19 TANZANITE  
MM20 AMBER  
MM21 SAPPHIRE  
MM22 STEEL  
MM23 ANCHOR  
MM24 MONUMENT  
MM25 CAVERN  
MM26 CERISE  
MM27 MOCHA  
MM28 GEODE  
MM29 ONYX

**ODYSSEY / PG. 319**

OY01 SKIM  
OY02 SMITH  
OY03 LINEN  
OY04 DIJON  
OY05 EMERALD  
OY06 CRAFT  
OY07 LIVELY  
OY08 INLET  
OY09 CRUISE  
OY10 KISS  
OY11 PRIMARY  
OY12 WESTERN  
OY13 AMP  
OY14 MARITIME  
OY15 INK  
OY16 SANGRIA  
OY17 CAPTAIN  
OY18 TINGE  
OY19 NETTLE  
OY20 OLIVER  
OY21 BREEZE  
OY22 CEDAR  
OY23 FOSSIL  
OY24 RUE  
OY25 ALLOY  
OY26 ROAST  
OY27 OPAQUE  
OY28 CARBON  
OY29 EGGPLANT  
OY30 IRIS

**PERSUASION / PG. 320**

PRO1 ALOE  
PRO2 AUBERGINE  
PRO3 AVOCADO  
PRO4 BEET  
PRO5 BISQUE  
PRO6 BLUEBERRY  
PRO7 BUTTERSCOTCH  
PRO8 CAFÉ  
PRO9 CHIFFON  
PR10 CHINA RED  
PR11 CITRONELLA  
PR12 CURRY  
PR13 EGGNOG  
PR14 IRON  
PR15 JALAPENO  
PR16 MAIZE

PR17 MATADOR  
PR18 MERIDIAN  
PR19 ONYX  
PR20 PASSION  
PR21 PUMPERNICKEL  
PR22 SAND  
PR23 TAHITI

**PHOENIX VINYL / PG. 320**

PH01 BISCOTTI  
PH02 BLACK FOREST  
PH03 CAVIAR  
PH04 CHOCOLATE CHIP  
PH05 CHUTNEY  
PH06 DRIZZLE  
PH07 FOG  
PH08 LEMONADE  
PH09 OCHRE  
PH10 OUTBACK  
PH11 RUBY  
PH12 SNOWFLAKE  
PH13 WILLOW

**PROPENSITY / PG. 320**

PP01 CLOUD 9  
PP02 AMBER  
PP03 MUSHROOM

**TRADITION / PG. 320**

TN01 SOY  
TN02 GRAIN  
TN03 SUN  
TN04 SPROUT  
TN05 ASH  
TN06 MILLER  
TN07 LATTE  
TN08 FROND  
TN09 KELLY  
TN10 FLIRT  
TN11 SOAR  
TN12 TANGO  
TN13 ISLE  
TN14 PEEL  
TN15 CLASS  
TN16 JAZZ  
TN17 SPICED  
TN18 WASH  
TN19 THEATER  
TN20 STERLING  
TN21 MIST  
TN22 PLATED  
TN23 REGAL  
TN24 WELD  
TN25 BRANCH  
TN26 DISTANT  
TN27 SLY  
TN28 MALBEC  
TN29 HIDDEN

**VIA / PG. 320**

VIO1 CORNSILK  
VIO2 KHAKI  
VIO3 SLATE  
VIO4 FELDSPAR  
VIO5 CAYENNE

**VIBE / PG. 321**

VB01 ALCHEMY  
VB02 BALLPOINT  
VB03 BLACK CURRANT  
VB04 BOMBAY BLUE  
VB05 CARIBBEAN  
VB06 CITYSCAPE  
VB07 CLEMENTINE  
VB08 CLOVER

VB09 COCOA  
VB10 CORNSILK  
VB11 FLAX  
VB12 GRASSHOPPER  
VB13 INDIAN SUMMER  
VB14 IRISH LINEN  
VB15 MUSHROOM  
VB16 PUNCH  
VB17 SUNSET

**WHISPER / PG. 321**

WH01 SISAL  
WH02 KHAKI  
WH03 CAMEL  
WH04 BRILLIANT WHITE  
WH05 BONE  
WH06 CAPPUCCINO  
WH07 LUGGAGE  
WH08 GRAVEL  
WH09 ANTELOPE  
WH10 ELEPHANT  
WH11 CAVERN MOSS  
WH12 GREEN TEA  
WH13 FOREST  
WH14 LODEN  
WH15 ANTHRACITE  
WH16 PATINA  
WH17 CERULEAN  
WH18 NAVY  
WH19 CINNAMON  
WH20 SALSA  
WH21 BORDEAUX  
WH22 MERLOT  
WH23 CHARCOAL  
WH24 BLACK  
WH25 NIGHTSHADE

**GRADE 03**

**AMUSE / PG. 321**

AM01 QUARTZ  
AM02 ADMIRAL  
AM03 ALLOY

**AVENUE / PG. 321**

AV01 CARBON  
AV02 GARDEN  
AV03 SALSA

**CLANG / PG. 321**

CL01 MALT  
CL02 FLINT  
CL03 GRESS  
CL04 CLOVE  
CL05 CLARET  
CL06 RAVEN

**EON / PG. 322**

EO01 ARENA  
EO02 GOLDMINE  
EO03 FIRE  
EO04 MINERAL  
EO05 GROVE  
EO06 COVE  
EO07 HUMID  
EO08 ASCENSION  
EO09 OMEGA  
EO10 BLAZE  
EO11 MYSTERY  
EO12 TYPOGRAPHIC

**KINNEY / PG. 322**

KIO1 FRAPPE  
KIO2 VALENTINE  
KIO3 COFFEE  
KIO4 MINERAL  
KIO5 NECTAR

KIO6 STEEL

**SOLACE / PG. 322**

SO01 IVORY  
SO02 ALMOND  
SO03 EARTH  
SO04 CARMINE  
SO05 PEAR  
SO06 CELADON  
SO07 AZUL  
SO08 LAPIS  
SO09 GILDED  
SO10 BLAZE  
SO11 NICKEL  
SO12 EBONY

**GRADE 04**

**CHICHI / PG. 322**

CH01 LEAF  
CH02 CHALK  
CH03 GARNET

**DAPPER / PG. 322**

DP01 NICKEL  
DP02 NAUTICAL  
DP03 CARBON  
DP04 SALSA

**JAUNTY / PG. 323**

JA01 CHESTNUT  
JA02 DAWN  
JA03 LAPIS  
JA04 SLATE  
JA05 RED LIGHT  
JA06 BURGUNDY

**LUSH / PG. 323**

LS01 CHAMPAGNE  
LS02 CHOCOLATE MINT  
LS03 MIST  
LS04 DOMINO

**NATTY / PG. 323**

NA01 LIME  
NA02 PUMPKIN  
NA03 TEAK  
NA04 FOREST  
NA05 AQUA  
NA06 ROYAL  
NA07 NEWSPRINT  
NA08 RED  
NA09 BERRY

**SASSY / PG. 323**

SS01 SAND  
SS02 JUNIPER  
SS03 JUNGLE  
SS04 LEMON PEEL  
SS05 TIDE POOL  
SS06 STONEWASH  
SS07 MICA  
SS08 FIESTA  
SS09 MAGENTA

**SWANK / PG. 323**

SW01 BISQUE  
SW02 CELERY  
SW03 COCOA  
SW04 SUNLIGHT  
SW05 SPA  
SW06 SAPPHIRE  
SW07 MIDNIGHT  
SW08 POPPY  
SW09 CHAR  
SW10 RAISIN

# FABRIC GRADE PROGRAM SHIPPING INFORMATION

## **GRADE 01: 2 WEEKS\***

Grade 01 fabrics are stocked at our GA location. Our goal is to upholster and ship within 7 to 10 days from the receipt of your order.

## **GRADE 02-04: 3 WEEKS\***

Grade 02, 03 and 04 fabric orders are shipped within 2 to 3 weeks from the receipt of fabric from cut yardage suppliers. This program is subject to fabric availability from the fabric mills.

## **COM: 2-3 WEEKS\***

Upholstery will be scheduled for production and shipment within 2 to 3 weeks after receipt of sufficient quantities of Customer's Own Material (see COM policy for further details).

\*If you are ordering more than 12 units, please inquire as to availability and/or lead time for upholstery.

\*\*If you are selecting multiple fabric grades, your order will price at Grade 3.

# CUSTOMER'S OWN MATERIAL

## **SAFCO COM POLICY**

Contact Customer Care at 1-888-971-6225 for inquiries regarding COM and/or to submit 12 x 12" textile samples, including repeat information. The COM textile must be approved prior to order fulfillment.

Contact Customer Care for logistical details.

## **SUBMITTING COM TEXTILES**

Reference PO # on all textile rolls.

- For non-directional, plain, solid color or non-patterned fabrics, please follow COM yardage requirements as specified under each individual model number in our selection guide.
- For all textiles, please attach a sample of the COM textile to our COM form (see below). Include all information and return to Safco Products as directed by Customer Care for testing and approval. Please include mill specifications regarding fabric.
- Customer Care will notify customer of COM approval.

Upon COM approval, send purchase order to Safco Products Customer Care Department.

1. Purchase orders must include clearly defined COM information including textile name, color, description and textile company name.
2. Orders requesting COM will be placed on "Manufacturing Schedule hold" until the COM textile is received.
3. Upon receipt of COM textile, the order will be released into production and shipped within 2 to 3 weeks.

All COM textiles received at Safco Products must include the following information:

1. Customer's name, address and phone number
2. Purchase order number
3. Any special instructions for application
4. Any flaws in COM must be clearly indicated

COM Directional Fabrics

- Safco may consider some COM fabrics directional that the fabric supplier does not due to the upholstering process Safco uses.
- Application of COM fabric will be upholstered as shown on the COM supplier memo sample or website. Please contact Safco Customer Care for a custom quote if a different pattern/application is desired.
- Arc-Com/CF Stinson/Maharam/Momentum/Ultrafabrics Alliance fabrics will be upholstered as shown on the supplier memo sample or website. Please contact Safco Customer Care for a custom quote if a different pattern/application is desired.

Safco Products is not responsible for yardage submitted to us beyond the required amount. Excess COM textile will be held in-house for 60 days and will be discarded after that time period.

If a customer requires the COM excess yardage returned, they must contact Customer Care at Safco Products to make arrangements. The customer will be responsible for delivery charges.

Safco Products warranties do not apply to Customer's Own Material and Safco Products assumes no responsibility for defects, wear or performance of the Customer's Own Material.

For more information, please contact Safco Products Customer Care at 1-888-971-6225 or go to [www.safcoproducts.com](http://www.safcoproducts.com).

PLEASE SEND ALL COM TEXTILES TO:  
Safco Products Company  
2700 Barrett Lakes Boulevard, Suite 700  
Kennesaw, GA 30144-6896

CUSTOMER'S OWN MATERIAL FORM

(PLEASE PHOTOCOPY)



Dealer/Customer \_\_\_\_\_  
 Contact Name \_\_\_\_\_  
 Address \_\_\_\_\_  
 City/State/Zip \_\_\_\_\_  
 Phone Number \_\_\_\_\_  
 E-mail Address \_\_\_\_\_  
 Fabric Source (Mill) \_\_\_\_\_  
 Mill Phone Number \_\_\_\_\_  
 Fabric Name/Number \_\_\_\_\_  
 Fabric Color \_\_\_\_\_  
 Fabric Content \_\_\_\_\_  
 Pattern Repeat \_\_\_\_\_  
 Total Yardage Shipped \_\_\_\_\_

Date \_\_\_\_\_  
 Purchase Order Number \_\_\_\_\_  
 Model Number \_\_\_\_\_  
 Quantity \_\_\_\_\_

Please check one:  
 \_\_\_\_\_ This form is to request fabric testing  
 \_\_\_\_\_ This form accompanies customer fabric for the referenced PO number.

Application  
 Is there a desired top and bottom to the fabric application? Yes \_\_\_\_\_ No \_\_\_\_\_  
 Is the fabric a stripe or two-color plaid? Yes \_\_\_\_\_ No \_\_\_\_\_  
 If Yes Apply: Horizontal \_\_\_\_\_ Vertical \_\_\_\_\_

Circle and check box for correct application:

Horizontal   Vertical 

TEXTILE SAMPLE: ATTACH SAMPLE TEXTILE CUTTING HERE WITH DESIRED FACE AND DIRECTION DISPLAYED.

top

bottom





Our warranty is a way of pledging excellence in the quality of our products. It is a way of protecting our customers' investments and continuing product improvement. Mostly, our warranty is a way of extending our dedication to our customers.

### LIMITED LIFETIME WARRANTY

Safco warranty obligation: We pledge to repair or replace, at Safco's option, any Safco product or component that is defective in material or workmanship for as long as you, the original purchaser, own it. This warranty is subject to the provisions below.

### LIABILITY LIMITATIONS

The following listed parts, components and supplies are covered under warranty in accordance with the below schedule following the product purchase date.

**Ten Years:** Seating controls, Rumba™, Cha-Cha™ and Electric Height-Adjustable Table series Laminates.

**Five Years:** Glides, casters, and polymer-based electrical components, user-adjustable work surface mechanisms, seating upholstery fabrics, foam, laminates, veneer finishes and other covering materials, drawer glides and power strips.

**Three Years:** Outdoor Products (Entourage™, Evos™, Canmeleon™).

### WARRANTY SUBJECT TO EXCLUSIONS

Exclusions pertaining to this warranty are as follows but are not limited to:

- Product or product components utilized with the intent to rent or lease.
- Freight damages: Safco is not liable for any product damages sustained during shipping or handling operations. Safco provides specific policies and requirements regarding shipping and handling and reserves the right to review and address product distribution matters separately.
- Normal wear and tear.
- Product negligence: A product is not considered defective upon improper installation, or misuse of the product or its components.
- Alterations or attachments to the product that were not approved by Safco.
- All corrugated products or components.

Safco's warranty obligation is limited to normal use upon receipt of our products.

Normal commercial usage for seating is defined as the equivalent of a single shift, forty (40) hour workweek. To the extent that a seating product is used in a manner exceeding this, the applicable warranty period will be reduced in a pro-rata manner.

Models warranted for multiple shifts:

- Task Master® industrial series
- Soft Tough™ series
- WorkFit™ polyurethane series
- Uber™ series
- Alday™ Intensive-Use (500 lbs.)
- Vue™ Intensive-Use (500 lbs.)

### WARRANTY PROCEDURES

Please follow the warranty procedures described below to ensure apt and responsive service.

1. Once a defect has been discovered, the original purchaser must contact Safco immediately (within 30 days of defect detection) with the serial number(s) from the product(s) in question.
2. Upon inspection of the product(s), Safco will collect all relevant information necessary for review of the request.
3. Product replacement, replacement parts and repairs will be authorized by a Customer Care representative if acknowledged to be necessary under product warranty eligibility conditions.

### SPECIFIC LIMITATIONS REGARDING COLOR VARIATIONS, FABRICS AND FINISHES

Natural products have varying grains and colors. Due to such natural variations occurring in materials such as wood and leather, these characteristics are not considered defects. Safco does not warrant the color-fastness or matching of colors, grains or textures of such materials. Materials supplied, selected or provided by the customer (COM) are not warranted.

THERE ARE NO OTHER WARRANTIES, EXPRESSED OR IMPLIED OTHER THAN THOSE CLEARLY STATED HEREIN. ALL OTHER WARRANTIES, EXPRESSED OR IMPLIED, INCLUDING WITHOUT LIMITATION ANY IMPLIED WARRANTY OF MERCHANTABILITY OR OF FITNESS FOR A PARTICULAR PURPOSE ARE DISCLAIMED. Buyer is responsible for freight to and from factory on all warranty claims. Any description of the goods sold here under, including any reference to Buyer's specifications and any description in catalogs, circulars and other written material published by Safco, is the sole purpose of identifying such goods and shall not create an express warranty that the goods shall conform to such description. SAFCO WILL NOT BE LIABLE FOR INCIDENTAL OR CONSEQUENTIAL DAMAGES NOR FOR ANY SUM IN EXCESS OF THE PURCHASE PRICE.



## SEATING / PG. 6-83

### STACK / GUEST PG. 8-34

AGILITY™	18
BOSK™	32
DIAZ™	16
ENTOURAGE™	34
MIJ™	24
MOTO™	26
NICHE™	22
PIQUET™	20
REVE™	10
SAFCO® STACK CHAIR	33
SASSY®	8
SPRY™ GUEST CHAIR	8
SY™	32
THRILL™ GUEST CHAIR	27
VEER™ FLEX	19
VISIT™	30
VUE™	34
VY™	14
XTC®	26
ZIPPI™	27

### BALL CHAIRS PG. 35-37

RUNTZ™ BALL CHAIR	35
ZENERGY™ BALL CHAIR	37

### TASK PG. 38-53

ADATTI™	48
CAVA® URTH™	52
FLAUNT™	45
MEZZO™	49
MOXY™	42
POISE®	46
PRIYA™	47
RAE™	49
SERENITY™	46
SOL™	48
TBD™	38
TEZ™	50
TUVI™	47
VOICET™	40

### BIG & TALL / 24/7 PG. 54-58

ALDAY™	58
OPTIMUS™	55
SERENITY™	56
UBER™	54
VUE™	57

### EXTENDED-HEIGHT PG. 58-63

APPRENTICE II	59
ECONOMY	59
METRO™	61
PRECISION	60
TRENTON	58
TRUE COMFORT GEL™	61
VUE™ HEAVY-DUTY STOOL	62
VUE™ MESH	62
ZIPPI™	63

### STOOLS PG. 63-69

BACKLESS STOOL	68
DIESEL	64
DIESEL STOOL	66
DIESEL STOOL TROLLEY	66
ECONOMY LAB STOOL	67
LAB STOOLS	68
SITSTAR™	63
STAND ALONE	69
STEEL STOOL	67
TASK MASTER® ADJUSTABLE FOOTREST	69
TWO-TIER CHAIR TRUCK	66

### INDUSTRIAL PG. 70-72

SOFT TOUGH™	70
TASK MASTER® INDUSTRIAL SERIES	71
TASK MASTER® WORKBENCH HEIGHT	72
WORKFIT™	71



## TABLES & DESKS / PG. 84-121

### TRAINING / TEAMING PG. 86-103

CHA-CHA™ TABLES	94
CHA-CHA™ TEAMING TABLES	98
IMPROMPTU® FIXED LEG TABLES	92
IMPROMPTU® TRAINING TABLES	90
RSVP™ TABLES	102
RUMBA™ FIXED TABLES	88
RUMBA™ NESTING TABLES	86

### ELECTRIC HEIGHT PG. 104-105

ELECTRIC HEIGHT-ADJUSTABLE TABLE	104
----------------------------------	-----

### OCCASIONAL PG. 106-109

ANYWHERE END TABLES	109
DECORI™ WOOD SIDE TABLES	108
ENTOURAGE™ TABLES	109
GLASS ACCENT TABLES	106
VARI™ ACCENT TABLE	108

### DESKS PG. 110-121

ALPHABETTER® DESKS	119
ALPHABETTER® STOOLS	119
FOLDING COMPUTER TABLE	121
MUV™ ADJUSTABLE-HEIGHT DESKS	112
MUV™ FIXED-HEIGHT DESKS	115
PICCO™ SERIES MOBILE	
COMPUTER DESKS	120
READY-TO-USE COMPUTER DESK	120
REVERSIBLE TOP COMPUTER DESKS	121

SCOOT™ DESKS	116
STUDIO DESKS	110
TABLE DESKS	111
XPRESSIONS™ COMPUTER DESKS	118



## MEETING ESSENTIALS / PG. 122-155

### SCREENS PG. 124-126

IMPROMPTU® SCREENS	126
RUMBA™ COLLABORATION SCREENS	124

### AV CARTS PG. 126-131

IMPROMPTU® AV CART	126
IMPROMPTU® FLAT PANEL TV CARTS	127
MULTIMEDIA & AV CARTS	129
MULTIMEDIA PROJECTOR CART	131
PLASTIC AV ADJUSTABLE TV CART	128
PROJECTOR STANDS	131
SCOOT™ FLAT PANEL	
MULTIMEDIA CARTS	127
SCOOT™ PRESENTATION CART	130
STEEL ADJUSTABLE AV CART WITH CABINET	128
STEEL ADJUSTABLE PROJECTOR CART	130
STEEL WIDE-BODY CART	129

### LECTERNS PG. 132-135

ADJUSTABLE SPEAKER STANDS	135
EXECUTIVE SERIES LECTERNS	134
IMPROMPTU® LECTERNS	133
LECTERNS	132
SCOOT™ MULTI-PURPOSE LECTERN	133
STAND-UP LECTERNS	135

### REFRESHMENT CARTS PG. 136-143

IMPROMPTU® BEVERAGE CARTS	141
IMPROMPTU® REFRESHMENT CARTS	141
ONYX™ BREAK ROOM ORGANIZERS	136
REFRESHMENT CARTS	138
STEEL REFRESHMENT CARTS	140
WOOD REFRESHMENT CARTS	142

### COAT RACKS PG. 144-154

ADJUSTABLE COAT WALL RACKS	151
BAMBOO COAT RACKS	144
BAMBOO WALL RACKS	151
COAT HANGERS	154
COAT RACKS	146
DOOR & PANEL HOOKS	152
GRID COAT RACK	150
IMPROMPTU® COAT WALL RACK WITH HANGERS	148
IMPROMPTU® GARMENT RACKS	147
MAGNETIC COAT HOOKS	154
METAL COAT RACKS	150
MODERN COAT RACKS	145
MODE™ WOOD COAT RACKS WITH UMBRELLA RACK	145
MODE™ WOOD WALL RACK WITH HANGERS	148

NAIL HEAD COAT HOOKS	149
NAIL HEAD COAT RACKS	146
ONYX™ MESH COAT HOOK	152
ONYX™ MESH WALL RACKS	152
PLASTIC COAT HOOKS	153
SHELF RACK WITH HANGERS	149
SIX HOOK COAT RACKS	146
THREE-PART COAT ROOM CHECKS	154
WALL RACK COAT HOOKS	149
WOOD COAT RACKS	144
WOOD WALL RACKS	151

### SIGNS PG. 155

CUSTOMIZABLE SIGNS	155
WRITE WAY® DIRECTIONAL SIGNS	155



## PERSONAL ORGANIZATION / PG. 156-191

## MACHINE STANDS

PG. 158-165

DESK SIDE MACHINE STAND	164
IMPROMPTU® MACHINE STANDS	158
MACHINE STAND WITH SLIDE-AWAY SHELF	162
MACHINE STANDS WITH DROP LEAVES	162
MULTI-PURPOSE STAND	161
MUV™ PRINTER STANDS	159
PICCO™ DUO MOBILE PRINTER STAND	163
SCOOT™ MACHINE STANDS	165
STEEL MACHINE STANDS	161
WAVE PRINTER STANDS	163
WIRE MACHINE STANDS	164
WOOD MACHINE STANDS	160

## DESKTOP ORGANIZERS

PG. 166-184

ADJUSTABLE BOOK RACK - 5 SECTION	183
BAMBOO DESKTOP ACCESSORIES	185
BOOKENDS	183
DELUXE MESSAGE BOARD/NAME PLAQUE	184
DESK RISERS	171
ONYX™ DESKTOP ORGANIZERS	174
ONYX™ MESH CUBES	169
ONYX™ MESH DESK ORGANIZERS	173
ONYX™ MESH OFF-SURFACE SHELF	170
ONYX™ ORGANIZERS	169
SPLASH™ MULTI-COLORED WOOD DESK SETS	172
STEEL COMBINATION RACKS	182
STEEL DESK RACK	183
STEEL DESK TRAY SORTERS	182
STEEL DESKTOP ORGANIZERS	168

SUPPLIES ORGANIZER	168
TELEPHONE ORGANIZER STAND	171
TRADITIONAL WOOD DESKTOP ORGANIZERS	166
VERTICAL DESKTOP SORTERS	167
WIRE CUBES	170
WOOD ADJUSTABLE-COMPARTMENT LITERATURE ORGANIZERS	167
WOOD DESK ACCESSORIES	172
WOOD STACKABLE SORTERS	167

## SUGGESTION BOXES

PG. 184-186

ACRYLIC COLLECTION BOXES	186
CUSTOMIZABLE SUGGESTION BOX	185
CUSTOMIZABLE WOOD SUGGESTION BOXES	185
STEEL SUGGESTION BOX	184
WOOD SUGGESTION BOX	184

## PANEL/WALL ACCESSORIES

PG. 186-191

DESKTOP REFERENCE SYSTEM	191
GRIDWORKS®	191
HIPAA FILE POCKET	188
ONYX™ MAGNETIC MESH PANEL ACCESSORIES	188
ONYX™ MESH WALL POCKETS	187
ONYX™ PANEL ORGANIZERS	189
PANELMATE®	190
SEVEN POCKET LETTER/LEGAL-SIZE STEEL RACK	186
STEEL WALL POCKETS	187
WIRE PANEL ACCESSORIES	189



## ERGONOMICS / PG. 192-207

## LIGHTS PG. 194-195

VAMP™ LED LIGHTS	194
VIVO™ LED LIGHTS	195

## KEYBOARD TRAYS

PG. 196-199

ERGO-COMFORT® LOW PROFILE	196
ERGO-COMFORT® UNDERDESK KEYBOARD DRAWER	199
KNOB-ADJUST KEYBOARD PLATFORMS	196
PREMIER SERIES ADJUSTABLE KEYBOARD PLATFORMS	198

## MONITOR STANDS

PG. 199-200

ONYX™ MESH LAPTOP STAND	199
ONYX™ MESH MONITOR STAND	200

## CPU HOLDERS PG. 202

ERGO-COMFORT® CPU HOLDERS	202
---------------------------	-----

## DOCUMENT HOLDERS

PG. 202

ERGO-COMFORT® READ/WRITE DOCUMENT STANDS	202
ONYX™ MESH DOCUMENT HOLDER	202

## WRIST SUPPORTS PG. 203

SOFTSPOT® PROLINE KEYBOARD WRIST SUPPORT	203
SOFTSPOT® PROLINE MOUSE PAD WRIST SUPPORT	203

## FOOTRESTS PG. 204-205

ERGO-COMFORT® ADJUSTABLE FOOTRESTS	205
FOOT ROCKER FOOTREST	205
REMEDEASE® FOOT CUSHION	204
RETEASE™ ADJUSTABLE FOOTREST	204
STRESS BUSTER™ MASSAGING FOOTREST	204

## BACKRESTS PG. 206-207

MEMORY FOAM LUMBAR SUPPORT BACKREST	207
MESH BACKREST	206
REMEDEASE® BACKRESTS	206
SOFTSPOT®	207



## STORAGE &amp; FILING / PG. 208-247

## MAGAZINE RACKS

PG. 210-215

ACRYLIC MAGAZINE PAMPHLET STANDS	212
CLEAR2C™ MAGAZINE & PAMPHLET DISPLAYS	212
EXPOSE™ MAGAZINE & PAMPHLET DISPLAYS	213
IMPROMPTU® MAGAZINE RACKS	214
IN-VIEW™ WALL MOUNT & FREE STANDING MAGAZINE DISPLAY	213
LUXE™ WALL MOUNT & FREE STANDING MAGAZINE DISPLAYS	210
REVEAL™ MAGAZINE & PAMPHLET DISPLAY	210

## LITERATURE ORGANIZERS

PG. 216-226

BAMBOO MAGAZINE RACKS	217
E-Z STOR®	226

GRID MAGAZINE RACKS	221
LITERATURE ORGANIZER WITH DOORS	224
ONYX™	218
READY-SET-GO!	221
STEEL MAGAZINE RACKS	220
STEEL ROTARY MAGAZINE & BROCHURE RACKS	220
VALUE SORTER®	225
LITERATURE ORGANIZERS	225
WIRE (ECONOMY) MAGAZINE RACKS	222
WIRED DISPLAY RACKS	223
WOOD ADJUSTABLE-COMPARTMENT LITERATURE ORGANIZERS	225
WOOD DISPLAY RACKS	216
WOOD/CORRUGATED LITERATURE ORGANIZERS	224

## MODULAR STORAGE

PG. 228

APRES™ MODULAR STORAGE	228
------------------------	-----

## BOOKCASES PG. 229-232

SCOOT™ BOOKCASES	232
SQUARE-EDGE VENEER BOOKCASES	230
VALUEMATE® BOOKCASES	231
VENEER BABY BOOKCASES	229

## BOOK CARTS PG. 232-233

SCOOT™ BOOK CARTS	233
STEEL SHELF BOOK CARTS	233
WIRE BOOK CART	232

## FILE CARTS PG. 234-245

COMPACT MOBILE FILE CART	243
GO CART™ MOBILE CARTS	245
IMPROMPTU® MOBILE FILES	236
IMPROMPTU® MOBILE STORAGE CENTERS	237
JAZZ™	242
MINI FILE CART	243
MOBILE PROJECT FILES	244

MOBILE STEEL TUB FILES	240
ONYX™ CARTS	239
SCOOT™ MOBILE FILING WITH CUSHIONED SEAT	234
SCOOT™ MOBILE FILES	238
SCOOT™ UTILITY CART - 3 SHELF	245
TWO-TIER COMPACT FILE CART	244
TWO-TIER ROLLING FILE CART	242
WIRE MOBILE FILE	243
WIRE UTILITY CARTS	245

## MAIL CARTS PG. 246

WIRE MAIL CARTS	246
ECONOMY MAIL CARTS	246
SCOOT™ MAIL CARTS	246

## MAILROOM PG. 246-247

WOOD MAIL SORTERS	246
E-Z SORTER® MAIL ROOM FURNITURE	247



## FACILITIES / PG. 248-289

### WASTE RECEPTACLES

PG. 250-273

AT-YOUR-DISPOSAL®	
RECEPTACLE & WASTEBASKET	263
AT-YOUR-DISPOSAL® RECYCLING CENTERS	270
BLACK SPECKLE RECEPTACLES	252
BUBBLE WASTEBASKETS	266
CANMELEON™	258
CHECKS WASTEBASKETS	265
CORRUGATED WASTE RECEPTACLE	262
DESK SIDE RECYCLING RECEPTACLES	273
DOME STEP-ON RECEPTACLES	254
DOME TOP RECEPTACLES	253
DUAL RECYCLING RECEPTACLE	272
ELLIPSE STEP-ON CAN	255
EVOS™ SERIES WASTE RECEPTACLES	260
HALF ROUND RECEPTACLES	271
LARGE CAPACITY PLASTIC STEP-ON RECEPTACLES	257

ONYX™ MESH RECEPTACLES	264
OPEN TOP RECEPTACLE	250
PAPER PITCH	273
PLASTIC STEP-ON RECEPTACLES	257
PUBLIC SQUARE® RECEPTACLES	270
PUSH TOP RECEPTACLES	251
REFLECTIONS BY SAFCO®	250
RIGHT-SIZE RECYCLING STATION	271
ROUND STEP-ON RECEPTACLES	256
ROUND WASTEBASKETS	264
SMOKER RECEPTACLES	262
SQUARE & RECTANGULAR WASTEBASKETS	265
SQUARED STEP-ON CAN	254
STAINLESS STEP-ON RECEPTACLES	256
STEP-ON RECEPTACLE	253
STEP-ON RECEPTACLES	255
TALL ROUND RECYCLING RECEPTACLE	272
TRIFECTA® WASTE RECEPTACLES	268
WOOD WASTE RECEPTACLE	263

### LOCKERS PG. 274-276

STEEL LOCKERS	276
STEEL STORAGE CABINETS	274

### SHELVING PG. 277-282

ARCHIVAL SHELVING	278
BOLTLESS STEEL & PARTICLE BOARD SHELVING	279
BOLTLESS STEEL SHELVING	279
COMMERCIAL WIRE SHELVING	281
HEAVY-DUTY COMMERCIAL STEEL SHELVING	282
HEAVY-DUTY INDUSTRIAL STEEL SHELVING	282
INDUSTRIAL WIRE SHELVING	280
ONYX™ FOLD-UP SHELVING	278
STORAGE BINS	277

### HAND TRUCKS

PG. 283-289

CONTINUOUS HANDLE HAND TRUCK	287
CONVERTIBLE HAND TRUCK	286
FOLD-AWAY™ PLATFORM TRUCKS	289
HIDE-AWAY® CONVERTIBLE TRUCK	285
HIDE-AWAY® HAND TRUCK	285
LOOP HANDLE TRUCK	287
STOW & GO™ CART	284
STOW-AWAY® CRATE	284
STOW-AWAY® HAND TRUCK	283
STOW-AWAY®	
HEAVY-DUTY HAND TRUCK	283
STOW-AWAY® PLATFORM TRUCK	288
TUFF TRUCK™ CONVERTIBLE HAND TRUCK	286
TUFF TRUCK™ ECONOMY HAND TRUCKS	288
TUFF TRUCK™ PLATFORM TRUCKS	289



## ART & ENGINEERING / PG. 290-311

### FLAT FILES

PG. 292-297

FACIL FLAT FILES	296
FLAT FILE ACCESSORIES	295
FLAT FILES - CUSTOM DESIGNER COLOR	294
FLAT FILES - STEEL	292
MASTERFILE 2	297
MASTERFILE 2 ACCESSORIES	297

### VERTICAL FILING

PG. 298-302

ART RACK	299
DROP/LIFT WALL RACK	302
GIANT STACK TRAYS	299
HANGING CLAMPS	302
PIVOT WALL RACK	302
PORTABLE ART & DRAWING PORTFOLIOS	298
TELESCOPING DOCUMENT TUBE	298
VERTICAL FILING SYSTEMS	300

### ROLL FILES

PG. 303-307

DESK SIDE ROLL FILES	304
KD ROLL FILES	306
MOBILE ROLL FILES	306
STEEL ROLL FILES	307
VERTICAL FILE CABINET	303
VERTICAL STORAGE CABINETS	303

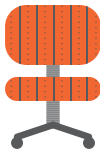
### MULTIMEDIA PG. 307

AUDIO/VIDEO MICROFORM CABINET	307
-------------------------------	-----

### DRAFTING TABLES

PG. 308-311

HEIGHT-ADJUSTABLE	
SPLIT-LEVEL DRAFTING TABLE	311
HORIZON FOLDING DRAWING TABLE	310
PLANMASTER HEIGHT-ADJUSTABLE DRAFTING TABLE	310
PRECISION DRAFTING TABLE	310
VISTA DRAWING TABLE	311
XPRESSIONS™ GLASS TOP DRAFTING TABLE	308



## FABRICS / PG. 312-327

### GRADE 1 PG. 314-317

BASIS	314
BENDAY	314
CITY PARK	314
DILLON	315
EXPO	315
FINE TUNE	315
FUSE	315
HIGH COTTON	315
INSIGHT	316
MODA	316
ORIGIN	316
PERK	316
TANGENT	316

VINYL	317
WINSLOW	317

### GRADE 2 PG. 317-321

BEELINE VINYL	317
CANTER	317
CANYON	317
CURRENT	318
EPIC	318
FREE	318
INFINITY	318
KNACK	318
LINEUP	319
MARATHON	319

MILLENNIUM	319
ODYSSEY	319
PERSUASION	320
PHOENIX VINYL	320
PROPENSITY	320
TRADITION	320
VIA	320
VIBE	321
WHISPER	321

### GRADE 3 PG. 321-322

AMUSE	321
AVENUE	321
CLANG	321

EON	322
KINNEY	322
SOLACE	322

### GRADE 4 PG. 322-323

CHICHI	322
DAPPER	322
JAUNTY	323
LUSH	323
NATY	323
SASSY	323
SWANK	323

PRODUCT#	PAGE	PRODUCT#	PAGE	PRODUCT#	PAGE	PRODUCT#	PAGE	PRODUCT#	PAGE
1000BL	195	1516WLC	229	1908BL	117	2038CY	87	2092GRSL	89
1000CG	195	1581CYC	229	1909BL	105	2038DW	87	2093	89
1000RD	195	1581MHC	229	1909GR	105	2038GR	87	2093CYBL	89
1000WH	195	1581WLC	229	1921CY	115	2039	87	2093CYSL	89
1001SL	194	1582CYC	229	1921MO	115	2039CY	87	2093GRBL	89
1001WH	194	1582MHC	229	1923CY	115	2039DW	87	2093GRSL	89
1201BE	119	1582WLC	229	1923GR	115	2039GR	87	2094	89
1202BE	119	1583CYC	229	1923MO	115	2040	87	2094CYBL	89
1203GR	119	1583MHC	229	1925CY	113	2040CY	87	2094CYSL	89
1204GR	119	1583WLC	229	1925MO	113	2040DW	87	2094GRBL	89
1205BE	119	1584CY	230	1926CY	113	2040GR	87	2094GRSL	89
1205BL	119	1584MH	230	1926MO	113	2041	87	2095	89
1206BE	119	1584WL	230	1927CY	113	2041CY	87	2095CYBL	89
1207BE	119	1600BL	232	1927MO	113	2041DW	87	2095CYSL	89
1208GR	119	1601BL	232	1929CY	113	2041GR	87	2095GRBL	89
1209GR	119	1602BL	232	1929GR	113	2042	87	2095GRSL	89
1212BL	119	1603BL	232	1929MO	113	2042CY	87	2096	89
1501CYC	230	1604BL	232	1930	121	2042DW	87	2096CYBL	89
1501MHC	230	1605BL	232	1931	121	2042GR	87	2096CYSL	89
1501MOC	230	1850CY	160	1933	121	2043	87	2096GRBL	89
1501WLC	230	1850GR	160	1934	121	2043CY	87	2096GRSL	89
1502CYC	230	1850MH	160	1935GR	121	2043DW	87	2097	89
1502MHC	230	1850MO	160	1936TG	118	2043GR	87	2097CYBL	89
1502MOC	230	1851CY	160	1938TG	118	2059BL	99	2097CYSL	89
1502WLC	230	1851GR	160	1939EB	118	2059BL	93	2097GRBL	89
1503CYC	230	1851MH	160	1940BL	118	2059BL	91	2097GRSL	89
1503MHC	230	1851MO	160	1941TG	118	2059BL	89	2105	205
1503MOC	230	1852CY	160	1943BHWH	111	2059BL	87	2106	205
1503WLC	230	1852CY	142	1943BLSL	111	2060BL	93	2119BL	204
1504CYC	230	1852GR	160	1943CYBL	111	2060BL	91	2120BL	204
1504MHC	230	1852GR	142	1950BL	110	2060BL	89	2122BL	205
1504MOC	230	1852MH	160	1950WH	110	2060BL	87	2133BL	197
1504WLC	230	1852MH	142	1951BL	110	2065	91	2135BL	197
1505CYC	230	1852MO	160	1951WH	110	2066	93	2137	197
1505MHC	230	1854GR	160	1953MH	120	2066	91	2143BL	198
1505MOC	230	1855BL	165	1954MH	163	2067	93	2145BL	198
1505WLC	230	1856BL	165	1954MH	120	2067	91	2156	202
1506CYC	230	1857BL	158	2005SL	125	2068	91	2156BL	202
1506MHC	230	1857GR	158	2007GR	125	2069BL	105	2158BL	202
1506MOC	230	1858BL	158	2008GR	125	2069BL	99	2159BL	201
1506WLC	230	1858GR	158	2010PCS	125	2074	93	2159BL	173
1511CYC	229	1859BL	158	2011PCS	125	2075	93	2160BL	173
1511MHC	229	1859GR	158	2012PCS	125	2076BL	93	2161BL	199
1511MOC	229	1860GR	163	2013PCS	125	2076SL	93	2161BL	173
1511WLC	229	1861GR	163	2014WBS	125	2077BL	93	2162BL	179
1512CYC	229	1862BL	158	2015WBS	125	2077SL	93	2163BL	179
1512MHC	229	1862GR	158	2016WBS	125	2084BL	89	2164BL	179
1512MOC	229	1870GR	161	2017WBS	125	2085BL	89	2169BL	180
1512WLC	229	1871GR	161	2021	11	2086BL	89	2170BL	180
1513CYC	229	1872BL	161	2030	91	2086GR	89	2172BL	169
1513MHC	229	1873BL	162	2031	91	2090	89	2173BL	169
1513MOC	229	1874BL	161	2035	87	2090CYBL	89	2175	202
1513WLC	229	1876BL	162	2035CY	87	2090CYSL	89	2176	202
1514CYC	229	1876GR	162	2035DW	87	2090GRBL	89	2196	197
1514MHC	229	1881CY	159	2035GR	87	2090GRSL	89	2204CH	171
1514MOC	229	1881MO	159	2036	87	2091	89	2213	199
1514WLC	229	1882CY	159	2036CY	87	2091CYBL	89	2470	95
1515CYC	229	1882MO	159	2036DW	87	2091CYSL	89	2470CYBL	97
1515MHC	229	1890	105	2036GR	87	2091GRBL	89	2470CYSL	97
1515MOC	229	1891	105	2037	87	2091GRSL	89	2470GRBL	97
1515WLC	229	1892	105	2037CY	87	2092	89	2470GRSL	97
1516CYC	229	1893	105	2037DW	87	2092CYBL	89	2471	95
1516MHC	229	1901MH	120	2037G	87	2092CYSL	89	2472	95
1516MOC	229	1907BL	117	2038	87	2092GRBL	89	2472CYBL	97




PRODUCT#	PAGE	PRODUCT#	PAGE	PRODUCT#	PAGE	PRODUCT#	PAGE	PRODUCT#	PAGE
2472CYSL	97	2531	99	3129BL	182	3432BL	68	3953	310
2472GRBL	97	2532	99	3155BL	183	3433BL	68	3957	310
2472GRSL	97	2533	99	3166BL	182	3434BL	67	3960	311
2473	95	2534	99	3167BL	182	3442GR	61	3961	310
2474	95	2535	99	3168BL	182	3443BL	61	3962GR	310
2474CYBL	97	2550ANBL	101	3170BL	187	3456BL	45	3965MO	311
2474CYSL	97	2550ANSL	101	3171BL	187	3456CM	45	3966TG	309
2474GRBL	97	2550DWBL	101	3172BL	187	3456RD	45	4011	29
2474GRSL	97	2550DWSL	101	3175BL	182	3456WH	45	4013BL	29
2475	95	2551ANBL	101	3185BL	186	3457BL	45	4017	11
2475CYBL	97	2551ANSL	101	3249BL	173	3457CM	45	4018	39
2475CYSL	97	2551DWBL	101	3250BL	175	3457RD	45	4019	41
2475GRBL	97	2551DWSL	101	3251BL	175	3457WH	45	4022	11
2475GRSL	97	2552ANBL	101	3252BL	175	3470BL	46	4039	11
2476	95	2552ANSL	101	3253BL	175	3473BL	46	4049NC	284
2477	95	2552DWBL	101	3254BL	176	3480BL	26	4050	285
2477CYBL	97	2552DWSL	101	3255BL	176	3481BL	26	4053NC	288
2477CYSL	97	2553ANBL	101	3256BL	176	3489NC	54	4054BL	284
2477GRBL	97	2553ANSL	101	3257BL	176	3490BG	54	4055NC	283
2477GRSL	97	2553DWBL	101	3258BL	176	3490BL	54	4061	285
2478	95	2553DWSL	101	3259BL	176	3490BU	54	4062	283
2479	95	2651	103	3260BL	176	3490BV	54	4063	289
2479CYBL	97	2653	103	3261BL	176	3490GR	54	4069	288
2479CYSL	97	2654	103	3262BL	173	3491BG	54	4070	286
2479GRBL	97	2655	103	3263BL	179	3491BL	54	4071	288
2479GRSL	97	2656	103	3264BL	179	3491BU	54	4072	289
2480	95	2660BL	103	3265BL	179	3491BV	54	4077	289
2480CYBL	97	2944BL	273	3266BL	179	3491GR	54	4078	289
2480CYSL	97	2981BL	270	3270BL	180	3492BL	54	4082	9
2480GRBL	97	2981GN	270	3271BL	180	3492BV	54	4083	9
2480GRSL	97	2982BL	270	3272BL	180	3495BL	61	4084R	287
2481	95	2982BR	270	3273BL	180	3496BL	54	4086R	286
2482	95	2983BG	270	3274BL	137	3497	58	4092	287
2482CYBL	97	2983BL	270	3275BL	137	3498BL	54	4100CH	191
2482CYSL	97	2984BL	270	3276BL	137	3499	58	4111BL	213
2482GRBL	97	2984BR	270	3280BL	172	3500BL	56	4113BL	213
2482GRSL	97	2987BL	270	3280BU	172	3501BL	56	4117BL	155
2483	95	2988BL	270	32800R	172	3563BL	32	4118BL	155
2484	95	2989BL	270	3281BL	172	3563BR	32	4128CH	223
2485	95	3008TS	298	3282BL	172	3563RD	32	4129CH	223
2486	95	3009TS	298	3290BL	137	3563WH	32	4132GR	221
2487	95	3011	295	3291BL	137	3590BG	55	4133SL	211
2490SL	109	3012	295	3292BL	137	3590BL	55	4134SL	211
2491AC	109	3013	295	3293BL	137	3590BU	55	4135SL	211
2492AC	109	3030	299	3380BL	60	3590GR	55	4139CH	223
2508	99	3043	306	3385BL	27	3591BL	55	4141BL	184
2509	99	3045	306	3386BL	63	3592BL	55	4148CH	190
2510	99	3053	298	3390BL	59	3602BL	171	4150CH	190
2511	99	3079	305	3391BL	58	3603BL	171	4151CH	190
2512	99	3081	305	3391BV	58	3604BL	170	4156CH	190
2513	99	3082	306	3394BL	62	3626LO	167	4158CH	190
2514	99	3084	305	3394BV	62	3626MH	167	4160	149
2515	99	3088	305	3395BL	62	3641CY	171	4161	149
2516	99	3089	305	3395BV	62	3641NA	171	4162	149
2517	99	3090	305	3397BL	57	3643CY	171	4163BL	146
2518	99	3091	305	3397BV	57	3643NA	171	4163CR	146
2519	99	3094	306	3399BL	58	3671MO	166	4164	149
2520	99	3098	306	3399BL	57	3671MH	166	4165	149
2521	99	3111BL	168	3401BL	60	3692MH	166	4166	152
2522	99	3112BL	168	3401DG	60	3948	310	4167	152
2523	99	3115BL	183	3406BL	60	3951	311	4168BL	146
2528	99	3116BL	183	3420BL	58	3951	310	4168CR	146
2529	99	3127BL	182	3430BL	68	3951	310	4169GR	155
2530	99	3128BL	182	3431BL	68	3952	310	4173BL	155

PRODUCT#	PAGE	PRODUCT#	PAGE	PRODUCT#	PAGE	PRODUCT#	PAGE	PRODUCT#	PAGE
4174GR	155	4227BL	153	4335MO	216	4975TS	293	50026	302
4175BL	188	4228BL	153	4335MH	216	4975WH	293	50036	302
4176BL	188	4229BL	152	4359GR	34	4977	294	50046	302
4177BL	188	4230MO	184	4359GS	34	4977	294	50056	302
4179BL	188	4231	185	4359WH	34	4977BL	293	5009BL	17
4180BL	188	4231	185	4390	23	4977BL	293	5009BV	17
4182	9	4231	184	4390PLBL	23	4977GR	293	5016	302
4182BL	9	4231	184	4390PLSL	23	4977GR	293	5023AH	297
4182GS	9	4232BL	184	4390UPBL	23	4977TS	293	5024AH	297
4182PE	9	4233MO	185	4390UPSL	23	4977TS	293	5025AH	297
4183	9	4234CL	186	4601BL	147	4977WH	293	5026	301
4183BL	9	4235CL	186	4601GR	147	4977WH	293	5030	302
4183GS	9	4236CY	185	4603BL	147	4979	294	5038	303
4183PE	9	4236MH	185	4603GR	147	4979BL	293	5038	301
4184BL	26	4237CY	185	4604BL	148	4979GR	293	5039	303
4184CH	26	4237NA	185	4604GR	148	4979TS	293	5040	303
4185BG	33	4240BL	145	4611CY	144	4979WH	293	5041	303
4185BL	33	4240CY	145	4611NA	144	4980	295	5056	301
4185BU	33	4240MH	145	4620CY	217	4981	295	5059	301
4185CH	33	4245CR	154	4620NA	217	4981	293	5060	301
4187	9	4246CR	154	4622CY	217	4983	295	5070BL	47
4188	33	4247BL	154	4622NA	217	4983	293	5071BL	47
4188	31	4248BL	154	4623CY	217	4986	294	5075BL	47
4188	31	4249NC	154	4623NA	217	4986BL	293	5076BL	47
4189	33	4250WL	154	4624CY	217	4986GR	293	5085BL	41
4190SL	21	4281	25	4624NA	217	4986TS	293	5085CH	41
4190SL	19	4285	18	4641BL	215	4994	294	5085LT	41
4190SL	18	4286BL	19	4641GR	215	4994BLR	293	5086BL	41
4190SL	15	4286BU	19	4642BL	215	4994GRR	293	5090BL	109
4190SL	11	4286GS	19	4642GR	215	4994TSR	293	5090SL	109
4191NC	146	4289	21	4643BL	215	4994WHR	293	5095BL	107
4192NC	146	4290	15	4643GR	215	4995	294	5095WH	107
4193CY	144	4291BL	15	4660BL	221	4995BLR	293	5096WH	108
4193MH	144	4291GS	15	4661BL	221	4995GRR	293	5098CY	108
4194BL	17	4291LA	15	4662BL	221	4995TSR	293	5098MH	108
4194BV	17	4292BL	15	4663BL	150	4995WHR	293	5099CY	108
4195BL	17	4292GS	15	4670BL	189	4996	294	5099MH	108
4195BV	17	4292LA	15	4671BL	189	4996BLR	293	5100	68
4196	17	4295	15	4672BL	189	4996GRR	293	5110	72
4197	17	4295BL	15	4750BL	37	4996TSR	293	5113	72
4198BL	17	4295GS	15	4750CI	37	4996WHR	293	5117	71
4198BV	17	4295LA	15	4750GR	37	4997	294	5120	71
4199BL	66	4298BH	32	4750GS	37	4997	294	5124	69
4200	149	4298CY	32	4750PI	37	4997BLR	293	5126	69
4201	149	4298WG	32	4751BV	37	4997BLR	293	5130	71
4202	149	4310BL	220	4755BL	35	4997GRR	293	5131	72
4203SL	150	4310GR	220	4755GS	35	4997GRR	293	5131	71
4204SL	150	4321BL	220	4755PI	35	4997TSR	293	5131	71
4205SL	150	4321GR	220	4756BV	35	4997TSR	293	5131	70
4212BL	148	4322BL	220	4897	299	4997WHR	293	5132	72
4212MH	148	4322GR	220	4899	299	4997WHR	293	5132	71
4213BL	148	4323BL	220	4931LG	307	4998BLR	294	5132	71
4213MH	148	4323GR	220	4935LG	307	4998BLR	293	5132	70
4214BL	145	4324BL	220	4960	307	4998GRR	293	5132	68
4214CY	145	4324GR	220	4962	307	4998TSR	293	5137	60
4214MH	145	4325BL	220	4969LG	296	4998WHR	293	5138	72
4215BL	146	4325GR	220	4970LG	296	4999	294	5138	71
4216MO	151	4326GR	220	4971LG	296	4999BLR	293	5138	68
4216MH	151	4330CY	216	4972LG	296	4999GRR	293	5138	60
4217MO	151	4330MH	216	4973LG	296	4999TSR	293	5143	72
4217MH	151	4330MO	216	4974LG	296	4999WHR	293	5143	71
4223BL	153	4331CY	216	4975	294	50016	303	5144	72
4224BL	153	4331MH	216	4975BL	293	50016	302	5144	71
4225BL	153	4331MO	216	4975GR	293	50016	301	5183	59

PRODUCT#	PAGE	PRODUCT#	PAGE	PRODUCT#	PAGE	PRODUCT#	PAGE	PRODUCT#	PAGE
5183	59	5337BL	245	5607CL	211	6300BU	46	6806BL	12
5183	58	5338BL	245	5608CL	211	6301BG	46	6806GS	12
5201BL	243	5339BL	245	5609CL	211	6301BL	46	6806LA	12
5201GR	243	5350BL	241	5610CL	211	6301BU	46	6806LT	12
5206BL	164	5351BL	241	5611CL	211	6401BL	152	6807BL	12
5206GR	164	5352BL	240	5612CL	211	6402BL	152	6807LT	12
5207BL	164	5353BL	240	5618CL	211	6403BL	152	6809MH	12
5211BL	239	5357SA	233	5619BL	211	6410BL	154	6809NA	12
5212BL	239	5358SA	233	5621CL	211	6410BL	154	6900	70
5213BL	239	5360BL	240	5622CL	211	6412CY	151	6902	70
5214BL	239	5361BL	240	5640BL	218	6412NA	151	6912	70
5215BL	239	5361PT	240	5641BL	218	6413CY	151	6950	71
5220BL	243	5362BL	241	5642BL	218	6413NA	151	6952	71
5221BL	244	5362PT	241	5651BL	187	6422BL	151	7000	43
5223BL	242	5363BL	241	5652BL	187	6422SL	151	7001	43
5224BL	244	5363PT	241	5653BL	187	6430BL	222	7030	51
5225	301	5364BL	241	5654BL	188	6431BL	222	7030BL	51
5225	244	5364PT	241	5660WH	213	6432BL	222	7030CO	51
5228BL	242	5365BL	241	5661NC	211	6433BL	222	7030TA	51
5235GR	246	5365PT	241	5665CL	212	6450BL	189	7030WA	51
5236GR	246	5370BL	238	5666CL	212	6451BL	189	7031BL	51
5238BL	246	5371BL	238	5667CL	212	6452BL	189	7031CO	51
5239BL	246	5373BL	238	5668CL	212	6453BL	189	7031TA	51
5241BL	281	5374BL	236	5671CL	212	6454BL	189	7031WA	51
5242BL	281	5374GR	236	5673CL	212	6455BL	189	7044BL	27
5243BL	281	5375BL	236	5697CL	211	6460BL	218	7044GN	27
5244BL	279	5375GR	236	5698CL	211	6461BL	218	7044WH	27
5245BL	279	5376BL	237	5702MO	213	6551	297	7045	53
5246BL	279	5376GR	237	5702MH	213	6552	297	7045BG	53
5247BL	279	5377BL	237	5703MO	213	6553	297	7045BL	53
5260	278	5377GR	237	5703MH	213	6554	297	7045BR	53
5261	278	5378BL	237	5704MO	213	6605BL	67	7045BV	53
5276BL	281	5378GR	237	5704MH	213	6605RD	67	7045GN	53
5277BL	243	5380BL	235	5900PI	181	6605SL	67	7045GR	53
5278BL	242	5390BL	245	5901PI	181	6605WH	67	7046	53
5279BL	170	5390GR	245	5902PI	181	6606BL	67	7046BG	53
5283	280	5522GR	276	5903PI	181	6606RD	67	7046BL	53
5285BL	280	5522TN	276	6110BL	277	6606SL	67	7046BR	53
5285GR	280	5523GR	276	6110GR	277	6606WH	67	7046BV	53
5286BL	280	5523TN	276	6111BL	277	6660BL	63	7046GN	53
5286GR	280	5524GR	276	6111GR	277	6660BU	63	7046GR	53
5287BL	280	5524TN	276	6112BL	277	6661BL	63	7047	53
5287GR	280	5525GR	276	6112GR	277	6661BU	63	7047BG	53
5288BL	280	5525TN	276	6175BL	191	6664	65	7047BL	53
5288GR	280	5526GR	276	6240BL	278	6665	65	7047BR	53
5289BL	280	5526TN	276	6244BL	279	6666	66	7047BV	53
5289GR	280	5527GR	276	6245BL	279	6667	66	7047GN	53
5290BL	280	5527TN	276	6246BL	279	6668	65	7047GR	53
5290GR	280	5530GR	275	6247BL	279	6669	65	7063BL	48
5291BL	280	5530TN	275	6250	282	6678	59	7063GN	48
5291GR	280	5531GR	275	6251	282	6680	70	7063WH	48
5292BL	280	5531TN	275	6252	282	6683	71	7064BL	48
5292GR	280	5532GR	275	6253	282	6683	70	7065BL	48
5293BL	280	5532TN	275	6254	282	6689BL	59	7065BR	48
5293GR	280	5577BL	218	6255	282	6748BL	61	7065BV	48
5294BL	280	5578BL	218	6256	282	6803BL	12	7065GR	48
5294GR	280	5579BL	218	6265	282	6803LT	12	7083BL	59
5295BL	280	5600CL	211	6266	282	6804BL	12	7084BV	59
5295GR	280	5601CL	211	6267	282	6804GS	12	7092BL	34
5296BL	280	5602CL	211	6268	282	6804LA	12	7111BL	225
5296GR	280	5603CL	211	6269	282	6804LT	12	7111GR	225
5333BL	232	5604CL	211	6270	282	6805BL	12	7111MO	225
5335BL	233	5605CL	211	6300BG	46	6805LA	12	7121BL	225
5336BL	233	5606CL	211	6300BL	46	6805LT	12	7121GR	225

PRODUCT#	PAGE	PRODUCT#	PAGE	PRODUCT#	PAGE	PRODUCT#	PAGE	PRODUCT#	PAGE
7121MO	225	7753GR	247	9211GRR	227	9470TN	258	9710BL	257
71301	206	7754	246	9211TSR	227	9471NC	258	9710WH	257
7131BL	225	7756BL	247	9221BLR	227	9471TN	258	9716BL	264
7131GR	225	7756GR	247	9221GRR	227	9472NC	258	9717BL	264
7131MO	225	7765BL	246	9221TSR	227	9472TN	258	9718BL	264
71491	206	7765GR	246	92311	204	9473NC	258	9720BL	254
7150BL	207	7766BL	246	9231BLR	227	9473TN	258	9721BL	254
7151BL	207	7766GR	246	9231GRR	227	9474BL	258	9722BL	254
7152BL	207	8510BL	126	9231TSR	227	9474TN	258	9729GR	263
7153BL	206	8510GR	126	9241BLR	227	9475BL	258	9729MO	263
7154BL	207	8511BL	126	9241GRR	227	9475TN	258	9733BL	265
7170BL	231	8511GR	126	9241TSR	227	9476BL	258	9733GR	265
7170CY	231	8912BL	133	9254GR	227	9476TN	258	9740BL	267
7170GR	231	8912GR	133	9264GR	227	9477BL	258	9740GR	267
7170MO	231	8916CY	132	9274GR	227	9477TN	258	9740NC	267
7170SA	231	8916MH	132	9311CY	227	9485BL	258	9745	262
7171BL	231	8916MO	132	9311GR	227	9486TN	258	9790BL	263
7171CY	231	8917CY	132	9311MH	227	9494GR	225	9794BL	270
7171GR	231	8917MH	132	9311MO	227	9494MO	225	9796BL	263
7171MO	231	8917MO	132	9321CY	227	9550BL	269	9798BL	270
7171SA	231	8918CY	135	9321GR	227	9551BL	269	9799BL	263
7172BL	231	8918CY	134	9321MH	227	9552BL	269	9871	250
7172CY	231	8918MH	135	9321MO	227	9553BL	269	9875	250
7172GR	231	8918MH	134	9331CY	227	9560CZ	269	9880	250
7172MO	231	8918MO	135	9331GR	227	9560PA	269	9893	251
7172SA	231	8918MO	134	9331MH	227	9560PC	269	9895	251
7173BL	231	8919CY	134	9331MO	227	9560RE	269	9900RD	255
7173CY	231	8919MH	134	9355CY	224	9560WA	269	9900SS	255
7173GR	231	8921MH	135	9355MH	224	9604BL	264	9900WH	255
7173MO	231	8921MO	135	9355MO	224	9604CH	264	9901RD	255
7173SA	231	8922BL	133	9401MO	224	9604SA	264	9901SS	255
7174BL	231	8926BL	127	9402MO	224	9610CH	264	9901WH	255
7174CY	231	8926GR	127	9403MO	224	9610SA	264	9902RD	255
7174GR	231	8927BL	131	9419CY	167	9612BL	265	9902SS	255
7174MO	231	8927BL	131	9419GR	167	9616BL	265	9902WH	255
7174SA	231	8929BL	131	9419MO	167	9616SA	265	9903SS	255
7195BL	49	8930BL	129	9420CY	167	9618BL	265	9905WH	254
7205BL	49	8932BL	129	9420GR	167	9618CH	265	9920BL	250
7205BU	49	8933BL	129	9420MO	167	9618SA	265	9922BL	257
7205CH	49	8934BL	130	9422GR	225	9632BU	272	9922TN	257
7400	31	8940BL	127	9422MO	225	9634SS	271	9923BL	257
7400BG	31	8941BL	127	9423GR	225	9636BL	253	9923TN	257
7400BL	31	8942BL	126	9423MO	225	9636PT	253	9927BB	273
7400GR	31	8943BL	141	9424GR	225	9636WH	253	9928BB	273
7400NV	31	8943BL	128	9424MO	225	9639BL	253	9931SS	272
7410BG	31	8943GR	141	9430BL	169	9639PT	253	9932	261
7410BL	31	8944BL	128	9431BL	169	9639WH	253	9933	261
7410GR	31	8945BL	130	9432BL	169	9662SS	251	9934	261
7410NV	31	8953GR	142	9440CY	228	9663SS	251	9935	261
7450	31	8953MH	142	9440MH	228	9668	251	9940BL	271
7452	31	8954GR	142	9441CY	228	9669	263	9951BL	253
7452	31	8962CY	142	9441MH	228	9669	251		
7453	31	8962MH	142	9442CY	228	9669	251		
7453	31	8963BL	140	9442MH	228	9675NC	252		
7749BL	247	8964BL	140	9443CY	228	9676NC	252		
7749GR	247	8965BL	140	9443MH	228	9677NC	252		
7750BL	247	8967BL	141	9444CY	228	9681WH	256		
7750CY	247	8967GR	141	9444MH	228	9683WH	256		
7750GR	247	8968SL	139	9445CY	228	9685SS	256		
7751BL	247	8969SL	139	9445MH	228	9686SS	256		
7751GR	247	9000BL	227	9446CY	228	9687SS	256		
7752BL	247	90108	203	9446MH	228	9695	250		
7752GR	247	90208	203	9452MO	168	9696BL	262		
7753BL	247	9211BLR	227	9470NC	258	9698BL	262		





---

---

---

---

---

---

---

---

---

---

---

---

---

---

---

---

---

---

---

---

---

---

---

---

---


---

---

---

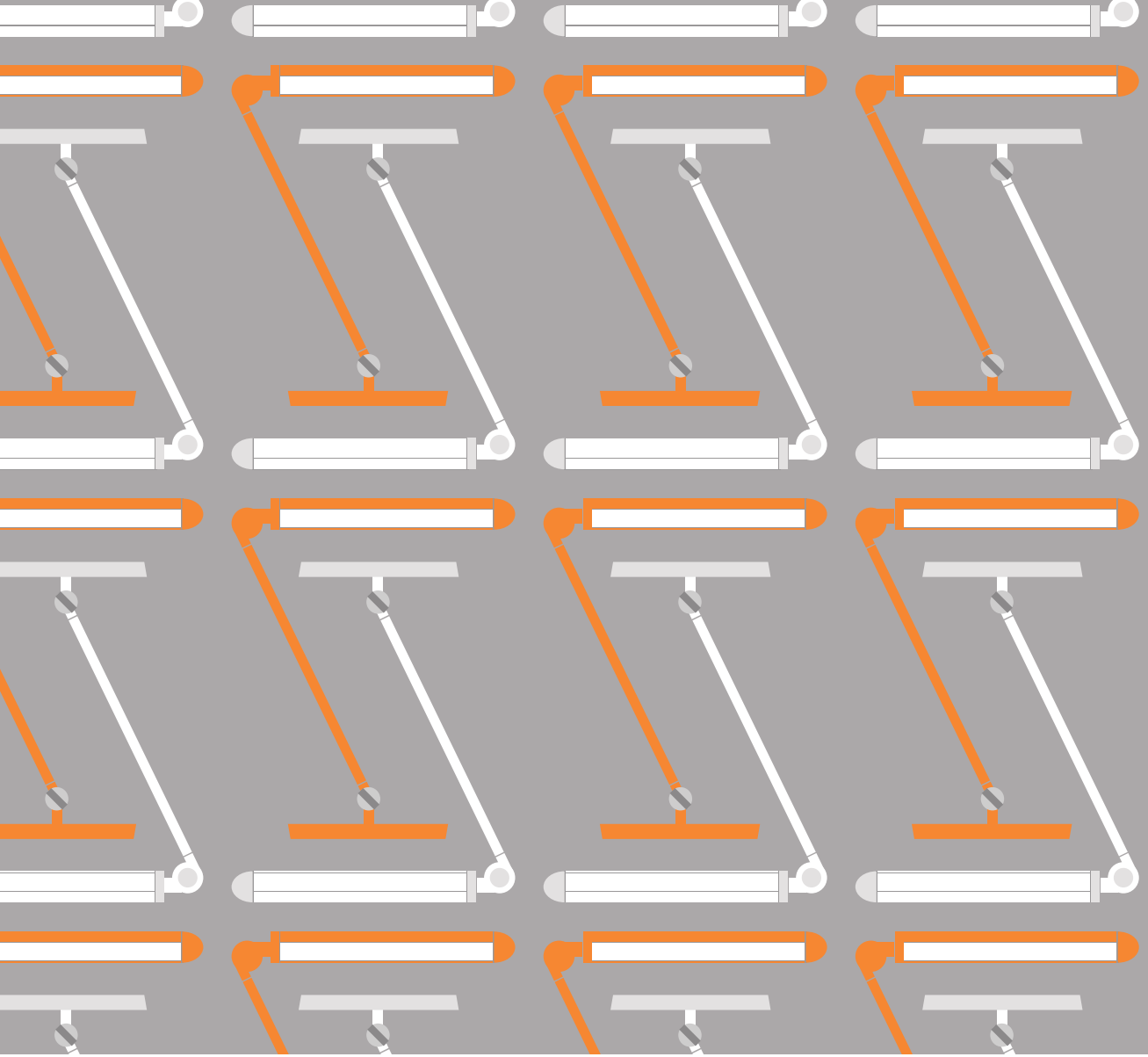
---

---









**Safco Products Company**  
AN LDI SPACES COMPANY

9300 West Research Center Road, Minneapolis, MN 55428  
Customer Service Phone 888-971-6225 Fax 763-971-1525  
Locations in Minneapolis, MN/Headquarters,  
Atlanta, GA, Riverside, CA and Norfolk, VA  
©2015 Safco Products Company. All Rights Reserved.

[WWW.SAFCOPRODUCTS.COM](http://WWW.SAFCOPRODUCTS.COM)

