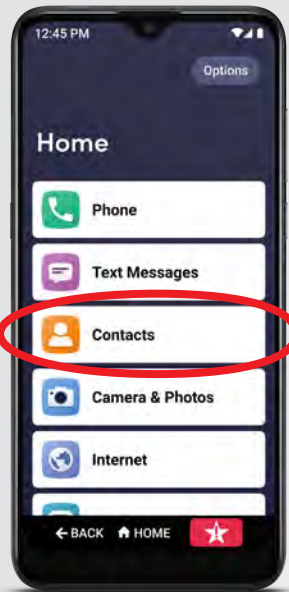
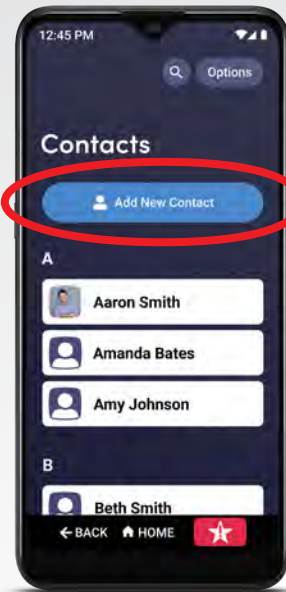


Getting Started

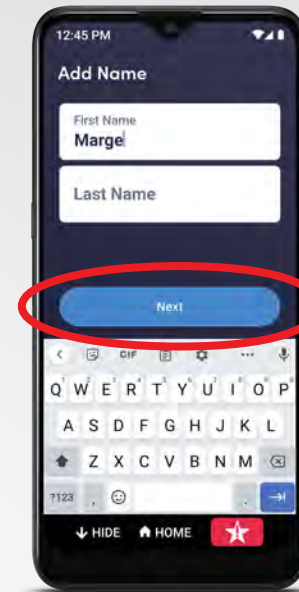
How to Add a Contact



1
On the Home screen, TAP Contacts.



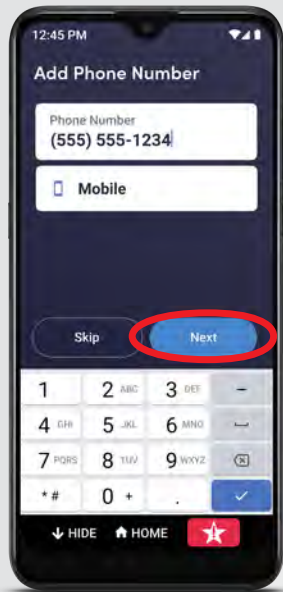
2
TAP Add New Contact.



3
Enter contact's first and last name and TAP Next.

Getting Started

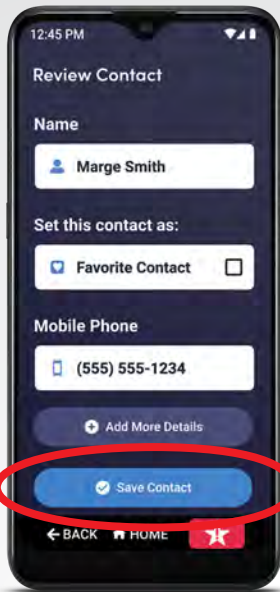
How to Add a Contact (cont.)



4

Enter contact phone number, select a phone type, and TAP **Next**

Note: TAP **Favorite Contact** if you want to keep the person at the top of your Contacts list. TAP **Add More Details** to add an additional phone number, email, or notes.



5

Review the information and TAP **Save Contact**