

# Custom Engraving Services

Custom Engraving Services for AV Connectivity Modules



## CUSTOM ENGRAVING SERVICES

Extron is pleased to offer custom engraving for MAAP™ Mini AV Connectivity Modules, AAP™ AV Connectivity Modules, CCR - Contact Closure Remote, and the CM-5BB five-button control module AAP. You can use the engraving to clearly indicate signal type, input numbers or any other labeling required for making connections clear and easy.

## ENGRAVING SPECIFICATIONS

### Standard Button Letter Size

0.09" / 2.286 mm Tall

### Standard Header Letter Size

0.1" / 2.5 mm Tall

### Standard Text

Engraving is all CAPITAL letters.

### Engraving Color

- White AAP & MAAP modules: Black Engraving
- Black AAP & MAAP modules: White Engraving

### Engraving Process

Letters, numbers, and symbols are laser engraved and then filled with color.

## ORDER INFORMATION

To order engraving for any of the AAP or MAAP modules copy the Engraving Order Forms from the Extron Product Catalog or download PDF versions of these forms from the Extron Web site at <http://www.extron.com/engraving>. Detailed instructions for completing the forms are included in the catalog and in the PDF form.

Submit one Engraving Order Form for every unique module design and every module model ordered. If identical engraving is required on several modules, then submit only one order form for each model number ordered. Be sure to include a purchase order that specifically authorizes purchase of the Extron products as well as the engraving service charges.

## FAX SUBMISSION

Fax your completed engraving order form(s) and your purchase order to Extron at: 714.491.1517. Please complete forms in CAPITALS legibly to best and quickly fill your request.

## E-MAIL SUBMISSION


You can download the PDF version of the order forms from [www.extron.com/engraving](http://www.extron.com/engraving). Complete the form(s) electronically and submit them via e-mail to: [engraving@extron.com](mailto:engraving@extron.com). For assistance or if you have questions about our custom engraving services, please contact an Extron Customer Support Representative.

## ENGRAVING SAMPLES

### Single-Space MAAP Samples



### Double-Space MAAP Samples



MODEL	VERSION DESCRIPTION	PART #	MSRP
Set-up Engrave Engraving	One-time charge .....	97-001-01	\$50
	Per unit charge .....	97-002-01	\$24

Europe  
+31.33.453.4040 / +800.3987.6673  
+31.33.453.4050 FAX

Middle East  
+971.4.299.1800  
+971.4.299.1880 FAX

Asia  
+65.6383.4400 / +800.7339.8766  
+65.6383.4664 FAX

China  
+86.21.3760.1568 / +4000.398766  
+86.21.3760.1566 FAX

Japan  
+81.3.3511.7655  
+81.3.3511.7656 FAX



# SINGLE MAAP MODULE ENGRAVING ORDER FORM

**Customize Your Installation with Your Own Engraved MAAP Module.**

Simply complete the information needed and fax with your purchase order. Feel free to call us for assistance.

## MAAP ENGRAVING ORDER FORM — SINGLE MODULE

**Company Name:** \_\_\_\_\_

**Contact Name:** \_\_\_\_\_

**Phone #:** \_\_\_\_\_

**Fax #:** \_\_\_\_\_

**MAAP Part #:** \_\_\_\_\_

**Quantity:** \_\_\_\_\_

**Customer PO #:** \_\_\_\_\_

**Important Notice:**

- Purchase Orders for custom engraving cannot be cancelled
- All sales are final
- Custom products may not be returned to Extron
- Engraving will be CAPITALIZED
- Engraving position requested may change to best fit on the module

Write only in the fields provided

Customer signature \_\_\_\_\_ Date \_\_\_\_\_

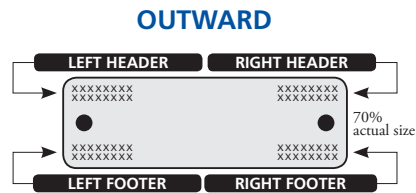
I acknowledge and agree to these terms for my custom engraving order

**Note:** Be sure to specify above the model of the MAAP module to be engraved.

**Select Character Alignment:**

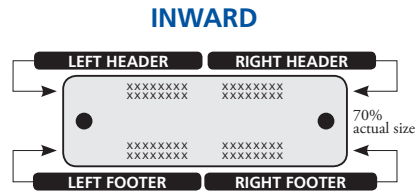
**OUTWARD:** Align characters to the left and the right, respective of Header/Footer chosen.

Characters are engraved closer to module edges.



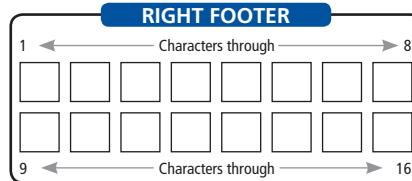
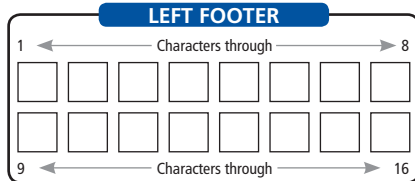
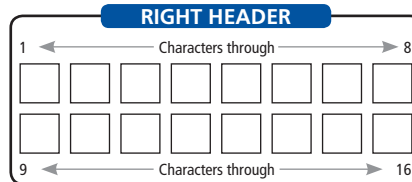
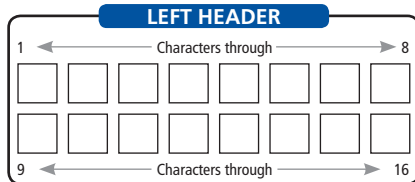
**INWARD:** Align characters closer to connectors where applicable.

Characters are engraved away from module edges



Note: OUTWARD and INWARD options are not applicable to the CENTER HEADER/FOOTER.

Engraved characters are CAPITALIZED.



FAX COMPLETED FORM WITH YOUR ORDER TO: 714.491.1517

**FOR EXTRON INTERNAL USE ONLY**

**EXTRON SO #:** \_\_\_\_\_

**Engineering Reference #:** \_\_\_\_\_

**Sales Representative:** \_\_\_\_\_

# DOUBLE MAAP MODULE ENGRAVING ORDER FORM

**Customize Your Installation with Your Own Engraved MAAP Module.**

Simply complete the information needed and fax with your purchase order. Feel free to call us for assistance.

## MAAP ENGRAVING ORDER FORM — DOUBLE MODULE

**Company Name:** .....

**Contact Name:** .....

**Phone #:** .....

**Fax #:** .....

**MAAP Part #:** .....

**Quantity:** .....

**Customer PO #:** .....

**Important Notice:**

- Purchase Orders for custom engraving cannot be cancelled
- All sales are final
- Custom products may not be returned to Extron
- Engraving will be CAPITALIZED
- Engraving position requested may change to best fit on the module

Customer signature \_\_\_\_\_ Date \_\_\_\_\_  
I acknowledge and agree to these terms for my custom engraving order

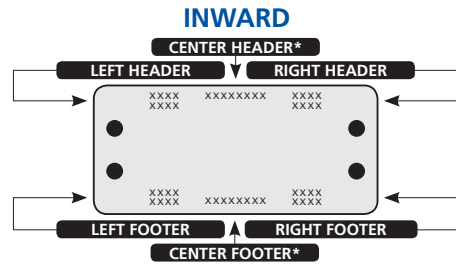
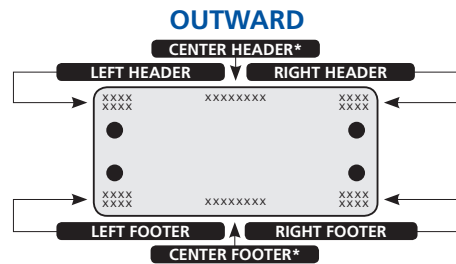
**Note:** Be sure to specify above the model of the MAAP module to be engraved.

\*Center engraving only available on selected models.

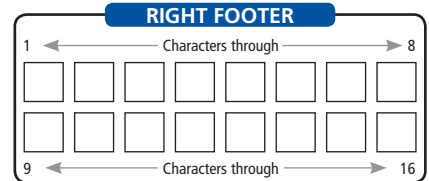
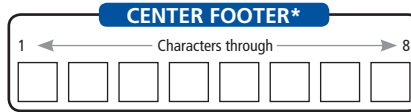
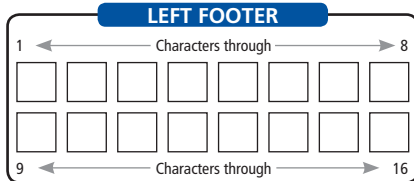
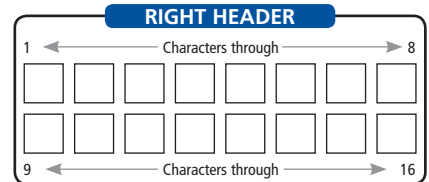
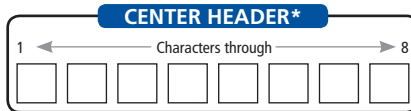
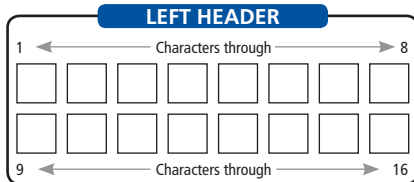
**Select Character Alignment:**

**OUTWARD:** Align characters to the left and the right, respective of Header/Footer chosen.  
Characters are engraved closer to module edges.

**INWARD:** Align characters closer to connectors where applicable.  
Characters are engraved away from module edges



**Engraved characters are CAPITALIZED.**



Note: OUTWARD and INWARD options are not applicable to the CENTER HEADER/FOOTER.

**FAX COMPLETED FORM WITH YOUR ORDER TO: 714.491.1517**

**FOR EXTRON INTERNAL USE ONLY**

**EXTRON SO #:** .....

**Engineering Reference #:** .....

**Sales Representative:** .....

# AAP MODULE ENGRAVING ORDER FORM

**Customize Your Installation with Your Own Engraved AAP Module.**

Simply complete the information needed and fax with your purchase order. Feel free to call us for assistance.

## AAP ENGRAVING ORDER FORM

**Company Name:** .....

**Contact Name:** .....

**Phone #:** .....

**Fax #:** .....

**AAP Part #:** .....

**Quantity:** .....

**Customer PO #:** .....

**Important Notice:**

- Purchase Orders for custom engraving cannot be cancelled
- All sales are final
- Custom products may not be returned to Extron
- Engraving will be CAPITALIZED
- Engraving position requested may change to best fit on the module

Customer signature \_\_\_\_\_ Date \_\_\_\_\_

I acknowledge and agree to these terms for my custom engraving order

**Note:** Be sure to specify above the model of the AAP module to be engraved.

EXAMPLES BELOW ARE FOR REFERENCE ONLY. ACTUAL CONNECTOR(S) AND HEADER/FOOTER AVAILABILITY WILL VARY BY MODEL

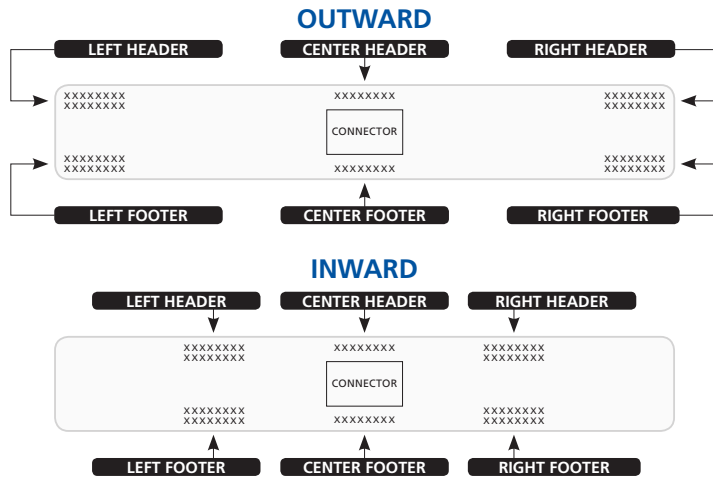
**Select Character Alignment:**

**OUTWARD:** Align characters to the left and the right, respective of Header/Footer chosen.

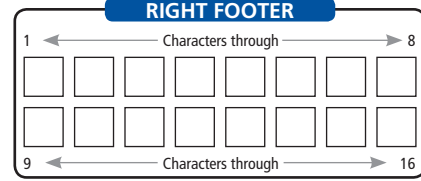
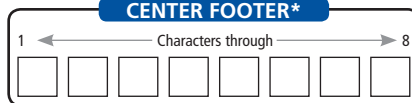
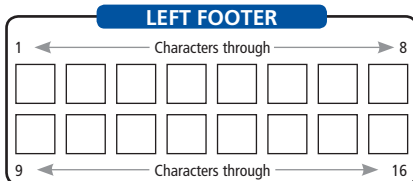
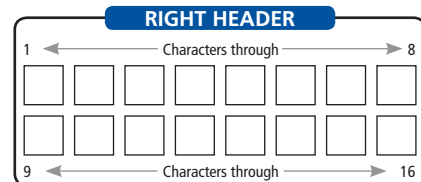
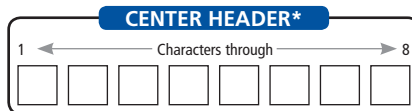
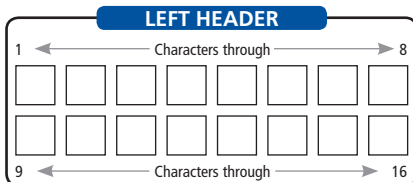
Characters are engraved closer to module edges.

**INWARD:** Align characters closer to connectors where applicable.

Characters are engraved away from module edges



**Engraved characters are CAPITALIZED.**



Note: OUTWARD and INWARD options are not applicable to the CENTER HEADER/FOOTER.

FAX COMPLETED FORM WITH YOUR ORDER TO: 714.491.1517

**FOR EXTRON INTERNAL USE ONLY**

**EXTRON SO #:** .....

**Engineering Reference #:** .....

**Sales Representative:** .....