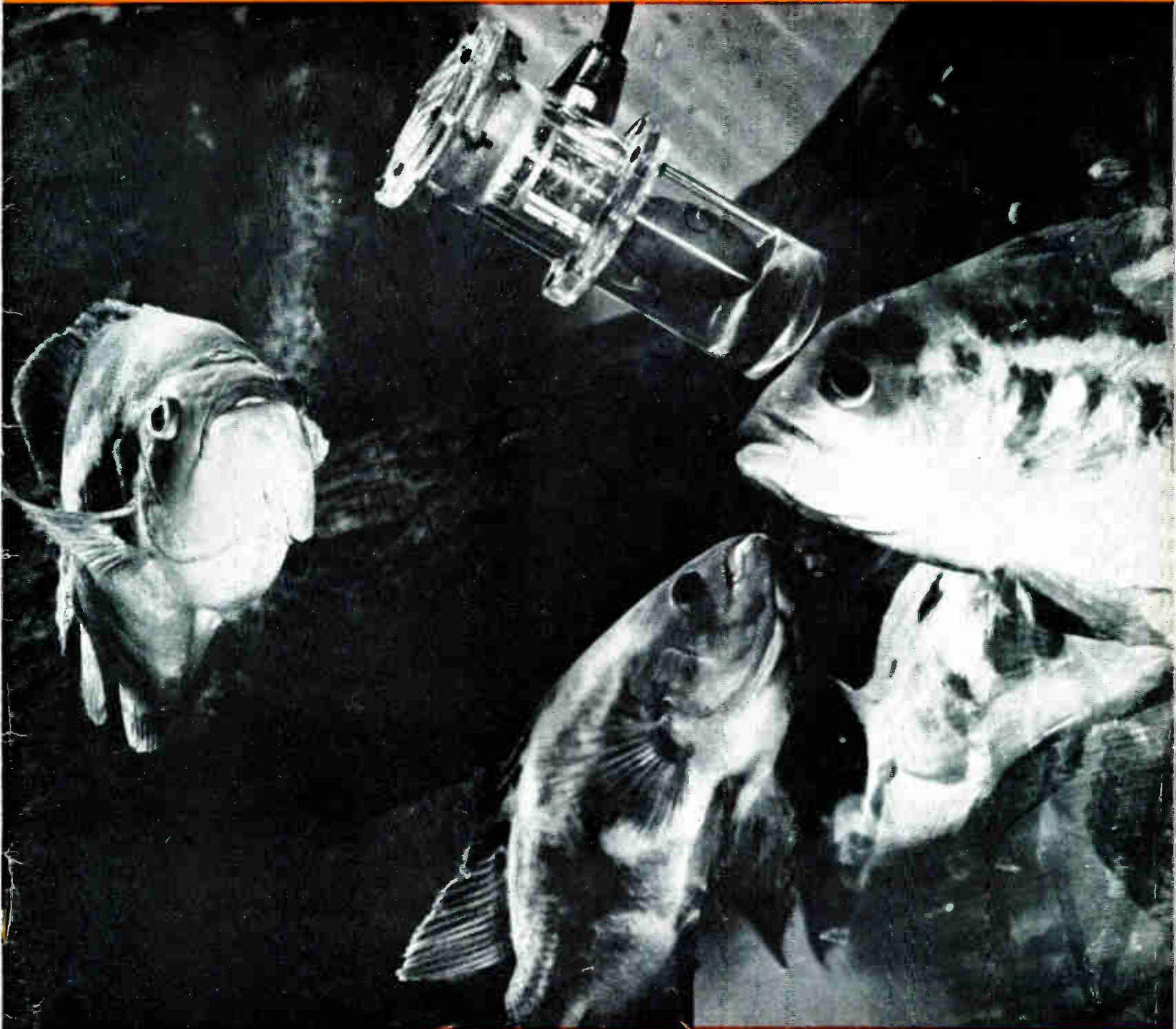


# the TAPE RECORDER

PRICE 1/6

APRIL 1962  
Vol. 4 No. 3

INCORPORATING "SOUND AND CINE"



## IN THIS NUMBER

- Frequency and Wavelength in Tape Recording
- Our Readers Write
- Tape Recorder Service
- Details of New Products
- The Calibration and Use of Test Tapes
- Equipment Reviewed
- Sound and Cine
- These Dealers offer Good Service
- Tape Recorder Workbench
- Audio Festival Details
- News from the World of Tape

# Why pay eighty-one guineas?

Yes, indeed, you may well ask "Why do people continue to pay 81 guineas for a Ferrograph when they can buy a Tape Recorder for less than half this price?" We venture to suggest that those who choose the Ferrograph do so for several sound reasons. Firstly, there are those who have learned from past—and perhaps bitter—experience that low price invariably means a low standard of performance.

How can it be otherwise when price is the manufacturer's main objective?

Then there are those who take pride in the ownership of a product that has achieved a world wide reputation for its excellence—that stands alone for its outstanding performance.

And finally there are those—and this may apply to the majority—who take the trouble to assess the claims and counter-claims of competitive makes in their quest for the truth. To these we say that at no time have we ever indulged in extravagant claims for the Ferrograph.

Instead we have always preferred to state the simple facts and let the instrument speak for itself. And here let us pay a grateful tribute to Ferrograph users who are always so ready to praise our Tape Recorder and demonstrate it to their friends.

Let it be sufficient for us to say that among regular users of the Ferrograph are Broadcasting and Television organisations, H.M. Services, leading personalities in the world of music and drama, educational authorities, explorers and news commentators, and record manufacturing companies. Surely no higher tribute can be paid to Ferrograph quality than the recognition that with so many the final choice depends, not upon price, but upon the more lasting qualities of performance and reputation.



INTERNATIONAL AUDIO FESTIVAL  
ROOM 247, BOOTH 61

#### Series 4A

For conventional Monaural Recording and Playback.

Model 4A/N (3½/7½ i.p.s.) 81 GNS

Model 4A/H (7½/15 i.p.s.) 86 GNS

#### Series 4S

As above but in addition fitted with stereo head to permit playback of pre-recorded stereo tapes through external hi-fi amplifiers and loudspeakers.

Model 4S/N (3½/7½ i.p.s.) 88 GNS

Model 4S/H (7½/15 i.p.s.) 93 GNS

#### Series 420

For Monaural and Stereo recording and playback, with monitoring, re-recording from one track to the other, introduction of echo effects and many other advanced features. Requires power amplifiers and external loudspeakers.

110 GNS

Three Independent Motors · Synchronous Capstan Motor · Recording Level Meter · Brief Stop · Interchangeable Plug-in-Heads  
Switched Speed Change with Compensated Correction Network · Separate Tone Controls · High Fidelity 2½ Watts Output Stage · Uses  
8½" Tape Spools · Gear Driven Turns Counter · Automatic Switch cuts Motors at end of Spool · Endless Loop Cassette (Optional Extra)

The Incomparable **Ferrograph**

THE FERROGRAPH COMPANY LTD.


84, BLACKFRIARS ROAD, LONDON, S.E.1

Telephone: WATERloo 1981

# 2 YEARS FREE SERVICING!!

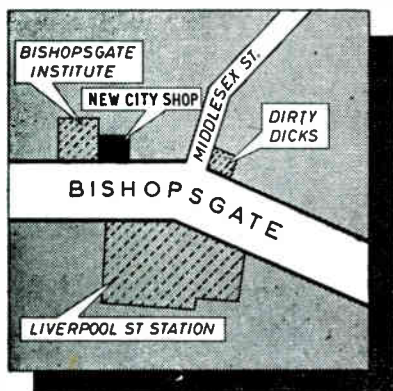
## DON'T BUY A TAPE RECORDER!!!

At least not before carefully considering whom to purchase it from. What can we offer you that makes us so confident you will without the slightest hesitation purchase a tape recorder from one of our Showrooms? As Britain's leading Tape recorder specialists we offer you our exclusive and unique TWO YEARS FREE SERVICING GUARANTEE which ensures that every new tape recorder over £35 purchased from us is serviced absolutely FREE for two whole years. You cannot obtain this unique Guarantee anywhere else and the amazing thing is that you do not have to pay a penny extra for it! Why buy elsewhere when you can obtain a Guarantee which ensures two whole years of worry-free, trouble-free and above all cost-free servicing. Our enthusiastic and experienced Staff will be happy to assist you select from our wonderful range a recorder and accessories to suit your individual requirements and pocket. All equipment available on our easy no fuss Hire Purchase Terms over 9-24 months.



**SPECIALISTS IN**  
FERROGRAPH, VORTEXION, BRENELL,  
REFLECTOGRAPH, GRUNDIG, REPS,  
AMPEX, SONY, OPTOCORD, ETC. ETC

- ★ OVER 250 NEW & LOW-PRICED S/HAND RECORDERS ON DISPLAY ★
- ★ GENEROUS PART EXCHANGES ★ CASH & HP TERMS OVER 9-24 MTHS ★
- ★ HOME DEMONSTRATIONS ★ FREE DELIVERY ★ FREE PAMPHLETS etc ★



### SHOWROOMS

◀ **CITY** 228 BISHOPSGATE, E.C.2 (Opposite Liverpool Street Station) BIS 2609  
Open Mon.-Fri. 9 a.m.-6 p.m. Closed Sat. Open Sun. 9 a.m.-2.30 p.m.

**STRATFORD** 2 MARYLAND STATION, E.15 (adj. Maryland Station)  
(E. Ham and Stratford open all day Saturday) MAR 5879

**EAST HAM** 205 HIGH ST. NTH., E.6 (opp. E. Ham Station) GRA 6543

# CITY & ESSEX TAPE RECORDER CENTRES

Visit the **HEATHKIT DEMONSTRATION**  
AUDIO FAIR WEEK April 26-29



**GRAND HOTEL**  
Southampton Row, London, W.C.1  
Full range of kits will be shown

**TO ALL MUSIC LOVERS AND HI-FI ENTHUSIASTS**

No electronic or soldering experience is necessary to build any Heathkit model: our simple, well illustrated manual guides you step by step. A FREE CATALOGUE of the full range, and detailed specifications of any item, will be gladly sent without obligation on your part, on request.



**TA-IS**  
**TAPE AMPLIFIER UNITS**

**Models TA-IM and TA-IS**  
The monophonic version (TA-IM) can be modified to the stereo version (TA-IS) by modification kit (TA-IC). Special features include the provision of a bias level control; easy-to-read thermometer-type recording level indicators; large printed circuit boards. Both models have identical presentation. **TA-IM £18.2.6**  
**TA-IS £23.6.0** **TA-IC £6.10.0**



**TRUVOX TD-1 Mk. 6 TAPE DECK.** Some of the facilities of this Mono/Stereo Tape Deck are: record; playback; fast-forward; fast reverse; dual braking; two **TRUVOX Mk 6** tracks, side by side. **£29.15.0**  
With **TA-IS** **£52.1.0** With **TA-IM** **£46.17.6**



**COLLARO "STUDIO" TAPE DECK.** Operating speeds: 1 7/8 in., 3 3/4 in. and 7 1/2 in. p.s. Wow and flutter not greater than 0.15% at 7 1/2 in. p.s. **£17.10.0**  
With **TA-IS** **£35.14.0** With **TA-IM** **£30.10.0**

**"MOHICAN" GENERAL COVERAGE RECEIVER Model GC-1U.** Fully transistorised. 4 piezo-electric transmitters. To overcome the problems of alignment, etc. the R.F. "front end" is supplied as a pre-assembled and pre-aligned unit. **£38.15.0**

**GOLDRING-LENCO TRANSCRIPTION RECORD PLAYER Model G.L.58.** Fitted with the G.60 pick-up arm, it has infinitely variable speed adjustment between 33 1/3 and 80 r.p.m. and four fixed speeds. 3 3/4 lb. turntable to reduce rumble, "wow" and "flutter". **£20.12.0**



**AUDIO SIGNAL GENERATOR Model AG-9U.** Delivers up to 10 volts pure sine-wave (less than 0.1% distortion, 20 c/s to 20 kc/s). Decade switch-selected frequencies from 10 to 100,000 c/s. Internal 600 Ohm N/I load, or external. **£19.19.6**

**SUGDEN MOTOR UNIT "CONNOISSEUR".** Heavy duty motor operating at 33 1/3 and 45 r.p.m. Very heavy 12 in. turntable. **£17.1.5**

**'COTSWOLD' SPEAKER SYSTEM**

This is an acoustically designed enclosure 26" x 23" x 14" housing a 12" bass speaker with 2" speech coil, elliptical middle speaker, and a pressure unit to cover the full frequency range of 30-20,000 c/s. Capable of doing justice to the finest programme source, its polar distribution makes it ideal for really Hi-Fi Stereo. Delivered complete with speakers, cross-over unit, level control, Tygan grille cloth, etc. All parts pre-cut and drilled for easy assembly and left "in the white" veneered for finish to personal taste. Assembled weight 61 lb. ... **£21.19.0**




**'THE MALVERN'**

**HI-FI FM TUNER Model FM-4U**  
For your convenience, this model is available as two separately sold units: the Tuning Unit, Model FMT-4U (£3.5.0 inc. P.T.), with IF output of 10.7 Mc/s and the Amplifier Unit, Model FMA-4U (£11.11.0). Built-in power supply; 7 valves. Total ... **£14.16.0**



**FM-4U**



**S33**

**HI-FI STEREO 6-WATT AMPLIFIER Model S-33.** Attractively styled, completely self-contained. Printed circuit makes it easy to build. Only 0.3% distortion at 2 1/2 W/chal. 20 dB N.F.B.; sensitivity 200 mV. U/L output, ganged controls. **£12.8.6**

**HI-FI STEREO 16 WATT AMPLIFIER Model S-88.** Within its power rating, this is the finest stereo amplifier available, regardless of price. 20 mV. basic sensitivity (4 mV. available, 7/6 extra); ganged controls. U/L push-pull output. 0.1% distn. at 6 W/chal. **£26.12.6**



**S88**



**REMOTE XIR-1U**

Designed for use in the business office or the home, the Master unit (XI-1U) can operate up to five Remote units (XIR-1U) which give instant service without warming-up delay. "Private" switch. 9 volt battery operated. Supplied with assembled sapele-mahogany cabinets **XIR-1U £4.3.0**

**TRANSISTOR INTERCOM, Models XI-1U & XIR-1U**

... **XI-1U £10.15.6**



**MASTER XI-1U**



**USC-1**  
**STEREO CONTROL UNIT**

**Model USC-1**  
Push-button selection, accurately matched ganged controls to ±1 dB. Negative feedback rumble and variable low-pass filters. Printed circuit boards. Accepts inputs from most tape heads and any stereo or mono pick-up. **£18.18.6**

**TRANSISTOR PORTABLE RADIO Model UXR-1**

Presented in elegant real hide case with gold relief. Can be assembled in 4 to 6 hours. Pre-aligned I.F. transformers, printed circuit and a 7 in. x 4 in. high-flux speaker. **£14.18.6**



**UXR-1**

**4-wave TRANSISTORISED PORTABLE RADIO Model RSW-1**

Using 7 latest type transistors and three diodes this highly sensitive set is specially designed for Short and Medium wavebands (250-500, 90-200, 18-50 and 11-18 m.). In leather case fitted with retractable whip aerial. **£22.10.0**



**RSW-1**

**HEATHKIT ELECTRONIC WORKSHOPS KIT, Model EW-1.** This new kit will help your boy to understand electronics, by making at least 20 exciting experiments, including Transistor Radios, Intercom Sets, Burglar Alarm, Electric Eye, etc. **£7.18.0**

**POWER AMPLIFIER 12-WATT Model MA-12.** Single channel, ideal for stereo conversion. **£10.19.6**

**HI-FI SPEAKER SYSTEM Model SSU-1.** This kit is easily assembled. It contains twin speakers and balance control in its ducted port reflex cabinet. It is equally suitable for stereo or mono in average room. (Legs £1.1.0). Less legs **£10.17.6**



**SSU-1**

**A WHOLE RANGE OF PACKAGED DEALS (INCLUDING "CONNOISSEUR" TURNTABLE and DECCA fss PICK-UP) NOW AVAILABLE TO SAVE YOU FURTHER MONEY.**

**ALL MODELS ARE ALSO AVAILABLE WIRED TESTED. PRICES ON REQUEST.**

*All prices include free delivery in U.K. Deferred terms available on orders over £10.*

JUST POST THIS COUPON FOR FURTHER INFORMATION

*Without obligation please send me*

★ **FREE BRITISH HEATHKIT CATALOGUE . . .**

**FULL DETAILS OF MODEL(S) . . . . .**

Kindly write below in **BLOCK CAPITALS**

**NAME** .....

**ADDRESS** .....

TICK HERE

\_\_\_\_\_

\_\_\_\_\_

HT4

**SOME OTHER HEATHKIT MODELS AVAILABLE**

World's largest-selling VALVE VOLTMETER	...	Model V-7A	£13.0.0
G/P OSCILLOSCOPE (5 in. Flat-face screen)	...	Model O-12U	£36.10.0
AMATEUR TRANSMITTER	...	Model DX-40U	£32.10.0
VARIABLE FREQUENCY OSCILLATOR	...	Model VF-1U	£11.2.0
TRANSISTOR RADIO for the youngsters	...	Model UJR-1	£2.16.6
RESISTANCE/CAPACITANCE BRIDGE	...	Model C-3U	£8.6.6
AUDIO VALVE MILLIVOLTMETER	...	Model AV-3U	£13.18.6
AUDIO WATTMETER	...	Model AW-1U	£14.14.0

**DAYSTROM LTD., DEPT. HT.4 GLOUCESTER, ENGLAND**

*A member of the Daystrom Group, manufacturers of*

**THE LARGEST-SELLING ELECTRONIC KITS IN THE WORLD**

*You are invited to*  
**STEREO FORTNIGHT**  
*at TeleTape of Marble Arch*

24th APRIL — 5th MAY

**LONDON'S MOST EXCITING  
AUDIO CENTRE**

To coincide with the 1962 Audio Fair, TeleTape are staging a special Stereo Fortnight at their Marble Arch showrooms. This advertisement is your free invitation to see—and hear—this unusual show.

Here's what Stereo Fortnight offers you:

- \* A unique stereo tape demonstration (continuous performance) including fantastic 'headphone stereo'.
- \* A chance to win £100 of tape records of your own choice (mono or stereo) in the TeleTape Stereo Competition.
- \* A free copy of the comprehensive TeleTape catalogue of pre-recorded tapes (all brands).
- \* A tape recorder and high fidelity exhibition, with all leading makes on display.

Be sure you visit TeleTape—Britain's largest tape record and recorder specialists—during Stereo Fortnight. The TeleTape showroom is at 33 Edgware Road, W.2 (two minutes from Marble Arch) and open six days a week and up to 8 p.m. on Fridays.

*Admission is absolutely free.*

FOR PRE-RECORDED TAPES AND TAPE RECORDERS  
visit TeleTape  
**LONDON'S MOST EXCITING AUDIO CENTRE**



**AT TELETAPE NOW!**

The Sensational **SONY 521**  
THE MOST VERSATILE HIGH-QUALITY TAPE  
RECORDER EVER OFFERED!



*Look at these unique features:*

- \* Mono or stereo recording and playback at the press of a button.
- \* 2-track or 4-track at the flick of a switch.
- \* 7½ and 3¾ ips.
- \* Built-in stereo pre-amplifiers, stereo recording amplifiers and stereo playback monitor amplifiers.
- \* Built-in professional mixing facilities.
- \* Automatic cut-off switch at end of playing time.
- \* Advanced 'rim-drive' mechanism... no pulleys or belts to wear out.
- \* Separate channel recording indicator meters.
- \* Two built-in speakers.
- \* Push-button adjustment for characteristic (CCIR and NARTB).
- \* Supplied with two dynamic microphones.
- \* Price 124 gns. complete.

**SONY** Research makes the difference

# TeleTape

TELETAPE OF MARBLE ARCH, 33 EDGWARE ROAD, LONDON, W.2. TEL: PADDINGTON 2924

# EVERYTHING YOU'VE WANTED!

Here, for the real enthusiast, is a new tape recorder to make your dreams come true. Not only does its performance meet the most exacting standards; but it has also brilliant operational refinements which make it a delight to use. Please study some of the highlights of the specification below and then try a TK.40 for yourself. We are proud of it, and are sure you will be too.



## STAR FEATURES

### Three tape speeds

1½, 3½, 7½ i.p.s.

### Frequency response

60 to 10 Kc/s at 1½ i.p.s.  
60 to 15 Kc/s at 3½ i.p.s.  
60 to 18 Kc/s at 7½ i.p.s.

### Wow/Flutter

± 0.1% at 7½ i.p.s.  
± 0.12% at 3½ i.p.s.  
± 0.2% at 1½ i.p.s.

### Four-tracks

Selected by positive piano-type keys.

### Signal to noise ratio

Better than 50 db at 7½ i.p.s.  
Better than 45 db at 3½ and 1½ i.p.s.

### Pressure sling

This, unlike the conventional pad, is flexible and maintains even pressure over the whole surface of the head. It gives better H.F. response and minimises "drop-out" effects.

### Multi-disc clutches

In addition to the normal slipping clutches the TK.40 embodies additional multi-disc clutches to remove excessive tape strain. Using *double-play* tape you can switch immediately from fast-forward to fast rewind or vice versa without tape breakage or stretch.

### Inching

Fast-forward and rewind are controlled by a slider actuating a progressive clutch. Inching is thus unusually easy and accurate. A lock position is also provided.

### Cine-socket

To connect magnetic heads from a cine projector to the TK.40 to record sound films or play back from them.

### Built-in tape cleaner

Retractable, and press-button operated.

### Indicator re-set

The digital indicator is provided with a button for immediate zero re-set.

### Automatic stop

At the end of the tape.

### Remote control

An adaptor is available.

### Mixing facilities

For microphone/pickup and microphone/diode.

### Monitoring

Through loudspeaker when required.

### Synchronous recordings

Output for monitor amplifier provided.

### Superimposition

Push-button provided for adding effects or commentary to existing recordings at will.

**GRUNDIG**

Ask your Grundig Approved Dealer for a demonstration or write to us for an illustrated leaflet.

**TK40**

**75 GUINEAS**  
(INCLUDING MICROPHONE)

**GRUNDIG (Great Britain) LIMITED** NEWLANDS PARK, LONDON, S.E.26.  
(Electronics Division, Gas Purification & Chemical Company Ltd.)

GS. 301/11



## HEAR **ALL** MAKES

See all makes. Dozens of different models, by all well-known makers. They are *all* at the Tape Recorder Centre—the country's leading specialists in tape recording. At the Tape Recorder Centre you can see all makes, hear all makes, compare all makes, on the spot. Experts are on hand with informed advice, based on the wealth of Tape Recorder Centre experience, to make sure you choose the model that is best suited for you (and for your pocket). You will find everything you need for tape recording, office dictation and hi-fi at the Tape Recorder Centre, plus excellent HP terms. Hear all makes, see all makes, at

**THE**  
**T C R**  
**TAPE**  
**RECORDER**  
**CENTRE**

**Philips**  
**Elizabethan**  
**Grundig**  
**Ferrograph**  
**Stella**  
**Vortexion**  
**Brenell**  
**Ampex**  
**Tandberg**  
**etc**

82 High Holborn, London WC1. Tel: CHA 7401 ● 75 Grand Parade, Harringay, London N4. Tel: FIT 2316

# YES! YES! YES!




## INTERNATIONAL triumphant new WyndSOR recorder

There is so much one could say about the new vertical-operating 'INTERNATIONAL' that you should write to us for the colour leaflet to do it justice. Briefly:

Four tracks—two speeds ( $7\frac{1}{2}$ ,  $3\frac{3}{4}$ ), fantastic performance, independent bass and treble controls, 8 in. round speaker (11,000 lines gauss) facing rear, recording level meter with horizontal scale, three inputs, three outputs, output for stereo, monitoring through speaker, switched straight through amplifier, red/green warning lights, tape position indicator, storage space for microphone and six spools, ribbon microphone with flexible column and stand, centrifugal locking nuts for spools, pause control (temporary or lock down).

**75 gns. complete with ribbon microphone and flexible column**

**69 gns. without microphone**



AT THE AUDIO FAIR STAND NO. 32  
DEMONSTRATION ROOM 261

*WyndSOR* RECORDING COMPANY LTD.  
WyndSOR Works, 2 Bellevue Rd., Friern Barnet, London, N.11 Tel: Enterprise 2226/7





## A PROGRAMME

Make the most of your tape recorder  
and your tape recordings. Whatever the  
type of programme you most enjoy  
you'll immediately recognise the consistent,  
uniform quality that you get from  
AUDIOTAPE . . .



## WORTH RECORDING

the extra crispness at the top and the  
extra depth of bass – without the  
loss of the essential middle tones that  
often prove so elusive.  
AUDIOTAPE has only one standard of  
quality – the finest obtainable –



## IS WORTH THE

backed by more than ten years'  
experience in magnetic tape manufacture  
and more than two decades of practical  
experience in the art of sound recording.  
You cannot buy a better tape  
than AUDIOTAPE – it speaks for itself.



## BEST OF TAPES

Available in 5 different types with a  
base material and reel footage to suit  
every requirement. All 5" and 7" reels  
of AUDIOTAPE are supplied on the exclusive  
C-Slot Reel – the fastest threading  
tape reel ever developed.




## AND THE BEST OF TAPES IS

# audiotape

TRADE MARK

*... on the sensational C-SLOT REEL!*



Manufactured by

**AUDIO DEVICES Inc., New York, N.Y.**

Concessionaires to the United Kingdom

**LEE PRODUCTS (G.B.) LIMITED**

10-18 Clifton Street, London, E.C.2.


Telephone: B1Shopsgate 6711 (all lines) Telegrams: Leprod, London



# You buy the future-when you buy

THE **BRILLIANT**

# SIMON SP5



*Cabinet designed by  
LUCAS MELLINGER, A.R.I.B.A., A.M.T.P.I.*

*(above) ready for use and (right) as it looks when carried.  
Note that the handle does double duty as a carrying  
handle, and also as a support in the record/play position.*

Brilliantly designed, brilliantly styled, giving brilliant results—the SIMON SP5 uses well proved techniques and circuitry in a cabinet of revolutionary but functional design. The combination gives superb performance — and an outstanding range of facilities.

**SEE US AT  
THE AUDIO FAIR**

**SEE AND HEAR IT AT YOUR LOCAL DEALERS NOW!**

**To SIMON EQUIPMENT LIMITED  
48 George Street London W1**

Please send me your free leaflet on the new SIMON SP5 and the name of my nearest stockist

NAME .....

ADDRESS .....

- ★ *Seven-inch spools, twin tracks, two speeds, and pause control are features of the ruggedly designed high performance deck*
- ★ *A spectacularly successful cabinet design provides optimum acoustic conditions, efficient ventilation, and easy-operation control panels*
- ★ *Transistors and valves are each used to their best advantage in circuits setting patterns for the future*
- ★ *10" x 6½" speaker with 4" tweeter*
- ★ *Simultaneous monitoring of record signal through loudspeaker or headphones, mixing, fade-in control*
- ★ *Re-recording facilities — transferring the signal from one track to the other with simultaneous mixing of microphone or radio input*
- ★ *Conversion to stereo at minimum cost, using ready-wired circuitry*

# SIMON

## EQUIPMENT LIMITED

**48 George Street London W1**

Telephone: WELbeck 2371

Telegrams: SIMSALE WESDO LONDON

**SEE the shape of the future! HEAR perfection in sound!**

## the truest sound

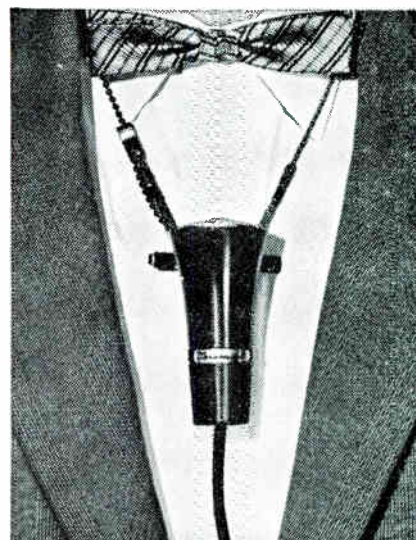
For sound reproduction as it should be—as close as possible to the original—make Shure microphones your unvarying choice. They are the finest for every purpose, years ahead of others in the technical excellence of their design and performance, the most comprehensive range obtainable anywhere.

**Model 545 'Unidyne III'** for public address, tape recording, communications and similar applications requiring compactness with maximum operating efficiency.

**Model 420 'Commando'** can be used indoors or outdoors, for all general-purpose applications. Quality performance at moderate cost.

**Model 540S 'Sonodyne II'** This versatile new microphone features *variable frequency response*, allowing the user to tailor the microphone to the application.

**Model 55SW 'Unidyne'** The most widely used microphone in the world, specified by leading sound engineers and requested by celebrities.



Model 420 'Commando'

The new Shure microphone catalogue is available on application to the address below

**SHURE ELECTRONICS LIMITED**  
84 Blackfriars Road · London SE1  
Telephone: WATerloo 6361

**SHURE**

*Setting the world's standard in sound*



Model 55SW  
'Unidyne'


Model 545  
'Unidyne III'

Model 540S  
'Sonodyne II'

See us on Stand No. 43 at the International Audio Fair from April 26th-29th

HEAR US AT  
**1962** THE INTERNATIONAL  
**AUDIO FESTIVAL**  
 APRIL 26-27-28-29  
 HOTEL RUSSELL - LONDON W.C.2

**Booth 42**  
**Demonstration Room**  
**236**



**YOU'LL KNOW GOOD SOUND  
 WHEN YOU SEE IT!**



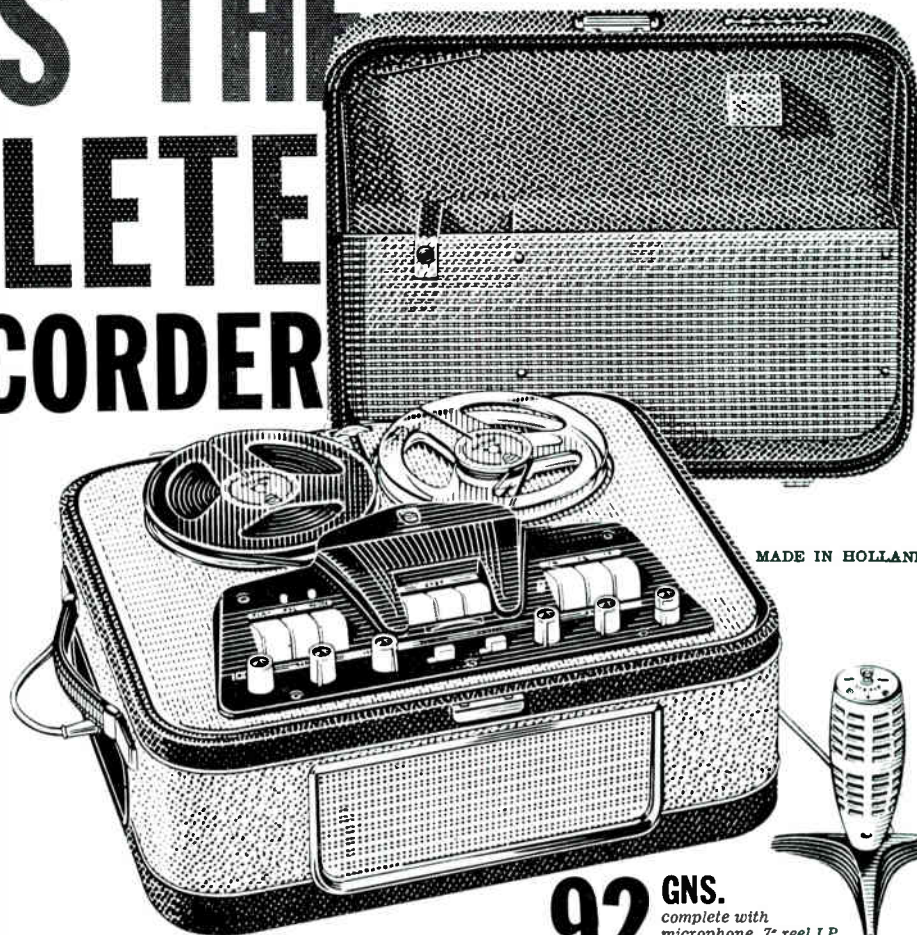
If you've seen "Ben Hur" or "The Guns of Navarone" you'll know what we mean. Both these outstanding films were recorded on Zonastripe — a fact worth remembering when you are buying tape and want to buy the best. Zonatapes are supplied in handsome case bound library containers and are obtainable from most high class radio, music and photographic shops.

*Write for leaflet "The Basis of Every Good Magnetic Recording" and the name of your nearest Zonatape stockist.*

ZONAL FILM (MAGNETIC COATINGS) LTD. ZONAL HOUSE, WESTFIELDS ROAD, LONDON, W.3.

TEL: ACORN 6841

# THIS IS THE COMPLETE TAPE RECORDER



MADE IN HOLLAND

**92 GNS.**  
complete with  
microphone, 7" reel LP  
tape, empty 7" spool,  
connecting leads.




## PHILIPS MODEL EL 3536


Philips De Luxe Tape Recorder, Model EL 3536, is an instrument for the true enthusiast. It makes available—in one superbly designed machine—every worthwhile development in the art of tape recording, including stereo recording and playback. Look at these features: four-track mono recording/playback at three speeds for up to 16 hours' recording on one 7" reel of DP tape; four-track stereo; magic-eye modulation indicator; automatic tape stop; coupled stereo gain controls; wide frequency response and high fidelity reproduction, plus many more.

Philips tape makes every recorder sound better than ever.


**Model EL 3536—the top recorder in the top tape recorder range—can be seen and heard at THE AUDIO FESTIVAL, Hotel Russell, April 26-29—STAND 46 and Demonstration Room 342.**



GREEN  
FOR STANDARD



RED  
FOR LONG-PLAY



BLUE  
FOR DOUBLE-PLAY

PHILIPS ELECTRICAL LTD • ELECTRO ACOUSTICS DIV • CENTURY HOUSE • SHAFTESBURY AVE • LONDON WC2

(PRJ006)

# EMITAPE

captures all the  
right effects

You can still hear the rumble-hiss-whine of a London tram in Covent Garden—it's just one of the 60,000 effects on Emitape at Stagesound, Britain's largest independent effects library. But, if Stagesound keep their tabs on the past, they've also got more than half an ear on the present with a satellite's bleep to match the croak of a klaxon.


All these miles of Emitape at Stagesound keep ITV, commercial radio and film studios well supplied with any effects they may want. Incidentally, Stagesound also supply most of London's West End theatres with alarums, excursions and noises off.

There simply *must not* be any mistakes in this business. That's why Stagesound always use Emitape—the world's finest magnetic recording tape.

**EMI** **Emitape**

E.M.I. TAPE LIMITED, Hayes, Middlesex.

ET30



# the TAPE RECORDER

Editor - - - - - MILES HENSLOW  
 Advertising Editor - - - - - Julian Berrisford  
 News Editor - - - - - Alan Lovell  
 Editorial Offices - - - 99 Mortimer Street, London, W.1  
 Telephone - - - - - MUSEum 3967 to 3969



★  
**EDITORIAL**

MEMBER OF THE  
 AUDIT BUREAU  
 OF CIRCULATIONS

WITH the 1962 Audio Show close at hand, many readers who have been debating the purchase of a tape recorder are, we know, waiting a few weeks longer in order to make sure that they miss nothing. On this score they may be wise, because it is at large gatherings such as this annual event that one meets many people, picks up many odd bits of information, and often finds the right person to provide just the right answers to questions at the right moment. This, indeed, is one of the least appreciated of the many advantages of the show, and one which can often be the most useful.

There will probably not be a spectacular number of new recorders at the show: if there are more than half a dozen from the English manufacturers we shall be surprised. What is to come from overseas will in all probability not be publicised before the doors open—so we may find more new types than we expect from the Continent and from Japan. However, this apparent “decline” in the quantity of new types and models indicates a healthy trend, and not (as might easily be thought) a falling off of interest. The tape recorder industry went through a very unhealthy period fairly recently, which resulted from too much enthusiasm—and not a little greed—on the part of too many people who did not care nearly enough about the quality of what they manufactured. *Anything*, it seemed, would pass for a tape recorder if it had 2 spools, 3 speeds and a reasonably attractive case and price. Many people fell for these products; and, fortunately, their makers soon fell out of the running.

Fewer tape recorders there may well be this year, but better tape recorders there most certainly will be. As the market has narrowed itself down, so are the products improving. Therefore, the visitors to this year's London Audio Festival who come with “tape” as their primary interest, are certain to benefit from their period of deliberation. While they have been waiting, the goods they have been thinking about have been improving!

A word of advice to these potential buyers may not be out of place. We suggest that they make a point of hearing “sound from tape” at its very best. We recommend a visit to the demonstration rooms where the most expensive professional equipment can be seen and heard—E.M.I. for example. Even though the apparatus is astronomically high in price—and completely out of reach, even if the space were available to house it!—the results that can be heard from it are a most valuable yard-stick when making *any* future comparison. They make it possible for the novice to keep his feet on the ground when making up his mind about his own modest purchase at a later date. After hearing the best, he will not fool himself or be fooled (or even unintentionally deceived) by the often ambitious claims made for very ordinary, good, domestic equipment. Such

CONTENTS

	Page
Audio Festival Details ... ..	104
News from the World of Tape ... ..	105
News and Pictures from the Clubs ... ..	106
Frequency and Wavelength in Tape Recording	
By Graham Balmain ... ..	109
These Dealers Offer Good Service ... ..	113
Sound and Cine	
By Richard Golding ... ..	114
Tape Recorder Service	
The Motek K10 Deck	
By H. W. Hellyer ... ..	117
Tape Recorder Workbench (No. 33)	
By A. Bartlett Still ... ..	121
The Calibration and Use of Test Tapes (Part 2)	
By A. Tutchings ... ..	123
Our Readers Write ... ..	127
Details of New Products ... ..	129
Equipment Reviewed ... ..	131
Classified Advertisements ... ..	136
Advertisers' Index ... ..	138

an experience may, at first impact, be rather shattering—because tape reproduction at its very best will equal (if not surpass) the very best that can be heard, via good equipment, from good B.B.C. broadcasts. But this experience should also be a good leveller. The average tape recorder enthusiast does not expect to pay more than about £60 to £70 for his instrument: what he will hear, if he follows the above advice, would cost him at least ten times that amount of money. But the attractive claims so often made for “average” tape recorders really do suggest that their performance should equal or surpass the best.

No one—or at least very few enthusiasts—would consider this professional equipment a worthwhile outlay for normal domestic requirements, and most of us will be content with a good, average machine that works well and reliably. Accepting that fact, and having the yardstick of the best in mind, it is commonsense to make the next step a genuine trial and hearing of the machine that is selected. First, hear it without any extras—listen to it replaying an “on-the-spot” recording through its own speaker. Next, listen to it replaying a good, commercially recorded tape of music, such as might well be bought in the future for home entertainment. *Only then listen to it playing good tapes through expensive external speakers.* In other words, hear it first as it will probably sound in the home, as unpacked and used. *Then* hear it with the frills that it may one day be possible to add to it.

There have been far too many tape recorders sold by a reversal of this procedure. Such sales methods invite disappointment. Beware of them. And so, to close on a note that we have already sounded, make use of the forthcoming Audio show in two ways: first, see all that there is to attract; second, use the very valuable opportunity that it offers for comparisons of many different kinds.

COVER PICTURE

WE are indebted to the Telefunken Company for our cover picture this month. The idea which lay behind it was triggered off by a Berlin skin diver when diving in the Mediterranean. He was so fascinated by all the sounds that he heard under water—from surf to thudding motor boat engines—that he decided to try to record sounds in the Berlin Aquarium on his return. His collection of tape recordings now include many fish noises—even their munching of food! And here, for all we know, the fishy group may be criticising the design of the special microphone used for recording their bubbles, etc.

# AUDIO FESTIVAL DETAILS

ONCE again, the London Audio Festival and Fair is being held at the Russell Hotel, Russell Square, London, W.C.1, from April 26th to 29th. It will be open to the general public from 4 p.m. to 9 p.m. on Thursday 26th and 11 a.m. to 9 p.m. on Friday and Saturday. On Sunday, the 29th, the Festival opens at 11 a.m. and closes at 8 p.m.

Recording enthusiasts will find plenty to interest them including new machines from Sony, Ferrograph, Fi-Cord, Tandberg, Kolster Brand, Truvox, Telefunken, Bang and Olufsen, Grundig, Philips, Stella, Wyndors, Simon and Cossor. Also of interest will be an entirely new deck—the Planet U.1 which uses a Papst Hysteresis Motor and Miniflux heads. Some of the above-mentioned machines have been available for a few months, others will be completely new.

Tickets are available on request, for any day from the organiser, *C. Rex Hassan, 42 Manchester Street, London, W.1.* Stamped addressed envelopes are required.

Due to the early dates we go to press, only a few manufacturers have sent in details of the equipment to be demonstrated. However, three interesting machines to look for are pictured below.



**PLANET U1  
TAPE DECK**



**BANG AND  
OLUFSEN  
BELCANTO  
RECORDER**



**SONY  
MODEL 521  
RECORDER**

## LIST OF EXHIBITORS

Name	Booth No.	Dem No.
Acoustical Manufacturing Co. Ltd.	31	147
A.K.G. ... ..	69	321
Ampex (Gt. Britain) Ltd.	1	254
Armstrong Wireless & Television Co. Ltd.	9	359
Aveley Electric Ltd.	19	355
BASF ... ..	36	312
Braun Electric International S.A.	OX	319
Brenell Engineering Co. Ltd.	70	259
Chapman (Ultrasonics) Ltd.	17	347
Collel Ltd.	48	320
Clairtone Sound Corp. of Canada, Inc.	12	161
Clarke & Smith Manufacturing Co. Ltd.	7	211
Cosmocord Ltd.	64	302
The Decca Record Co. Ltd.	68	212
Denham & Morley Ltd.	40	118
E.M.I. Electronics Ltd.	54	354
Elstone Electronics Ltd.	24	255
A. C. Farnell Ltd.	23	—
Fi-Cord Ltd.	71	311
The Ferrograph Co. Ltd.	61	247
Garrard Eng. & Manufacturing Co. Ltd.	37	248
Gen. Gramophone Publications Ltd.	—	—
Gevaert Photo-Production N.V.	60	122
Goldring Manufacturing Co. Ltd.	53	215
Goodmans Industries Ltd.	14	317
Gramplan Reproducers Ltd.	59	252
Grundig (Gt. Britain) Ltd.	8	115
Hanover Press Ltd.	—	—
Hansom Books Ltd.	—	314
Highgate Acoustics	55	314
Illiffe Electrical Publications Ltd.	—	—
K.E.F. Electronics Ltd.	20	214
H. J. Leak & Co. Ltd.	4	113
Leevers-Rich Equipment Ltd.	22	313
Long Playing Record Library Ltd.	—	—
Lustraphone Ltd.	6	149
Lowther Manufacturing Co. Ltd.	34	237
Minnesota Mining & Manufacturing Co. Ltd.	49	120
M.S.S. Recording Co. Ltd.	35	—
Mullard Ltd.	10	111
Miles Henslow Publications Ltd.	67	—
Metro-Sound Manufacturing Co. Ltd.	72	112
Odhams Press Ltd.	21	—
Pamphonic Reproducers Ltd.	15	—
Parman Electronics Ltd.	11	352
Philips Electrical Ltd.	46	342
Picture Story Publications Ltd.	41	—
Planet Projects Ltd.	OY	233
Pye Ltd.	30	234
Reslosound	18	—
Rola Celestion Ltd.	58	348
Radford Electronics Ltd.	5	121
Record Housing	63	213
Recording Devices Ltd.	56	114
Reflectograph Tape Recorders	16	152
Rogers Developments (Electronics) Ltd.	2	202
Robuk Electrical Industries Ltd.	52	315
Simon Equipment Ltd.	65	220
Saga Records Ltd.	57	159
Shure Electronics Ltd.	43	361
S.M.E. Ltd.	66	—
Soundcraft Magnetics Ltd.	26	218
Standard Telephones & Cables Ltd.	50	—
A. R. Sugden & Co. (Engineers) Ltd.	47	304
Tannoy Products Ltd.	39	204
Tellux Ltd.	74	117
Teppaz S.A.	45	222
Truvox Ltd.	44	336
Vitavox Ltd.	25	337
Vortexion Ltd.	73	144
Waverley Records (Geo. Jeffrey) Ltd.	51	221
Welmec Corp. Ltd.	62	242
Wharfedale Wireless Works Ltd.	38	334
Wyndors Recording Co. Ltd.	32	261
Whiteley Electrical Radio Co. Ltd.	33	322
Zonal Film (Magnetic Coatings) Ltd.	42	236

*Exhibitors listed with no Booth no. or Demonstration Room have Offices only.*



# NEWS FROM THE WORLD OF TAPE

## Recorded Books on Tape



THE Berlin Audio Book Library for blind civilians and ex-servicemen has opened a new studio. The studio is furnished with the most modern equipment installed in an Audio Book Library for the blind in the Federal German Republic and West Berlin.

Nowadays tape recorder technique is proving more and more a blessing for the blind and revolutionising their daily life. At one time radio was often the only recreation for many blind—particularly those who lost their sight late in life. Today tape recorders are increasing the possibilities for recreation and the blind are able to suit their leisure hours more and more to their wishes.

Over 700 books—novels, histories, scientific essays and books etc.—are listed in the collection of the Berlin Audio Book Library. These books have been read by radio announcers and actors and recorded on tape, copied several times, sent for exchange to other libraries, and loaned to blind. At home, the blind hear the literature from the tape: “The Buddenbrooks” by Thomas Mann, for example, which lasts about 19 hours, Margaret Mitchell’s best seller “Gone with the Wind”, which takes 44 hours to hear or Hemingway’s book “The Old Man and the Sea”, which is heard in two hours.

On entering the recording room, it seems as though one is standing in a modern broadcasting studio. Walls, ceiling and floors have been fitted with noise-absorbant plates. The speaker has about the same technical aids at his disposal as his counterpart in the studio of a broadcasting station. In the sound engineer’s room there were installed a modern broadcasting studio control desk, two Telefunken studio tape recorders “Magnetophon M5”, which are used by the majority of German broadcasting corporations, nine small studio equipments “Magnetophon 24”, which are used to copy the recordings, and a record player.

In this way the blind are also able to enjoy the world of literature and philosophy, and do not feel so left out of everything.

## Tape in Space

THE historic flight on February 20, 1962 of Col. Glenn in the Mercury Space capsule featured a unique form of tape detected by sensitive pickups taped to his body, the on-board the capsule during the flight, obtaining detailed information for post-flight analysis.


No radio frequency is involved in the on-board recording. One channel of voice communication from the astronaut and up to 6 channels of multiplexed analogue data from appropriate record amplifiers are recorded. In addition to the astronaut’s voice commentary and physiological phenomena which are detected by sensitive pickups taped to his body, the on-board tape records environmental conditions such as temperatures, pressures, acceleration and shock. On two separate tracks pulse

duration modulation records the sequence of events and performance of the space craft.

The reel-to-reel tape recorder used measures  $11 \times 13 \times 3\frac{1}{2}$  in. and weighs only 12 lbs. fully loaded with tape. It operates at  $1\frac{1}{2}$  i/s, recording a maximum of 3 Kc/s. The capsule recorder’s two stacked  $10\frac{1}{2}$  in. reels hold, 3,600 ft. of a special “heavy duty” instrumentation tape developed by the 3M Company. This tape, “Scotch” No. 499 Instrumentation Tape, has a long-wearing coating designed to minimize oxide rub-off, reduce build-up of electro-static charges and resist high temperatures. The tape was specified by Consolidated Electrodynamics Corporation (CEC), makers of the special recorder, to ensure optimum performance. On its thin (.92 mil) polyester backing, the  $\frac{1}{2}$  in. wide tape provides nearly  $6\frac{1}{2}$  hours of continuous recording.

Information of great research and development value was gained through similar recordings of previous flights. On January 31st, 1961, when Project Mercury’s Chimpanzee-carrying capsule was launched, unexpected thrust from the Redstone booster and the escape rocket of the abort system raised the launching missile’s velocity to 5,000 m.p.h.—1,000 m.p.h. faster than anticipated. During this flight, chimpanzee “Ham’s” reactions were continuously recorded.

When this capsule was fished from the ocean 2 hours after launching, water had seeped into the tape recorder resulting in



a dramatic test of the tape’s heavy duty binder. Despite the excessive acceleration pressures and a prolonged soaking in corrosive salt sea water, the tape retained its construction and played back with full fidelity to provide the only continuous record of the flight from 2 minutes before take-off to touch-down.

Recorders in the five previously recovered Mercury capsules were all found to be in excellent condition with taped records intact. The on-board recording obtained during Commander Alan Shepard’s historic sub-orbital trip on May 5th, 1961, contained every phase of the flight from start to finish, providing invaluable background data for Col. Glenn’s recent successful space flight. Shepard’s voice came through much clearer on the on-board tape than on the recordings made by the ground stations and an on-board recording is the only guarantee of a continuous recording, since part of the signal on a ground recording can be lost as the craft goes through the ionization blackout stage.

# NEWS AND PICTURES FROM



Visitors to tape recording clubs always receive a warm welcome. This was the case when Mr. R. Judd, Chairman of the Tanganyika Tape Recording Club recently visited the South Devon Tape Club and met the Chairman Mr. Gordon Furneaux.

THE meeting of **Rugby Amateur Tape Recording Society** (presided over by Mr. J. O. Bannister) was this time given to synchronisation of sound with film. Mr. T. P. C. Davis brought along his equipment to do the demonstration with and in conjunction with the Society's Tape Recorder coupled with a Stroboscope. Mr. Davis showed the film he had taken at the last meeting so that the members present had the pleasure of seeing themselves on film. Mr. A. Lovett was the first "Volunteer" to undertake putting a running commentary to the film. After this the Quiz was played—this being provided by Mr. G. Dawson—and the winner once again was Mr. B. Pick. An interval followed after which more film was shown and this time Mr. Dawson provided a commentary.

Much regret was expressed by all present at the news of the secretary—Mr. M. Brown's return to hospital—but all gave best wishes for his speedy return to health.

Details of future meetings are available from M. Brown, 219 Clifton Road, Rugby.

AT their latest meeting, members of the **Cotswold Tape Recording Society (Cheltenham)** heard a lecture by T. Bolt on "Tape Copying and its Implications". To illustrate his lecture, Mr. Bolt brought along his own tape-copying equipment, consisting of a Ferrograph 4A/N recorder, a Collaro Studio deck connected to a pre-amplifier to provide initial amplification and equalisation, and thence into a power amplifier and loudspeaker for monitoring, and into the recorder for copying.

Mr. Bolt pointed out that an advantage of a copying system is that unwanted items can be omitted from the copy—being retained on the master if desired—and editing is possible, whereby the order of recorded items can be changed. Without a second replay system, this can only be done by the physical cutting of the original tape, which is expensive and also destroys the original master tape.

The great disadvantage arises from the fact that losses, especially of the higher frequencies, are bound to arise in copying. To some extent this can be minimised by use of a preamplifier which carries tone-controls. Mr. Bolt had prepared two demonstration tapes: one the original recording, and the other a first copy. These were played in rough synchronisation, switching from one to the other without revealing which was the original.

Members were then asked to indicate the original. Most of them did so correctly; but the fact that some were wrong and others were in doubt did show that a first copy of an original can be extremely close in quality to the former.

Other demonstration tapes showed the effects of repeated copying, which is less disastrous on speech than music, and of various faults in copying, such as under- and over-recording, hum loops and the like.

The meeting terminated with a demonstration by Eric Jones of a transistorised audio oscillator of his own design and make. This gives a single frequency of approximately 3.5 Kc/s, and is intended for use when choosing a recorder. The "works" are carried in the pocket; a jack plug is connected to the recorder being examined, which is switched to record and the tone put on the tape. An immediate playback indicates the wow and flutter standard of the machine far more accurately than any musical recording, and particularly more than any demonstration tape which may be used to demonstrate, and which may have been specially made on a professional machine. This fascinating gadget seems likely to worry many a local dealer; and will certainly be in great demand!

Further details can be obtained from D. Turner, Cave Cottage, Oakridge Lynch, Stroud, Glos.

ELEVEN members of the **Whitstable and District Tape Recording Club** accepted an invitation from the Maidstone Society to attend a lecture at Maidstone given by a technical member of the staff of E.M.I. Ltd. The hospitality of the Maidstone club was appreciated, and it is hoped that future combined meetings will be arranged.

Plans for entering the local blind association are well advanced and a monthly tape will be made containing news items, sounds of the district and local entertainers. Members have already visited several blind people in their homes and have recorded messages from them to relatives overseas.

Among the items planned for the future are tape slide shows, a lecture on battery portables and visits from tape recorder manufacturers. The secretary T. Robinson, 17a St. Anne's Road, Whitstable, Kent, will supply further information.

THE **Clacton Tape Recording Society**, meeting at the Ebor Lodge Hotel, recently re-elected the Committee back into office for another year. Activities planned for the future include many outside recordings such as interviews, recording sound effects and other items of topical interest.

More demand is being made on the members who visit the local hospitals and Old Folk's Home and helpers are needed to produce recorded programmes.

At the last meeting the club received a visit from the Ipswich Tape Recording Club. A local astronomer provided a lecture and slide demonstration on the stars and planets. More information regarding future activities can be obtained from J. Heavens, 27 Chapman Road, Clacton-on-Sea.

★ ★ ★ ★ ★ THIS MONTH'S PLUM

★ DANCING & DREAMING

SAGA STG 8049

... and a Stereo Plum

SOUND OF MUSIC WRC STT 89

SELECTED BY "THE TAPE RECORDER"

# THE CLUBS

**D**URING February, the members of the **Thornton Heath Tape Recording Club**, welcomed three committee members of the Croydon Voluntary Association for the Blind. Tape recorded programmes are planned for the blind in the Croydon area by the Association, and the recording club members were asked if they would be willing to assist. In a very short time, the necessary helpers were found and plans are now well advanced.

So many entries were submitted for a "Five-minute Tape" contest, that the playback of tapes had to be extended over two weeks. Another contest will be held next month.

Any reader interested in joining this club should contact the Chairman, *E. J. Bashford, 4 Dunheved Road North, Thornton Heath, Surrey.*

**C**ERTAIN members of the **Ellesmere Port Tape Recording Club** have expressed a desire to couple tape recording activities with cine and slide synchronising. This problem was discussed and it was decided that as the majority of members were in agreement that the club would become a combined sound and cine club.

As this will appeal to other people in the area interested only in cine, but anxious to produce sound tracks to accompany the film, an invitation to visit the club has been issued by the secretary *S. J. Powell, 11 Cressington Gardens, Ellesmere Port, Cheshire*

**T**HE **Cambridge Amateur Tape Recording Society** recently held its first Annual General Meeting the president, in his opening address, remarked that it had been a most successful year for the society. Activities had been varied and had given some insight into other aspects of tape recording which should be developed during the coming year. The treasurer presented a statement of accounts and balance sheet which were adopted by the meeting.

In his report, the secretary said that 1961 had been a trial for the society, from which they had emerged with flying colours. He mentioned the social services carried on by the society and emphasised that these functions should be pursued to an even greater extent in the future. The technical representative spoke of the demonstrations his sub-committee had arranged and looked forward to seeing increased activity in this field.

The committee was then dissolved and each officer re-elected for a further year.

After the main business of the evening, Mr. Hiam, manager of Messrs. G. P. Reece, presented prizes, donated by his company, to Peter Shiston and John Holliman, winners of the society's competitions. Mr. Hiam, remarking on the competition entries, said that it was very easy to copy the style of the B.B.C., but this year members had been different, and he hoped that they would continue to do so. The evening was concluded with a questions and answers session, when members were able to put forward suggestions for the next year's programme.

Further details from *M. E. Renshaw, 6 St. Vincent's Road, Girton, Cambridge.*

**M**R. R. V. **HUDDLESTONE**, Secretary of **Stereo International Magnetic Tape Club** of 9 College Avenue, Melton Mowbray, Leicestershire, sent the following letter to this office.

"I have in my possession 9,000 ft. of Multiplex Stereo FM broadcasting which was recorded by the Director of Stereo International (O. B. Sloat) in New York for the benefit of club members in all parts of the world. However I now make the same offer to readers of *The Tape Recorder* to make copies of some of the contents including the commercials, providing they send the tape and postage and state which speed (7½ or 3½ i/s) their machine uses.—*Yours faithfully.*



*Members of Friern Barnet Tape Recording Club photographed before touring the Temple Mills Marshalling Yards.*

**E**ARLY in January 1961, a group of blind tape recording enthusiasts got together to pool their knowledge and experience and as a result, the **Stoke-on-Trent Workshops for the Blind, Tape Recording Club** was formed.

From the outset, it was realised that there was little literature on the subject of tape recording generally in Braille, and so it was decided to enlist the help of students at the University College of North Staffordshire to read the various monthly publications. As might be expected, these readings have provoked much discussion and comment throughout the past year, and a great deal of useful information has been gleaned from these publications.

Another item which figured greatly back in the early days of the club was tapes brought along by individual members, and these gave rise to the idea of a competition. The rules and conditions of entry were drawn up and the date fixed for April 26th, and a most enjoyable and enlightening event it proved to be. Entries ranged over a very wide field from a Comedy Sketch on the then topical census, to an entry made up of recordings of a musical evening.

With the competition over, members turned their attention to their first tape production. This was a documentary feature dealing with a visit to Hawkesmore Park, a bird sanctuary; and to Ilham Hall, at the head of the Manifold Valley. Here was a chance not to be missed for those members owning battery operated machines. The portable brigade, three in all, were asked to do various jobs; two to get as much bird song and country sound generally as they could, and the third to find out all he could from the wardens of the places visited, about their work. Despite the weather which was anything but pleasant, the outing was a great success, and most important, some very useful material was obtained.

Arrangements are well in hand for a trip to the Audio Fair. Any reader wishing to join the club should contact *N. J. Toslevin, 20 Victoria Road, Newcastle-under-Lyme, Staffs.*

## New Club

**A** TAPE RECORDING CLUB is being formed in Boston, Lincs., in conjunction with Pilgrim College, University of Nottingham's local centre for Adult Education. Any readers interested in such a project should contact *P. P. Towell, Tressillian, 107 Spilshy Road, Boston, Lincolnshire.*

## SUBSCRIPTION RATES

The subscription rate to *The Tape Recorder* is 21/- per annum (U.S.A. \$3.00) from The Tape Recorder, 99 Mortimer Street, London, W.1. Subscription + Index, 24/- (U.S.A. \$3.25).

Tape  
never  
had it  
so good!

With its unique versatility the UHER UNIVERSAL "S" covers the whole range of audible sound. The simpler needs of the business man dictating a memo—the more particular demands of a discriminating recordist—all can be satisfied by this one brilliant machine with exceptional efficiency and reliability.


At 1½ i.p.s. the UNIVERSAL "S" will give you a frequency response well above average; at 3¾ i.p.s. musical quality is superb whilst at the low speed of 15/16 i.p.s. the special features of the UHER make it ideal for speech recording.

Additional UHER accessories available include hand or foot operated remote control units and the Syncro-Akustomat—an acoustic switch which gives you sound operated control—will enable you to start and stop the machine simply by speaking.

*Find out more about this exceptional machine—make a point of seeing it and hearing it for yourself.*

**PRICE 83 gns.**

*(including remote control microphone and tape)*



**UHER**  
**UNIVERSAL'S**

**WORLD'S MOST  
VERSATILE  
TAPE RECORDER**

Visit our new London Showrooms, or write for illustrated literature describing the full range of UHER Tape Recorders and accessories.

*London Showroom, Radio and Domestic Appliance Division.*

**BOSCH LIMITED**

205 GT. PORTLAND ST., LONDON, W.1.  
Tel: LAngham 1809/1800

*Head Office:*

20 Carlisle Rd., The Hyde, Hendon, N.W.9.  
Tel: COLindale 0161

# FREQUENCY AND WAVELENGTH IN RECORDING

PART I — TIME AND MOTION — by GRAHAM BALMAIN

ONE of the more subtle paradoxes in tape recording—indeed in all practicable sound-recording systems—is the extent to which a so-called “frequency-response” is actually controlled by the wavelengths involved rather than by the frequencies. Before any readers start muttering about hair-splitting, let me say that although it need not lose the amateur any sleep, the distinction has certainly more than an academic interest for engineers. And even the most uncaring amateur has probably met it, if unwittingly, at some time or other; whenever he talks about gap length, or tries to re-adjust azimuth, or cleans the dirt off a head, he is concerning himself with wavelength effects and not directly with frequencies.

The significance of wavelength is a direct consequence of the nature of practicable sound-recording systems, which, in turn, is due to the limitations of our technology. Being unable to construct time-machines of the science-fiction type which would enable us to re-experience interesting events in glorious Universal Four-Dimensional Naturama, we are forced to some relatively clumsy methods of storing limited impressions of those events at the time they occur for subsequent reproduction. We cannot recall time, but we must nevertheless reproduce the original time-sequences involved, for time-relationships are of the essence of events.

Since in direct recording we can preserve a time-sequence only in terms of some relative physical movement between the signal or the recording device and the recording medium, and simulate it only in terms of a similar movement of the stored signal relative to the reproducer, there are two alternatives: the signal must either be kept in motion in the storage medium, or stored as a stationary pattern on the medium which is itself then moved during reproduction.

## Method One

Both methods are possible in practice. The first is often used in electronic computers for short-term storage of data, and can take the form of a tube containing mercury along which the data travels as acoustical pulses, suitable transducers being fitted at each end to transmit and receive them. More modern “circulating stores” consist of polygonal slices of quartz in which the pulses circulate via successive internal reflections from near-opposite faces. Quartz stores are usually about the size of a 5½ inch tape spool.

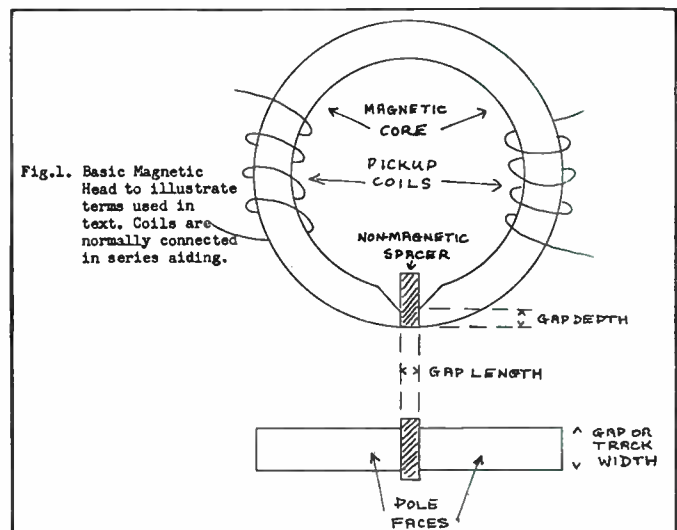
The snag with this kind of store is its limited capacity, for the total available delay time from input to output (at which point the signal has to be re-shaped and re-circulated if it is to be kept) is only a few milliseconds—not enough for even one note on the piano. Something about 50 miles in diameter would be needed to store a half-hour programme, assuming that the signal ever survived the journey in a recognisable form. One cannot do much about this; having chosen a favourable material, one has also chosen a fixed signal propagation speed (which is a physical constant of the material) and, therefore, a fixed delay for the given path length.

## Method Two

However, the familiar second method (the use of a moving medium on which signals are impressed) bypasses this snag simply by using other physical properties of the materials; mechanical rigidity, magnetic retentivity, photochemical sensitivity or whatever. Since we are not now storing the actual sounds, but only patterns representing them, the dimensional scale of the recording can be much smaller than that of an acoustic store provided the correct time relationships are preserved in the overall record-playback process. One could perhaps run a tape at the speed of sound to make a sound-recording, but it is no

more necessary to do so than it is to run a cine film at the speed of light to make a motion picture. At the other extreme, certain system losses which are wavelength-dependent will impose an absolute practical limit at some low tape speed because of the shortness of the signal wavelengths involved. The lowest *usable* speed, giving the smallest usable scale, will be somewhat larger and will depend on the practical limit together with the quality of the tape and one's subjective tolerance of the various distortions which are aggravated by approaching that limit.

The significance of wavelengths is thus practically forced on us by the fact of there being nothing else on the tape—except the local variations in magnetisation which define the wavelengths, of course. *One cannot record a frequency as such on*



a tape. As the tape passes the recording gap, the magnetic field there (whose value is proportional to the recording input at any instant) impresses a corresponding magnetisation pattern on it which is purely dimensional. It should be remembered that the whole object of the exercise is to convert time intervals into distances. Wavelengths will, therefore, become shorter as the signal frequency increases, and longer as the tape speed increases, and vice versa; but the whole thing, once it is recorded, will remain a superficially meaningless pattern—an odd kind of graph, if you like—until it is used to energise a playback head and reproduce the original explicit frequency-intensity-time pattern. The whole system is influenced by wavelengths simply because its critical parts have to be tailored to handle them.

## Perfection Costs Money

It is interesting to compare this with the performance of the acoustical circulating store. Being designed to handle frequencies, its performance might be expected to depend largely on frequency, and in fact does so. However, in spite of the dominant influence of wavelengths in practicable sound-recording systems, wavelength effects must still be considered as subsidiary ones because they are actually losses of various kinds which subtract from the basic performance inherent in a perfect system; they are present because the practicable system cannot be perfect for economic reasons. This argues that one can approach perfection in this respect by spending enough money, and it is in fact possible to eliminate wavelength losses almost entirely from a wide audio working range by running the tape at, say, 60 i/s and using record and playback heads with special pole structures.



# SCOTCH

BRAND

## MAGNETIC TAPE

A party by any other name is just as sweet, but there's only one 'name' for recording tape—SCOTCH. And that's where the most fun lies. Its clarity of reproduction alone invites celebration:

its reliability keeps alive the party-spirit hour after hour. Whenever you're in the party-throwing mood, lay in a reel or two of SCOTCH Magnetic Tape. Every party calls for it.

Made in Great Britain by MINNESOTA MINING & MANUFACTURING CO. LTD., 3M House, Wigmore St., London, W.1 

## FREQUENCY AND WAVELENGTH IN RECORDING (cont.)

To arrive at the basic performance itself we have to dig gently into a little elementary electro-magnetism, although the recording process is simple enough from this point of view. Assuming the perfect system (i.e. one having no losses or distortions of any kind) the recording field is instantaneously proportional to the input, and the tape moving through it retains a proportional degree of magnetisation whatever the input frequency or recorded wavelength—even if the frequency is zero and the wavelength apparently infinite, corresponding to a steady direct current through the head windings. Let us for the moment assume a constant input at all frequencies, giving a constant tape magnetisation at all wavelengths.

The playback process is a shade less obvious. We shall have to assume that the playback head (Fig. 1) has a gap whose length is finite but much smaller than the shortest wavelength of interest, instead of the infinitesimal one necessary in a truly perfect system (see footnote). We shall also assume the record and playback speeds are the same. When the recorded tape passes across the playback gap, the magnetisation impressed on it produces a proportional magnetic "flux" through the core whose time-pattern is similar to that of the flux in the recording head

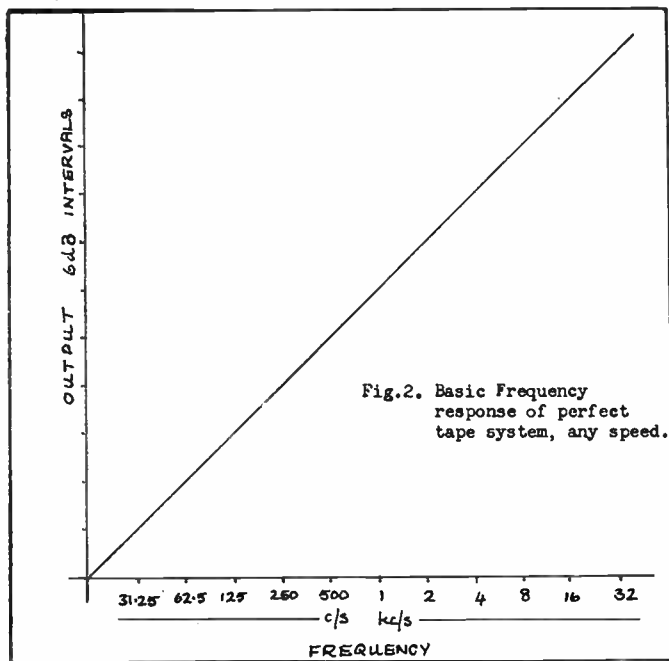


Fig. 2. Basic Frequency response of perfect tape system, any speed.

core which originally produced the recording. But the existence of a flux in the playback head will not in itself mean that we shall get an output from the head. This will happen only when the flux changes. And the explanation of that reveals a much more fundamental paradox than the one we observed earlier on: the flux must change to cause an output because Nature abhors change.

Now this experience is common enough in human nature. We have all met obstinate toddlers, recalcitrant young men and reactionary old ones, who will reject and actively oppose any suggestion for change in the *status quo* on principle. It is familiar also in the more tangible everyday aspects of science and engineering. For instance, pushing a loaded trolley on a hard flat surface is easy enough when you have got it moving (provided the wheels are well-oiled); but getting it moving, making it move faster or slower or stopping it needs much more effort than merely keeping it moving. Not only that, but the quicker you make it change its speed, the more effort still is needed. These efforts are spent in overcoming the trolley's mechanical inertia, its reaction to the changes in state. This inertia is not too unlike that of a well-fed human body on a Sunday afternoon: a general unwillingness to be pushed around.

Inertia crops up in one form or another, under different names, in almost any physical system one cares to think about.

In electricity, inductance possess "inertia" of a kind, and inductance is an important property of all electrical windings—chokes, coils, transformers and tape heads, for example. Thus, when the flux in our playback head changes, there is a reaction due to the inductance which tries as best it can to oppose the change. It does not succeed, of course, or we should get no output from the head at all, but the effort produces a driving voltage (more properly called an "electromotive force", or *emf*) in the coil which would cause a current flow opposing the flux-changes if it were allowed to do so. Instead, we connect the two output leads to a high impedance, such as a valve input circuit, and set the driving voltage to some useful work.

The point of all this is not particularly to explain how a flux-change induces an *emf* into the head winding, but to emphasise that because it happens in this way the *emf* must depend on the rate at which the flux changes in the head. Remember, the increased effort needed to change the trolley's speed more quickly, because of the greater reaction to the quicker change? Exactly the same idea applies here: the faster the flux changes, the more strenuous the reaction and the greater the output *emf*.

Of the two possible ways of altering the rate-of-change of flux, we shall ignore the obvious one of increasing or decreasing the signal level (and thus the total flux swings per cycle) for the moment, since we have assumed our recorded magnetisation constant. The alternative is a decrease or increase of recorded wavelength, corresponding to an increase or decrease of the input and output frequency. Thus we arrive finally at the basic performance of a perfect system: *Output voltage is directly proportional to input frequency*. And since the actual wave-lengths themselves do not matter here, only their relative variations, the output at any given frequency is independent of tape speed; but again, it must be emphasised, in a perfect system.

The more usual way of expressing the basic performance is to say that "the output rises at 6dB per octave", since these relationships are more easily handled and illustrated using logarithmic scales. (A series of articles explaining decibels, logs and graphs is currently appearing in *Hi-Fi News*, by the way). The line in Fig. 2 illustrates our basic frequency response in this way. Next month, in part 2 of this article, we shall discover the various losses in practical systems which cause the high-frequency end of the response to fall from grace.

Footnote: The purpose of the gap in a playback head is to force most of the flux emerging from the tape to travel via the ferromagnetic core of the head and link with the winding on it. Being filled with a non-magnetic material, the gap has a marked reluctance to allow the flux to traverse it; although this route is apparently shorter, the longer, less reluctant core offers the much easier path. However, decreasing the length of the gap reduces its reluctance and does allow a greater proportion of the flux to take the short cut and thus not to contribute to head output. This is why shortening the gap reduces head output—the price which has to be paid for the advantages of reducing gap-length losses. In the limit, the infinitely short gap required by a perfect system has zero reluctance, so that all the flux is diverted from the core and the head gives no output.



**APRIL  
NUMBER**

★

Contents include:

- Build your own Cabinets
- Tape Recorder Plotting Data
- Readers' Letters

★

**NOW ON SALE**



# NEW FI-CORD 202

**PORTABLE  
BATTERY/MAINS  
RECORDER**

*so much in so little space*

**The FI-CORD 202 offers all these features:**  
 2 speeds— $7\frac{1}{2}$  and  $3\frac{3}{4}$  • Standard 4" spools • Vu-meter • Fast forward wind • Fast rewind • Resettable counter • Manual and automatic volume control • Built-in loudspeaker • Extension speaker socket • Low and medium input sockets • Socket for remote control • Safety record switch • Easy-load battery cassettes • Battery warning lamp • Mains input.

FI-CORD 202 the new portable battery/mains high fidelity tape recorder, has been developed after years of exacting tests in the Fi-Cord laboratories. It is a worthy successor to the famed FI-CORD 1A, used internationally by broadcasting companies during recent years.

FI-CORD 202 is for the most exacting professional and equally for the enthusiastic amateur demanding the highest professional standards. It incorporates all the practical advantages of a full-size recorder in a small, light-weight machine.

FI-CORD 202 gives you high fidelity recording at your fingertips—whenever you wish, wherever you go.

**AND the FI-CORD 202 weighs only  $6\frac{1}{2}$  lb, measures  $9" \times 6\frac{1}{2}" \times 4\frac{1}{2}"$ .**



**Price: 66 guineas, including long life mercury batteries and tape.**

**ACCESSORIES INCLUDE:**  
 Carrying case, choice of microphones, power packs for mains and car.

Write for fully illustrated brochure and address of nearest stockist to:


**FI-CORD INTERNATIONAL**  
 40a Dover Street, London W1. HYDe Park 3448



# SOUND AND CINE

AMATEURS CAN NOW EMPLOY FIRST-CLASS EDITING EQUIPMENT

By RICHARD GOLDING



From his control panel the recording engineer can look into the commentary room. The picture is being projected from the panel nearest the window. On the adjoining panel the commentary is being recorded on 16 mm fully coated film. Both these panels are so coupled that it is impossible to lose sync. even when run rapidly in reverse. This makes it simple to re-record a single phrase if the commentator makes a mistake.

NOW is the time when the experienced amateur turns his filmic thoughts towards the attractive possibility of spending his holiday, with all expenses paid, on some short descriptive travelogue for a tourist agency or on a worthy instructional film for a local authority or charity. The opportunities are many and so are the pitfalls among which, not the least, is the costing of the production. It is all very well, as an amateur, to try to make the film on a shoestring, but a job suffering from patchy continuity or a shoddy soundtrack through underpricing is not fair to the sponsor who does not understand the difference that a few extra pounds could have made to his film.

The cost of a professional sound transfer, at least, should be included in the initial budget, because a top quality track is essential on the film that may be presented in all sorts of conditions by all sorts of projectionists. With this in mind, and because I have had several letters from readers asking for such information, I decided to review the facilities offered by the latest 16 mm recording studio in London, namely, Colour Film Services Ltd., where, in their basement extension, they have installed a recording suite that is the last word in sound for the 16 mm colour film producer.

## The normal procedure

In the suite which contains two sound editing rooms, a dubbing room, mixing and transfer rooms and a commentary room, I met the head of the sound department, Mr. Hanks who, after introducing me to two of his colleagues, Mr. Billing and Miss Bowden, proceeded to show me exactly what happens from start to finish on a normal production.

First of all we examined the procedure of timing a written commentary to the cutting copy of the film. This was aided by the new *Acmade* editing table, which enables two magnetic tracks to be run through with the cutting copy. The position of either track may be varied relative to the picture and it is possible to run either at a fixed speed of 24 f.p.s., or at a very fast speed without losing sync. The footage counter plus the second timer allows the start position of each paragraph to be pin-pointed.

## Mechanically Interlocked Equipment

With the commentary cue sheet completed, with all footages marked down, the commentary recording session can begin. The small sound-proofed commentary room contains a double desk where the narrator sits slightly in front of the cueist, who is usually the producer and who knows the film through and through. At the bottom of the screen in front of them is a

footage counter and when this registers the appropriate number the producer cues the narrator who then reads one paragraph and awaits the next cue. The recording engineer, sitting behind them in another room but watching through a window, controls the projector and recording machine. These are mechanically interlocked, the recorder using 16 mm fully coated sprocketed magnetic stock. This enables the recordist to stop, start and reverse picture and track in order to pick up any precise point in sync. wherever required. This makes it quite easy to re-record a single line if the narrator makes a mistake, clever circuitry in the recording amplifiers allowing these retakes to be dropped in with no clicks to mar the track.

The continuous prism projector is mechanically locked to the 16 mm magnetic recorder. The footage counter under the screen in the commentator's booth is driven by a Selsyn motor and the master Selsyn is mechanically coupled to the main projector and recorder drive motor. The speed of film at 24 f.p.s. is 7.2 i/s. Flat frequency response  $\pm 1$ dB 40-12 Kc/s to C.C.I.R. characteristics. The end of this session gives a commentary track which is in complete sync. with the visuals and free of all mistakes.

## Music and Effects

The customer is now free to choose his own music and effects, and it is possible to select material from Colour Film Services' own small library, but the use of the main music houses is encouraged for reasons of wider choice.

Tracks can be taken from disc or tape (tape is preferred at 15 i/s but lower speeds can be accepted) on to fully coated 16 mm sprocketed film which takes a 200 mil head centre track running on a four-panelled transfer machine with extra facilities



The article this month deals with the latest professional 16 mm recording studio in London. Amateurs have in the past had to edit their own films and the photograph above shows members of the Bury Amateur Cine Club at the editing table.

for 35 mm and 17½ mm magnetic stock. The centre track is less liable to damage and its extra width gives a better signal to noise ratio than the earlier 100 mil edge track standard.

Effects from portable recorders, such as the *Fi-Cord*, can be transferred and it is usual to have about four separate tracks, commentary, music on A and B rolls (fading out on one track and fading in on the other) and effects. Where the effects are complicated several tracks can be pre-mixed to make one composite effects track.

## Dubbing

The customer now has a session with the editor for laying these sprocketed tracks against the picture, and when everyone is satisfied the dubbing session can follow.

The dubbing theatre contains about twenty seats, a large screen and a smart looking console controlling the six-panelled mixing machine in another room. The tracks are run on this machine against the picture which is projected by a Bell and Howell, modified to run in sync., while the dubbing engineer listens to the composite recording and watches the screen. From this session results the master magnetic track which is eventually played off via filters and frequency correction into a sound-on-film camera to make the optical track needed for release prints.

When the married print returns from the processing laboratory, the preview may be held in the luxury 124-seat theatre on the ground floor—where, at the small bar, the delighted sponsor may buy a round of drinks for all concerned in the production.

## The budget

Quite obviously there are stages in this procedure that may be eliminated by use of one's own equipment and advice on this can be had from Mr. Hanks and his staff who would be pleased to discuss ways, means and costs with any 16 mm producer interested in dubbing his film. For those of you who would like to know how much the full treatment or any single stage would cost, here are some prices:


(1 reel equals 400 ft. 16 mm)

Cueing commentary on editing table—£2 per hour (allow two hours per reel). Recording commentary—£10 per hour (allow one hour per reel). Commentator's fee (if required) between £10 10s. and £15 15s. per reel. Selecting music, assuming that there is to be carefully fitted music through the film (allow at least a morning for a reel)—£2 per hour. (The music publishing houses sometimes provide this service free of charge.)

## Music and Effects Transfer

Transfer of selected music and effects to magnetic sprocketed stock—£10 per hour plus cost of stock at 1½d. per foot. Track-laying on editing table with editor—£2 per hour (for a full music track with some effects allow about 8 hours for laying). Mixing—£10 per hour (allow one hour per reel for mix and playback).

The transfer of magnetic track to optical negative—normal rate is 6½d. per foot but a reduced rate applies when the commentary has been recorded at Colour Film Services. Music copyright fees by arrangement.



Mr. Hanks, the head of the recording department, at the transfer machine where 16 mm magnetic tracks are prepared, for subsequent mixing. The nearest panel carries a sound-on-film camera which makes the optical track needed for release prints.

## Two-day Courses Arranged

Rank Precision Industries Ltd., are arranging five two-day courses throughout the coming year at Mitcheldean, Glos., the main purpose of which is to give basic training in the use and routine maintenance of 16 mm sound equipment. Accommodation is arranged at a local hotel at a charge of approximately 27s. 6d. per day but there is no fee for the course. Further details from the Education Dept., Rank Precision Industries Ltd., 37/41 Mortimer Street, London, W.1.

## Sound Alphabet

**Location:** is any place chosen for shooting the film or recording sound apart or away from the actual studio.

**Loop:** is an endless band of film or tape used in post-synchronisation or in making up an effects track via two or more recorders.

**Master recording:** refers to the complete composite recording of the film sound track, usually on tape, from which the final transfer to optical sound on film is effected.

**Mixing:** is the process of feeding signals from two or more inputs into the master recorder at the proper level and balance.

**Monitoring:** is listening to the recording a fraction of a second after it has been made. This is only possible with machines fitted with a separate playback head and amplifier. Comparisons can then be made with the original signal.

**Mood music:** is used to establish atmosphere or to heighten the dramatic impact of the scene.

**Off-mike:** is the delivery of lines away from the sensitive side of the microphone to give the impression that the actor is some way in the distance.

**Print through:** occurs when one magnetic pattern is transferred by accident from one tape layer to another.

**Room sound:** sometimes known as room tone, this describes the special track recorded in a particular studio and which is to be used in certain silent passages of the film. It is sometimes essential for the editor to have such a track in order to space out dialogue sequences when no other sound is required. Every room or studio has its own distinctive and different quality of silence depending on its own acoustics.



## YOU—ALONE WITH THE MUSIC



You will be amazed by the unique qualities of stereo through headphones. AKG's K 50 dynamic headphones will put you in a world apart—alone in the concert hall with conductor and musicians, thrilled by the new sense of realism and immediacy inherent in the K 50. Only with binaural hearing through fine headphones can you eliminate every environmental influence outside the recording hall—only with K 50's three featherlight ounces can you listen for hours without discomfort. The finest recordings are made with AKG microphones. Any recording, mono or stereo, sounds best through AKG's K 50 phones. Designed and handcrafted in Vienna "the Home Town of Music", K 50 costs you only £7-10-0. Z 50 earpads now available for 9 shillings per pair.



### POLITECHNA (LONDON) LTD.

3 PERCY STREET, LONDON, W.1

Telephone: LANGHAM 6236

Telex: 23894

Cables: POLINDUST LONDON

Amalgamated Wireless (Australasia) Ltd., Sydney, Wellington—Soundrite Ltd., Singapore, Penang, Kuala Lumpur—Hind Industrial & Mercantile Private Ltd., Bombay—The China Engineers Ltd., Hong Kong—Sandbach, Parker & Co. Ltd., Georgetown.

You are invited to the

# 1962 INTERNATIONAL AUDIO FESTIVAL AND FAIR\*

## THE SPECIALIST SHOW OF SOUND

New tape recorders of superb quality, better-than-ever microphones, loudspeakers, amplifiers, pick-ups, tapes, and the latest in stereophonic techniques—all await the enthusiast and the music lover at this year's Audio Festival & Fair. Quality equipment from all parts of the world, will be continuously demonstrated by the most famous manufacturers. Every aspect of tape and tape recording will be on show.



## HOTEL RUSSELL

RUSSELL SQUARE, LONDON, W.C.1

### COMPLIMENTARY INVITATIONS

Your own local Audio Tape or Record Stockist will gladly supply you with free tickets on request: if any difficulty, please send stamped and addressed envelope to

FESTIVAL DIRECTOR,  
42 Manchester Street, London, W.1.

## THESE DEALERS OFFER GOOD SERVICE

From: **Electrical and Radio Supplies, 29 New Street, St. Neots, Hunts.**

Dear Sir:—We fully agree with the views expressed in your recent editorial articles, and would say that we make an especial point of providing good service on any equipment which we sell.

As far as possible we specialise in electronic equipment (although we have to handle some domestic electrical goods) and we sell nothing which we cannot undertake to service properly.

We have been in electronics for more than a quarter century, and we sell most of the reliable makes of tape recorder, and can undertake repairs to practically any make of recorder or high fidelity equipment.

Yours faithfully,  
D. G. Frost, proprietor.

From: **L. Bishop (Radio and Television), Ltd., 1708 Bristol Road South, Rednal, Birmingham.**

Dear Sir:—In response to your editorial in the December issue of *The Tape Recorder*, we would like to offer our services to your readers.

We are primarily Grundig specialists and carry very good stocks of spares and accessories for this make.

We also service Ferrograph, Brenell, Philips, Wyndor and other leading recorders.

This work is at present carried out almost entirely by the undersigned, with our service engineer giving a hand under close supervision.

We give 12 months' free service with all recorders sold by us, valves excepted, which are covered by the maker's guarantee. We are members of the R.T.R.A.

Yours faithfully,  
L. Bishop.

From: **R. E. W. (Earlsfield) Ltd., 545 Garratt Lane, Earlsfield, London, S.W.17.**

Dear Sir:—In response to your editorial in *The Tape Recorder* magazine regarding "service after sales", we fully endorse your action in this matter and wish to inform you that we as a company have been established for over 18 years. We have a fully-equipped and staffed service department with our own transport consisting of three vans covering the London area. Efficient servicing to all types of tape recorders and Hi Fi equipment is undertaken regardless of the fact that these were sold by our own shops or not.

Yours truly,  
M. Murray, director.

From: **Reeves Sonnd Service, 416 Moseley Road, Birmingham, 12.**

Dear Sir:—The recent Editorials have been of extreme interest to us, during the past seven years the activities of this Company have been solely in service. Prior to this we were also engaged in retail trading and probably the first dealers in this area to provide a specialist service in tape recording.

Our service department now enjoys a reputation that would be hard to obtain without the long-standing recommendations of our customers. Service is being currently executed for government departments, the local hospital board, therapy clinics, British Railways publicity, N.S.P.C.C., etc. We are service representatives for several leading manufacturers.

Our domestic interests until now have been by operating a trade service for twenty or so dealers who do not have the facilities available as required by the manufacturers of quality equipment. In this field we have regrets, service requested on equipment which has been maltreated making a major job of a small one. This may be due to either the customer or the dealer concerned. Charges levied from our office on a strictly timed and very reasonable basis attain an abortive figure when it reaches the customer. A flood of cheap and inferior machines with requests to cure defects which have been inherent since manufacture, due to unfounded claims by manufacturers. All this has determined that we should provide a direct contact to

the public and in this connection we are now accepting service direct from customers. Our advice is given freely in respect of audio equipment, the goodwill received being of immeasurable value.

During the first week in January we opened our retail showroom which is exclusively "tape" both domestic and industrial, restricted to equipment of known quality and reliability. This particular time was chosen to avoid the acceptance trade of a seasonal nature which would have contained some of the problems of the previous paragraph.

Our position as a subsidiary of A. J. Reeves and Co. (Birmingham) Ltd., internationally recognised as leading model and experimental engineers, we think to be unique in respect of the facilities we are offered mechanically. The substance of the company being mainly that of taking over all interests of A. J. Reeves and Co. as far as electronic sales and service are concerned.

Yours faithfully,  
H. Reeves.

From: **Holdings of Blackburn Ltd., 39-41 Mincing Lane, Blackburn, Lancs.**

Dear Sir:—With reference to your letters regarding service in the March issue of *The Tape Recorder* Magazine.


We agree that there is a deficiency of after-sales service for tape recorders, but in all fairness, we must pass the responsibility for this on to the customer, as we feel that he buys a tape recorder at a shop which does not have any after-sales service facilities and then when the tape recorder needs attention he has to go somewhere else to find satisfaction.

We ourselves have found this in our own business, when people bring to our premises for repair tape recorders which have been purchased from other sources. We treat these in all fairness, and whilst we do not refuse to repair their tape recorders, we give attention to our own customers' requirements first.

In conclusion we would like to point out that we can offer one of the best after-sales services, as we specialise in Ferrograph, Grundig and Philips tape recorders, and also hi-fi equipment, including Leak, Armstrong, and Garrard. We also carry good stocks of speaker equipment.

Our service engineer is of the best, having passed the Certificate of the R.T.E.B. City and Guilds Radio and T.V. examination. Our workshop is equipped for tape recorder service, with equipment installed for that particular purpose.

Yours faithfully,  
W. Jackson, Manager.



"Now then, Charlie, what's all this nonsense about resigning?"

by H. W. Hellyer

# TAPE RECORDER SERVICE

## No. 4 THE MOTEK K10 DECK

MORE than three-quarters of the tape recorders brought to the author's workshop for service require nothing more than adjustment, cleaning and lubricating. This may be explained, to some extent, by the compact circuitry of tape amplifiers; printed panels, transformer-fed A.C. operation, and a limited range of valves developed to a high degree of reliability. But the reverse of the coin, the mechanics of the matter, causes most of the serviceman's headaches, and accounts for a higher proportion per sale total of tape recorders returned for service than other electronic equipment. Nevertheless, it is a fact that many of the machines being cursed by their owners need no more than a minor adjustment to remedy. Even more disturbing—many suffer from maladjustment by repairmen who work by the age-old method of trial and error.

The *Motek* K10 deck, manufactured by Modern Techniques, Wedmore Street, London, N.19 (telephone: ARChway 3114), is particularly prone to this trouble of maladjustment—possibly because the manufacturers have made it too easy for fiddling fingers to get at. Removal of the four cross-headed screws at the corners of the upper deck allows complete withdrawal of the mechanism and access to the vital parts.

The ornamental top-plate needs careful handling, to avoid damage to the thin edges—and to one's fingers. Perhaps the best way of removing this deck from the cabinet (as in the popular *Regentone* models that employ it), is to remove the fixing screws and to tip the tape recorder on one side, allowing the deck to swing downwards, supported by the palm of one hand.

### Positive Brake Action

The adjustments on this deck are principally brakes, pressure pad assembly and spool height, each of which is especially important when we consider the extremely fast *Rewind* action (1,200 ft. in approximately 1 minute).


The brakes are applied when either the *Stop* or *Pause* buttons are pressed, and released when any of the other buttons is pressed. The action is quite positive, and because of the shape of the brake bands, (See fig. 1), a servo action takes place, according to the direction of rotation of the spool.

Referring again to the diagram, it will be seen that the brake bands are secured at their outer ends to the deck underside, and at their inner ends to swivel levers (pivoted on the bars Q) which rest against two screw heads, locknuted in a common bracket. The springs attached to lever S tend to apply the brakes in the absence of pressure from the two swivel levers. Depression of the "stop" and "pause" buttons brings lever N downwards (in plan), on its pivot O, carrying the lever and bracket P, releasing the pressure of the screw-heads and applying the brakes simultaneously.

It is obvious that application that is *not* simultaneous will result in tape spillage—even in snapping, at the extreme. Therefore it is necessary to adjust both brakes individually, in the "on" position, before adjusting the screw settings that determine the release setting. Beware setting the screws to the "on" position—there must be some clearance as will be noted.

First, then, to set each brake, press the *Stop* button and ensure that the two levers pivoted on bars Q have no pressure applied to their inner ends by the screw heads. Then, grip each spool hub and turn. In the "normal" direction of rotation there should be a positive grip by the brake band, but in the opposite direction the spool should turn with a minimum of friction. To adjust, first slacken the nuts at the pivot ends of bars Q slightly, then remove the transverse bar S, which is secured by a central screw. Move the bars Q until the required tension is applied, tighten locking nuts and replace the transverse bar S.

The position of the two screws at this point should be such



that there is 1/16th inch clearance—this to avoid too precipitate a braking action. Closely tied with the braking action is an interlock device, preventing the mechanism being switched from function to function without first being set to "Stop". Reference to fig. 2 will make the interlock action clearer. Flap L (see also fig. 1), raises when the Stop button is depressed, carrying the angled lever M with it, applying spring tension to lever U, which is bearing against a brass bush T. The bush is free to slide along the edge of U as long as flap L is in the position shown, and lever on which bush T is mounted is as shown; this is when the flap D (see fig. 1) is raised by depression of Record or Playback button.

But when the flap D is not raised, the spring F pulls T into such a position that the mechanism can not be switched to *Record* or *Playback* until the Stop button is first pressed. Rewind switching is not affected, being merely a selection of appropriate connections to the motors. A small adjustment of the complete assembly, to prevent interlock action from fouling and delaying "Stop" application, is possible by slackening nut W.

### Pinch Wheel and Pressure Pads

The other important adjustment allied to these movements is the precise engagement of the pinch wheel and pressure pad assembly, and its equally vital disengagement when the mechanism is returned to neutral. Returning to the inaugural movement, the depression of either *Record* or *Playback* button raises flap D, partly rotating pivot rod E and moving the lever T against the tension of spring H, which moves lever G, (see also fig. 1). The length of the rod H is determined by the locknut h, and it will be seen that another transmission bar J is similarly locknuted to adjust compression of its spring. Both of these adjustments are important. They should not normally need alteration from their factory setting, but if maladjustment has been done, the following procedure should be carried out:

(1) adjust nut j until ¼ inch of the transmission rod protrudes.

(2) With Record button pressed, adjust h so that about 1/32 inch free play is present on the transmission rod.



(3) Depress Stop button. Note that the rod of the record switch is just touching flap D. If necessary, slacken nut j until mechanical contact is made.

(4) Press Record and Stop buttons alternately and note that slide K springs back to its full extent. It may be necessary to tighten j slightly to ensure correct action. If so, go over the procedure again, checking clearance and clean movement.

Apropos that vital word "clean", watch for an excess of grease at these transmission bars. If some misguided serviceman has attempted rough lubrication, the end result may be sluggish action. A similar stricture applies where incorrect

(Continued on page 119)

# MINIFLUX — MAGNETIC HEADS



are now being used in a great many high quality recorders throughout the World and as a logical progress towards further high quality, the Technisches-Physikalisches Laboratorium, West Germany, have developed a series of new heads for 1962 which are likely to have considerable influence on present-day equipment.

A complete new series of stereo heads type 'N' are now available. These embody improved shielding qualities and simplified mounting arrangement. The electrical qualities remain essentially the same as the well-known standard types except that the very low frequency linearity is improved.

A new series of miniature Ferrite core erase heads is also presented having single hole fixing and obtainable in  $\frac{1}{2}$  track mono,  $2 \times \frac{1}{2}$  track stereo and  $2 \times \frac{1}{4}$  track stereo.

**HALL EFFECT HEAD**—it is well known that magnetic heads which use magnetic induction principles have a playback output e.m.f. which rises with frequency since the e.m.f. is proportional to the rate of change of induced flux.

The head shown alongside represents a scientific "break through" in the art of magnetic recording in that the head employs a Hall effect generator to produce an output e.m.f. which is independent of flux rate of change and gives a constant e.m.f. down to D.C. conditions. The head uses a special semi-conductor material to generate an output e.m.f. of 300  $\mu$ V which is higher than the compensated natural output from an inductive type head.

The Hall effect head is intended for  $\frac{1}{2}$  track scanning of  $\frac{1}{4}$  in. tape and also incorporates an armature winding for recording purposes.

Complete detailed technical information and installation drawings are obtainable by writing direct to:

**MINIFLUX ELECTRONICS LIMITED**  
8 HALE LANE, LONDON, N.W.7. ENGLAND

## Two Years Guarantee

**NOT MASS PRODUCED BUT VIRTUALLY HAND-MADE FOR RELIABILITY AND CONSISTENTLY HIGH STANDARD OF PERFORMANCE**

**R10 SPECIFICATION: 2 or 4 track version. 10 watts push/pull output.**

Record Replay Responses—

$7\frac{1}{2}$  ips. 40-16,000 C.P.S. }  $\pm 3$  dBs.  
 $3\frac{3}{4}$  ips. 40-10,000 C.P.S. } At optimum  
 $1\frac{7}{8}$  ips. 50- 6,000 C.P.S. } bias setting.

Signal/Noise ratio—

half track 50 dBs at  $3\frac{3}{4}$  ips.  
 quarter track 45 dBs at  $3\frac{3}{4}$  ips.

Modified Collaro Studio Deck. Microphone and Radio/Gram inputs each with separate gain controls for mixing. Separate bass and treble controls.  $\pm 12$  dBs at 50 cycles and 12 k/cs. Adjustable monitor volume control independent of record level. Peak signal lever meter  $2\frac{1}{4}$  in. square. Bogen heads. Record safety device. 600 ohms Cathode follower output. Two per cent total harmonic distortion on peaks. 200/250 volts 50 cycles or 100/120 volts 60 cycles. Valve line up: 3 EF86, 2 ECC83, 1 ECC82, 2 ECL86. Metal rectifier, contact cooled.

Prices: 2 Track 7" spools ... .. 59 gns.  
 4 Track 7" spools ... .. 69 gns.



Fully illustrated literature available on request to—

**REPS (TAPE RECORDERS) LTD.**

118 Park Road North, South Acton,  
 London, W.3 Phone: Acorn 4141

**TAPE RECORDER SERVICE—(continued)**

grease has been used at flywheel and capstan bearings, or at the pinch wheel spindle (a popular, but inadvisable, lubricating point). A high grade graphite type of grease (or preferably molybdenised grease) should be used, sparingly, and great care should be taken to avoid infiltration of dirt.

Before leaving the description of the switch action, the cord Z and return spring R, which are part of the *Pause* mechanism, should be mentioned, and their function explained. It can be seen from fig. 2 that the pause lever is actually an extension of the brake linkage system, operated by the stop button. When it is moved toward the operator (to the right in fig. 2) the brakes are applied by a pulling motion on lever N, as previously described. This pulls the lever to which spring R is attached, swivelling it on its central pivot, and causing the cord link Z to pull the outer end of lever G, which in turn retracts the pinch wheel and pressure pad assembly from the heads.

The other relevant parts shown in fig. 1 are the intermediate drive wheel Y and spring X. Speed selection is done by rotation of a scroll spindle, a locating screw in the groove of the scroll causing the bracket to raise and lower. At the same time, a cam on the lower end of the spindle moves the idler carrier in or out, ensuring a firm contact with the appropriate step on the capstan and with the flywheel. Fine adjustment of height can be made by slackening a grub screw in the idler stem and raising or lowering the complete idler stem and oilite bearing.

**Spool Height**

Adjustment of spool height was mentioned at the beginning of this article, and this is one simple check that can be carried out without removing the deck from its cabinet. The makers have very kindly enabled access to the spool assembly grub screws from the top of the deckplate. A fine screwdriver is needed— $\frac{1}{8}$  in. diameter, about six-inch blade can be recommended, for this, and several other jobs about the decks. The hubs should be set to the level where the tape comes cleanly from between spool flanges, horizontally passing the guide and head system.

Drive to the spools is direct, via individual motors, selected by switch action. There is thus no bother with clutches, drive belt, or intermediate drive wheels to the spools. The *Record* or *Play* button selects switch positions to energise the capstan and take-up motors, with field coils in series. (C and B, fig 1). *Fast Forward* also energises both these motors, but this time switches the field coils in parallel on motor B, providing full torque. *Rewind* selects motor A, in a similar manner.

There is, however, one point worth noting. To obtain the reduced torque for take-up, later runs of the K10 have a 1,000 ohm, 10-watt resistor in series with the motor winding. This resistor will be found mounted on a tag strip across the base of the *Rewind* motor. If the machine is found to work correctly in *Fast Forward*, but not to take-up on *Record*, this component is the immediate suspect. Always replace with a good quality resistor, of not less than 10 watts dissipation.

**Adjusting Heads**

Head adjustment on this model is relatively simple, both *Record/Playback* and *Erase* heads being mounted on circular plates that rest upon two ball bearings and are held down by two screws. The vertical disposition of the gap can be altered by tightening one screw and slackening the other, and a small adjustment of height is possible by judicious slackening of both, provided the security of the head on its ball-bearings is not affected. Later models used an *Erase* head of double gap design, and an alternative low or medium impedance model is available. There was also a modification which incorporated a high impedance R/P head of improved design, but as there is no change in mounting or adjustment, the above remarks are not affected.

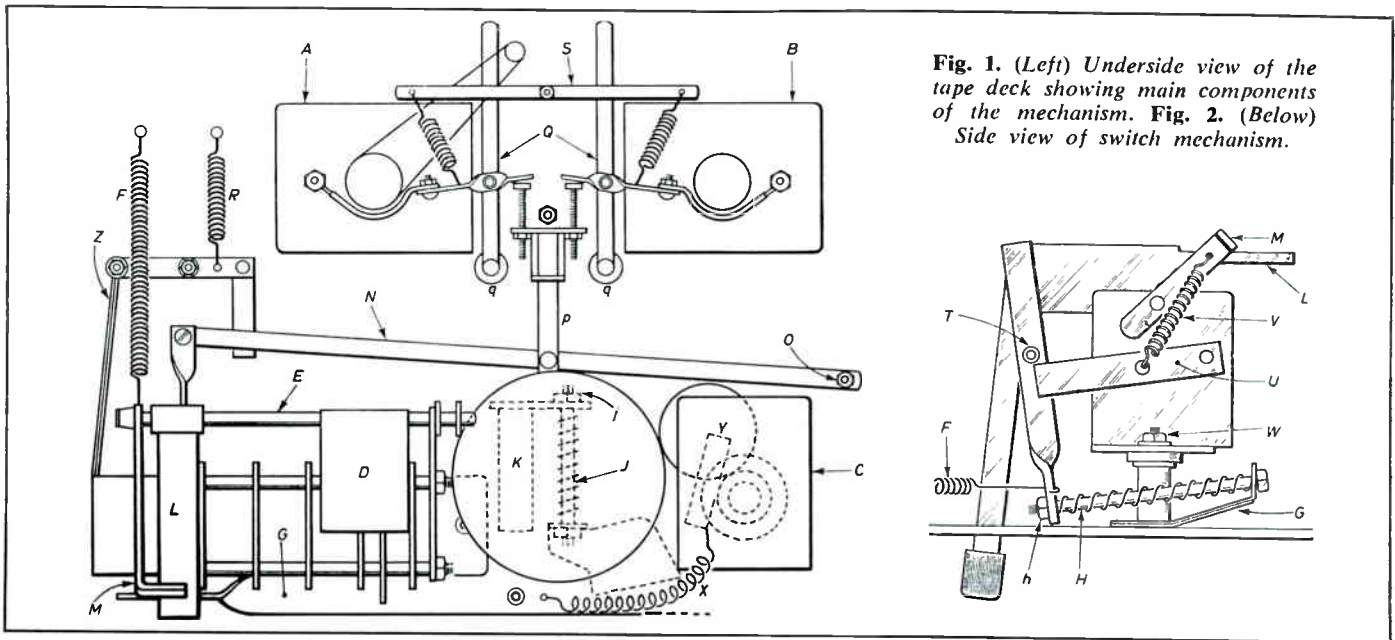
The only other adjustment, seldom needed, is the setting of the flywheel, which should spin freely with the idler disengaged, and have no side play. An Allen set screw adjustment is provided.

\* \* \*

● The Tape Deck described and illustrated in Part One of this series (see page 583, *The Tape Recorder*, Vol. 3 No. 12, January 1962), was an earlier model of the *BSR Monardeck*, TD1/2. Since its successful production, several modifications have been brought out; in particular, in August 1959 a more powerful motor with larger stator pack was introduced, and in April 1960 the belt between the motor and the capstan wheel was replaced by a rubber jockey pulley wheel. At the same time, the capstan bearing was changed for a shorter type.

The author apologises to readers, and the makers, for omitting to mention these modifications in the original article, and for any confusion that may have resulted, especially with regard to the pulley wheel now fitted.

It should be noted that most of the decks being described in this series were first introduced two or more years ago. They are all in widespread use. Because of their length of service, attention is more likely to be needed. If, however, readers wish to discuss problems on other, newer, machines, the author will be glad to deal with letters addressed c/o the Editor.



**Fig. 1.** (Left) Underside view of the tape deck showing main components of the mechanism. Fig. 2. (Below) Side view of switch mechanism.

SAGA

**Tape Records are fashionable SAGA Tape Records are musically exciting and technically superb. SAGA Tape Records give you GREAT music, GREAT artists, GREAT value**

**SAGA RECORDS LTD.  
127 KENSAL ROAD  
W.10**

SAGA


**Some SAGA Highlights**

**DIXIELAND BATTLE**  
Pete Fountain  
Pete Daily and  
Muggsy Spanier  
Bands  
STG 8068  
32/6



**JAZZ GIANT**  
Coleman Hawkins  
STG 8062  
32/6

**REPERCUSSION**  
Dick Schory  
Ensemble  
STG 8047  
32/6  
Stereo  
STE 3051  
63/-



**LEROY ANDERSON FAVOURITES**  
STG 7021  
25/-  
Mono  
STA 7021  
35/-

**LET'S SWING**  
Wendell Tracy  
Orchestra  
STG 8060  
32/6




**GIGI**  
STG 7020  
25/-  
Stereo  
STE 3008  
63/-

**BACH**  
Brandenburg  
Concertos 1, 2, 3  
STG 8013  
32/6  
4, 5, 6  
STG 8014  
32/6



*All packaged in attractive  
colourful Pictorial boxes*

★  
**SAGA RECORDS use  
SCOTCH tape exclusively**



**THE PATTERN OF PERFORMANCE...**


... is not to be found in a tape recorder's outward appearance. It lies within the deck, and by and large, a recorder is only as good as the components and engineering qualities that are built into the deck.

The Brenell Mark 5 deck, at 28 gns., has greater precision and dependability than you are ever likely to find elsewhere, at anywhere near the price.

Its main motor is an hysteresis synchronous motor, an ideal type for recorder operation. 'Wow and flutter' is below 0.1% at 7½ i.p.s.!

The specification below speaks for itself, but only your personal observation can give full recognition to the individual skill and thoroughness lavished on the assembly. Such care may not be fashionable these days. We find it both desirable and economic... we are sure you will too.

**MARK 5 DECK  
28 GNS.**



*Abridged  
Specification:*

**AUDIO FESTIVAL  
STAND No. 70  
DEMONSTRATION  
ROOM No. 259**

3 INDEPENDENT MOTORS (Capstan motor-hysteresis synchronous) • 4 RECORDING SPEEDS—1½, 3½, 7½ and 15 i.p.s. • FAST REWIND (1,200 ft. reel rewound in 45 seconds in either direction) • ACCEPTS 8½ in. REELS (Modified Deck to accommodate up to 10½" reels—7 gns. extra) • PAUSE CONTROL • DIGITAL REV. COUNTER • PROVISION FOR EXTRA HEADS (Mono or Stereo)

**'WOW AND FLUTTER'**

Below .05% at 15 i.p.s. Below .15% at 3½ i.p.s.  
Below .1% at 7½ i.p.s. Below .25% at 1½ i.p.s.

*Our range of Tape Recorders includes:* 3 Star: 58 gns.  
Mk 5: 64 gns. Mk 5 Type M: 88 gns. 3 Star Stereo: 89 gns.  
Mk 5 Stereo: £99 12s. 0d.

*Sole manufacturers:*



**BRENELL ENGINEERING CO LTD  
1a DOUGHTY STREET  
LONDON W.C.1  
Tel: HOLBORN 7356 (3 lines)**

GD 965

# ... tape recorder workbench

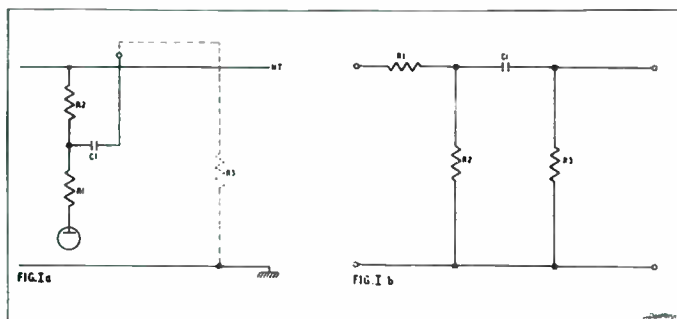
Practical suggestions for the tape handyman

by A. Bartlett Still

## No. 33 CONNECTING EQUIPMENT (Part 2)

IN my column last month I tried to give some idea why practical difficulties should arise in the connection of a tape recorder to other apparatus for purposes of replay or recording, a process that, in theory, should be simple in the extreme. I explained that we were likely to meet either of two extremes, too little signal or too much, and indicated that the latter was rather more easily overcome by the enthusiast himself without outside help. I suggested that the manufacturer's advice should be sought when the signal level available was not great enough, but there is, in fact, another way in which the problem would be tackled. The use of a small pre-amplifier, which could be one of the commercially available transistorised units, would boost the signal in a simple fashion. In view of the amount of gain normally obtained from these units, however, it is likely that the problem would not be solved in this one step, but changed in character to the other extreme. This is where our simple resistive attenuator comes in useful.

My first illustration, (fig. 1a) shows one form of circuit that is in common use to supply a Hi-Z output, R3 representing the load that is applied to the output by the second piece of apparatus be it a tape recorder or amplifier. Since the three resistors and the capacitor C1 represent an attenuator I have re-drawn this (fig. 1b) so that the circuit can be more readily considered as an attenuator network. If we considered this to be the high impedance output of a tape recorder, coupled to the appropriate input of an amplifier for replay purposes, typical values would be as follows: R1, 100 K ohms, R2, 10 K ohms, (this would be specified as a 10 K ohm output impedance) C1, 0.1 mfd, while R3, the input of the amplifier, might well be 1 M ohm. The signal available in the tape recorder is in fact attenuated by R1 and R2 while R3, shunting R2, has little effect because of its greater magnitude. One simple way

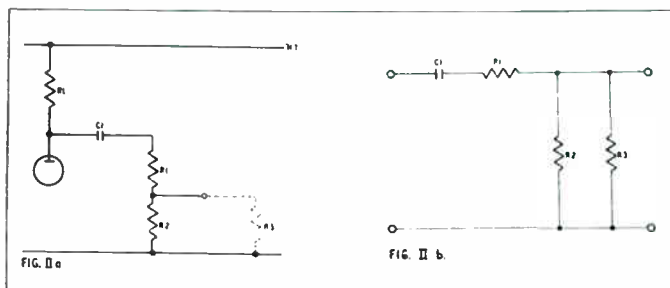


of reducing the signal level would be to reduce the value of R2. There is nothing against this, provided you are prepared to go inside the tape recorder to make a modification. Equally, it would seem that the reduction, or the shunting of, R3, would have the same effect, were this to be 10 K ohms instead of 1 M ohm the signal available would be halved due to the shunting of R2. This does introduce a danger in this particular circuit, because of the size of C1. C1 and R3 together form what is known as a time constant circuit. If this time constant, which is simply the product of the two values, is reduced below a certain level, the low frequencies of the signal waveform would be severely attenuated.

We therefore have to reduce the signal applied across R3 but maintain the load impedance seen by C1 in order that the time constant shall be kept at its correct value. The solution then is to reduce the value of R3 by means of an external shunt resistor, yet maintain the overall impedance by means of a

resistor in series with C1. Taking a typical example, supposing the signal is required to be reduced by a factor of 10, the input of the amplifier could be shunted by a resistor of 100 K ohms and a resistor of 1 M ohm should be inserted in series with the signal line between the two resistors and the condenser C1. This would satisfy all the necessary conditions for this type of circuit.

If we now turn to fig. 2a we have a similar arrangement carried out in a slightly different manner. Here the attenuator within the tape recorder (or amplifier) has been formed by separate resistors rather than a division of the anode load resistor of the valve. This again is drawn out more simply in fig. 2b and it will be noticed, by comparison with fig. 1b that the basic difference lies in the position of C1. Because C1 now appears on the other side of R1 we are less likely to influence the time constant of the circuit and so reduction in signal voltage may



be carried out by a simple shunting of the load resistor R3. Again taking the case where the signal level is to be reduced by a factor of 10, and assuming the resistor values as previously specified, a simple shunt resistor of 1,000 ohms will do the trick. With this type of output circuit the solution may still be provided in the two-resistor form of network and if you are, in fact, at all uncertain as to the type of output circuit your amplifier or tape recorder may have the first of the two arrangements should be used everytime.

I would like to close this month by saying something about the operation of four-track tape recorders, such as are becoming so popular these days. I am raising the subject because of a number of letters received recently in which readers are remarking about mysterious "dropouts" that they are noticing, even in some cases these have been apparent on new machines with brand new reels of tape. Upon investigation this is usually found to apply to tracks 1 and 4 only, i.e. the outer tracks of the tape. Any tendency for the tape to be crinkled, or any slight maladjustment of the tape recorder, can cause a loss of the intimate contact that is always required between tape and tape head, particularly on these outer tracks. There is, as far as I can see, little that can be done, other than pass the problem back to the manufacturer's service department.

It is my personal opinion, and I venture to suggest that these reports lend weight to it, that the introduction of four track tape recorders was a grave disservice to the whole field of amateur tape recording.

### RAPID RECORDING SERVICE

78s & LPs from your own tapes

Master Discs and pressings

Recording Studio equipped with Bechstein Grand

Mobile Recording Van—"Off the Air" Service

Practising studios with or without accompanist  
21 Bishops Close Church Lane, E.17 COP 3889

BRITISH DESIGNED • BRITISH MADE

# LUSTRAPHONE MICROPHONES

VR/64 RIBBON LFM/59 "Full Vision" Dynamic LD/66 Dynamic

LUSTRAPHONE MICROPHONES are consistently specified for quality and reliability. Available in a wide range of models from 67s. 6d. to 30 gns. for mono and stereo requirements, professional and domestic.

## KEEP FAITH WITH SOUND



BOOTH 6 — ROOM 149



Descriptive literature on request.

**LUSTRAPHONE LIMITED**

ST. GEORGE'S WORKS, REGENTS PARK ROAD, LONDON, N.W.1  
PRI. 8844

## Lothian Tape to Disc Service

Speedy and efficient service with excellent results.  
Highest Grade Professional Equipment  
Used in all Cases.

### LIST OF CHARGES

#### TAPE TO DISC TRANSFER

7" Std.	...	45 rpm ( 3 1/2 mins)	8/9d. per side
7" EP	...	45 rpm ( 6 mins)	10/6d. per side
7" LP	...	33 1/3 rpm ( 8 mins)	12/6d. per side
10" LP	...	33 1/3 rpm (15 mins)	14/9d. per side
12" LP	...	33 1/3 rpm (22 mins)	18/9d. per side

(Times shown are per side.)

If tapes require editing a charge of 5/- is added.

#### CUTTING ACETATE MASTERS FOR PROCESSING (Mono)

7" Std.	...	45 rpm ( 3 mins)	25/- per side
7" EP	...	45 rpm ( 6 mins)	35/- per side
10" LP	...	33 1/3 rpm (15 mins)	55/- per side
12" LP	...	33 1/3 rpm (20 mins)	75/- per side

Prices for processing and supplying pressings on application.

#### TAPE TO TAPE COPYING

7/6d. per half hour, plus cost of tape used.

Tapes may be full track, half-track or quarter-track recorded, at speeds of 3 3/4, 7 1/2 or 15 ips.

**GEORGE JEFFREY LTD.**

23 EARL GREY STREET, EDINBURGH, 3

Telephone : FOU 8389

# hi fi

## FOR BEGINNERS

by John Borwick

★ THIS IS THE FIRST TITLE IN THE LONG-AWAITED SERIES OF HI-FI BOOKS, AND WE RECOMMEND IT THOROUGHLY TO EVERY ENTHUSIAST. READERS WHOSE PARTICULAR INTERESTS LIE WITH TAPE WILL FIND THAT CHAPTER 7 ALONE WILL MAKE THE BOOK WORTHWHILE. "HI-FI FOR BEGINNERS" IS THE IDEAL BOOK FOR EVERYONE WHO HAS JUST STARTED, OR IS ABOUT TO START THIS HOBBY.

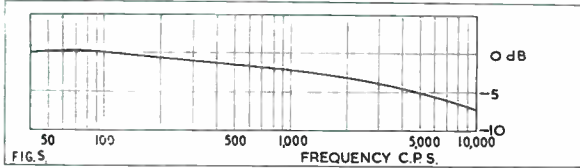
**MILES HENSLOW PUBLICATIONS LTD. 99 MORTIMER ST., LONDON, W.1**





**THE USE OF TEST TAPES—(continued)**

Wavelength losses mainly affect the ends of the frequency spectrum and they depend on dimensions of the head and gap. Gap losses are perhaps the easiest to understand. A head with a 1 thou' gap can not "see" a 1 thou' wavelength on the tape because such a wavelength, or cycle, consists of two elementary magnets a N-S followed by a S-N for example. These exactly cancel within the gap length, and the flux around the head magnetic circuit is zero. In the same way a 1/2 thou' gap will give zero output at 15 Kc/s at 7 1/2 i/s, or 7 1/2 Kc/s at 3 1/2 i/s. Most

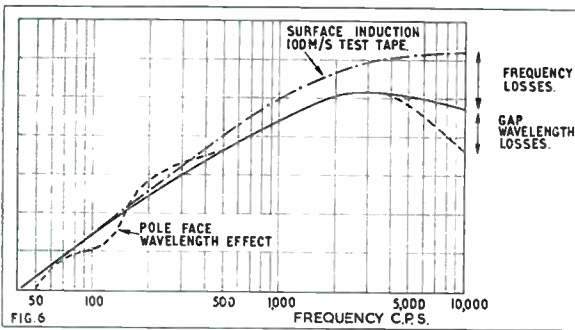


**Fig. 5. Frequency losses for a typical head**

modern heads try for a 1/4 thou' gap, but manufacturing tolerances sometimes let through the odd one which is nearer 1/2 thou'.

Another gap trouble can show up if the gap is not absolutely straight, or if the sides not parallel. Thus the playback equalisation may have to include a certain amount of top lift to compensate for the short wavelength losses in the head. The only foolproof way of measuring and dealing with such effects is to play a good quality test tape and to alter the equalisation until a level playback response is obtained over the desired frequency range.

Long wavelength losses are not so well-known, and are less easy to explain. It is obvious that if the total pole face length of a head is, say, half an inch, then it cannot pick up very much flux from a two-inch magnet on the tape, so that every head has a low frequency cut off which is a function of the tape speed and the biggest dimension of the head. Such a roll off only occurs when the profile of the head is smooth and roughly semi-circular in shape. If the pole pieces have any abrupt discontinuities or corners, then a much more serious effect can occur in the form of large peaks and dips in the low frequency response of the head. These are caused by the "corners" of the



**Fig. 6. Typical head response**

head acting as a secondary, long wavelength gap which suffers the same maxima and minima effect as the normal gap, but which can in addition add or cancel the output of the short wavelength gap to give a ragged response which extends well into the middle frequency range of the recorder.

A sure way of identifying any wavelength effect, which is a function of the "geometry" of the head, is to see whether it moves up or down the frequency response with corresponding changes of tape speed—i.e. if halving the speed of a recorder causes a peak or dip to recur at exactly half the original frequency, then it is certainly a symptom of "wavelength wiggles".

It should be clearly understood that such effects only occur during the playback of a tape. Frequency losses in a head, however, affect both recording and replay.

It will be seen, therefore, that a properly calibrated test tape can give complete information on the playback characteristics of a recorder, and that, in addition it can help indirectly in recording equalisation and volume indicator calibration.



Approved by the manufacturers of the incomparable Ferrograph Recorders whose decks are drilled and fitted to accept the incomparable Bib Splicer.

**RECORDING TAPE SPLICER 18/6**

Gives you a professional touch! This handy precision tool lets you edit tapes quickly and accurately—with no tape wastage and no post-editing clicks. The Bib Tape Splicer can be mounted directly on the tape deck. It uses all your odd lengths of tape, and pays for itself in tape saving over and over again. Bib value at 18/6!



**TAPE REEL LABELS**

For identifying recorded tapes. Self adhesive—for typing or writing. Space provided for title, composer, date, speed and type of tape. 24 in a packet for 2/6d.



**AT YOUR DEALER'S NOW!**

In case of difficulty, send remittance to: **MULTICORE SOLDERS LTD.** MULTICORE WORKS, HEMEL HEMPSTEAD, HERTFORDSHIRE MK11

**MAKE YOUR TAPE RECORDER REALLY PORTABLE**

WITH A **Valradio** CONVERTER

A Valradio converter enables you to operate your tape recorder from car, boat or caravan battery, or any other source of low voltage or D.C. supply, making it possible for you to record outdoor events, or dictation, or to provide entertainment when you go on holiday or picnics, etc.

**Prices range from £6.10.0., many models available**

Write for fully descriptive folder to

**Valradio**

**VALRADIO LTD.**  
Dept., TR/C.,  
Browells Lane,  
Feltham, Middlesex  
Tel. Feltham 4242

Valradio and Stereosonoscope are the registered trade marks of Valradio Ltd.

To Valradio Ltd., Dept. TR/C., Browells Lane, Feltham, Middlesex.  
Please send me fully descriptive folder of converters suitable for tape recorders

**NAME** \_\_\_\_\_  
**ADDRESS** \_\_\_\_\_

# PROFESSIONAL TAPES


by



DIVISION OF

**COLUMBIA BROADCASTING SYSTEM**

*now  
available  
to all  
recorder  
users*



Specially prepared fine magnetic iron oxide dispersion; precision and uniformity in processing with quality control at all stages—these are some of the features that result in C.B.S. Tapes giving you extended frequency range, better wearing; better transients and the chance to make magnificent recordings from all sources even on quarter track at  $3\frac{3}{4}$  i.p.s. In all sizes—standard, long play and double play. Particularly recommended for  $\frac{1}{4}$  track and stereophonic uses.

## BETTER QUALITY FOR LESS COST

		5"	5 $\frac{3}{4}$ "	7"
Standard...	1 $\frac{1}{2}$ Mil	600' 17/6	900' 23/-	1,200' 27/6
Long Play	1 Mil	900' 21/-	1,200' 25/-	1,800' 35/-
Double Play	$\frac{1}{2}$ Mil	1,200' 34/-	1,800' 45/-	2,450' 56/-
Standard Mylar	...	600' 21/-	900' 28/-	1,200' 35/-
Long Play Mylar	...	900' 25/-	1,200' 32/-	1,800' 47/-
Double Play Mylar (Tensilised)	...	1,200' 42/-	1,800' 55/-	2,400' 68/-

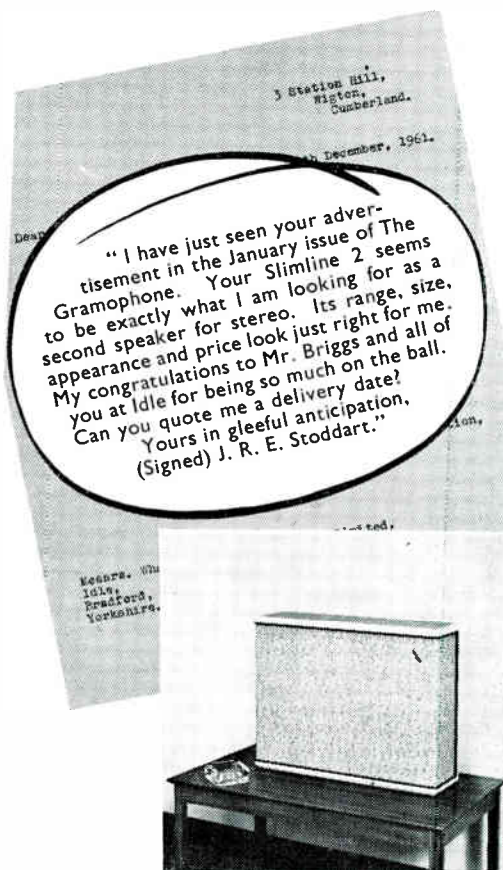
- ★ With leaders and stop foils
- ★ Superb quality at  $3\frac{3}{4}$  i.p.s.
- ★ Long wearing
- ★ Recommended specially for four track instruments
- ★ Consistently high quality in all grades

**CBS TAPES** DESMOND BURGESS & CO.  
12-16 WATLING ST., LONDON, E.C.4  
CITY 2238

*LOOK* AT THIS LETTER!

it typifies the interest shown  
by enthusiasts in the Wharfedale

## SLIMLINE 2



The Wharfedale Slimline 2 is fitted with special 12" and 4" units with polystyrene cones. Patent Application No. 46738/61. The attractive cabinet is suitable for wall, floor, or table mounting.

SIZE: 25" x 20" x 7".

WEIGHT: 32 lb.

UNITS: PST 12/RS: PST4.

RANGE COVERED: 30 to 15,000 c/s. Power Handling 15 watts R.M.S. or 30 watts peak. Back fitted with glass plates for vertical and horizontal wall mounting. PRICE £22 : 10 : 0.

Tropical models available.

Descriptive leaflet on request.



**IDLE,  
BRADFORD,  
Yorkshire**  
Tel.: Idle 1235/6  
Grams:  
'Wharfedel', Idle,  
Bradford

# TAPE, RECORDERS & ACCESSORIES

## FIRST DETAILS OF NEW PRODUCTS

● We remind our readers that notices of equipment listed and illustrated in this monthly feature are in no sense reviews. When figures, specifications and diagrams are published, these data are extractions from manufacturers' lists. When samples of this equipment are submitted for test, they are passed to our technical contributors, whose reports are published in a separate section.



\*  
**WYNSOR  
 INTER-  
 NATIONAL  
 FOUR-TRACK  
 RECORDER**  
 \*


WYNSOR RECORDING CO. LTD., have produced a new model for this year's Audio Festival—the International Recorder priced at £78 15s., with microphone.

The layout is a breakaway from the conventional design in so far that the deck is in the vertical position. The specification states that it is a four track, two speed recorder ( $7\frac{1}{2}$  and  $3\frac{3}{4}$  i/s) with a frequency response of 40-20,000 c/s ( $7\frac{1}{2}$ ) 40-12,000 ( $3\frac{3}{4}$ ) both  $\pm 3$ dB. A recording level meter is fitted together with separate bass and treble controls, 8 in. speaker, facing the rear of the machine, three inputs and three outputs, monitoring through internal speaker. Pause control with lock and tape position indicator.

A ribbon microphone can be applied for the price mentioned above but enthusiasts already well stocked with microphones may purchase the machine for £72 9s.

Further details of the International may be obtained from the manufacturers Wyndson Recording Co. Ltd., Wyndson Works, 2 Bellevue Road, Friern Barnet, London, N.11.

\* \* \*  
**Three New Miniflux Heads**



The photograph shows left to right: Type N Stereo Head, Hall effect head without shield, and a four-channel head.

DETAILS of three further Miniflux magnetic heads have now been released. The most interesting of these is a record/playback head in which the output EMF is not obtained by the normal electro-magnetic induction principles, but is dependent on a phenomenon known as the Hall Effect.

As is well known, the normal magnetic head gives an output EMF which is dependent on the rate of change of induced magnetic flux from a moving tape and the output thus rises with frequency until various losses take over and the output drops. With the Miniflux head type HK 3/30N, an output EMF is obtained which is independent of this effect and will give a D.C. output from a stationary recorded tape. The head is also provided with normal windings for recording purposes.


Of more general interest will be the new series "N" stereo heads for domestic and professional applications. These heads which are shorter than the previous types are provided with two screw bosses at the rear of the mu-metal housing for mounting on a simple bracket for azimuth adjustment.

The third type available is a four-channel head designated as Type WN /05/4K which is adaptable to provide 4, 8 or 12 channels on  $\frac{1}{4}$  in. wide magnetic tape.

Production has now commenced on these new heads at the Technisch-Physikalisches Laboratorium, Munich, who have also developed a new range of full track heads (0.25 in.) which will be available in production quantities later this year. Further information can be obtained direct from: Miniflux Electronics Ltd., 8 Hale Lane, London, N.W.7.

\* \* \*  
**Tape Height Adjusters**

DETAILS were given in last month's issue of Tape Height Adjusters. These ensure that tapes are not damaged due to contact with the spool rim. Manufacturers: Rawson and Panton Ltd., 107a Lion Road, Bexleyheath, Kent.



\* \* \*  
**A New Fi-Cord**

FI-CORD announce a new recorder—the 202. This is a mains battery machine with speeds of  $7\frac{1}{2}$  and  $3\frac{3}{4}$  i/s and is the successor to the Fi-Cord 1A. Other features of the 202 include: fast forward and rewind, Vu-meter, four inch spools, resettable counter, manual and automatic volume control, built-in loudspeaker and low and medium impedance input sockets. The batteries are loaded into a easy-to-remove cassette and a warning light indicates when the batteries should be replaced. A safety record switch is fitted and the machine may be remote controlled if required. Accessories available include carrying case, choice of microphone and power packs for mains and car. The price, £69 6s., includes long life mercury batteries and tape. Makers Fi-Cord International, 40a Dover Street, London, W.1.

## AUDIO LEARNING

**USE YOUR TAPE RECORDER OR  
 GRAMOPHONE FOR SELF-IMPROVEMENT**

Here are a few of the tapes and discs issued by  
 Educational Recordings Ltd.

**SLEEP LEARNING MIND MANAGEMENT SELF-HYPNOSIS  
 PRACTICAL HYPNOTISM SAFE SLIMMING POSITIVE PERSONALITY  
 "PERSONAL" RECORDINGS**

**INTERESTING BROCHURE**

describing our full range of helpful recordings gladly sent post free under plain cover and without obligation. Write now!

**To EDUCATIONAL RECORDINGS LTD.**

Dept. 13, 21 Bishops Close, Church Lane, London E.17

# For High Fidelity Stereo and Monitoring...



## S. G. BROWN SUPER **K** HEADPHONES

The "Super K" Headphones are the newest product of S. G. Brown Ltd. and are designed especially for High Fidelity Stereo requirements. They are attractive in appearance, extremely comfortable to wear and incorporate plastic head band and earpieces.

Low impedance type list price £6.10s. per pair



Ask for fully detailed and illustrated leaflet from:

**S. G. BROWN LTD.**  
SHAKESPEARE STREET, WATFORD,  
HERTS. Tel. Watford 27241

# 6 "Technically Luxurious" HI-FI TAPE UNITS



Model PD86

The most economical way to add tape to your existing system. These units consist of a "Series 80" Deck with pre-amp and recording amplifier, push-pull erase bias oscillator and power supply, all mounted in an attractive plinth. Easy connection to mains and hi-fi amplifier, radiogram or even good-class radio. Precision engineered by Truvox—the ideal add-on unit.

Model PD82 Standard 2-Track £42.0.0	Model PD85 Professional 4-Track £52.10.0
Model PD83 Professional 2-Track £48.10.0	Model PD86 Stereo 2-Track £63.0.0
Model PD84 Standard 4-Track £46.0.0	Model PD87 Stereo 4-Track £63.0.0

## TRUVOX 80 SERIES

Full technical details of these units, complete Tape Recorders and Tape Decks from

**TRUVOX LIMITED**

NEASDEN LANE, LONDON,  
N.W.10 Tel.: Dollis Hill 8011

## Ferroglyph (Appointed Dealer)



**AMPEX** and **Ferroglyph** Tape Recorders—see and hear these fine instruments at Nusound's London Showrooms, where we display a representative range of high quality Recorders and Audio equipment. You are cordially invited to visit us.

**IT PAYS TO DEAL WITH A SPECIALIST.**

## Accessories For Your **Ferroglyph** The Nusound "Numix"

The "NUMIX" is a convenient mixer which enables a Ferroglyph user to mix and fade at will two programmes, from microphone and radio/radiogram. Alternatively, speaker output sockets from power amplifiers can be used. Any combination of two programmes is possible with the Nusound "NUMIX" device.  
Price: £4.7.6. Radio Lead complete 7/6.



Write for leaflet on "NUMIX" and "MONITOR"

## NUSOUND RECORDING CO.

35 CRAVEN STREET, W.C.2. TELEPHONE TRA 2080

# our readers write . . . . .

## . . . about pre-recorded tapes

From:—S. A. Cisler, 637 Upland Road, Louisville 6 Kentucky, U.S.A.

*Dear Sir:*—To comment on Mr. George's letter that there are a wealth of pre-recorded tapes at  $3\frac{3}{4}$  i/s stereo on the Continent and the U.S. I fear he is operating on an illusion.

Having spent almost three months in 10 countries from Moscow to Portugal running down pre-recorded tapes in Europe I can honestly say that England has the greatest variety available in the continental scene. Only about 12 were found in Germany, none in Russia, about ten in Scandinavia, none in France, Austria, Holland, Belgium, Portugal, 5 in Switzerland. This does not include some of the American titles being sold abroad. Just originals. Most of these were at  $7\frac{1}{2}$  i/s and were very high priced.

In the U.S.A. the use of  $3\frac{3}{4}$  is about out of the picture. Only about 100 titles are available on the RCA and Bel Canto catalogues and these are on cartridges for the slower speed. Virtually no two-track  $7\frac{1}{2}$  stereo tapes are being produced any more. Everything is four track stereo at  $7\frac{1}{2}$ , and this appears to be the speed for the future, barring any unusual new technical development which has not appeared on the horizon. The early rumours of a  $1\frac{1}{4}$  i/s cartridge has not been borne out by any production or announcement of plans. So, quality of sound still needs in most makers' opinion the  $7\frac{1}{2}$  speed.

The variety of items available in the English tape catalogues is only matched by the American catalogues, and because of music copyrights and recording society problems, many of these are not available for sale overseas, although the curtain is lifting slowly with the arrival on your scene of the Audio Fidelity, Concertapes, and some Capitol items through new English distributors. Meanwhile, the U.S.A. has no imported tapes of any number or quality, apparently because none are being produced except in England.

So, Mr. George, look to your own stores to supply you with a larger variety of the  $3\frac{3}{4}$  i/s speeds than the U.S. can or will.

*Yours faithfully.*

## . . . about a recording 'den'

From:—T. Robinson, "Crepello," 17a St. Anne's Road, Whitstable, Kent.

*Dear Sir:*—I am seriously considering having a small recording "den" built at the end of my garden. The maximum width can be 6 ft. and the maximum length 12 ft.

I shall be interested to hear whether any of your readers have attempted a similar project, and shall be very grateful for any advice and assistance which may be available in the light of experience. I am thinking in particular of the most satisfactory methods of construction, i.e. timber, brick, concrete blocks etc. types of most suitable flooring and internal wall finishes; the best method of sound insulation at a reasonable cost, and suggested layout of equipment. My main set-up will still be indoors, but I am thinking of a small type amateur studio, with recorder, gram, FM/TV tuner, mixers etc. and associated facilities—in other words, a little studio where I can disappear from the overpowering competition of children and television to do a little peaceful tape exchanging, documentary, copying, and all the 101 other recording jobs which require a little peace and quiet.

*Yours faithfully.*

## . . . about 4-track recording

From:—D. Casburn, 63 Roseville Road, Leeds 8.

*Dear Sir:*—I feel I must reply to Mr. A. Bartlett Still's letter in the November issue of *The Tape Recorder*, on the subjects of 4-track recording and playing time.

To many people, such as myself, playing time is extremely important and not merely a "fetish" as Mr. Still calls it. I admit that some manufacturers have overdone things rather by

introducing 15/16 i/s, but I think a fairly slow speed such as  $3\frac{3}{4}$  i/s, is necessary on many occasions. As a music-lover, my only interest in tape recording is in building up a library of symphonic music on tape. Now many symphonies last for well over an hour.

What should I do if I had Mr. Still's "ideal" recorder which he mentioned— $7\frac{1}{2}$  i/s full track—, and wanted to record say, Beethoven's Choral Symphony? (which lasts from anything up to 70 minutes and possibly longer according to whichever conductor happens to be in charge). Even with double-play tape on a 7 in. spool, it would give me only 64 minutes recording time, and I would run out of tape before the end. Some works last longer than the example given. In cases like this,  $3\frac{3}{4}$  i/s is absolutely necessary to ensure sufficient unbroken recording time, though I record at  $7\frac{1}{2}$  i/s whenever possible.

Then there is the question of expense. My tape library at present consists of well over 100 works, and is constantly being added to. Most of the recordings are  $\frac{1}{2}$ -track, but my more recent ones are  $\frac{1}{4}$ -track. Altogether, I have about 40 reels of tape (mostly 1,200 ft. and 1,800 ft.), which have cost me a small fortune.

Think how many more reels of tape I should have needed to buy, if I had been unfortunate enough to possess Mr. Still's  $7\frac{1}{2}$  i/s full-track machine!

My four-track recorder has been a great boon to me. By halving the cost, it has enabled me to record unfamiliar musical works—which I otherwise would never have thought of recording because of the expense of  $\frac{1}{2}$ -track work—and so has been of considerable educational value to me. Though  $\frac{1}{4}$ -track recording has some disadvantages—the most serious to my mind, being that defects in the tape itself are more liable to show themselves in the form of "drop-outs"—I am glad to say that most of my  $\frac{1}{4}$ -track tapes have turned out extremely well. All of them have been recorded from my V.H.F. tuner; and when played back through my high-fidelity equipment, they give excellent quality—far better, in my opinion, than the quality obtained from most commercial disc recordings, which have far too much top, too little bass, and very likely, surface crackle into the bargain.

No Mr. Still, unless the tape recording fraternity consists mainly of millionaires who can afford vast quantities of tape, I am afraid that  $7\frac{1}{2}$  i/s full-track recording, is not likely to prove very popular.

*Yours faithfully.*

## . . . about imperfect erasing

From:—Rev. D. W. Bell, The Presbytery, 5 Station Road, Stone Staffordshire.

*Dear Sir:*—With reference to B.E.C.J.'s problem of imperfect erase (December, 1961, p. 528), a similar experience of mine allows for another possible solution.

Getting at the "viscera" of the Spectone 161 is a simple and straightforward matter—one removes eight screws, lifts upwards from the front, and everything is displayed for inspection: rest the two back corners on the supporting ledges, prop the front edge against a suitably-firm object, and you may work unhindered. However, in doing all this one may pull taut the thin leads connected to the panel of jack sockets set in the rear of the case, and so snap one off.

After getting inside to change a resistor (for using a different microphone), I found that erase was incomplete: the answer, after frantic cleaning of heads, etc., turned out to be a broken lead on the "Erase Cut-out" socket! (Presumably the partial erase was from the bias voltage in the "Record" head). *Yours faithfully.*

TAPE RECORDERS · AUDIO EQUIPMENT · DISC  
CUTTING STD & LP FROM TAPE · STUDIO  
FACILITIES · HIRE SERVICE · SALES · EXCHANGES

**MAGNEGRAPH**

1 Hanway Place, London, W.1

Tel: LAN 2156

**FOR ONLY £8**

**YOU CAN BUY A PROFESSIONAL RIBBON MICROPHONE COMPLETE WITH DESK STAND**

The M8A is a new ribbon microphone from Film Industries; it employs the highly successful ribbon assembly that is used by recording and broadcasting studios throughout the world. By improved manufacturing methods we are now able to make these available at a price within the reach of all serious enthusiasts.

**PRICE £8**

All impedances and complete with desk stand and 12ft. screened cable.



Get the best from your recorder—

**BUY A FILM INDUSTRIES MICROPHONE,**

send for full details:

**FILM INDUSTRIES LTD.**

90 BELSIZE LANE, N.W.3

Tel: HAM 9632

## TAPE RECORDER COVERS



Smart, waterproof cover to give complete protection to your tape recorder. Made from rubberised canvas in navy, wine, tan, grey and bottle green with white contrasting pipings, reinforced base, handy zip microphone pocket and name panel.

Philips EL3515	...	57/6
" EL3541/15	...	57/6
Cosmor 1602	...	57/6
" 1601	...	63/-
Stella ST455	...	63/-
" ST454	...	57/6
Saja MK.5	...	57/6
Stuzzi Tricorder	...	58/-
Saba	...	63/-
Wyndor Viscount	...	55/-*
" Victor	...	60/-*
Elizabethan Princess	...	60/-
" Avon	...	60/-
" Escort	...	57/6*
" Major	...	63/-
" FT.1	...	66/-
" FT.3	...	75/-
Fi-Cord	...	52/6
Korting (4 track stereo)	...	63/-
Harting Stereo	...	66/-
Fidelity Argyle	...	55/-*
Walter 101	...	55/-
Simon SP4	...	63/-*
Clarion (with strap)	...	52/6
Branell Mk.5	...	77/-
" 3 star	...	69/-
Minivox C	...	61/-
Robuk RK.3	...	67/6
Ferrograph	...	80/-
Sony 521	...	90/-
Grundig TK.1	...	49/6
" TK.5	...	55/-
" TK.8	...	63/-
" TK.14	...	59/6
" TK.20	...	52/6
" TK.24	...	55/-
" TK.25	...	55/-
" TK.30	...	60/-
" TK.35	...	63/-
" TK.50	...	60/-
" TK.55	...	63/-
" TK.60	...	75/-*
" TK.830/3D	...	63/-*
" Cub	...	35/-
Telefunken 85	...	60/-*
" 85	...	65/-
" 75/15	...	55/-
" 76K	...	55/-
" 95	...	69/6
Philips 8108	...	57/6
" 8109	...	63/-
" EL3538	...	63/-
" EL3542	...	63/-
" EL3536	...	70/-

\*Without pocket.

**A. BROWN & SONS LTD.**  
24-28, GEORGE STREET, HULL Tel: 25413, 25412



1

2



**PHILIPS**

T A P E R E C O R D E R S

at the

**CHELSEA RECORD CENTRE**

and all records and equipment

1 The brilliant new battery-operated mobile recorder  
**24 GNS**

2 The professional recorder at YOUR price  
**59 GNS**

3 The Family Tape Recorder! Four Tracks! Super-imposing facilities  
**34 GNS**



3

203 KINGS ROAD LONDON SW3 FLA 2596

FAULTY RECORDING

INCOMPLETE ERASURE

DIRT

NOISY PLAYBACK

DISTORTION

DEPOSITS

DIRT

**THE ONLY REALLY SAFE SCIENTIFIC CLEANING METHOD!**

Recommended by leading manufacturers

Many tape recording faults are due to oxide deposits from the tape on the record and erase heads.

You can overcome these by using ...

**KLENZATAPE**

A completely safe cleaning method developed by sound engineers, to clean delicate and inaccessible surfaces. You merely play through the KLENZATAPE (supplied on two spools) using the special KLENZATAPE cleaning fluid.

IT'S QUICK — IT'S EASY — IT'S KLENZATAPE!

Available at leading Centers. If you have any difficulty, write to ...



**METRO-SOUND**

METRO-SOUND MFG. CO. LTD.  
19a BUCKINGHAM ROAD,  
LONDON, N.1.  
Telephone: CL1stold 8506/7

Look for the bright red pack with the polythene storage wallet. Price 12/6d

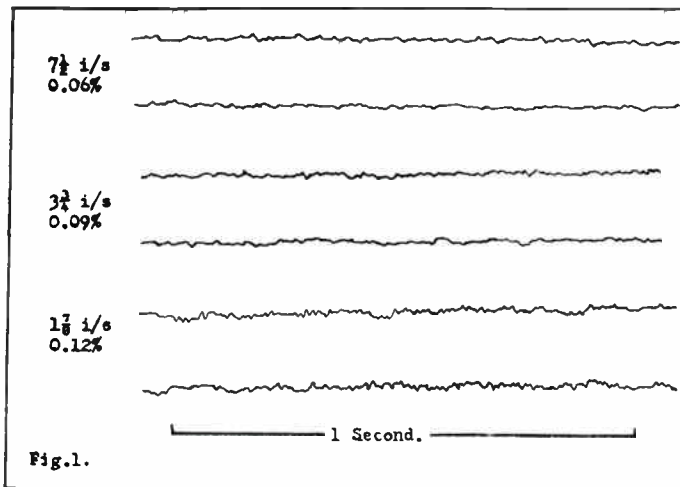
# EQUIPMENT REVIEWED



★  
**THE TANDBERG  
 SERIES 6  
 TWO TRACK  
 STEREO  
 RECORDER**  
 ★

**Specification:** Tape speeds:  $7\frac{1}{2}$  i/s,  $3\frac{3}{4}$  i/s and  $1\frac{1}{8}$  i/s. Speed accuracy: relative accuracy, repeated playback  $\pm 0.2\%$  or  $\pm 3.6$  secs in 30 mins. Absolute speed tolerance:  $\pm 1\%$ . Frequency response:  $7\frac{1}{2}$  i/s. 40-16,000 c/s  $\pm 2$ dB.  $3\frac{3}{4}$  i/s. 40-10,000  $\pm 2$ dB.  $1\frac{1}{8}$  i/s. 55-5,000 c/s  $\pm 2$ dB. Signal noise ratio: 53dB for 3% tape distortion, 58dB for 5% tape distortion. Recording amplifier distortion at peak recording level: below 0.5% Crosstalk: better than 70dB at 400 c/s, better than 30dB at 50 c/s. Wow and flutter: Better than 0.15% at  $7\frac{1}{2}$  i/s, better than 0.2% at  $3\frac{3}{4}$  i/s, better than 0.3% at  $1\frac{1}{8}$  i/s. Output: a tape recorded to 3% distortion will give 1.5 volts out. Inputs: Microphone 1.25 milli volts at 5 meg. impedance, low level input 5 milli volts at 100K impedance high level input 50 milli volts at 1 meg impedance. Heads: three heads for erase, record and playback respectively. Erase and bias frequency:  $78 \pm 2$ Kc/s. Motor: Hysteresis synchronous motor, system Papst. Wind: approx 2 mins in either direction for 1,200 ft. of tape. Dimensions: teak cabinet  $16 \times 12 \times 6$  in. Weight: 25 lb. Retail price £115 10s. from Elstone Electronics Ltd., Edward Street, Templar Street, Leeds, 2.

THE four track version of this machine was reviewed in the February 1961 issue of this magazine and it is interesting to see how closely the replay and record-replay responses agree on two models spaced nearly a year apart in production. The signal noise ratio is improved by 3 to 6dB because of the wider

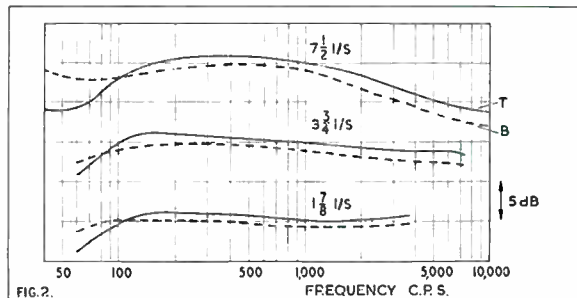


track width, but meter readings do not tell the full story, and it is necessary to listen very carefully to the reproduction and background noise to appreciate the subtle improvement provided by the wide track.

In the early review I mentioned that that almost the only effect of switching to the lowest speed was a slight increase in the "grain" of the noise; now this clue has almost disappeared, and operation of the A-B switch, which gives an immediate compari-

son between the original and recorded signals, simply limits the bandwidth by about one octave, i.e. from 10 Kc/s to 5 Kc/s, at  $1\frac{1}{8}$  i/s. If wow, flutter and inter-modulation are sufficiently low it is amazing how many programmes "get by" with the curtailed frequency response, and I would like to shut up a few dozen advertising copy writers in a room with this machine for a few hours to demonstrate to them that frequency response is *not* the most important factor in a high quality tape recorder.

For readers who did not see the original review, let me explain that this is a two track stereo recorder with separate record and replay amplifiers and heads, but with no power amplifiers or



inbuilt loudspeakers. Cathode follower outputs provide up to 1.5 volts *r.m.s.* output for feeding external power amplifiers. The incoming programme can be compared directly with the recorded signal by operation of the A-B switch, and facilities are provided for cross recording from one track to the other so that very complex tracks may be built up without degrading the quality by crude superimposition.

### Wow and Flutter

The fluttergrams of fig. 1 show that the short term speed constancy far exceeds the specification, with total wow and flutter readings of 0.06, 0.09 and 0.12% *r.m.s.* at the three tape speeds of  $7\frac{1}{2}$ ,  $3\frac{3}{4}$  and  $1\frac{1}{8}$  i/s. Two pen traces are given for each speed, one at the beginning of a reel and one near the end. There seems to be no speed disturbance due to any rotating component, and there was no trace of the usual adding and cancelling effect as the recorded and replay flutters came in and out of step. The integrated meter readings were rock steady and repeated exactly each time the machine was switched on. Once again, tribute must be paid to the Papst external rotor hysteresis synchronous motor and to the superb finish of the capstan and bearings of this machine.

The absolute speeds were checked and found to be exact within the confidence limits of my test equipment which is well within plus or minus 0.5%! A glance at the service manual shows why the mechanical performance is so good; no less than 10 pages are devoted to the exact alignment and setting up of each component of the tape transport system.

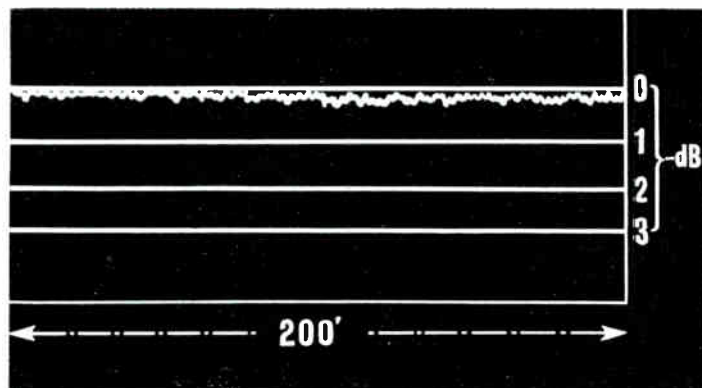
### Play only Responses

The curves of fig. 2 show the responses from 100, 200 and 400 microsecond test tapes at the three speeds of  $7\frac{1}{2}$ ,  $3\frac{3}{4}$  and  $1\frac{1}{8}$  i/s. The 6dB fall in high note responses at  $7\frac{1}{2}$  i/s indicates that the playback equalisation is matched to the *N.A.R.T.B.* 50 microsecond characteristic at this speed, but that the lower speeds conform to the *C.C.I.R.* recommendations of 200 and 400 microseconds.

It will be seen that the bass response of the top track channel (solid curve) falls below 100 c/s, but that the bottom track response is more level.

Fig. 3 shows the overall record-replay responses. The same bass cut persists on the top channel, and as the difference re-

(Continued on page 133)



## This is an outline . . .

of the penrecording made by  
**F. C. Judd, A. Inst. E., Technical Editor**  
 "Amateur Tape Recording"

### On Doubleplay Polyester 'ELECTRONIC WORLD' TAPE

Mr. Judd's other test findings include:-  
 Maximum drop-out, on any grade, less than 1.5 dB. Uniformity of output; Double Play Polyester  $\pm 0.25$  dB; Long Play Polyester better than  $\pm 0.5$  dB; Standard Play Acetate  $\pm 0.5$  dB. Noise level measurement recording and erase tests: Satisfactory in every way, even on a domestic tape recorder.

#### DE VILLIERS (Electronic World) LTD.

16d Strutton Ground, London, S.W.1

##### STANDARD PLAY (Acetate base)

3in. spool 175ft. 4 spools for 18/-  
 or 48/- dozen  
 4in. spool 300ft. 4 spools for 25/-  
 5in. spool 600ft. 2 spools for 25/-  
 5½in. spool 850ft. 15/- per spool  
 7in. spool 1,200ft. 17/6 per spool



##### LONG PLAY (Polyester Base)

3in. spool 225ft. 4 spools for 22/-  
 or 60/- dozen  
 4in. spool 450ft. 2 spools for 20/-  
 5in. spool 900ft. 2 spools for 33/-  
 5½in. spool 1,200ft. 22/6 per spool  
 7in. spool 1,800ft. 29/- per spool



##### DOUBLE PLAY (Special polyester base)

3in. spool 375ft. 4 for 36/-  
 or 100/- per dozen  
 4in. spool 600ft. 2 for 27/6  
 5in. spool 1,150ft. 25/- per spool  
 5½in. spool 1,750ft. 33/- per spool  
 7in. spool 2,400ft. 42/6 per spool



I enclose remittance for £      s.      d.

Name.....

Address.....

BLOCK LETTERS PLEASE

Mail only, cash with order

# BUTOBA

## TRANSISTOR BATTERY MAINS RECORDER

MODEL MT5  
 66 GNS.

including  
 connecting  
 lead and  
 empty spool.



"The Butoba looks so good, is so cleverly designed, performs so well, that your reviewer had to be firm with himself to keep his superlatives within bounds."

\* Mr. John Borwick, Technical Editor of a leading tape recording magazine.

- Two speeds, 3½ and 1½, with frequency response of 50 to 13,000 cycles at 3½, i.p.s., giving true mains machine high fidelity.
- Very high quality playback through large-sized 7" x 5" internal speaker, with full 1.2 watts output (not just milli-watts).
- Adjustable Treble Control operative on playback and record, giving high fidelity from widely different sound-sources.
- Monitoring facility, with magic eye and 'phones, off mike or radio/gram. recordings.
- High sensitivity level—no lack of gain with this machine.
- Very low background noise level—lower than on many mains machines, 40dB.
- Playback through radio or amplifier, with or without recorder's speaker operating.
- "Buy-anywhere" normal flashlight U2 batteries—not special radio-type batteries. Life up to 50 hours with standard cells.
- 5" reels of tape can be used, giving 4 hours, with d.p. tape on 1½ r.p.s.
- Interchangeable Mains converter for home use or use with car battery.
- Prompt service facilities.
- Designed and engineered by an old-established firm which for years has produced precision clocks and watches, then clockwork tape recorders, and now, for the last five years, all-battery recorders. This valuable experience has culminated in the unique Butoba MT5.

Full details of the machine and accessories from :

**DENHAM & MORLEY LTD.,**  
 Denmore House, 173-175 Cleveland Street,  
 London, W-1 Tel. EUSton 3656-7

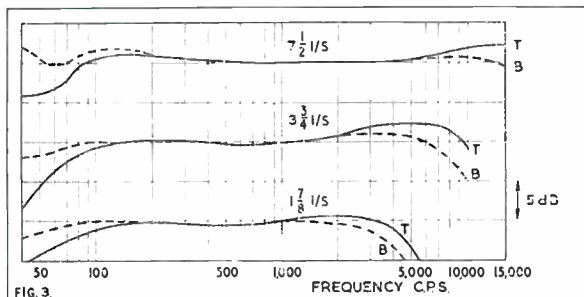


mains roughly constant at all three speeds, it would seem to indicate an amplifier rather than a head effect. The high note fall on the lower track is, however, obviously a wavelength effect and, as it does not show on the test tape responses, can only be due to recording pre-emphasis or bias. I would guess that a slight reduction of bias on the bottom track would match the responses very closely.

The magic eye beams closed at a recorded level 11dB above test tape level and the input signal could be increased by a further 3dB before the tape distortion reached 5%.

**Signal noise ratio**

Hum and noise, with no tape, was 43dB below test tape level on the top track, and 46dB below test tape level on the bottom



track. Thus the channel with the better bass response also gives the best signal noise ratio. Listening tests and visual examination of the noise on a cathode ray tube showed that hum and noise were present in almost equal proportions, but that the main background noise was due to very low level microphony in the input stages of each amplifier. If we add the 12dB margin between test tape level and the 3% peak recording level we obtain the very satisfactory figures of 55dB and 58dB for the top and bottom channels respectively. The composition of the residual noise is of academic interest only and I only mention it to indicate that valve hiss was of completely negligible proportions.

I could measure no difference between bulk erased tape noise and the noise of tape recorded on the machine, in fact most of the latter readings were a fraction of a dB lower, but this probably only means that a little hum or microphony was recorded and cancelled a little of the playback noise. This "splitting of hairs" on the last remnant of the noise only underlines the fact that it has been reduced to the absolute limit and is an order of magnitude lower than a normal domestic recorder with a signal noise ratio of 40dB or so.

**General Summary**

*Comment:* This machine can be inserted between a V.H.F. tuner, or hi-fi control unit, and the widest range amplifiers and loudspeakers and you literally "do not know it is there" at a tape speed of 7 1/2 i/s. At 3 3/4 i/s there is a just discernible "thickening" of complex high frequency programme content, due almost certainly to intermodulation in the recording medium, the tape itself. Even at the lowest tape speed of 1 7/8 i/s it needs a sharp ear and a really good programme source to be sure, every time, whether you are listening via tape or directly.

The only snag I can see in owning such a machine is that you would have nothing left to look forward to in the way of actual recording improvements—better recording tapes perhaps—or better microphones or auxiliary equipment—but the little A-B switch would always convince you that the recorder itself was blameless!

Has it no vices then? Yes, one very little one: If you thread a tape through the recording channel and into the take-up reel slot, and then try to take up the slack by rotating the take-up reel, you find that the supply reel rotates in the other direction and promptly pulls the tape clear of the right-hand reel. Even so I think I could learn to live with it!

A. Tutchings.

★  
**SHURE  
UNIDYNE III  
MODEL 545  
CARDIOID  
DYNAMIC  
MICROPHONE**  
★



**Manufacturer's Specification:** Type: Dynamic. Frequency response: 50-15,000 c/s. Output level: Low, -77dB. High, -55dB (0dB = 1 volt/dyne/cm<sup>2</sup>). Impedance: Dual, choice of 50-250 ohms or high. Polar pattern: Cardioid, uniform, with frequency, symmetrical about axis. Magnetic circuit: Uses Alnico V magnet. Case: Die cast zinc and "Armo-Dur". Finish: Satin chrome and black. Cable connector: Equivalent to Amphenol MC4M plug. Cable: 18 ft., 3-conductor shielded. Dimensions: Length 5 3/8 in.; diameter 1 1/4 in. Nett weight (less cable): 1/2 lb., packaged weight 2 1/2 lb. Furnished accessories: A25B swivel adaptor. Optional accessories: A86A cable type transformer. S33B desk stands. List price: £28 6s. 8d. From Shure Electronics Ltd., 84 Blackfriars Road, London, S.E.1.

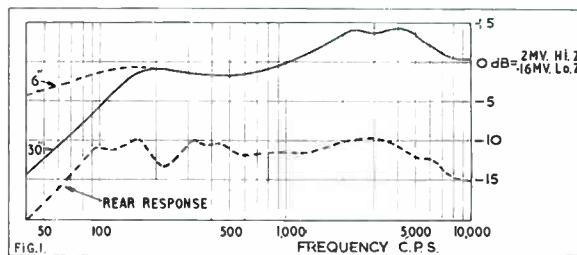
THIS is a single element cardioid microphone which works on the moving coil principle. Both sides of the diaphragm are open to the sound field, but sound only reaches the back of the membrane after passing through a resistive phase changing network. The force moving the coil is proportional to the difference in sound pressure between the front and back of the diaphragm.

**Operation**

A logical point to start an analysis of this microphone is at 200 c/s, where the mass of the diaphragm tunes with the compliance of the surround to give maximum coil velocity for a given applied force. Above this frequency the force moving the diaphragm must increase linearly with frequency to overcome the mass reactance of the moving system. This is achieved by making the path length from front to back of the diaphragm small compared to the wavelength of the incident sound so that the phase difference, and therefore the pressure difference, rises with frequency to maintain a constant coil velocity at all frequencies. Below resonance the response falls when the microphone intercepts a plane wave front, but if the wave front is spherical, as in close talking, the phase difference is increased and the response is nearly level.

**Response**

The top curves of fig. 1 show the frequency response for normal and close talking positions. The dotted lower curve



shows that the output for sound approaching the rear of the microphone is down 10 to 12dB over most of the frequency range. This is because the phase change in the acoustic resistance

(Continued on page 135)

**BUY BEFORE THE BUDGET!**

**AND  
NO PURCHASE TAX**

**WE HAVE THE BIGGEST SALES IN THE COUNTRY! WHY?  
BECAUSE WE GUARANTEE YOU THE BEST TERMS.**

*They include:*

DEPOSITS FROM ONLY 10% ★ UP TO 2 YEARS TO PAY ★ SPECIAL FREE OFFERS ★ COMPLETELY FREE SERVICING—NO LABOUR CHARGES ★ FREE DELIVERY ANYWHERE IN U.K. ★ NO PURCHASE TAX—AT PRESENT ★ COMMISSION PAID ON SALES YOU MAKE FOR US ★ 15% INTEREST PAID ON YOUR DEPOSIT ★ SPECIAL CUSTOMER DISCOUNTS ★ ALL TAPES, MICROPHONES & ACCESSORIES ALWAYS IN STOCK ★ *and lots more besides.*

As THE APPOINTED MAIN AGENTS for ALL the best makes, our Mail Order Department specialises in orders by post with thousands of sales throughout the whole of England, Scotland, Wales & N. Ireland—order from us wherever you live—You get cheaper terms, faster delivery, better service from us.

Nearly 500 machines in stock—dozens of different mains, battery & stereo models—both new & second-hand—on permanent demonstration in our showrooms.  
Open to 8 p.m. FRIDAYS & 6 p.m. SATURDAYS.

*If you want proof of how you can actually save money by buying from us, write, phone or call in NOW for free brochures and full details of our terms:*

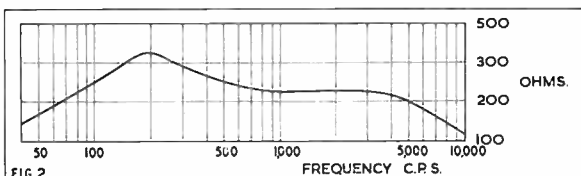
**HOWARD  
TAPE RECORDERS**

218 HIGH STREET, BROMLEY, KENT. RAVensbourne 4477 & 4000

element is almost exactly matched by the phase change suffered by the sound on its way round to the front of the diaphragm. Thus the sound pressure difference on either side of the diaphragm is almost zero for sounds reaching the back of the microphone, and the output level is also low. Conversely, the pressure difference acting on the diaphragm is high for sound striking the front of the microphone because the acoustic network phase change adds to the path difference phase change. The lower curve of fig. 1 was the actual measured rear response in my laboratory, where there was quite appreciable reflection from the walls which probably obscured the exact degree of cancellation, but it does give some indication of the practical usable front to back ratio.

**Impedance**

Fig. 2 shows the measured impedance over the frequency range on the low impedance output; the rise in impedance at 200 c/s confirms the diaphragm resonance at this frequency. The rise in impedance would indicate that the microphone should work into a bridging impedance which is high compared with



that of the microphone, and that a low loading impedance could alter the frequency response from my open circuit measurements. The mid low resonant frequency could make the microphone very sensitive to stand and handling noise, but the actual microphone capsule is rubber mounted on the main body of the microphone and, in fact, the unit can be handled normally with no perceptible disturbance.

**Sensitivity**

The sensitivity was measured and found to be 2 millivolts per microbar on the high impedance outlet and 0.16 millivolts per microbar for the low impedance line. This corresponds to levels of -54dB and -76dB below 1 volt/dyne/cm<sup>2</sup>, respectively, which agree with the specified output levels within the confidence limits of my test equipment, or about 1dB.

*Comment:* Objective tests show that the low note roll-off has been nicely chosen for normal speech pick up to avoid bass accentuation due to "proximity effect", and that the quality is well balanced and free of room effects at distances up to 3 or 4 feet. More distant sounds are slightly "thin" due to the plane wave response, but the compromise response is a good choice for announcing and interview work. **A. Tutchings**

you'll be glad  
you recorded it on  
**gevasonor**  
magnetic tape



Ask your dealer  
for free descriptive leaflet

GEVAERT LIMITED · BRENTFORD · MIDDX.

**— YOUR TAPE DEALER —**

Specialists in Hi-Fi Equipment and Tape Recorders

**CHELSEA RECORD CENTRE**

203 KINGS ROAD, S.W.3 FLA 2596

Open till 8 p.m. (except Thursdays)

Disc and Tape Reproducing Equipment and Tape Recorders  
by Leading Manufacturers

**CUSTOM BUILT INSTALLATIONS**

All High Fidelity Requirements and Services Available

Estimates Free

Personal Service

**Custom High Fidelity**

371 Green Lanes, Palmers Green, London, N.13

Tel. PALmers Green 5228



**FOR ALL LEADING  
AUDIO EQUIPMENT**

call, write, or telephone

**hampstead HIGH-FIDELITY**

91a Heath Street, Hampstead, London N.W.3 Telephone HAMpstead 6377



**ALL LEADING MAKES IN STOCK**

Cash or Easy Terms

**LONDON'S FINEST SERVICE**

207 EDGWARE ROAD, W.2

PAD 3271/2

42 TOTTENHAM COURT ROAD, W.1 MUS 2605

LEONARD G. FRANCIS PRESENTS . . .

**SHEEN TAPE RECORDER CENTRE LTD.**

SPECIALISTS IN TAPE RECORDERS AND ACCESSORIES, ETC.,  
YOUR CENTRE FOR FRIENDLY HELP—SALES AND SERVICE

8 STATION PARADE,  
SHEEN LANE, SHEEN,  
LONDON, S.W.14

Showrooms Open until 7 p.m.  
PROSPECT 0985  
(Next to Mortlake Station S.R.)

**— Country and Provincial —**

BOURNEMOUTH

**NATIONAL RADIO SUPPLIES**

66 Holdenhurst Road,  
Bournemouth

Tape, Hi-Fi & components

Tel. 25232



Specialists in High Fidelity  
150 HIGHER BRIDGE STREET

Phone: 23093

**BOLTON**

**CANTERBURY**

FERROGRAPH—REFLECTOGRAPH  
FI-CORD — SIMON — PHILIPS ETC.  
TAPES ALWAYS IN STOCK ACCESSORIES

**GOULDENS, 36, High Street.**

Telephone: 4034

## — YOUR TAPE DEALER —

**R.E.S. (COVENTRY) LTD.**  
**SPECIALISTS IN HIGH FIDELITY**  
**and all makes of Tape Recorders**  
 All leading makes of High Fidelity Equipment stocked and demonstrated under ideal conditions. ★ *The Best Selection—Terms and After Sales Service in the MIDLANDS.*  
**R.E.S. (Coventry) Ltd. 128 Far Gosford St. Coventry 28781/2**

**EXETER—DEVON**  
**FILDEWS • 99 FORE STREET**  
**EXETER**  
 PHONE: 74161/2  
 We cover the whole of Devon—Dorset—Cornwall and West Somerset with Tandberg—Brenell—Phillips—Grundig, Tape Recorders etc. Main Ferrograph distributors for area.

**FARNHAM, SURREY**  
 ★ Stockists of all the leading makes of High-Fidelity Equipment  
 ★ Comparative Demonstrations  
 ★ Cabinet Manufacturers and Designers  
 ★ Personal service and satisfaction guaranteed  
 ★ Specialists in custom-built Hi-Fi Equipment  
**LLOYD & KEYWORTH LTD, The Record Shop**  
 26/7 Downing Street, Farnham, Surrey. Telephone: Farnham 5534  
 SURREY AND HAMPSHIRE'S HI-FI DEALERS

**TAPE RECORDER CENTRE (HALIFAX)**  
**Stock all the best Tape Recorders; Hi-Fi Equipment;**  
**Tape; L-P Records, etc.**  
 DEMONSTRATIONS DAILY BY EXPERT STAFF  
 2 years FREE SERVICE ON NEW RECORDERS over £35  
**30 King Cross Street, Halifax. 'phone 66832**

**LEICESTER**  
**ALL YOUR HI FI REQUIREMENTS**  
 Speakers by: H.M.V. QUAD LEAK ROGERS  
 TANNAY MORDAUNT LOWTHER W.B.  
 WHARFEDALE GOODMANS.  
 Tape: FERROGRAPH REFLECTOGRAPH GRUNDIG  
 SIMON BRENNELL  
 Record Department: ALL LABELS-PARASTAT SERVICE.  
**LEICESTER CO-OPERATIVE SOCIETY LIMITED, High Street, Leicester. Tel: 20431**

**MANCHESTER**  
 See the sound SPECIALISTS for your New Tape Recorder  
 Stockists of **FERROGRAPH, PHILIPS, BRENNELL,**  
**GRUNDIG** and other well-known makes  
**LANCASHIRE HI-FI LTD.**  
 Home Music Centre — 8 DEANSGATE  
 (near Grosvenor Hotel) **MANCHESTER**

**TAPE RECORDERS and HI-FI**  
*The Largest Electrical store in the North*  
  
**158, NEW BRIDGE STREET, NEWCASTLE UPON TYNE 1**  
 Telephone: 29866

**WESTWOOD'S of OXFORD**  
 46 GEORGE STREET  
 PHONE: 47783

## CLASSIFIED ADVERTISEMENTS

Advertisements for this section must be pre-paid and accompanied by a postal order, money order, or cheque. The rate is 6d. per word with a minimum charge of 7/6d. Box numbers may be used for an extra charge of 1/6d. The trade rate is 9d. per word, plus 2s. for a box number, conditions on application. Send replies to box numbers, c/o "The Tape Recorder", 99 Mortimer Street, London, W.1.

All advertisements for the May issue must arrive not later than April 2nd.

### For Sale

Pre-recorded tapes. Unique complete catalogue listing all makes, mono, stereo. 7½ and 3½ i/s including World Record Club tapes. Call for free copy or send 1s. mailing fee. Dept. T.R.3 Teletape Ltd., 33 Edgware Road, W.2. PAD 1942.

Accessories for your Ferrograph recorder The "Numix" and "Monitor" units, write for lists, tel' or call.—Nusound Recording Co., 35 Craven Street, Trafalgar Square, W.C.2. Tel.: TRA 2080.

At Electrical and Radio Supplies, 29 New Street, St. Neots, Huntingdon, your Tape Recorder and Hi-Fi repairs receive the personal attention of the proprietor, D. G. Frost, Assoc. Brit. I.R.E. Telephone: St. Neots 236.

Recording Tape. Save up to 30%. Send for list. Also 50 second-hand Recorders in stock. E. C. Kingsley & Co., 132 Tottenham Court Road, London, W.1. EUS 6500.

Ask your dealer for American Ferrodynamics "Brand Five" recording tapes. The best tape value!

Hi-Fi for you: Amplifiers, recorders, mixers, etc. Built to your own requirements. Fully guaranteed. Estimates free.—Harmel Electric, 81 Ram Gorse, Harlow, Essex. Tel.: Harlow 25589.

Recording Tape. See my advertisement on page 132. Nobody has yet asked for his money back.—Villiers.

Find that review you want—get a copy of the index to volumes 1 & 2 Tape Recorder. Price 2s. each posted.

Use up those odd lengths of tape, splice them together professionally after reading "How to Splice Tape", price 2s. 6d. posted from The Tape Recorder, 99 Mortimer Street, London, W.1.

### REEVES of BIRMINGHAM for

Sales or Service on all quality recorders and audio equipment. Over 14 years' specialist knowledge at your disposal. Service agents to Government departments, leading Manufacturers and Industry. Retail showrooms open for personal demonstrations.

**REEVES SOUND SERVICE,**  
 416 Moseley Road, Birmingham, 12.  
 Telephone: Calthorpe 2554.

Repairs and modernising of Tape and Gram equipment. New heads, Amplifiers, etc., fitted by Experts. Prompt service. Specialised Hi-Fi equipment built to order for private or Studio use.—Harding Electronics, 120a Mora Road, London, N.W.2. GLA 1770.

"Brand Five" American Tape. Standard Play 5 in. (600 feet) 16s., Long Play 5 in. (900 feet) 18s. 6d.; 5½ in. (1,200 feet) 23s. 6d.; 7 in. (1,800 feet) 35s. Sent by return. Post Free!—Watts Radio, 54 Church Street, Weybridge, Surrey

All makes of tape recorders repaired or modified. Miniflux heads supplied. Audio installations built to your specification by John C. Latham, Deimos Ltd., 8 Corwell Lane, Hillingdon, Middx.

Free of all faults and 100 per cent. tested. New top-quality PVC and Polyester LP recording tape. 200 ft. LP 3s., 600 ft. PVC 9s. 900 ft. LP or PVC 11s. 6d. 1,200 ft. LP or PVC 16s., 1,800 ft. LP 23s. Refund guarantee, post and packing 1s. per spool. N. Walker, 28 Linkscroft Avenue, Ashford, Middx.

E.M.I. T.R.50 Professional Tape Recorder, mint condition, bargain, £50. Box No. (London) 291.

FAMOUS MAKE OF STEREO TAPE DECK AND PRE-AMP (NORMALLY OVER £100), REDUCED TO ONLY 69 gns. or £15 9s. deposit and 12 monthly payments of £5 5s. NEW. Full details on request. TELESONIC LTD., 92 Tottenham Court Road, London, W.1. LANgham 1381.

Reflectograph Model B, ¼ track, regularly maintained, factory overhauled, perfect condition, £75. Tel.: Bickerton, HUNter 9851.

(Continued on page 138)

# Tandberg

## SERIES 6


### 4 TRACK

and now also by  
special request

### 2 TRACK

EACH  
MODEL **110** gns

**Tandberg**<sup>GB</sup>



## Stereo Tape Deck

### 3 speeds - 3 heads

### 4 amplifiers

The Tandberg Series 6 is a "no compromise" instrument capable of delivering consistently fine "professional" quality when used with comparable amplifier and speaker systems. Booklet of 4-track technical reviews on request.

ELSTONE ELECTRONICS LTD · EDWARD STREET · TEMPLAR STREET · LEEDS 2 · Tel: Leeds 3-5111 (7 lines)

# irish

## Ferro-sheen process MAGNETIC RECORDING TAPE

A. C. FARNELL LTD · HEREFORD HOUSE · VICAR LANE · LEEDS 2  
Tel. LEEDS 3-5111

# FRANCIS OF STREATHAM

## LEADING STOCKISTS OF EQUIPMENT FOR TAPE, DISC and RADIO

... and NO EXTRA FOR CREDIT TERMS

- ★ Minimum Deposit
- ★ No Interest or Service Charges on H.P. up to 18 months
- ★ Free Service during Guarantee Period

Prices subject to alteration as announced  
by manufacturers.

### ● MICROPHONES AND MIXERS

Grampian DP/4 Dynamic	£8. 0.0
Lustraphone LD/66	£4. 2.6
Lustraphone VR/64	
Ribbon	£7.17.6
Lustraphone LFV/59	
Dynamic	£8.18.6
Simon 'Cadenza' Ribbon	£10.10.0
Reslo Ribbon or Dynamic	£9.12.6
Reslo Cardioid	£10.12.6
AKG Stereo	
Dynamic D.88	£19.19.0
TSL 3 Channel Mixer	£2. 2.0
Grundig Mixer	£16.16.0

Also in stock microphones by  
ACOS, FILM INDUSTRIES, TSL,  
G.B.C., TELEFUNKEN  
All WAGLAIN PRODUCTS

### ● TAPES & ACCESSORIES

Standard, Double Play and Long Play in  
all sizes by all leading makers.

● Pre-recorded Tapes by Columbia,  
H.M.V., Saga, etc.

Bib, Bond and Romagna splicers. Match-  
ing transformers. Plugs, sockets, etc.

AT OUR HI-FI DEPT. AT  
181 Streatham High Road

● STEREO AND MONO  
AMPLIFIERS by  
Quad Walgain Rogers  
Leak Dulci Armstrong

● TUNERS by  
Quad Rogers  
Leak Dulci Armstrong

● LOUDSPEAKERS by  
Quad G.E.C.  
W.B. Wharfedale

Goodmans Tannoy  
Audiostatic Mordaunt Leak

● MOTORS, PICKUPS, by  
Garrard Tannoy  
Goldring Lenco Shure

Connoisseur Decca Stereo  
Philips Ronette  
All-Balance. B&O  
Ortofon SME

All types of Diamond and Sapphire  
styli, stereo and mono. Microlifts,  
Garrard SPG3, Acos Dust Bug.

CABINETS  
Record Housing  
Leak 'Southdown'

Please note our only addresses as below

## 169-171 STREATHAM HIGH ROAD, LONDON, S.W.16

Between St. Leonard's Church  
and Streatham Station

STReatham 0466/0192

Hi-Fi Dept. 181 STREATHAM HIGH ROAD, S.W.16

### ● TAPE RECORDERS AT 169/171

Brenell Mk. V Model M	88 gns.	*Tandberg Mono, 3B	76 gns.
*Brenell Mk. V	64 gns.	*Telefunken 85 KL	79 gns.
Brenell 3 star	58 gns.	*Telefunken 95	59 gns.
Brenell 3 star stereo	89 gns.	*Telefunken 96 4 Tr.	69 gns.
Cosor 4 Tr. 1602	37 gns.	*Telefunken 97 Stereo	95 gns.
Cosor 4 Tr. 1601	59 gns.	Truvox Series 80/2 Tr.	55 gns.
Elizabethan FT.1 4 Tr.	34 gns.	Truvox Series 80/4 Tr.	59 gns.
Elizabethan FT.3 4 Tr.	45 gns.	Truvox R7	82 gns.
Elizabethan 'Popular'	24 gns.	Veritone 16	91 gns.
Elizabethan TT3	39 gns.	Uher Universal	79 gns.
*Elizabethan Major	65 gns.	*Vortexion WVA	£93.13.0
*Ferrograph 422 or 424	110 gns.	*Vortexion WVB	£110.3.0
*Ferrograph 4AN	81 gns.	*Vortexion C Stereo	£148.10.0
*Ferrograph 4AN/S	88 gns.	Wyndor Heron	25 gns.
Fidelity Argyll Major	28 gns.	Wyndor Victor	45 gns.
Fidelity Minor	22 gns.	NEW 4-TRACK MODELS BY PHILIPS, COSSOR, STELLAPHONE AS ADVER- TISED.	
Grundig TK14	35 gns.	BATTERY PORTABLES	
Grundig TK 24	55 gns.	Philips Portable	24 gns.
*Grundig TK60 Stereo	128 gns.	Butoba	69 gns.
*Harting HM8 Stereo	86 gns.	Grundig TK1	29 gns.
Korting MT 157 4 Tr.	85 gns.	Clarion	19 gns.
Philips 4 Tr. 3541	34 gns.	Clarion Twin Set	8 gns.
Philips 4 Tr. 3542	59 gns.	Clarion Phonotrix	39 gns.
Philips 4 Tr. Stereo 3536	92 gns.	Minivox C	23 gns.
*Reflectograph 'A' 1/2 Tr.	105 gns.	Fi-Cord	59 gns.
*Reflectograph 'B' 1/2 Tr.	115 gns.	Stella	25 gns.
Reflectograph 'D' Deck	75 gns.	Stuzzi Memo-Cord	25 gns.
Robuk	36 gns.		
*Simon SP5	93 gns.	FACTORY-FRESH BATTERIES ALWAYS IN STOCK	
*Simon SP4	95 gns.	*Microphone extra	
Sony Stereo	75 gns.	WE SPECIALISE IN	
Sony 1/2 and 1/3 Track	124 gns.	● Tape to disc service	
Stellaphone 4 Tr.	37 gns.	● Tape copy service	
Stellaphone 4 Tr.	59 gns.	● RECORDER HIRE	
Stuzzi 4 Tr. Junior	26 gns.	SERVICE	
Stuzzi Tri-Corder	63 gns.		
*Tandberg Series VI Stereo 1/2 or 1/3 Track	110 gns.		

CLASSIFIED ADVERTISEMENTS — (continued)

For Sale

**Amplifier and carrying case** for Clarion tape recorder. £4. Richardson, 8 Wollaton Cres., Beeston, Nottingham.

**Petecorder Midget battery operated recorder.** Ideal for dictation, note taking, telephone recording. Only 12 gns. Tutchings Electronics Ltd., 14 Rook Hill Road, Friars Cliff, Christchurch, Hants.

**Ferrograph 4A/N.** 12 months old. Perfect. Monitoring. 65 gns. Offers. Connor, 27 Lancaster Gate, Paddington 2577.

**Philips 3536 Stereo Recorder.** Excellent condition, regularly maintained. £70. No offers. Box No. (Ruislip) 292.

SPECIAL OFFER

10 copies only of fully-bound editions of "The Tape Recorder" Volume 2, February 1960 to January 1961 individually hand-stitched and covered in black buckram, gold-blocked on spine. Perfect condition originally 46s. now offered at 35s. Post free.

**Complete 35 mm Cinema Projection Equipment.** Two "Kalec-12" Projectors with Lens and sound heads, a G.K. "18" duosonic amplifier complete with change-over equipment and speakers, 4 speed record-player, screens, curtains &c. Offers Invited. Apply:—Andrew & Ashwell, 45 London Road, Leicester. Phone 25222 (6 lines).

**Coscor CR 1602.** Excellent condition, five months old. Cost 37 gns., bargain at £28 o.n.o. Bark-Jones, West Bank, Uppingham, Rutland.

**American Pre-recorded Tapes supplied.** Send 3s. for complete catalogue, all makes. Postal business only. Imported Records, 9 Warwick Street, London, W.1.

**Test Tapes as used in my reviews.** C.C.I.R. and White Noise. Send S.A.E. for leaflets Tutchings Electronics Ltd., 14 Rook Hill Road, Friars Cliff, Christchurch, Hants.

**Gramplan Parabolic Reflector** with metal Tri-Pod (Cine), £5. 58 Park Crescent, Harrow Weald, Middx. Harrow 4736.

**Sony Professional Portable Tape Recorder** as used by all radio stations in Far East. Cost £225. Offered £150 unused. Fullst specifications. Dr. M.. The Grove, Lincoln.

**American Recording Tape,** new boxed, long-play tape, 1,800 ft. on 7 in. 27s.; lots of 4, 100s.; 900 ft. on 5 in., 16s.; lots of 4, 60s. Satisfaction guaranteed and post free. Empty reels available. J. L. Darvell, 31 Hamilton Crescent, London, N.13.

Wanted

**Disc recording apparatus** in mint condition for direct and tape dubbing purposes. Details and prices, Wilson, Barcapel, Newton Mearns, Renfrewshire.

Miscellaneous

**L. Bishop Ltd., Tape Recorder Services,** 1708 Bristol Road South, Rednal, Birmingham. Telephone: Rubery 709. Grundig Specialists.

Personal

**Phenomenal Success of Worldwide Tapetalk** . . . over 300 members in 8 months! S.A.E. for particulars: 35 The Gardens, Harrow.

Tape to Disc

**Tape/Disc/Tape transfer,** editing, duplicating. If quality and durability matter (especially with L.P.s from your precious tapes) consult Britain's oldest transfer studio. Recording equipment supplied with home maintenance guarantee. Generous part-exchange. 48-page photographically illustrated Hi-Fi catalogue 2s. 6d. 1,800 branded tapes 30s. Sound News, 10 Clifford Street, London, W.1.

**Tape to Disc service,** editing, and dubbing, all speeds. Studio available for musical groups. Outside recordings our speciality. Ilford Sound Recording Service, 63, Aintree Crescent, Barkingside, Ilford, Essex. Telephone: CRE 8947.

**Quality Service,** quantity discount, printed labels/covers. Audio equipment supplied: callers welcome. MJB Transcription Service, 7, High Street, Maidenhead. Tel.: 230.

**Tape to disc recording service.** All speeds. Photographic sleeves with all recordings. Details from E.R.S., 162 Shirland Road, London, W.9.

WORTHING, SUSSEX

We stock Hi-Fi Equipment by Leak, Quad, Goodsell, RCA, Acos, Garrard, Collaro, Tannoy, Wharfedale and Goodman and give fully comparative Demonstrations

**BOWER & WILKINS LTD.**

1 Becket Bldgs., Littlehampton Road Worthington 5142

— YOUR TAPE DEALER —

PETERBOROUGH, NORTHANTS

Tel: 5545

**CAMPKINS RECORD SHOP**

RECORD TAPE AND HI-FI EQUIPMENT SPECIALISTS

NEW ADDRESS

**15 LONG CAUSEWAY**

LARGE STOCKS

(IN CITY CENTRE)

**HAMILTON ELECTRONICS**

HIGH FIDELITY TAPE RECORDERS 35 LONDON ROAD

**SOUTHAMPTON**

TEL. 28622

SOUTHAMPTON—SALISBURY

- ★ All the best makes of Tape Recorders
- ★ Hi-Fi Systems and Records
- ★ Expert knowledge and advice

The West of England High Fidelity Specialists

**J. F. SUTTON** 421 SHIRLEY ROAD, SOUTHAMPTON  
15-18 QUEEN STREET, SALISBURY

ADVERTISERS' INDEX

	Page
A.K.G. ....	116
Audio Festival & Fairs ....	116
B.A.S.F. Chemicals Ltd. ....	140
Bosch Ltd. ....	108
S. G. Brown Ltd. ....	130
Brenell Engineering Ltd. ....	120
A. Brown & Sons, Ltd. ....	128
C.B.S. Ltd. ....	126
Chelsea Record Centre ....	128
City & Essex Tape Recorder Centres ....	91
Denham & Morley Ltd. ....	132
R. E. W. Earlsfield Ltd. ....	122
Educational Recordings Ltd. ....	129
Elstone Electronics Ltd. ....	137
E.M.I. Tape Ltd. ....	102
Ferrograph Co. Ltd. ....	90
Fi-Cord Ltd. ....	112
Film Industries Ltd. ....	128
Francis of Streatham ....	137
Gevaert Ltd. ....	135
Gramplan Reproducers Ltd. ....	139
Grundig (G.B.) Ltd. ....	94
Heathkit ....	92
Highgate Acoustics ....	122
Howard Tape Recorders ....	134
Geo. Jeffreys Ltd. ....	124
Lee Products (G.B.) Ltd. ....	97
Lustraphone Ltd. ....	124
Magnegraph ....	127
Miniflux Electronics Ltd. ....	118
Metro-Sound Manufacturing Co. Ltd. ....	128
Multicore Solders Ltd. ....	125
Nusound Recording Co. ....	130
Philips Electrical Ltd. ....	101
Rapid Recording Service ....	121
The Recorder Co. ....	139
Reps Tape Recorders Ltd. ....	118
Saga Sound ....	120
Scotch Brand Magnetic Tape ....	110
Shure Electronics Ltd. ....	99
Simon Equipment Ltd. ....	98
Tape Recorder Centre Ltd. ....	95
Teletape of Marble Arch ....	93
Truvox Ltd. ....	130
Valradio Ltd. ....	125
D. Villiers ....	132
Wharfedale Wireless Works Ltd. ....	126
Wyndson Recording Co. Ltd. ....	96
Zonal Film (Magnetic Coatings) Ltd. ....	100

# Alive to every sound



Like the ears of this wary fox, the Grampian DP4 microphone is sensitive to an extremely wide range of sounds. With its uniform frequency response from 50 to 15,000 c/s, the reliable, medium-priced DP4 will greatly improve the standard of your recordings.

## Grampian DP4

—also for broadcasting, public address and call systems.

Low impedance microphone, complete with connector and 18 ft. screened lead . . . . . **£8.0.0.**  
Medium and high impedance models . . . **£9.0.0.**

A complete range of stands, swivel holders, reflectors and other accessories is available.

**GRAMPIAN—sounds like the real thing!**

Write or phone for illustrated leaflets:

**GRAMPIAN REPRODUCERS LTD**  
Hanworth Trading Estate, Feltham, Middlesex. Feltham 2657



### 18 Months to Pay

	Deposit			18 Monthly Payments			Cash		
	£	s.	d.	£	s.	d.	£	s.	d.
<b>MAINS 2-TRACK</b>									
Truvox R82	11	11	0	2	11	4	55		
Brenell 3 Star	12	4	0	2	14	0	58		
Reps R.10	12	8	0	2	15	1	59		
Brenell Mk. 5	14	4	0	2	18	11	64		
Telefunken 85KL	17	19	0	3	12	3	79		
Ferroglyph 4A/N	18	1	0	3	14	6	81		
Brenell 5 Type "M"	18	10	0	4	2	88			
Simon SP/5	19	11	0	4	6	10	93		
Reflectograph "A"	22	5	0	4	17	6	105		

<b>4-TRACK MONAURAL</b>									
Grundig TK24	11	11	0	2	11	4	55		
Brenell 3 Star	12	4	0	2	14	2	58		
Philips EL3542	12	8	0	2	15	1	59		
Stella ST455	12	8	0	2	15	1	59		
Truvox R84	12	8	0	2	15	1	59		
Elizabethan Major	14	5	0	3	0	0	65		
Reps R10	14	10	0	3	4	5	69		
Grundig T.K.40	15	15	0	3	10	0	75		

<b>4-TRACK STEREO/MONAURAL</b>									
Korting MT 157	17	17	0	3	19	4	85		
Telefunken 77K	17	17	0	3	19	4	85		
Philips EL3536	19	12	0	4	5	7	92		
Telefunken 97	20	0	0	4	8	8	95		

## WHAT?

What type of Tape Recorder, among all the machines now on the market should I buy? What are the various characteristics, for instance, of a Grundig TK40, a Simon SP/5 or a Telefunken 97 and other recommended machines?

## WHERE?

Where can I see all the leading makes demonstrated? Where can I go for unbiased help and advice, where technical points are patiently explained, where the service is willing and friendly, and, above all, where purchase terms are the most reasonable?

- ★ INTEREST FREE terms
- ★ FREE INSURANCE COVERING YOUR PAYMENTS IN THE EVENT OF SICKNESS OR UNEMPLOYMENT
- ★ FREE DELIVERY      ★ PART EXCHANGES

### 9 Months to Pay

	Deposit			9 Monthly Payments			Cash
	£	s.	d.	£	s.	d.	
<b>MAINS TWIN-TRACK</b>							
Argyll Minor	2	6	3	2	6	3	22
Grundig TK14	3	13	6	3	13	6	35
Elizabethan TT3	4	2	0	4	1	11	39
Reps R10	6	3	11	6	3	11	59
Spectone "161"	5	2	11	5	2	11	49
Telefunken 95	6	3	11	6	3	11	59

<b>4-TRACK</b>							
Stuzzi	2	16	6	2	14	6	26
Philips 'Star Maker'	2	16	9	2	16	9	27
Argyll 4-T	3	4	0	3	4	0	29½
Elizabethan FT1	3	11	5	3	11	5	34
Philips EL3541	3	11	5	3	11	5	34
Stella ST 454	3	17	9	3	17	9	37
Sound	4	15	0	4	14	6	45
Elizabethan FT3	4	15	0	4	14	6	45

<b>BATTERY</b>							
Clarion Mk. 1	1	19	11	1	19	11	19
Philips EL3585	2	10	5	2	10	5	24
Stella ST 470	2	15	0	2	12	3	25
Clarion Mk. 2	2	16	9	2	16	9	27
Grundig TK1	3	1	0	3	0	11	29
Optacord Battery/							
Mains	4	15	0	4	14	6	45
Ficord 1A	6	3	11	6	3	11	59
Stuzzi Magnette	6	3	11	6	3	11	59
Butaba MT5	6	18	8	6	18	8	66

Open all day Saturday—  
Friday 6.30 p.m.

# THE RECORDER CO.

If unable to call, write for free brochure or send deposit now for quick delivery.

(Dept. R) 188, WEST END LANE, WEST HAMPSTEAD, LONDON, N.W.6.

Telephone: SW1 4977

BOX 47.

first choice for all recorders

the tape  
that gives  
**Authentic  
Sound**

HEAR and SEE  
Authentic Sound  
at the Audio Fair  
Room 312



**Magnetic Recording Tape**

Standard · Long Play  
Double Play

**BASF** CHEMICALS LIMITED 5a Gillespie Road London N5

Published by Miles Henslow Publications, 99 Mortimer Street, London, W.1.  
Printed by STAPLES PRINTERS LIMITED (Incorporating F. Howard Doulton Ltd.) Warton Road, Stratford, London, E.15