



**New York State  
Electronic Medicaid System  
UB04 Billing Guidelines**

**RESIDENTIAL HEALTH CARE**

**TABLE OF CONTENTS**

1. Purpose Statement..... 4

2. Claims Submission ..... 5

    2.1 Electronic Claims ..... 5

    2.2 Paper Claims..... 6

        2.2.1 General Instructions for Completing Paper Claims ..... 6

    2.3 UB-04 Claim Form ..... 8

    2.4 Residential Health Care Services Billing Instructions..... 8

        2.4.1 Instructions for the Submission of Medicare Crossover Claims..... 8

        2.4.2 UB-04 Claim Form Field Instructions..... 9

3. Explanation of Paper Remittance Advice Sections..... 23

    3.1 Section One – Medicaid Check..... 24

        3.1.1 Medicaid Check Stub Field Descriptions ..... 25

        3.1.2 Medicaid Check Field Descriptions ..... 25

    3.2 Section One – EFT Notification ..... 26

        3.2.1 EFT Notification Page Field Descriptions..... 27

    3.3 Section One – Summout (No Payment) ..... 28

        3.3.1 Summout (No Payment) Field Descriptions ..... 29

    3.4 Section Two – Provider Notification ..... 30

        3.4.1 Provider Notification Field Descriptions ..... 31

    3.5 Section Three – Claim Detail ..... 32

        3.5.1 Claim Detail Page Field Descriptions..... 36

        3.5.2 Explanation of Claim Detail Columns ..... 36

        3.5.3 Subtotals/Totals/Grand Totals ..... 38

    3.6 Section Four – Financial Transactions and Accounts Receivable..... 40

        3.6.1 Financial Transactions ..... 40

        3.6.2 Accounts Receivable ..... 42

    3.7 Section Five – Edit (Error) Description ..... 44

Appendix A Claim Samples..... 45

*For eMedNY Billing Guideline questions, please contact  
the eMedNY Call Center 1-800-343-9000.*

---

# 1. Purpose Statement

The purpose of this document is to assist the provider community in understanding and complying with the New York State Medicaid (NYS Medicaid) requirements and expectations for:

- Billing and submitting claims.
- Interpreting and using the information returned in the Medicaid Remittance Advice.

This document is customized for Residential Health Care providers and should be used by the provider as an instructional, as well as a reference tool. For providers new to NYS Medicaid, it is required to read the All Providers General Billing Guideline Information available at [www.emedny.org](http://www.emedny.org) by clicking on the link to the webpage as follows: [Information for All Providers](#).

## 2. Claims Submission

Residential Health Care providers can submit their claims to NYS Medicaid in electronic or paper formats.

Providers are required to submit an Electronic/Paper Transmitter Identification Number (ETIN) Application and Certification Statement before submitting claims to NYS Medicaid. Certification Statements remain in effect and apply to all claims until superseded by another properly executed Certification Statement.

Providers will be asked to update their Certification Statement on an annual basis. Providers will be provided with renewal information when their Certification Statement is near expiration. Information about these requirements is available at [www.emedny.org](http://www.emedny.org) by clicking on the link to the webpage as follows: [Information for All Providers](#).

### 2.1 Electronic Claims

Pursuant to the Health Insurance Portability and Accountability Act (HIPAA), Public Law 104-191, which was signed into law August 12, 1996, the NYS Medicaid Program adopted the HIPAA-compliant transactions as the sole acceptable format for electronic claim submission, effective November 2003.

Residential Health Care providers who choose to submit their Medicaid claims electronically are required to use the HIPAA 837 Institutional (837I) transaction. Direct billers should also refer to the sources listed below to comply with the NYS Medicaid requirements.

- HIPAA 837I Implementation Guide (IG) explains the proper use of the 837I standards and program specifications. This document is available at [www.wpc-edi.com/hipaa](http://www.wpc-edi.com/hipaa).
- NYS Medicaid 837I Companion Guide (CG) is a subset of the IG, which provides instructions for the specific requirements of NYS Medicaid for the 837I. This document is available at [www.emedny.org](http://www.emedny.org) by clicking on the link to the web page as follows: [Companion Guides and Sample Files](#).
- NYS Medicaid Technical Supplementary Companion Guide provides technical information needed to successfully transmit and receive electronic data. Some of the topics put forth in this CG are testing requirements, error report information, and communication specifications. This document is available at [www.emedny.org](http://www.emedny.org) by clicking on the link to the web page as follows: [Companion Guides and Sample Files](#).

Further information about electronic claim pre-requirements is available at [www.emedny.org](http://www.emedny.org) by clicking on the link to the webpage as follows: [Information for All Providers](#).

## 2.2 Paper Claims

Residential Health Care providers who choose to submit their claims on paper forms must use the Centers for Medicare and Medicaid Services (CMS) standard UB-04 claim form.

To view a sample Residential Health Care UB-04 claim form, see Appendix A. The displayed claim form is a sample and the information it contains is for illustration purposes only.

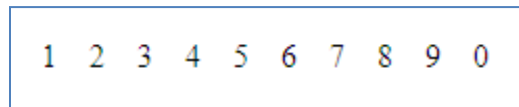
An Electronic Transmission Identification Number (ETIN) and a Certification Statement are required to submit paper claims. Providers who have a valid ETIN for the submission of electronic claims do not need an additional ETIN for paper submissions. The ETIN and the associated certification qualify the provider to submit claims in both electronic and paper formats. Information about these requirements is available at [www.emedny.org](http://www.emedny.org) by clicking on the link to the webpage as follows: [Information for All Providers](#).

### 2.2.1 General Instructions for Completing Paper Claims

Since the information entered on the claim form is captured via an automated data collection process (imaging), it is imperative that it be legible and placed appropriately in the required fields. The following guidelines will help ensure the accuracy of the imaging output:

- All information should be typed or printed.
- Alpha characters (letters) should be capitalized.
- Numbers should be written as close to the example below in Exhibit 2.2.1-1 as possible:

Exhibit 2.2.1-1







- Circles (the letter O, the number 0) must be closed.
- Avoid unfinished characters. See the example in Exhibit 2.2.1-2.

Exhibit 2.2.1-2

Written As	Intended As	Interpreted As										
<table border="1"> <tr> <td></td> <td></td> <td>6.</td> <td>0</td> <td>0</td> </tr> </table>			6.	0	0	6.00	<table border="1"> <tr> <td></td> <td></td> <td>6.</td> <td>6</td> <td>0</td> </tr> </table> → Zero interpreted as six			6.	6	0
		6.	0	0								
		6.	6	0								


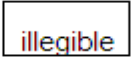
- When typing or printing, stay within the box provided; ensure that no characters (letters or numbers) touch the claim form lines. See the example in Exhibit 2.2.1-3.

Exhibit 2.2.1-3

Written As	Intended As	Interpreted As	
	2		→ Two interpreted as seven
	3		→ Three interpreted as two

- Characters should not touch each other as seen in Exhibit 2.2.1-4.

Exhibit 2.2.1-4

Written As	Intended As	Interpreted As	
	23		→ Entry cannot be interpreted properly

- Do not write between lines.
- Do not use arrows or quotation marks to duplicate information.
- Do not use the dollar sign (\$) to indicate dollar amounts; do not use commas to separate thousands. For example, three thousand should be entered as 3000, not as 3,000.
- For writing, it is best to use a felt tip pen with a fine point. Avoid ballpoint pens that skip; do not use pencils, highlighters, or markers. Only blue or black ink is acceptable.
- If filling in information through a computer, ensure that all information is aligned properly, and that the printer ink is dark enough to provide clear legibility.
- Do not submit claim forms with corrections, such as information written over correction fluid or crossed out information. If mistakes are made, a new form should be used.
- Separate forms using perforations; do not cut the edges.
- Do not fold the claim forms.
- Do not use adhesive labels (for example for address); do not place stickers on the form.
- Do not write or use staples on the bar-code area.

The address for submitting claim forms is:

COMPUTER SCIENCES CORPORATION  
P.O. Box 4601  
Rensselaer, NY 12144-4601

## 2.3 UB-04 Claim Form

To view a sample Residential Health Care UB-04 claim form, see Appendix A. The displayed claim form is a sample and the information it contains is for illustration purposes only.

The UB-04 CMS-1450 is a CMS standard form; therefore CSC does not supply it. The form can be obtained from any of the national suppliers.

The UB-04 Manual (National Uniform Billing Data Element Specifications as Developed by the National Uniform Billing Committee – Current Revision) should be used in conjunction with this Provider Billing Guideline as a reference guide for the preparation of claims to be submitted to NYS Medicaid. The UB-04 manual is available at [www.nubc.org](http://www.nubc.org).

Form Locators in this manual for which no instruction has been provided have no Medicaid application. These Form Locators are ignored when the claim is processed.

## 2.4 Residential Health Care Services Billing Instructions

This subsection of the Billing Guidelines covers the specific NYS Medicaid billing requirements for Residential Health Care providers. Although the instructions that follow are based on the UB-04 paper claim form, they are also intended as a guideline for electronic billers to find out what information they need to provide in their claims, in addition to the HIPAA Companion Guides which are available at [www.emedny.org](http://www.emedny.org) by clicking on the link to the webpage as follows: [eMedNY Companion Guides and Sample Files](#).

It is important that providers adhere to the instructions outlined below. Claims that do not conform to the eMedNY requirements as described throughout this document may be rejected, pending, or denied.

### 2.4.1 Instructions for the Submission of Medicare Crossover Claims

This subsection is intended to familiarize the provider with the submission of crossover claims. Providers can bill claims for Medicare/Medicaid patients to Medicare. Medicare will then reimburse its portion to the provider and the provider's Medicare remittance will indicate that the claim will be crossed over to Medicaid.

Claims for services not covered by Medicare should continue to be submitted directly to Medicaid as policy allows. Also, **Medicare Part-C** (Medicare Managed Care) and **Medicare Part-D** claims are *not* part of this process.

Providers are urged to review their Medicare remittances for crossovers beginning December 1, 2009, to determine whether their claims have been crossed over to Medicaid for processing. Any claim that was indicated by Medicare as a crossover should not be submitted to Medicaid as a separate claim. If the Medicare remittance does not indicate the claim has been crossed over to Medicaid, the provider should submit the claim directly to Medicaid.

- Claims that are denied by Medicare will not be crossed over.
- Medicaid will deny claims that are crossed over without a Patient Responsibility.



If a separate claim is submitted directly by the provider to Medicaid for a dual eligible recipient and the claim is paid before the Medicare crossover claim, both claims will be paid. The eMedNY system automatically voids the provider submitted claim in this scenario. Providers may submit adjustments to Medicaid for their crossover claims, because they are processed as a regular adjustment.

Electronic remittances from Medicaid for crossover claims will be sent to the default ETIN when the default is set to electronic. If there is no default ETIN, the crossover claims will be reported on a paper remittance. The ETIN application is available at [www.emedny.org](http://www.emedny.org) by clicking on the link to the webpage as follows: [Provider Enrollment Forms](#).

**NOTE:** For crossover claims, the Locator Code will default to 003 if zip+4 does not match information in the provider's Medicaid file.

## 2.4.2 UB-04 Claim Form Field Instructions

### Provider Name, Address, and Telephone Number (Form Locator 1)

Enter the billing provider's name and address, using the following rules for submitting the ZIP code:

#### Paper claim submissions

Enter the five-digit ZIP code or the ZIP plus four.

#### Electronic claim submissions

Enter the nine-digit ZIP code. The Locator Code will default to 003 if the nine digit ZIP code does not match information in the provider's Medicaid file.

**NOTE:** It is the responsibility of the provider to notify Medicaid of any change of address or other pertinent information within 15 days of the change. For information on where to direct address change requests please refer to *Information for All Providers, Inquiry section* which can be found at [www.emedny.org](http://www.emedny.org) by clicking on the link to the webpage as follows: [Residential Health Manual](#).

### Patient Control Number (Form Locator 3a)

For record-keeping purposes, the provider may choose to identify a patient by using an account/patient control number. This field can accommodate up to 30 alphanumeric characters. If an account/patient control number is indicated on the claim form, the first 20 characters will be returned on the paper Remittance Advice. Using an account/patient control number can be helpful for locating accounts when there is a question on patient identification.

## Type of Bill (Form Locator 4)

Completion of this field is required for all provider types. All entries in this field must contain three digits. Each digit identifies a different category as follows:

- 1st Digit – Type of Facility
- 2nd Digit – Bill Classification
- 3rd Digit – Frequency

### Type of Facility

Using the UB-04 Manual, Form Locator 4, Type of Facility category, select the code that best describes the facility type.

For SNF-Free Standing only, use Type of Facility Code 2 (Skilled Nursing).

### Bill Classification

Using the UB-04 Manual, Form Locator 4, Bill Classification category, select the code that best describes the type of service being claimed.

### Frequency - Adjustment/Void Code

New York State Medicaid uses the third position of this field *only* to identify whether the claim is an original, a replacement (adjustment) or a void.

If submitting an original claim, enter the value **0** in the third position of this field as in Exhibit 2.4.2-1.

#### Exhibit 2.4.2-1

4TYPE OF BILL
XX0

If submitting an adjustment (replacement) to a previously paid claim, enter the value **7** in the third position of this field as in Exhibit 2.4.2-2.

#### Exhibit 2.4.2-2

4TYPE OF BILL
XX7

If submitting a void to a previously paid claim, enter the value **8** in the third position of this field as in Exhibit 2.4.2-3.

#### Exhibit 2.4.2-3

4TYPE OF BILL
XX8

RESIDENTIAL HEALTH CARE

## Statement Covers Period From/Through (Form Locator 6)

- *When billing for one date of service*, enter the same date in the FROM and THROUGH boxes or leave the THROUGH box blank.
- *When billing for multiple dates of service*, enter the first service date of the billing period in the FROM box and the last service date in the THROUGH box. The first and last service dates must be in the same calendar month.

Dates must be entered in the format MMDDYYYY.

### Non-Occupant Care

In order to properly identify each date of service, the **FROM** and **THROUGH** dates must be inclusive. All services included in the **FROM** and **THROUGH** fields must indicate the same number of hours and must be for consecutive days within the same month.

If services rendered do not have a consistent number of hours scheduled for any given period, then each service day must be billed separately.

### NOTES:

- *Claims must be submitted within 90 days of the date of service entered in this field unless acceptable circumstances for the delay can be documented. Information about billing claims over 90 days or two years from the Date of Service is available in the All Providers General Billing Guideline Information section available at [www.emedny.org](http://www.emedny.org) by clicking on the link to the webpage as follows: [Information for All Providers](#).*
- *Do not include full days covered by Medicare or other third-party insurers as part of the period of service.*
- *A separate claim must be completed if the period of service includes therapeutic or hospital leave days.*

## Patient Name (Form Locator 8, line b)

Enter the patient's last name followed by the first name. This information may be obtained from the Client's (Patient's) Common Benefit ID Card.

## Birthdate (Form Locator 10)

Enter the patient's birth date. This information may be obtained from the Client's (Patient's) Common Benefit ID Card. The birth date must be in the format MMDDYYYY. See the example in Exhibit 2.4.2-4 that follows.

**Exhibit 2.4.2-4**

10 BIRTHDATE
03051935

RESIDENTIAL HEALTH CARE

## Sex (Form Locator 11)

Enter **M** for male or **F** for female to indicate the patient's sex. This information may be obtained from the Client's (Patient's) Common Benefit ID Card.

## Admission (Form Locators 12-15)

Leave all fields blank.

## Stat [Patient Status] (Form Locator 17)

This field is used to indicate the specific condition or status of the patient as of the last date of service indicated in Form Locator 6. Select the appropriate code (*except for 43 and 65*) from the UB-04 Manual.

## Condition Codes (Form Locators 18-28)

Leave all fields blank.

## Occurrence Code/Date (Form Locators 31-34)

Leave all fields blank.

## Value Codes (Form Locators 39-41)

NYS Medicaid uses Value Codes to report the following information:

- Locator Code (required: see notes for conditions)
- Rate Code (required)
- Patient Participation (only if applicable)
- Other Insurance Payment (only if applicable)
- Medicaid Covered Days (only if applicable)
- Medicaid Non-Covered Days (only if applicable)
- Medicare Co-Insurance Days (only if applicable)

Value Codes have two components: Code and Amount. The **Code** component is used to indicate the type of information reported. The **Amount** component is used to enter the information itself. Both components are required for each entry.

## Locator Code - Value Code 61

For electronic claims, leave this field blank. The Locator Code will be defaulted to 003 if the nine digit ZIP Code submitted on the claim does not match what is on file.

For paper claims, enter the locator code assigned by NYS Medicaid.

Locator codes are assigned to the provider for each service address registered at the time of enrollment in the Medicaid program or at anytime, afterwards, that a new location is added.

**Value Code**

Code **61** should be used to indicate that a Locator Code is entered under Amount.

**Value Amount**

Entry must be three digits and must be placed to the left of the dollars/cents delimiter.

Locator codes 001 and 002 are for administrative use only and are not to be entered in this field. The entry may be 003 or a higher locator code. Enter the locator code that corresponds to the address where the service was performed.

The example in Exhibit 2.4.2-5 illustrates a correct Locator Code entry.

**Exhibit 2.4.2-5**

39 VALUE CODES	
CODE	AMOUNT
a 61	003 ▾
b	▾
c	▾
d	▾

*NOTE: The provider is reminded of the obligation to notify Medicaid of all service locations as well as changes to any of them. For information on where to direct locator code updates, please refer to Information for All Providers, Inquiry section located at [www.emedny.org](http://www.emedny.org) by clicking on the link to the webpage as follows: [Residential Health Manual](#).*

**Rate Code - Value Code 24**

Rates are established by the Department of Health and other State agencies. At the time of enrollment in Medicaid, providers receive notification of the rate codes and rate amounts assigned to their category of service. Any time that rate codes or amounts change, providers also receive notification from the Department of Health.

**Value Code**

Code **24** should be used to indicate that a rate code is entered under Amount.

**Value Amount**

Enter the rate code that applies to the service rendered. The four-digit rate code must be entered to the left of the dollars/cents delimiter.

The example in Exhibit 2.4.2-6 illustrates a correct rate code entry.

Exhibit 2.4.2-6

	39 VALUE CODES	
	CODE	AMOUNT
a	24	3810 ▾
b		▾
c		▾
d		▾

In order for claims to be processed correctly, it is essential that the correct Rate Code be used for each patient. Rate Codes vary depending on the facility type and the patient’s additional coverage. Select the appropriate Rate Code according to the following list:

- Free-Standing Nursing Facilities
  - Use Code 3810 when billing for Medicaid patients who either don’t have Medicare coverage or have only Medicare Part A coverage.
  - Use Code 3812 when billing for patients who either have Medicare Part A and B coverage or have only Medicare Part B coverage.
  - Use code 3838 when billing for patients who have only Medicare Part D coverage.
  - Use code 3839 when billing for patients who have Medicare Part B and Part D coverage.
- Hospital-Based Nursing Facilities
  - Use Rate Code 2863 when billing for Medicaid patients who either don’t have Medicare coverage or have only Part A coverage.
  - Use Rate Code 2862 when billing for patients who either have Medicare Part A and B coverage or have only Medicare Part B coverage.
  - Use code 3838 when billing for patients who have only Medicare Part D coverage.
  - Use code 3839 when billing for patients who have Medicare Part B and Part D coverage.

**NOTES:**

- *The Medicare coverage information should be obtained from the eMedNY Eligibility Verification System (MEVS).*
- *Claims for bed reservations may be billed to the higher non-Medicare Part B rate.*

- Free-Standing Day Care Services
  - Use Rate Code 3800.
- Hospital-Based Day Care Services
  - Use Rate Code 3800.

RESIDENTIAL HEALTH CARE

## Patient Participation (NAMI) - Value Code 23

### Value Code

Code **23** should be used to indicate that the patient’s Net Available Monthly Income (NAMI) amount is entered under Amount.

### Value Amount

Enter the NAMI amount approved by the local Social Services agency as the patient’s monthly budget. In cases where the patient’s budget has increased, the new amount, rather than the current budgeted amount, should be entered. If billing occurs more than once a month, enter the full NAMI amount on the first claim submitted for the month as illustrated in Exhibit 2.4.2-7:

Exhibit 2.4.2-7

39 VALUE CODES	
CODE	AMOUNT
a	23 100 ▾
b	▾
c	▾
d	▾

**NOTE:** For retroactive NAMI changes, an adjustment to the previously paid claim needs to be submitted. These adjustments can only be submitted when approval for a budget change has been received from the LDSS.

## Other Insurance Payment – Value Code A3 or B3

If the patient has insurance other than Medicare, it is the responsibility of the provider to determine whether the service being billed for is covered by the patient's Other Insurance carrier. If the service is covered or if the provider does not know if the service is covered, the provider must first submit a claim to the Other Insurance carrier, as **Medicaid is always the payer of last resort.**

### Value Code

If applicable, code **A3 or B3** should be used to indicate that the amount paid by an insurance carrier other than Medicare is entered under Amount. The line (A or B) assigned to the Insurance Carrier in Form Locator 50 determines the choice of codes **A3** or **B3**.

### Value Amount

Enter the actual amount paid by the other insurance carrier. If the other insurance carrier denied payment enter 0.00. Proof of denial of payment must be maintained in the patient’s billing record. Zeroes must also be entered in this field if any of the following situations apply:

- Prior to billing the insurance company, the provider knows that the service will not be covered because:

- The provider has had a previous denial for payment for the service from the particular insurance policy. However, the provider should be aware that the service should be billed if the insurance policy changes. Proof of denials must be maintained in the patient’s billing record. Prior claims denied due to deductibles not being met are not to be counted as denials for subsequent billings.
- In very limited situations the Local Department of Social Services (LDSS) has advised the provider to zero-fill the Other Insurance payment for the same type of service. This communication should be documented in the client's billing record.
- The provider bills the insurance company and receives a rejection because:
  - The service is not covered; or
  - The deductible has not been met.
- The provider cannot directly bill the insurance carrier and the policyholder is either unavailable or uncooperative in submitting claims to the insurance company. In these cases the LDSS must be notified prior to zero-filling. The LDSS has subrogation rights enabling it to complete claim forms on behalf of uncooperative policyholders who do not pay the provider for the services. The LDSS can direct the insurance company to pay the provider directly for the service whether or not the provider participates with the insurance plan. The provider should contact the third-party worker in the LDSS whenever he/she encounters policyholders who are uncooperative in paying for covered services received by their dependents who are on Medicaid. In other cases providers will be instructed to zero-fill the Other Insurance payment in the Medicaid claim and the LDSS will retroactively pursue the third-party resource.
- The patient or an absent parent collects the insurance benefits and fails to submit payment to the provider. The LDSS must be notified so that sanctions and/or legal action can be brought against the patient or absent parent.
- The provider is instructed to zero-fill by the LDSS for circumstances not listed above.

The example in Exhibit 2.4.2-8 illustrates a correct Other Insurance Payment entry.

**Exhibit 2.4.2.-8**

39 VALUE CODES	
CODE	AMOUNT
a	A3 100 . 00
b	-
c	-
d	-

## Medicaid Covered Days – Value Code 80

### *Value Code*

Code 80 should be used to indicate the total number of days that are covered by Medicaid. If only co-insurance days are claimed, do not report code 80.



**Value Amount**

Enter the actual amount of days covered by Medicaid. The sum of Medicaid Full covered days, Medicaid non-covered days and Medicare co-insurance days must correspond to the Statement Covers Period in Form Locator 6 and should not reflect the day of discharge. The Covered Days must be entered to the left of the dollars/cents delimiter.

The example in Exhibit 2.4.2-9 illustrates a correct Medicaid Covered Days entry.

**Exhibit 2.4.2-9**

		39	VALUE CODES
		CODE	AMOUNT
a	80		30 ▾
b			▾
c			▾
d			▾

**Medicaid Non-Covered Days – Value Code 81**

**Value Code**

Code 81 should be used to indicate the total number of full days that are not reimbursable by Medicaid or any other third party. This does not include full days covered by Medicare or other third-party insurers.

**Value Amount**

Enter the actual number of days non-covered by Medicaid. The sum of Medicaid full covered days, Medicaid non-covered days and Medicare co-insurance days must correspond to the Statement Covers Period in Form Locator 6 and should not reflect the day of discharge. The Non-Covered Days must be entered to the left of the dollars/cents delimiter.

*NOTE: For non-resident health care patients, non-covered days are those days occurring within the service period on which health care services were not rendered, for example, weekends.*

The example in Exhibit 2.4.2-10 illustrates a correct Medicaid Non-Covered Days entry.

**Exhibit 2.4.2-10**

		39	VALUE CODES
		CODE	AMOUNT
a	81		02 ▾
b			▾
c			▾
d			▾

## Medicare Co-Insurance Days – Value Code 82

### Value Code

Code 82 should be used to indicate the total number of Medicare co-insurance days claimed during the service period.

### Value Amount

Enter the actual number of Medicare co-insurance days. The sum of Medicaid full covered days, Medicaid non-covered days and Medicare co-insurance days must correspond to the Statement Covers Period in Form Locator 6 and should not reflect the day of discharge. The Co-Insurance Days must be entered to the left of the dollars/cents delimiter.

The example in Exhibit 2.4.2-11 illustrates a correct Medicare Co-Insurance Days entry.

**Exhibit 2.4.2-11**

39 VALUE CODES	
CODE	AMOUNT
a 82	30 -
b	-
c	-
d	-

## Rev. Cd. [Revenue Code] (Form Locator 42)

Revenue Codes identify specific accommodations, ancillary services, or billing calculations.

NYS Medicaid uses Revenue Codes to identify the following information:

- Total Charges
- Title XIX Days – Hospital Leave
- Title XIX Days – Therapeutic Leave

### Total Charges

Use Revenue Code **0001** to indicate that total charges are entered in Form Locator 47.

### Hospital Leave

The patient was hospitalized during the billing period and bed retention was involved. If bed retention for hospitalization was not involved, hospital leave is not applicable. Please refer to the Residential Health Care Manual, Policy Guidelines section for Bed Reservation information.

If applicable, use Revenue Code **0185** to indicate that the number of Hospital Leave days is entered in Form Locator 46.

Hospital Leave must not be claimed together with regular billing; these claims must be submitted on a separate form.

**Therapeutic Leave**

These are overnight absences that include leave for personal reasons or to participate in medically acceptable therapeutic or rehabilitative plans of care. Please refer to the Residential Health Care Manual, Policy Guidelines section for Bed Reservation information.

If applicable, use Revenue Code **0183** to indicate that the number of Therapeutic Leave days is entered in Form Locator 46.

Therapeutic Leave must not be claimed together with regular billing; these claims must be submitted on a separate form.

**Serv. Units (Form Locator 46)**

If Revenue Code 0185 (Hospital Leave) was used in Form Locator 42, enter the total number of Hospital Leave days on the same line where the Revenue Code appears. The number of units entered in this field must match the entry in Form Locators 39 – 41, Value Code 80, “Covered Days”.

If Revenue Code 0183 (Therapeutic Leave) was used in Form Locator 42, enter the total number of Therapeutic Leave days on the same line where the Revenue Code appears. The number of units entered in this field must match the entry in Form Locators 39 – 41, Value Code 80, “Covered Days”.

**Total Charges (Form Locator 47)**

Enter the total amount charged for the service(s) rendered. This is computed by multiplying the total number of full days times the per diem rate. The charged amount must be entered on the line corresponding to Revenue Code **0001** and both sections of the field (dollars and cents) must be completed; if the charges contain no cents, enter 00 in the cents box.

**Exhibit 2.4.2-12**

42 REV CD	43 DESCRIPTION	44 HCPCS /RATE /HIPPS CODE	45 SERV. DATE	46 SERV. UNITS	47 TOTAL CHARGES	48 NON-COVERED CHARGES	49
0001					3000.00	▼	
					▼	▼	
					▼	▼	

If Therapeutic Leave or Hospital Leave units were entered in Form Locator 46, enter the charges for that line in this field as well.

**Exhibit 2.4.2-13**

	42 REV CD	43 DESCRIPTION	44 HCPCS /RATE /HIPPS CODE	45 SERV. DATE	46 SERV. UNITS	47 TOTAL CHARGES	48 NON-COVERED CHARGES	49
1	0001					1500.00	▼	
2	0183				15	1500.00	▼	
3						▼	▼	

## Payer Name (Form Locator 50 A, B, C)

This field identifies the payer(s) responsible for the claim payment. The field lines (A, B, and C) are devised to indicate primary (A), secondary (B), and tertiary (C) responsibility for claim payment.

For NYS Medicaid billing, payers are classified into three main categories: Medicare, Commercial (any insurance other than Medicare), and Medicaid. **Medicaid is always the payer of last resort.** Complete this field in accordance with the following instructions.

### Direct Medicaid Claim—No Third Party Involved

Enter the word **Medicaid** on line A of this field. Leave lines B and C blank.

### Medicaid/Third Party (Other Than Medicare) Claim

- Enter the name of the **Other** Insurance Carrier on line A of this field.
- Enter the word **Medicaid** on line B of this field.
- Leave line C blank.

## NPI (Form Locator 56)

Enter the provider's 10-digit National Provider Identifier (NPI).

## Other Prv ID [Other Provider ID] (Form Locator 57)

Leave this field blank.

## Insured's Unique ID (Form Locator 60)

Enter the patient's ID number (Client ID number). This information may be obtained from the Client's (Patient's) Common Benefit ID Card. Medicaid Client ID numbers are assigned by the State of New York and are composed of eight characters in the format AANNNNNA, where A = alpha character and N = numeric character. For example: AB12345C

The Medicaid Client ID should be entered on the same line (A, B, or C) that matches the line assigned to Medicaid in Form Locators 50 and 57. If the patient's Medicaid Client ID number is entered on lines B or C, the lines above the Medicaid ID number must contain either the patient's ID for the other payer(s) or the word **NONE**.

## Treatment Authorization Codes (Form Locator 63)

If the service requires Prior Approval, enter the 11-digit Prior Approval number here. The Prior Approval must be entered on the line (A, B, or C) that corresponds to the line assigned to Medicaid in Form Locators 50 and 57. If the Prior Approval number is entered on lines B or C, the word **NONE** must be written in the line(s) **above** the Prior Approval line.

Leave this field blank if the service does not require Prior Approval.

**NOTE:** For information regarding how to obtain Prior Approval/Authorization for specific services, please refer to [www.emedny.org](http://www.emedny.org) by clicking on the link to the webpage as follows: [Residential Health Manual](#).

## Document Control Number (Form Locators 64 A, B, C)

*Leave this field blank when submitting an original claim or a resubmission of a denied claim.*

If submitting an **Adjustment (Replacement) or a Void** to a previously paid claim, this field must be used to enter the **Transaction Control Number (TCN)** assigned to the claim to be adjusted or voided. The TCN is the claim identifier and is listed in the Remittance Advice. If a TCN is entered in this field, the third position of Form Locator 4, Type of Bill, must be 7 or 8.

The TCN must be entered in the line (A, B, or C) that matches the line assigned to Medicaid in Form Locators 50 and 57. If the TCN is entered in lines B or C, the word **NONE** must be written on the line(s) **above** the TCN line.

### Adjustments

An adjustment is submitted to correct one or more fields of a previously paid claim. Any field, except the **Provider ID number** or the **Patient's Medicaid ID number**, can be adjusted. The adjustment must be submitted in a new claim form (copy of the original form is unacceptable) and all applicable fields must be completed.

An adjustment is identified by the value **7** in the **third position of Form Locator 4**, Type of Bill, and the claim to be adjusted is identified by the TCN entered in this field (Form Locator 64).

Adjustments cause the correction of the adjusted information in the claim history records as well as the cancellation of the original claim payment and the re-pricing of the claim based on the adjusted information.

### Voids

A void is submitted to nullify a paid claim. The void must be submitted in a new claim form (copy of the original form is unacceptable) and all applicable fields must be completed. A void is identified by the value **8** in the **third position of Form Locator 4**, Type of Bill, and the claim to be voided is identified by the TCN entered in this field (Form Locator 64).

Voids cause the cancellation of the original claim history records and payment.

## Untitled [Principal Diagnosis Code] (Form Locator 67)

This field must be completed upon admission of a patient, if there is any change in the diagnosis (including a diagnosis change for a patient on bed reservation), and when a patient is discharged. Leave blank if the entry in Form Locator 17 (Patient Status) indicates that the patient is still a patient or is on therapeutic leave.

Using the *International Classification of Diseases, Ninth Edition, Clinical Modification (ICD-9-CM)* coding system, enter the appropriate code that describes the main condition or symptom of the patient. The ICD-9-CM code must be entered exactly as it is listed in the manual. The remaining Form Locators labeled A – Q may be used to indicate secondary diagnosis information.

*NOTE: Three-digit and four-digit diagnosis codes will be accepted only when the category has no subcategories.*

**Principal Procedure (Form Locator 74)**

Leave this field blank.

**Other (Form Locator 78)**

NYS Medicaid uses this field to report the Referring/Destination/Previous Provider.

Complete this field only if an admission or a discharge (other than to home or self care) occurred during the service period covered by this statement (Form Locator 6). If no admission or discharge occurred or if the patient was discharged to home or self-care leave this field blank.

**For an admission**

Enter the NPI of the referring practitioner who determined that residential care was appropriate.

*NOTE: If the patient is admitted from home, enter the NPI of the physician who last examined the patient and determined that ICF/DD nursing home care was appropriate. See instructions for entering an NPI below.*

**For a discharge**

Enter the NPI of the practitioner who made the discharge determination.

**Instructions for entering an NPI**

Enter the code “DN” in the unlabeled field between the words “OTHER” and “NPI” to indicate the 10-digit NPI of the provider is entered in the box labeled “NPI”.

On the line below the ID numbers, enter the last name and first name of the provider. See the example in Exhibit 2.4.2-14.

**Exhibit 2.4.2-14**

The referring provider is John Smith with an NPI number 1234567890.

78 OTHER	DN	NPI 1234567890	QUAL		
LAST SMITH			FIRST JOHN		

### 3. Explanation of Paper Remittance Advice Sections

This Section present a sample of each section of the remittance advice for Residential Health providers followed by an explanation of the elements contained in the section.

The information displayed in the remittance advice samples is for illustration purposes only. The following information applies to a remittance advice with the default sort pattern.

General Remittance Advice Information is available in the All Providers General Billing Guideline Information section available at [www.emedny.org](http://www.emedny.org) by clicking on the link to the webpage as follows: [Information for All Providers](#).

The remittance advice is composed of five sections.

**Section One** may be one of the following:

- Medicaid Check
- Notice of Electronic Funds Transfer
- Summout (no claims paid)

**Section Two:** Provider Notification (special messages)

**Section Three:** Claim Detail

**Section Four:**


- Financial Transactions (recoupments)
- Accounts Receivable (cumulative financial information)

**Section Five:** Edit (Error) Description

### 3.1 Section One – Medicaid Check

For providers who have selected to be paid by check, a Medicaid check is issued when the provider has claims approved for the cycle and the approved amount is greater than the recoupments, if any, scheduled for the cycle. This section contains the check stub and the actual Medicaid check (payment).

Exhibit 3.1-1



TO: ABC RESIDENTIAL HEALTH CARE      DATE: 2010-05-31  
 REMITTANCE NO: 07080600001  
 PROV ID: 00123456/1234567890

00123456/1234567890 2010-05-31  
 ABC RESIDENTIAL HEALTH CARE  
 123 MAIN ST  
 ANYTOWN                                      NY                                      11111


-----  
 YOUR CHECK IS BELOW – TO DETACH, TEAR ALONG PERFORATED DASHED LINE  
 -----

DATE	REMITTANCE NUMBER	PROVIDER ID NO.			
2010-05-31 <small>VOID AFTER 60 DAYS</small>	07080600001	00123456/0123456789	PAY <table border="1" style="display: inline-table; border-collapse: collapse;"> <tr> <td style="text-align: center;">DOLLARS/CENTS</td> </tr> <tr> <td style="text-align: center;">\$*****719.00</td> </tr> </table>	DOLLARS/CENTS	\$*****719.00
DOLLARS/CENTS					
\$*****719.00					

TO THE ORDER OF

ABC RESIDENTIAL HEALTH CARE  
 123 MAIN ST  
 ANYTOWN                                      NY                                      11111

MEDICAL ASSISTANCE (TITLE XIX) PROGRAM  
 CHECKS DRAWN ON  
KEY BANK N.A.  
 80 STATE STREET, ALBANY, NEW YORK 12207



John Smith

AUTHORIZED SIGNATURE

29  
2

RESIDENTIAL HEALTH CARE



### 3.1.1 Medicaid Check Stub Field Descriptions

#### Upper Left Corner

Provider’s Name (as recorded in the Medicaid files)

#### Upper Right Corner

Date on which the remittance advice was issued

Remittance Number

PROV ID: This field will contain the Medicaid Provider ID and the NPI

#### Center

Medicaid Provider ID/NPI/Date

Provider’s Name/Address

### 3.1.2 Medicaid Check Field Descriptions

#### Left Side

Table

Date on which the check was issued

Remittance Number

Provider ID No.: This field will contain the Medicaid Provider ID and the NPI

Provider’s Name/Address


#### Right Side

Dollar amount. This amount must equal the Net Total Paid Amount under the Grand Total subsection plus the total sum of the Financial Transaction section.

### 3.2 Section One – EFT Notification

For providers who have selected electronic funds transfer (or direct deposit), an EFT transaction is processed when the provider has claims approved during the cycle and the approved amount is greater than the recoupments, if any, scheduled for the cycle. This section indicates the amount of the EFT.

Exhibit 3.2-1

TO: ABC RESIDENTIAL HEALTH CARE		DATE: 05-31-2010 REMITTANCE NO: 07080600001 PROVID: 00123456/1234567890
00123456/0123456789 05-31-2010 ABC RESIDENTIAL HEALTH CARE 123 MAIN ST ANYTOWN                      NY                      11111		
ABC RESIDENTIAL HEALTH CARE		\$1462.20
PAYMENT IN THE ABOVE AMOUNT WILL BE DEPOSITED VIA AN ELECTRONIC FUNDS TRANSFER.		

### 3.2.1 EFT Notification Page Field Descriptions

#### Upper Left Corner

Provider's name (as recorded in the Medicaid files)

#### Upper Right Corner

Date on which the remittance advice was issued

Remittance number

PROV ID: This field will contain the Medicaid Provider ID and the NPI

#### Center

Medicaid Provider ID/NPI/Date

Provider's Name/Address

Provider's Name – Amount transferred to the provider's account. This amount must equal the Net Total Paid Amount under the Grand Total subsection plus the total sum of the Financial Transaction section.

### 3.3 Section One – Summout (No Payment)

A summout is produced when the provider has no positive total payment for the cycle and, therefore, there is no disbursement of moneys.

Exhibit 3.3-1

TO: ABC RESIDENTIAL HEALTH CARE

**MEDICAID**  
MANAGEMENT INFORMATION SYSTEM

DATE: 05/31/2010  
REMITTANCE NO: 07080600001  
PROVID: 00123456/1234567890

NO PAYMENT WILL BE RECEIVED THIS CYCLE. SEE REMITTANCE FOR DETAILS.

ABC RESIDENTIAL HEALTH CARE  
123 MAIN ST  
ANYTOWN NY 11111

### 3.3.1 Summout (No Payment) Field Descriptions

#### Upper Left Corner

Provider's Name (as recorded in the Medicaid files)

#### Upper Right Corner

Date on which the remittance advice was issued

Remittance Number

PROV ID: This field will contain the Medicaid Provider ID and the NPI

#### Center


Notification that no payment was made for the cycle (no claims were approved)

Provider Name and Address

## 3.4 Section Two – Provider Notification

This section is used to communicate important messages to providers.

### Exhibit 3.4-1

 <p><b>MEDICAID</b> MANAGEMENT INFORMATION SYSTEM</p>		PAGE 01 DATE 05/31/10 CYCLE 1710
<p><b>MEDICAL ASSISTANCE (TITLE XIX) PROGRAM REMITTANCE STATEMENT</b></p>		
TO: ABC RESIDENTIAL HEALTH CARE 123 MAIN STREET ANYTOWN, NEW YORK 11111		ETIN: PROVIDER NOTIFICATION PROV ID: 00123456/1234567890 REMITTANCE NO: 07080600001
<p>REMITTANCE ADVICE MESSAGE TEXT</p>		
<p>***ELECTRONIC FUNDS TRANSFER (EFT) FOR PROVIDER PAYMENTS IS NOW AVAILABLE ***</p>		
<p>PROVIDERS WHO ENROLL IN EFT WILL HAVE THEIR MEDICAID PAYMENTS DIRECTLY DEPOSITED INTO THEIR CHECKING OR SAVINGS ACCOUNT.</p>		
<p>THE EFT TRANSACTIONS WILL BE INITIATED ON WEDNESDAYS AND DUE TO NORMAL BANKING PROCEDURES, THE TRANSFERRED FUNDS MAY NOT BECOME AVAILABLE IN THE PROVIDER'S CHOSEN ACCOUNT FOR UP TO 48 HOURS AFTER TRANSFER. PLEASE CONTACT YOUR BANKING INSTITUTION REGARDING THE AVAILABILITY OF FUNDS.</p>		
<p>PLEASE NOTE THAT EFT DOES NOT WAIVE THE TWO-WEEK LAG FOR MEDICAID DISBURSEMENTS.</p>		
<p>TO ENROLL IN EFT, PROVIDERS MUST COMPLETE AN EFT ENROLLMENT FORM THAT CAN BE FOUND AT <a href="http://WWW.EMEDNY.ORG">WWW.EMEDNY.ORG</a>. CLICK ON PROVIDER ENROLLMENT FORMS WHICH CAN BE FOUND IN THE FEATURED LINKS SECTION. DETAILED INSTRUCTIONS WILL ALSO BE FOUND THERE.</p>		
<p>AFTER SENDING THE EFT ENROLLMENT FORM TO CSC, PLEASE ALLOW A MINIMUM TIME OF SIX TO EIGHT WEEKS FOR PROCESSING. DURING THIS PERIOD OF TIME YOU SHOULD REVIEW YOUR BANK STATEMENTS AND LOOK FOR AN EFT TRANSACTION IN THE AMOUNT OF \$0.01 WHICH CSC WILL SUBMIT AS A TEST. YOUR FIRST REAL EFT TRANSACTION WILL TAKE PLACE APPROXIMATELY FOUR TO FIVE WEEKS LATER.</p>		
<p>IF YOU HAVE ANY QUESTIONS ABOUT THE EFT PROCESS, PLEASE CALL THE EMEDNY CALL CENTER AT 1-800-343-9000.</p>		
<p>NOTICE: THIS COMMUNICATION AND ANY ATTACHMENTS MAY CONTAIN INFORMATION THAT IS PRIVILEGED AND CONFIDENTIAL UNDER STATE AND FEDERAL LAW AND IS INTENDED ONLY FOR THE USE OF THE SPECIFIC INDIVIDUAL(S) TO WHOM IT IS ADDRESSED. THIS INFORMATION MAY ONLY BE USED OR DISCLOSED IN ACCORDANCE WITH LAW, AND YOU MAY BE SUBJECT TO PENALTIES UNDER LAW FOR IMPROPER USE OR FURTHER DISCLOSURE OF INFORMATION IN THIS COMMUNICATION AND ANY ATTACHMENTS. IF YOU HAVE RECEIVED THIS COMMUNICATION IN ERROR, PLEASE IMMEDIATELY NOTIFY NYHIPPADESK@CSC.COM OR CALL 1-800-541-2831. PROVIDERS WHO DO NOT HAVE ACCESS TO E-MAIL SHOULD CONTACT 1-800-343-9000.</p>		

RESIDENTIAL HEALTH CARE

### 3.4.1 Provider Notification Field Descriptions

#### Upper Left Corner

Provider's Name (as recorded in the Medicaid files)

#### Upper Right Corner

Remittance page number

Date on which the remittance advice was issued

Cycle Number

ETIN (not applicable)

Name of section: **PROVIDER NOTIFICATION**

PROV ID: This field will contain the Medicaid Provider ID and the NPI

Remittance number

#### Center

Message text

### 3.5 Section Three – Claim Detail

This section provides a listing of all new claims that were processed during the specific cycle plus claims that were previously pending and denied during the specific cycle. This section may also contain claims that pended previously.

Exhibit 3.5-1


											
TO: ABC RESIDENTIAL HEALTH CARE 123 MAIN STREET ANYTOWN, NEW YORK 11111				MEDICAL ASSISTANCE (TITLE XIX) PROGRAM REMITTANCE STATEMENT				PAGE 02 DATE 05/31/10 CYCLE 1710  ETIN: NURSING HOME PROV ID: 00123456/1234567890 REMITTANCE NO: 07080600001			
CLIENT NAME ID NUMBER	TCN PATIENT ACCOUNT NUMBER	SERVICE DATES FROM THRU	RATE CODE	REPTED CALC ED DAYS F C	FULL DAYS CO-INSURANCE DAYS PAYMENT	PATIENT PARTICIPATION REPORTED DEDUCTED	OTHER INSURANCE	AMOUNT CHARGED AMOUNT PAID	STATUS	ERRORS	
SAMPLE XX12345X	07206-000000112-3-0 CPIC1-00987-6	05/02/10 05/06/10	3810	5 0 5	0.00 0.00	0.00	0.00	387.81 0.00	DENY	01023 01035	
EXAMPLE XX67890X	07206-000000111-1-0 CPIC1-00345-6	05/02/10 05/06/10	3810	5 0 5	0.00 0.00	0.00	0.00	387.81 0.00	DENY	01023	
TOTAL AMOUNT ORIGINAL CLAIMS				DENIED	775.62	NUMBER OF CLAIMS	2				
NET AMOUNT ADJUSTMENTS				DENIED	0.00	NUMBER OF CLAIMS	0				
NET AMOUNT VOIDS				DENIED	0.00	NUMBER OF CLAIMS	0				
NET AMOUNT VOIDS - ADJUSTS					0.00	NUMBER OF CLAIMS	0				
* = PREVIOUSLY PENDED CLAIM ** = NEW PEND											



Exhibit 3.5-2


												
TO: ABC RESIDENTIAL HEALTH CARE 123 MAIN STREET ANYTOWN, NEW YORK 11111			MEDICAL ASSISTANCE (TITLE XIX) PROGRAM REMITTANCE STATEMENT					PAGE 03 DATE 05/31/10 CYCLE 1710			ETIN: NURSING HOME PROV ID: 00123456/1234567890 REMITTANCE NO: 07080600001	
CLIENT NAME ID NUMBER	TCN PATIENT ACCOUNT NUMBER	SERVICE DATES FROM THRU	RATE CODE	REP TED CALC ED DAYS F C	FULL DAYS CO-INSURANCE DAYS PAYMENT	PATIENT PARTICIPATION REPORTED DEDUCTED	OTHER INSURANCE	AMOUNT CHARGED AMOUNT PAID	STATUS	ERRORS		
SAMPLE XX12345X	07206-000000112-3-0 CPIC1-00987-6	05/02/10 05/06/10	3810	5 5	0 0.00	387.81 0.00	0.00	0.00	387.81 387.81	PAID		
EXAMPLE XX67890X	07206-000000111-1-0 CPIC1-00345-6	05/02/10 05/06/10	3810	5 5	0 0.00	387.81 0.00	0.00	0.00	387.81 387.81	PAID		
MODEL XX98765X	07206-000332456-0-0 CPIC1-00543-6	05/02/10 05/06/10	3810	5 5	0 0.00	387.81 0.00	0.00	0.00	387.81 387.81	PAID		
SPECIMEN XX87654X	07206-004445656-0-0 CPIC1-00321-6	05/02/10 05/06/10	3810	5 5	0 0.00	387.81 0.00	0.00	0.00	387.81 387.81	PAID		
STANDARD XX76543X	07206-007776546-0-1 CPIC1-00555-6	05/02/10 05/06/10	3810	5 5	0 0.00	387.81 0.00	0.00	0.00	387.81 387.81-	ADJT	ORIGINAL CLAIM PAID 05/11/2010	
DOE XX65432X	07206-007776546-0-2 CPIC1-00444-6	05/02/10 05/07/10	3810	4 4	0 0.00	298.77 0.00	0.00	0.00	298.77 298.77	ADJT		
										* = PREVIOUSLY PENDED CLAIM ** = NEW PEND		
TOTAL AMOUNT ORIGINAL CLAIMS			PAID	1551.24	NUMBER OF CLAIMS		5					
NET AMOUNT ADJUSTMENTS			PAID	89.04-	NUMBER OF CLAIMS		1					
NET AMOUNT VOIDS			PAID	0.00	NUMBER OF CLAIMS		0					
NET AMOUNT VOIDS - ADJUSTS				89.04-	NUMBER OF CLAIMS		1					

Exhibit 3.5-3


<div style="display: flex; justify-content: space-between; align-items: center;"> <div style="text-align: left;"> <p>TO: ABC RESIDENTIAL HEALTH CARE 123 MAIN STREET ANYTOWN, NEW YORK 11111</p> </div> <div style="text-align: center;">  <p><b>MEDICAID</b> MANAGEMENT INFORMATION SYSTEM</p> <p><b>MEDICAL ASSISTANCE (TITLE XIX) PROGRAM</b> <b>REMITTANCE STATEMENT</b></p> </div> <div style="text-align: right;"> <p>PAGE 04 DATE 05/31/10 CYCLE 1710</p> <p>ETIN: NURSING HOME PROV ID: 00123456/1234567890 REMITTANCE NO: 07080600001</p> </div> </div>										
CLIENT NAME ID NUMBER	TCN PATIENT ACCOUNT NUMBER	SERVICE DATES FROM THRU	RATE CODE	REPTE CALC'ED DAYS F C	FULL DAYS CO-INSURANCE DAYS PAYMENT	PATIENT PARTICIPATION REPORTED DEDUCTED	OTHER INSURANCE	AMOUNT CHARGED AMOUNT PAID	STATUS	ERRORS
SAMPLE XX12345X	07206-000000112-3-0 CPIC1-00987-6	05/02/10 05/06/10	3810	5 0 5	0.00 0.00	0.00	0.00	387.81 0.00	**PEND	00162 00971
EXAMPLE XX67890X	07206-000000111-1-0 CPIC1-00345-6	05/02/10 05/06/10	3810	5 0 5	0.00 0.00	0.00	0.00	387.81 0.00	**PEND	01131
* = PREVIOUSLY PENDED CLAIM ** = NEW PEND										
TOTAL AMOUNT ORIGINAL CLAIMS		PEND		775.62	NUMBER OF CLAIMS		2			
NET AMOUNT ADJUSTMENTS		PEND		0.00	NUMBER OF CLAIMS		0			
NET AMOUNT VOIDS		PEND		0.00	NUMBER OF CLAIMS		0			
NET AMOUNT VOIDS - ADJUSTS				0.00	NUMBER OF CLAIMS		0			
REMITTANCE TOTALS - NURSING HOME										
VOIDS - ADJUSTS				89.04	NUMBER OF CLAIMS		1			
TOTAL PENDS				775.62	NUMBER OF CLAIMS		2			
TOTAL PAID				1551.24	NUMBER OF CLAIMS		5			
TOTAL DENY				775.62	NUMBER OF CLAIMS		2			
NET TOTAL PAID				1462.20	NUMBER OF CLAIMS		5			
MEMBER ID: 12345678										
VOIDS - ADJUSTS				89.04	NUMBER OF CLAIMS		1			
TOTAL PENDS				775.62	NUMBER OF CLAIMS		2			
TOTAL PAID				1551.24	NUMBER OF CLAIMS		5			
TOTAL DENY				775.62	NUMBER OF CLAIMS		2			
NET TOTAL PAID				1462.20	NUMBER OF CLAIMS		5			

Exhibit 3.5-4



**MEDICAL ASSISTANCE (TITLE XIX) PROGRAM  
REMITTANCE STATEMENT**

TO: ABC RESIDENTIAL HEALTH CARE  
123 MAIN STREET  
ANYTOWN, NEW YORK 11111

PAGE: 05  
DATE: 05/31/10  
CYCLE: 1710

ETIN:  
NURSING HOME  
GRAND TOTALS  
PROV ID: 00123456/1234567890  
REMITTANCE NO: 07080600001

REMITTANCE TOTALS – GRAND TOTALS

VOIDS – ADJUSTS	89.04-	NUMBER OF CLAIMS	1
TOTAL PENDS	775.62	NUMBER OF CLAIMS	2
TOTAL PAID	1551.24	NUMBER OF CLAIMS	5
TOTAL DENY	775.62	NUMBER OF CLAIMS	2
NET TOTAL PAID	1462.20	NUMBER OF CLAIMS	33

### 3.5.1 Claim Detail Page Field Descriptions

#### Upper Left Corner

Provider's Name/Address

#### Upper Right Corner

Remittance page number

Date: The date on which the remittance advice was issued

Cycle number: The cycle number should be used when calling the eMedNY Call Center with questions about specific processed claims or payments.

ETIN (not applicable)

Provider Service Classification: **NURSING HOME**

PROV ID: This field will contain the Medicaid Provider ID and the NPI

Remittance Number

### 3.5.2 Explanation of Claim Detail Columns

#### Client Name/ID Number

This column indicates the last name of the patient (first line) and the Medicaid Client ID (second line). If an invalid Medicaid Client ID was entered in the claim form, the ID will be listed as it was submitted but no name will appear in this column.

#### TCN/Patient Account Number

The TCN (first line) is a unique identifier assigned to each claim that is processed.

If a Patient Account Number was entered in the claim form, that number (up to 20 characters) will appear under this column (second line).

#### Service Dates – From/Through

The first date of service covered by the claim (From date) appears on the first line; the last date of service (Through date) appears on the second line.

#### Rate Code

The four-digit rate code that was entered in the claim form appears under this column.

## Reported/Calculated Days

This column has two sub-columns: one is labeled **F (full days)** and the other is labeled **C (co-insurance days)**.

The number of days within the reported first (FROM) service date and the last (THROUGH) service date appear in the first line under the F sub-column. The number of full days calculated by the system appears in the second line under the F sub-column.

The number of co-insurance days reported on the claim form appears under the C sub-column. There are no calculated co-insurance days.

## Patient Participation – Reported/Deducted

This column shows the patient participation amount (NAMI) as it was reported (first line) and as it was deducted (second line). If no patient participation is applicable, this column will show 0.00 amount.

## Other Insurance

If applicable, the amount paid by the patient's Other Insurance carrier, as reported on the claim form, is shown under this column. If no Other Insurance payment is applicable, this column will show 0.00 amount.

## Amount Charged/Amount Paid

The total charges entered in the claim form appear first under this column. If the claim was approved, the amount paid appears underneath the charges. If the claim has a pend or deny status, the amount paid will be zero (0.00).

## Status

This column indicates the status (DENY, PAID/ADJT/VOID, PEND) of the claim line.

## Denied Claims

Claims for which payment is denied will be identified by the **DENY** status. A claim may be denied for the following general reasons:

- The service rendered is not covered by the New York State Medicaid Program.
- The claim is a duplicate of a prior paid claim.
- The required Prior Approval has not been obtained.
- Information entered in the claim form is invalid or logically inconsistent.

## Approved Claims

Approved claims will be identified by the statuses **PAID**, **ADJT** (adjustment), or **VOID**.

## Paid Claims

The status PAID refers to **original** claims that have been approved.

RESIDENTIAL HEALTH CARE

## Adjustments

The status **ADJT** refers to a claim submitted in replacement of a paid claim with the purpose of changing one or more fields. An adjustment has two components: the credit transaction (previously paid claim), and the debit transaction (adjusted claim).

## Voids

The status **VOID** refers to a claim submitted with the purpose of canceling a previously paid claim. A void lists the credit transaction (previously paid claim) only.

## Pending Claims

Claims that require further review or recycling will be identified by the **PEND** status. The following are examples of circumstances that commonly cause claims to be pended:

- New York State Medical Review required.
- Procedure requires manual pricing.
- No match found in the Medicaid files for certain information submitted on the claim, for example: Patient ID, Prior Approval, Service Authorization. These claims are recycled for a period of time during which the Medicaid files may be updated to match the information on the claim.

After manual review is completed, a match is found in the Medicaid files or the recycling time expires, pended claims may be approved for payment or denied.

A new pend is signified by two asterisks (\*\*). A previously pended claim is signified by one asterisk (\*).

## Errors

For claims with a DENY or PEND status, this column indicates the NYS Medicaid edit (error) numeric code(s) that caused the claim to deny or pend. Some edit codes may also be indicated for a PAID claim. These are approved edits, which identify certain errors found in the claim and that do not prevent the claim from being approved. Up to twenty-five (25) edit codes, including approved edits, may be listed for each claim. Edit code definitions will be listed on a separate page of the remittance advice, at the end of the claim detail section.

### 3.5.3 Subtotals/Totals/Grand Totals

Subtotals of dollar amounts and number of claims are provided as follows:

Subtotals by claim **status** appear at the end of the claim listing for each status. The subtotals are broken down by:

- Original claims
- Adjustments
- Voids
- Adjustments/voids combined

Totals by *service classification and by member ID* are provided next to the subtotals for service classification/locator code. These totals are broken down by:

- Adjustments/voids (combined)
- Pends
- Paid
- Deny
- Net total paid (for the specific service classification)

*Grand Totals* for the entire provider remittance advice, which include all the provider's service classifications, appear on a separate page following the page containing the *totals by service classification*. The grand total is broken down by:

- Adjustments/voids (combined)
- Pends
- Paid
- Deny
- Net total paid (entire remittance)

### 3.6 Section Four – Financial Transactions and Accounts Receivable


This section has two subsections:

- Financial Transactions
- Accounts Receivable

#### 3.6.1 Financial Transactions

The Financial Transactions subsection lists all the recoupments that were applied to the provider during the specific cycle. If there is no recoupment activity, this subsection is not produced.

Exhibit 3.6.1-1

<p>TO: ABC RESIDENTIAL HEALTH CARE 123 MAIN STREET ANYTOWN, NEW YORK 11111</p>		 <p><b>MEDICAID</b> MANAGEMENT INFORMATION SYSTEM</p>			<p>PAGE 07 DATE 05/31/10 CYCLE 1710</p>	
		<p>MEDICAL ASSISTANCE (TITLE XIX) PROGRAM REMITTANCE STATEMENT</p>			<p>ETIN: FINANCIAL TRANSACTIONS PROVID: 00123456/1234567890 REMITTANCE NO: 07080600001</p>	
FCN	FINANCIAL REASON CODE	FISCAL TRANS TYPE	DATE	AMOUNT		
201005060236547	XXX	RECOUPMENT REASON DESCRIPTION	05 09 10	\$\$ \$\$		
NET FINANCIAL AMOUNT		\$\$\$ \$\$	NUMBER OF FINANCIAL TRANSACTIONS		XXX	

RESIDENTIAL HEALTH CARE



### 3.6.1.1 Explanation of Financial Transactions Columns

#### FCN

The Financial Control Number (FCN) is a unique identifier assigned to each financial transaction.

#### Financial Reason Code

This code is for DOH/CSC use only; it has no relevance to providers. It identifies the reason for the recoupment.

#### Financial Transaction Type

This is the description of the Financial Reason Code. For example: Third Party Recovery.

#### Date

The date on which the recoupment was applied. Since all the recoupments listed on this page pertain to the current cycle, all the recoupments will have the same date.

#### Amount

The dollar amount corresponding to the particular fiscal transaction. This amount is deducted from the provider's total payment for the cycle.

### 3.6.1.2 Explanation of Totals Section

The total dollar amount of the financial transactions (*Net Financial Transaction Amount*) and the total number of transactions (*Number of Financial Transactions*) appear below the last line of the transaction detail list.

The Net Financial Transaction Amount added to the Claim Detail-Grand Total must equal the Medicaid Check or EFT amounts.

### 3.6.2 Accounts Receivable

This subsection displays the original amount of each of the outstanding Financial Transactions and their current balance after the cycle recoupments were applied. If there are no outstanding negative balances, this section is not produced.

Exhibit 3.6.2-1

TO: ABC RESIDENTIAL HEALTH CARE 123 MAIN STREET ANYTOWN, NEW YORK 11111	 <p><b>MEDICAID</b>                  MANAGEMENT INFORMATION SYSTEM                  MEDICAL ASSISTANCE (TITLE XIX) PROGRAM                  REMITTANCE STATEMENT</p>	PAGE 08 DATE 05/31/10 CYCLE 1710	
		ETIN: ACCOUNTS RECEIVABLE PROVID: 00123456/1234567890 REMITTANCE NO: 07080600001	
REASON CODE DESCRIPTION	PREV BAL	CURR BAL	RECOUP %/AMT
	\$XXX.XX-	\$XXX.XX-	999
	\$XXX.XX-	\$XXX.XX-	999
TOTAL AMOUNT DUE THE STATE \$XXX.XX			

### 3.6.2.1 Explanation of Accounts Receivable Columns

If a provider has negative balances of different types or negative balances created at different times, each negative balance will be listed in a different line.

#### Reason Code Description

This is the description of the Financial Reason Code. For example, Third Party Recovery.

#### Original Balance

The original amount (or starting balance) for any particular financial reason.

#### Current Balance

The current amount owed to Medicaid (after the cycle recoupments, if any, were applied). This balance may be equal to or less than the original balance.

#### Recoupment % Amount

The deduction (recoupment) scheduled for each cycle.


#### Total Amount Due the State

This amount is the sum of all the *Current Balances* listed above.

### 3.7 Section Five – Edit (Error) Description

The last section of the Remittance Advice features the description of each of the edit codes (including approved codes) failed by the claims listed in Section Three.

Exhibit 3.7-1



**MEDICAID**  
MANAGEMENT  
INFORMATION SYSTEM

PAGE 06  
DATE 05/31/10  
CYCLE 1710

**MEDICAL ASSISTANCE (TITLE XIX) PROGRAM  
REMITTANCE STATEMENT**

TO: ABC RESIDENTIAL HEALTH CARE  
123 MAIN STREET  
ANYTOWN, NEW YORK 11111

ETIN:  
NURSING HOME  
EDIT DESCRIPTIONS  
PROVID: 00123456/1234567890  
REMITTANCE NO: 07080600001

THE FOLLOWING IS A DESCRIPTION OF THE EDIT REASON CODES THAT APPEAR ON THE CLAIMS FOR THIS REMITTANCE:

- 00162 RECIPIENT INELIGIBLE FOR DATE OF SERVICE
- 00971 RECIPIENT NOT ON LONG TERM CARE FILE
- 01023 HOSPITAL LEAVE NOT SEPARATE LINE
- 01035 STATUS DISCHARGED DESTINATION PROVIDER BLANK
- 01131 MEDICAID NOT ALLOWED UNTIL MEDICARE IS MAXIMIZED

# APPENDIX A CLAIM SAMPLES

The eMedNY Billing Guideline Appendix A: Claim Samples contains images of claims with sample data.





**eMedNY is the name of the electronic New York State Medicaid system. The eMedNY system allows New York Medicaid providers to submit claims and receive payments for Medicaid-covered services provided to eligible clients.**

**eMedNY offers several innovative technical and architectural features, facilitating the adjudication and payment of claims and providing extensive support and convenience for its users. CSC is the eMedNY contractor and is responsible for its operation.**

**The information contained within this document was created in concert by eMedNY DOH and eMedNY CSC. More information about eMedNY can be found at [www.emedny.org](http://www.emedny.org).**