

EXPOSITORY WRITING

Macbeth

EVERYTHING You Need!

 **Digital Learning**
Independent Student Work

 **Classroom Ready**
Print & Go or Google Slides

 **Instructional Video**
Watch at School or at Home

 **Step-by-Step Tutorial**



High School
GOOGLE Slides
READY!!



Ready to Assign! Independent Student Instruction



GOOGLE SLIDES:


Worksheets, Step-by-Step **Writing Tutorial**,
PowerPoint, **Graphic Organizer**, & **Rubric**

Instructional Video





Show in class or send this entertaining, **Instructional Video** to students. Use it to introduce the lesson or show in segments to emphasize each part of writing an **Expository Essay**. The video is approximately **15 minutes long**.

Classroom Ready



Everything is Done

for you!



PowerPoint

Expository Prompt "The object of literature is to instruct, to animate, or to amuse."

Macbeth
William Shakespeare



Expository Prompt **Prompt:**

Read the following prompt & write an essay based on the instructions. The grade will be based on the rubric following the prompt.

The supernatural plays a crucial role in *Macbeth*.

To what extent does it motivate Macbeth's actions?

Expository Prompt **Gather Ideas!**

Think about examples from the play illustrating the role of the supernatural. Discuss how these examples are a crucial part of the play.

Example _____ How it is a crucial part of the play _____

Once you have gathered several ideas on both sides, decide which information is the strongest. Then, move on to develop your **thesis statement**.

Expository Prompt **Thesis Statement**

Use your ideas to develop a strong **Thesis Statement**.


The supernatural plays a crucial role in the play, and because of it, Macbeth _____, and _____.

Macbeth is motivated by the supernatural throughout the course of the play.

Revise:
Did you choose the best ideas?
Are there any words you can replace with stronger word choices?

Expository Prompt "If you can't explain it simply, you don't understand it enough."


How to Write an Expository Essay



Expository Prompt **Your Turn to Write On!**

Check List


- Review your ideas.
- Choose the best ideas for your essay.
- Develop a strong **Thesis Statement**.
- Evaluate and revise your **Thesis Statement**.
- Develop supporting **information/evidence**.
- Use appropriate transitions.
- Write your essay.





Included as
PPT &
Google Slide





PLUS 18 SLIDES
How to Write
an Expository Essay
Step-by-Step Tutorial





Step-by-Step Tutorial

Expository Prompt  "If you can't explain it simply, you don't understand it enough." 

How to Write an Expository Essay





Write On! with Janis ©2014



Expository Prompt  "If you can't explain it simply, you don't understand it enough." 

Introduction Paragraph

PURPOSE:
To introduce the topic





Write On! with Janis ©2014

Expository Prompt  **Writing the Essay** 
Introduction

PARAGRAPH ELEMENTS:

- ✓ Draw your readers in with a fascinating **Grabber**.
(Quote, Creative Hook, Definition, Interesting Question, Riddle, Personal Experience, Opinion)
- ✓ Background information the reader needs to know in order to understand the topic.

Write On! with Janis ©2014

Expository Prompt  **Writing the Essay** 
Introduction cont.

PARAGRAPH ELEMENTS:

- ✓ End with a **thesis statement** (either regular or implied).

Write On! with Janis ©2014


Step-by-Step Tutorial

Expository Prompt

"If you can't explain it simply, you don't understand it enough."

1st Body Paragraph

PURPOSE:
To provide details to support the thesis



Write On with Janie ©2014

Expository Prompt

Writing the Essay

1st Body Paragraph

PARAGRAPH ELEMENTS:

- ✓ **Topic Sentence:** Begin with a transitional device (First of all, To begin with, Initially, To begin, In the first place, etc.)
This sentence is the main idea of the paragraph. It helps the readers better understand this topic.
- ✓ **Explain Topic Sentence:** If you need to explain your topic sentence, do so here.

Write On with Janie ©2014

Expository Prompt

Writing the Essay

1st Body Paragraph continued

PARAGRAPH ELEMENTS continued:

- ✓ **Introduce Information/Evidence:** Introduce the information/evidence with a transitional device. (For example, For instance, A perfect example of this is, This reminds me of, Recently, I read, One such instance, I am reminded of, Just the other day, etc.) followed by a complete sentence detailing the information/evidence.

Write On with Janie ©2014

Expository Prompt

Writing the Essay

1st Body Paragraph continued

PARAGRAPH ELEMENTS continued:

- ✓ **State Information/Evidence:** Expand on support (reasons, examples, facts, statistics, and/or quotations) and how it proves/supports/explains your topic sentence.
- ✓ **Explain Information/Evidence:** The information/evidence proves the point you are trying to make in this paragraph. This section is at least 1-3 sentences.

Write On with Janie ©2014

Step-by-Step Tutorial

Expository Prompt

Writing the Essay
1st Body Paragraph
continued

PARAGRAPH ELEMENTS continued:


- ✓ **Concluding Sentence:** Begin with a Justifier Transition (**Without a doubt, Obviously, Clearly, Indeed, Thus**, etc.). End your paragraph with a concluding sentence that reasserts the topic sentence of this paragraph.

Write On with Zania ©2014

Expository Prompt

"If you can't explain it simply, you don't understand it enough."

2nd, 3rd, etc. Body Paragraphs
PURPOSE:
To provide details to support the thesis



Write On with Zania ©2014

Expository Prompt

Writing the Essay
2nd, 3rd, etc.
Body Paragraphs

PARAGRAPH ELEMENTS:

- ✓ **Topic Sentence:** Begin with a transitional device (**Also, Furthermore, Additionally, In addition**, etc.)
This sentence is the main idea of the paragraph. It helps the readers better understand this topic.
- ✓ **Explain Topic Sentence:** Do you need to explain your topic sentence? If so, do so here.

Write On with Zania ©2014

Expository Prompt



Writing the Essay
2nd, 3rd, etc.
Body Paragraphs continued

PARAGRAPH ELEMENTS continued:

- ✓ **Introduce Information/Evidence:** Introduce the information/evidence with a transitional device (**For example, For instance, A perfect example of this is, This reminds me of, Recently, I read, One such instance, I am reminded of, Just the other day**, etc.) and then a complete sentence detailing the **information/evidence.**

Write On with Zania ©2014



Step-by-Step Tutorial

Expository Prompt  **Writing the Essay** 
2nd, 3rd, etc.
Body Paragraphs continued

PARAGRAPH ELEMENTS continued:

- ✓ **State Information/Evidence:** Expand on supporting evidence (reasons, examples, facts, statistics, and/or quotations) and how it proves/supports/explains your topic sentence.
- ✓ **Explain Information/Evidence:** How does this evidence prove the point you are trying to make in this paragraph?
This section is often at least 1-3 sentences.



Write On with Janie ©2014

Expository Prompt  **Writing the Essay** 
2nd, 3rd, etc.
Body Paragraphs continued


PARAGRAPH ELEMENTS continued:

- ✓ **Concluding Sentence:** Begin with a Justifier Transition (**Without a doubt, Obviously, Clearly, Indeed, Thus,** etc.). End the paragraph with a concluding sentence that reasserts the topic sentence of this paragraph.



Write On with Janie ©2014

Expository Prompt  **"If you can't explain it simply, you don't understand it enough."** 

Conclusion Paragraph
PURPOSE:
To remind readers of your topic and supporting evidence



Write On with Janie ©2014


Expository Prompt  **Writing the Essay** 
Conclusion

PARAGRAPH ELEMENTS:

- ✓ **Begin with a transitional device** (**To conclude, In summation, To summarize, In conclusion,** etc.) and a different type of thesis statement from the first paragraph (**Thesis** in two sentences - **regular, implied**).
- ✓ Restates your paper's overall topic and supporting information/evidence.

Write On with Janie ©2014

Step-by-Step Tutorial


Expository Prompt **Writing the Essay Conclusion** 

PARAGRAPH ELEMENTS:

✓ End with referencing the type of **Grabber** you used in the introduction.


(Quote, Creative Hook, Definition, Riddle, Interesting Question, Personal Experience, Opinion)

Write On! with Jenia ©2018

Expository Prompt **Your Turn to Write On!** 

Check List

- ✓ Review your ideas.
- ✓ Choose the best ideas for your essay.
- ✓ Develop a strong **Thesis Statement**.
- ✓ Evaluate and revise your **Thesis Statement**.
- ✓ Develop supporting **information/evidence**.
- ✓ Use appropriate transitions.
- ✓ Write your essay.



Write On! with Jenia ©2018

Google Links Pages

HOW TO USE THIS RESOURCE


• To get started, you will need:

- #1- Internet Access
- #2- Google Account

To access Google Slides & Worksheets:

- #1- Click on the links provided on the next two pages
- #2- Make a copy of the slides (this will save to your Google account)
- #3- Share the link by clicking 'Share'
- #4- Students will need to follow the directions on the first page of the student worksheets



To create a Google Account, Click on the icon





Expository Writing Toolkit for Google Classroom

Click on the icon to download:

Movie




PowerPoint




Expository Writing Toolkit for Google Classroom

Click on the icon to download:

Student Worksheets



Prompt/Brainstorming
Graphic Organizer
Essay Tutorial
Rubric



Simply **Click** on the **Icon** next to the resource you want, and you are **ready to go!**

Lesson Plans

Includes:

- Instructional Focus
- Instructional Procedures
- Objective/Goals
- Guided Practice
- Differentiation
- Enrichment Activities
- I Can Statement
- Essential Question
- CCSS
- ESE & ELL Strategies
- Includes 9th, 10th, 11th, & 12th



Student Worksheet

Student Worksheet
Allows the
students to
brainstorm,
develop a thesis
statement, and
outline an
Expository Essay.



Macbeth William Shakespeare


The supernatural plays a crucial role in Macbeth. To what extent does it motivate Macbeth's actions?

Your score will be based on the following criteria:

1. Did you state a clear position/answer on the topic?
2. **Ideas** - Did you support your topic with accurate and relevant information?
3. **Organization** - Did you organize your ideas in a logical and effective manner so your audience can understand and follow your thinking?
4. **Sentence Fluency** - Did you express your ideas clearly and fluently using your own **Word Choice** and **Voice**?
5. Did you edit for **Conventions** (grammar, usage, and mechanics)?

Brainstorm Ideas

Thesis Statement:

©Write On! with Jamie 2016 

Included as PDF
and Google Slides



Step-by-Step Tutorial

Included as PDF
& Google Slides



How to Write an Expository Essay

Introduction Paragraph

Type of
Grabber
Notes

Background Information

Thesis Statement

First Body Paragraph

Time Order Transition
Topic Sentence

Explain Topic Sentence (link to supporting evidence)

Introduce Supporting Evidence with Transitional Device

Notes to State and Explain Evidence (Reason, Example, Fact, Statistic, Quote)

©Write On! with Jamie 2016

How to Write an Expository Essay

Concluding Sentence Justifier Transition
Concluding Sentence

Second Body Paragraph

Time Order Transition
Topic Sentence

Explain Topic Sentence (link to supporting evidence)

Introduce Supporting Evidence with Transitional Device

Notes to State and Explain Evidence (Reason, Example, Fact, Statistic, Quote)

Concluding Sentence Justifier Transition
Concluding Sentence

Third Body Paragraph

Transition

©Write On! with Jamie 2016

How to Write an Expository Essay

(link to supporting evidence)

Evidence with Transitional Device

Introduce Evidence (Reason, Example, Fact, Statistic, Quote)

Justifier Transition

Conclusion Paragraph

Summation Transition
Different Type of Thesis

Restatement of Topic

Reference Specific Grabber Used

©Write On! with Jamie 2016

Rubric / Graphic Organizer

Included as PDF & Google Slides



EXPOSITORY RUBRIC				
	Exemplary 100%	Proficient 85%	Emerging 75%	Not Yet Demonstrated 50%
Introduction/Thesis Assigned/Issue Thesis Statement 65 Points Student Total	Well-developed introduction engages the reader and presents a clear thesis. Contains relevant and interesting information about the topic. Thesis is clearly defined.	Introduction captures attention and contains relevant information. Thesis clearly states a position that will be discussed.	Introduction addresses the topic to be discussed, but may not clearly state thesis. Thesis states a topic, but it may not be precise.	Introduction is a random collection of information, a collection, and may be loosely related to the topic. Thesis/position is vague or not stated.
Introduction/Points Body Paragraphs Conclusion 40 Points Student Total	Well-developed introduction and body paragraphs clearly support the writer's thesis. Supporting evidence is relevant and detailed. Comments are logical and well-thought-out. Conclusion re-states the thesis in a new way.	Most points are related to the thesis, but one may lack sufficient support to deviate from thesis. Discussion becomes lost with some points. Conclusion summarizes thesis and key points with some "text" commentary on the writer's thesis.	Most points are not related to the thesis. Some points are relevant, but do not support the thesis. Conclusion does not re-state the thesis or summarize key points.	Most points are entirely irrelevant. Details are missing or vague. Conclusion does not re-state the thesis or summarize key points.
Organization Structure Transition 65 Points Student Total	Logical progression of ideas with a clear structure that utilizes the thesis. Transitions are smooth and provide coherence between and among ideas.	Logical progression of ideas. Transitions are present throughout essay and provide adequate coherence between and among ideas.	Organization is less than ideal. Transitions are present, but may not lead to coherence between and among ideas.	No discussion of organization. Transitions are not present.
Style & Conventions Style (sentence variety & "flow") Mechanics (punctuation, spelling, capitalization) 60 Points Student Total	Writing is smooth and coherent. Sentences are varied and expressive and clearly support the thesis. Punctuation, spelling, and capitalization are correct throughout essay. Punctuation, spelling, & capitalization are accurate with few or no errors.	Writing is clear and coherent. Some sentence variety is present. Discussion is appropriate. Tone is generally consistent with writer's position. There are few or no errors in punctuation, spelling, & capitalization. Errors are generally accurate, and some errors.	Writing is clear, but sentences may not vary. Discussion is sometimes incomplete and/or inconsistent at various points in essay. Tone may be inconsistent with writer's position. There are some errors in punctuation, spelling, & capitalization.	Writing is confusing and hard to follow. Contains fragments and/or run-on sentences. Discussion is incomplete and inconsistent throughout essay. Tone of piece is highly inconsistent with writer's position. There are many errors in punctuation, spelling, & capitalization. Difficult to read.
Source Use of Source Amount Relevance/Reliability 20 Points Student Total	Relevant and credible sources are integrated into essay and clearly support the thesis. Sources are clearly cited and are highly relevant and reliable.	Evidence that supports the thesis is integrated into the text. Good sources are used accurately and are generally relevant and reliable.	Some source material is used and may or may not be clearly cited. Some sources may not be clearly relevant and reliable. Sources and citations may be questionable.	Use of source material is not clear. Sources are not clearly cited and may not be clearly relevant and reliable. Sources and citations may be questionable.

Write On! with Jamie©2016

Expository Graphic Organizer

Essay Topic – What am I writing about?

Idea 1

Idea 2

Idea 3

Evidence 1 A

Evidence 2 A

Evidence 3 A

Evidence 1 B

Evidence 2 B

Evidence 3 B

Conclusion / Summary

Write On! with Jamie©2016