

2018

# F-150



SPECIFICATIONS

**XL****STANDARD**

17" Silver steel wheels ■ Black grille, bumpers, mirror caps, and door and tailgate handles ■ Black front tow hooks (4x4) ■ Cloth 40/20/40 front seat

**CHROME PACKAGE<sup>1</sup>**

17" Silver-painted aluminum wheels ■ Chrome bumpers ■ Fog lamps

**SPORT PACKAGE<sup>1</sup>**

17" Silver-painted aluminum wheels ■ Body-color bumpers ■ Fog lamps ■ SPORT box decals (n/a with FX4 Off-Road Package)

**XLT****STANDARD**

17" Silver-painted aluminum wheels ■ Chrome grille ■ Chrome bumpers ■ Black front tow hooks (4x4) ■ Cloth 40/20/40 front seat

**CHROME PACKAGE<sup>1</sup>**

18" chrome-like PVD wheels ■ 265/60R18 BSW all-season tires (4x2) ■ 275/65R18 OWL all-terrain tires (4x4) ■ Chrome grille with silver accents ■ Chrome front tow hooks (4x4), door and tailgate handles, step bars and exhaust tip ■ Available on SuperCab and SuperCrew<sup>®</sup>

**SPORT PACKAGE<sup>1</sup>**

18" 6-spoke machined aluminum wheels with Magnetic-painted pockets ■ 265/60R18 BSW all-season tires (4x2) ■ 275/65R18 OWL all-terrain tires (4x4) ■ Magnetic grille and step bars ■ Body-color bumpers, wheel-lip moldings, and door and tailgate handles ■ SPORT box decals (n/a with FX4 Off-Road Package) ■ Chrome exhaust tip ■ Unique finish on instrument panel, media bin lid and doors ■ Black leather-wrapped steering wheel ■ XLT sport cloth 40/console/40 front bucket seats with flow-through center console and floor shifter ■ Available on SuperCab and SuperCrew

**SPECIAL EDITION PACKAGE<sup>1</sup>**

20" Premium Tarnished Dark-painted aluminum wheels ■ 275/55R20 BSW all-season tires (4x2) ■ 275/55R20 BSW all-terrain tires (4x4) ■ Black honeycomb grille with body-color surround ■ Dark headlamp housings ■ Body-color bumpers, wheel-lip moldings, and door and tailgate handles ■ Unique bodyside and hood decals ■ Unique fender and tailgate badging ■ Chrome exhaust tip ■ Black running boards ■ Black leather-wrapped steering wheel with Red stitching ■ Unique finish on instrument panel, media bin lid and doors ■ XLT Special Edition Black sport cloth 40/console/40 front seats with Red stitching with flow-through center console and floor shifter ■ Available on SuperCab and SuperCrew; requires Sport Package

**STX****STX PACKAGE<sup>1</sup>**

20" machined aluminum wheels with Flash Gray-painted pockets ■ 275/55R20 BSW all-season tires (4x2) ■ 275/55R20 BSW all-terrain tires (4x4) ■ Black honeycomb grille with body-color surround ■ Body-color bumpers ■ Fog lamps ■ STX box decals (n/a with FX4 Off-Road Package) ■ SYNC<sup>®</sup> 3 with 8" color LCD capacitive touchscreen in center stack and 2 smart-charging USB ports ■ STX Black sport cloth 40/console/40 front bucket seats with flow-through center console and steering column-mounted shifter ■ Manual driver and front-passenger lumbar ■ Front seat back map pockets ■ Rear privacy glass ■ Rear-window defroster ■ Available on XL SuperCab and SuperCrew; requires Sport Package



XLT SuperCrew 4x4. Cloth-trimmed interior in Medium Earth Gray. Available equipment.



STX SuperCrew 4x4. Unique cloth-trimmed interior in Black. Available equipment.



## LARIAT



### STANDARD

18" machined aluminum wheels with Flash Gray-painted pockets ■ Chrome grille ■ Chrome bumpers ■ Black front tow hooks (4x4) ■ Body-color sideview mirror caps, wheel-lip moldings, and door and tailgate handles ■ Leather-trimmed 40/20/40 front seats



### CHROME PACKAGE<sup>1</sup>

18" chrome-like PVD wheels ■ Chrome grille with silver accents ■ Chrome front tow hooks (4x4), sideview mirror caps, door and tailgate handles, angular step bars, and exhaust tip



### SPORT PACKAGE<sup>1</sup>

18" 6-spoke machined aluminum wheels with Magnetic-painted pockets ■ Body-color grille ■ Body-color bumpers ■ Magnetic angular step bars ■ SPORT box decals (n/a with FX4 Off-Road Package) ■ Chrome exhaust tip ■ Unique finish on instrument panel, media bin lid and doors ■ 40/console/40 front bucket seats with flow-through center console and floor shifter



### SPECIAL EDITION PACKAGE<sup>1</sup>

20" premium Tarnished Dark-painted wheels ■ 275/55R20 BSW all-season tires (4x2) ■ 275/55R20 BSW all-terrain tires (4x4) ■ Dark Foundry honeycomb grille with body-color surround ■ Dark headlamp housings ■ Body-color bumpers, and door and tailgate handles ■ Unique bodyside and hood decals ■ Unique fender and tailgate badging ■ Black running boards ■ Chrome exhaust tip ■ Black leather-wrapped steering wheel with Red stitching ■ Unique finish on instrument panel, media bin lid and doors ■ LARIAT Special Edition Black leather-trimmed 40/console/40 front bucket seats with Red accents with flow-through center console and floor shifter ■ Available on SuperCrew<sup>®</sup>; requires Sport Package

## KING RANCH



### STANDARD

18" machined aluminum wheels with Flash Gray-painted pockets ■ Chrome grille with accent-color mesh ■ Stone Gray bumpers and wheel-lip moldings ■ Black front tow hooks (4x4) ■ Two-tone paint with Stone Gray lower accent ■ Body-color sideview mirror caps and door and tailgate handles ■ Chrome exhaust tip ■ Leather-trimmed 40/console/40 front bucket seats with flow-through center console and floor shifter



### CHROME PACKAGE<sup>1</sup>

20" chrome-like PVD wheels ■ 275/55R20 BSW all-season tires (4x2) ■ 275/55R20 OWL all-terrain tires (4x4) ■ Chrome bumpers, front tow hooks (4x4), sideview mirror caps, and door and tailgate handles ■ Bright beltline moldings ■ Satin-aluminum tailgate appliqué



### MONOCHROME PACKAGE<sup>1</sup>

Monochromatic paint ■ Body-color wheel-lip moldings ■ Requires KING RANCH<sup>®</sup> Chrome Package



LARIAT SuperCrew 4x4. Leather-trimmed interior in Medium Light Camel. Available equipment.



KING RANCH SuperCrew 4x4. Leather-trimmed interior in Kingsville. Available equipment.

## PLATINUM



### STANDARD

20" polished aluminum wheels ▪ Satin-aluminum grille with silver mesh ▪ Body-color bumpers and wheel-lip moldings ▪ Chrome front tow hooks (4x4), sideview mirror caps, door and tailgate handles, and exhaust tip ▪ Bright beltline moldings ▪ Power-deployable running boards ▪ Satin-aluminum tailgate appliqué ▪ Leather-trimmed multicontour 40/console/40 front bucket seats with Active Motion,<sup>1</sup> flow-through center console and floor shifter



PLATINUM SuperCrew<sup>®</sup> 4x4. Leather-trimmed interior in Dark Marsala. Available equipment.

## RAPTOR



### STANDARD

17" cast-aluminum wheels ▪ Magnetic-painted FORD grille with Black mesh ▪ Black headlamp and taillamp housings ▪ Magnetic front performance bumper ▪ Black front and rear tow hooks ▪ Heavy-duty front and engine skid plates ▪ Flared front fenders with air extractors, flared pickup box outers, and hood with air extractors ▪ Black sideview mirror caps and door and tailgate handles ▪ Unique front and rear wheel-lip moldings ▪ Integrated clearance lamps ▪ Cast-aluminum low-profile running boards ▪ Dual exhaust with dual tailpipes under the rear bumper ▪ Magnetic rear bumper ▪ RAPTOR Black cloth 40/console/40 front bucket seats with unique seat back bolsters and flow-through center console and floor shifter ▪ Steering wheel-mounted paddle shifters ▪ 6 upfitter switches located in the overhead console

### INTERIOR COLOR ACCENT PACKAGE<sup>1</sup>

Aluminum dash panels ▪ Unique finish on instrument panel and doors ▪ Unique Black leather-trimmed seats with Orange accents

## LIMITED



### STANDARD

22" polished aluminum wheels ▪ LIMITED hood lettering ▪ Satin-aluminum grille with chrome accents ▪ Body-color bumpers, sideview mirror caps, and wheel-lip moldings ▪ Chrome front tow hooks (4x4) ▪ Satin-aluminum door and tailgate handles and exhaust tip ▪ Bright beltline moldings ▪ Power-deployable running boards ▪ Satin-aluminum tailgate appliqué ▪ Leather-trimmed multicontour 40/console/40 front bucket seats with Active Motion, flow-through center console and floor shifter



LIMITED SuperCrew 4x4. Leather-trimmed interior in Navy Pier. Available equipment.



RAPTOR SuperCrew 4x4. Leather-trimmed interior in Black with Dark Earth Gray accents. Available equipment.



RAPTOR SuperCrew 4x4. Leather-trimmed interior in Black with Orange accents. Available equipment.

## STANDARD FEATURES

### Mechanical

2-stage variable-rate leaf spring rear suspension  
 2-ton mechanical jack (heavy-duty on RAPTOR)  
 4-pin trailer tow wiring with ball-mounting provisions in rear bumper  
 4-wheel vented disc brakes with Anti-Lock Brake System (ABS) and electronic brakeforce distribution (EBD)  
 100,000-mile tune-up interval (under normal driving conditions with routine fluid and filter changes)  
 Active Grille Shutter System (upper shutters with 3.3L Ti-VCT V6 and 5.0L Ti-VCT V8; upper and lower shutters with 2.7L EcoBoost® and 3.5L EcoBoost)  
 Auto Start-Stop Technology  
 Dual-note horn  
 Easy Fuel® capless fuel filler  
 Electric power-assisted rack-and-pinion steering  
 Fail-Safe Engine Cooling System  
 Front stabilizer bar  
 Fully boxed steel frame  
 Long-spindle, double-wishbone, coil-over-shock, independent front suspension  
 Spare wheel and tire with lock and rear under-frame carrier

### Driver-Assist Technology

Autolamp automatic on/off headlamps with rainlamp feature  
 Hill start assist

### Interior

12V powerpoint in front  
 Air conditioning  
 Assist/grab handles – Driver and right-front passenger  
 Assist/grab handles – Rear outboard positions (SuperCrew®)  
 Cabin air filter  
 Coat hooks (2)  
 Cupholders – 2 in front and 1 in each front-door map pocket  
 Driver and front-passenger sun visors  
 Gauges for fuel, oil pressure, transmission and engine coolant temperature; tachometer; speedometer; and odometer  
 LED front dome/map lights  
 Outside temperature display

### Exterior

Black pickup box top and tailgate moldings  
 Center high-mounted stop lamp with integrated cargo lamp  
 Configurable daytime running lamps  
 Intermittent windshield wipers  
 Lockable and removable tailgate  
 Pickup box with 4 cargo tie-down hooks

### Safety & Security

Personal Safety System™ for driver and right-front passenger includes dual-stage front airbags,<sup>1</sup> safety belt pretensioners, safety belt energy-management retractors, safety belt usage sensors, driver's seat position sensor, crash severity sensor, restraint control module and Front-Passenger Sensing System  
 Front-seat side airbags<sup>1</sup> and Safety Canopy® System with side-curtain airbags<sup>1</sup> and rollover sensor  
 3-point safety belts in front (all models) and rear (SuperCab and SuperCrew)  
 AdvanceTrac® with RSC® (Roll Stability Control™) and Curve Control  
 Alert chimes for headlamps-on, key-in-ignition and front safety belts

Belt-Minder® front safety belt reminder  
 Brake/shift interlock  
 Fuel pump inertia shutoff  
 Individual Tire Pressure Monitoring System (excludes spare)  
 LATCH – Lower Anchors and Tether Anchors for Children  
 Rear view camera with dynamic hitch assist  
 SecuriLock® Passive Anti-Theft System  
 Side-intrusion door beams (front all models; front and rear on SuperCrew)  
 SOS Post-Crash Alert System™  
 Trailer sway control

## POWER TRAINS

	3.3L Ti-VCT V6 FFV	2.7L EcoBoost V6	5.0L Ti-VCT V8 FFV	3.5L EcoBoost V6	High-Output 3.5L EcoBoost V6
Horsepower	290 @ 6,500 rpm	325 @ 5,000 rpm	395 @ 5,750 rpm	375 @ 5,000 rpm	450 @ 5,000 rpm <sup>8</sup>
Torque	265 lb.-ft. @ 4,000 rpm	400 lb.-ft. @ 2,750 rpm	400 lb.-ft. @ 4,500 rpm	470 lb.-ft. @ 3,500 rpm	510 lb.-ft. @ 3,500 rpm <sup>8</sup>
EPA-estimated ratings <sup>2</sup>	19 city/25 hwy/22 combined mpg	20 city/26 hwy/22 combined mpg	17 city/23 hwy/19 combined mpg	18 city/25 hwy/21 combined mpg	15 city/18 hwy/16 combined mpg
Electronic fuel injection	Port fuel/direct-injection (PFDI)	Port fuel/direct-injection (PFDI)	Port fuel/direct-injection (PFDI)	Port fuel/direct-injection (PFDI)	Port fuel/direct-injection (PFDI)
Induction system	Naturally aspirated	Twin-turbocharged intercooled	Naturally aspirated	Twin-turbocharged intercooled	Twin-turbocharged intercooled
Recommended fuel	Regular unleaded or E85	Regular unleaded	Regular unleaded or E85	Regular unleaded	Regular unleaded
Transmission	6-speed SelectShift® automatic with selectable drive modes	10-speed SelectShift automatic with progressive range select and selectable drive modes	10-speed SelectShift automatic with progressive range select and selectable drive modes	10-speed SelectShift automatic with progressive range select and selectable drive modes	10-speed SelectShift automatic with tow/haul and Terrain Management System™
Standard availability	XL <sup>3</sup> , XLT <sup>3</sup>	XL <sup>4</sup> , XLT <sup>4</sup> , LARIAT <sup>5</sup>	XL <sup>6</sup> , XLT <sup>6</sup> , LARIAT <sup>6</sup> , KING RANCH <sup>6</sup> , PLATINUM	LIMITED	RAPTOR
Optional availability		XL <sup>5</sup> , XLT <sup>5</sup>	XL, XLT, LARIAT	XL <sup>7</sup> , XLT <sup>7</sup> , LARIAT, KING RANCH PLATINUM	



XL	XL	LARIAT	KING RANCH®	PLATINUM	LIMITED	RAPTOR		XL	XL	LARIAT	KING RANCH	PLATINUM	LIMITED	RAPTOR		XL	XL	LARIAT	KING RANCH	PLATINUM	LIMITED	RAPTOR		
							<b>Mechanical</b>								<b>Driver-Assist Technology</b>								<b>Seating</b>	
S	S	S	S	S	S		Axle - Rear, 3.15 non-limited-slip <sup>1</sup>			P	P	P	S	O	360-degree camera with Split-view Display <sup>1</sup>	S							2-way adjustable driver and right-front-passenger head restraints	
S	S	S	S	S	S		Axle - Rear, 3.31 non-limited-slip <sup>1</sup>			P	P	P	S		Active park assist									
S	S	S					Axle - Rear, 3.55 non-limited-slip <sup>1</sup>			O	O	P	S	P	Adaptive Cruise Control with Stop-and-Go and Pre-Collision Assist with Pedestrian Detection <sup>1</sup>	P	S	S	S	S	S	S	4-way adjustable driver and right-front-passenger head restraints	
%	%						Axle - Rear, 3.73 non-limited-slip <sup>1</sup>								BLIS® (Blind Spot Information System) with trailer coverage and cross-traffic alert <sup>1</sup> (includes LED taillamps on XLT and LARIAT)	S	S	S					40/20/40 front seat with folding armrest with storage	
O	O	O	O	O	O		Axle - Rear, 3.15 electronic-locking <sup>1</sup>		O	P	P	S	S	O			O	O	O	S			S	40/console/40 front bucket seats with flow-through console <sup>1</sup>
O	O	O	O	O	O		Axle - Rear, 3.31 electronic-locking <sup>1</sup>								Hill Descent Control™ (includes Off-Road Mode on RAPTOR)					P	S	S		Multicontour 40/console/40 front bucket seats with Active Motion® and flow-through console
O	O	O	O	O	O		Axle - Rear, 3.55 electronic-locking <sup>1</sup>		P	P	P	P	P	S										2-way manual driver and right-front-passenger
O	O	O	O	O	O		Axle - Rear, 3.73 electronic-locking <sup>1</sup>			P	P	P	S	P	Lane-Keeping System									2-way manual driver and right-front-passenger with manual lumbar
						S	Axle - Rear, 4.10 electronic-locking			P	P	P	S	P	Pro Trailer Backup Assist™ with trailer hookup lamp <sup>1</sup>									10-way power driver (includes power lumbar) and 2-way manual right-front-passenger (with manual lumbar)
						O	Axle - Front, 4.10 with TORSEN® differential		P	P	P	P	P	O										Heated and ventilated driver and right-front-passenger seats with memory driver's seat <sup>1</sup>
S	S	S	S	S	S		Drivetrain - 4x2				P	S	S	P	Rain-sensing windshield wipers									Front center underseat storage
O	O	O	O	O	O	S	Drivetrain - 4x4		O	O	O	S	S	S	Reverse Sensing System <sup>1</sup>									60/40 split one-touch flip-up rear seat (SuperCab and SuperCrew)
S	S	S	S	S	S		Fuel tank - 23-gallon <sup>1</sup> (Regular Cab and SuperCab)		P	S				S	SYNC® Voice Recognition Communications and Entertainment System with 4.2" color LCD screen in center stack, 911 Assist,® AppLink,® and 1 smart-charging USB port									60/40 split one-touch flip-up rear seat with underseat storage (SuperCrew includes folding armrest with cupholders)
S	S	S	S	S	S	S	Fuel tank - 26-gallon <sup>1</sup> (SuperCrew® and RAPTOR SuperCab)								SYNC 3 with 8" color LCD capacitive touchscreen in center stack, 911 Assist, AppLink, Apple CarPlay™ compatibility, Android Auto™ compatibility, and 2 smart-charging USB ports									Heated rear outboard seats <sup>1</sup> (SuperCrew)
O	O	O	O	O	O	S	Fuel tank - Extended-range 36-gallon capacity <sup>1</sup> (standard on RAPTOR SuperCrew)		P	O	S	S	S	P										Trim - Cloth front and rear
						S	Long-travel front suspension with unique front upper and lower control arms and unique tie-rods								SYNC Connect <sup>2</sup> embedded 4G LTE modem powered by FordPass™ App <sup>3</sup> (includes Wi-Fi hotspot capability; Wi-Fi hotspot capability n/a on RAPTOR) <sup>1</sup>									Trim - Leather-trimmed front with vinyl rear on SuperCab; leather-trimmed rear on SuperCrew
S	S	S	S	S	S		Parking brake - Electronic		O	O	S	S	S	O										Trim - Vinyl front and rear <sup>1</sup>
S	S	S	S	S	S		Parking brake - Mechanical																	
S	S	S	S	S	S		Shocks - Gas-pressurized twin-tube front and staggered, outboard-mounted rear shock absorbers																	
						S	Shocks - Front and rear high-performance off-road, FOX Racing Shox™																	
O	O	O	S	S	S	O	Trailer brake controller <sup>1</sup>																	
S	S						Transfer case - Electronic shift-on-the-fly (ESOF) with neutral towing capability (4x4)																	
		S	S	S	S	S	Transfer case - 2-speed automatic 4WD with neutral towing capability (4x4; includes mechanical-locking 4WD on RAPTOR)																	

<sup>1</sup>Restrictions may apply. See your dealer for details. <sup>2</sup>SYNC Connect includes complimentary 5-year subscription for remote features, excluding Wi-Fi hotspot, and starts with vehicle sale date. Subscription is subject to compatible 4G network availability. Certain restrictions, 3rd-party terms, or message and data rates may apply. Evolving technology/cellular networks may affect future functionality. Wi-Fi hotspot includes complimentary wireless data trial that begins upon AT&T activation and expires at the end of 3 months or when 3GB of data is used, whichever comes first, but cannot extend beyond the complimentary 5-year subscription period for remote features. To activate, go to [www.att.com/ford](http://www.att.com/ford). <sup>3</sup>FordPass smartphone app, for use with SYNC Connect, is available via download and compatible with select smartphone platforms. FordPass is on the App Store® and Google Play™. Learn more at [fordpass.com](http://fordpass.com). Message and data rates may apply.



XL	XLT	LARIAT	KING RANCH®	PLATINUM	LIMITED	RAPTOR		XL	XLT	LARIAT	KING RANCH	PLATINUM	LIMITED	RAPTOR		XL	XLT	LARIAT	KING RANCH	PLATINUM	LIMITED	RAPTOR		
							<b>Interior</b>																	
S							AM/FM stereo (includes 4 speakers on Regular Cab and 6 speakers on SuperCab and SuperCrew®)	P	S	S	S	S	S	P		0	0	0	0	0	0	0		Box side steps <sup>1</sup>
O	S	S					AM/FM stereo/single-CD player <sup>1</sup> (includes 4 speakers on Regular Cab and 6 speakers on SuperCab and SuperCrew)																	BoxLink™ with 4 premium locking cleats
		O	S	S	S	P	B&O PLAY™ Premium Audio System by HARMAN with HD Radio™ single-CD/MP3 player, and 10 speakers including subwoofer <sup>1</sup>	P	S	S	S	S	S	S		S								Bright beltline moldings
	O	O	S	S	S	O	Voice-activated Navigation System with pinch-to-zoom capability, and integrated SiriusXM® Traffic and Travel Link® services with 5-year subscription <sup>1,2</sup>	P	S	S	S	S	S	S		P	S	S	P					Bumpers – Black
O	P	S	S	S	S	S	SiriusXM Radio with 6-month All Access trial subscription <sup>1,2</sup>	P	S	S	S	S	S	S		P	S	S	P					Bumpers – Chrome
O	O					O	Audio Upgrade by KICKER® includes 8" subwoofer with an integrated 100-watt digital amplifier <sup>1</sup> (SuperCab and SuperCrew)	O	O							P	P	P		S	S			Bumpers – Stone Gray
S	S						2.3" productivity screen in instrument cluster	S																Bumpers – Body-color
P	P					S	4.2" productivity screen in instrument cluster	P	O	S	S	S	S	O										Bumpers – Magnetic
S	S					S	8" productivity screen in instrument cluster	O	O	O	O	O	O	O										Cab steps – Black step bars <sup>1</sup> (Regular Cab)
S	S					S	4.2" screen with audio controls in center stack	S	S	S														Cab steps – Black platform running boards <sup>1</sup>
O	O	O	S	S	S	S	110V/400W power outlet <sup>1</sup> (1 on center stack with 40/20/40 front seat; 1 additional on back of center console with front bucket seats with flow-through center console; SuperCab and SuperCrew)		P	S	S	S	P											Cab steps – Accent-color 6" angular step bars
	S	S	S	S	S	S	Accessory delay for power features	S	S															Cab steps – Cast-aluminum low-profile running boards
		S	S	S	S	P	Ambient lighting	P	O	S	S	S	S											Cab steps – Chrome step bars <sup>1</sup>
O	O	S	S	S	S	S	Auto-dimming rearview mirror <sup>1</sup>	O	O	O	O	O	O											Cab steps – Chrome angular step bars <sup>1</sup>
S							Auxiliary audio input jack (n/a with SYNC®)	S	S	S														Cab steps – Power-deployable running boards <sup>1</sup>
P	S	S	S	S	S	S	Cruise control	O	O	O	O	O	O			S	S							S Door and tailgate handles – Black
							Door-sill scuff plates – Metallic insert with KING RANCH lettering and running "W" logo			P	S	S	S	P										P Door and tailgate handles – Body-color
							Door-sill scuff plates – Metallic insert with PLATINUM lettering																	S Door and tailgate handles – Chrome
							Door-sill scuff plates – Metallic insert with illuminated LIMITED lettering	S		P	S	S	S	P										S Door and tailgate handles – Satin-aluminum
							Door-sill scuff plates – Metallic insert with FORD PERFORMANCE lettering	S	S															Exhaust – Chrome tip
		S	S	S	S	P	Dual-zone electronic automatic temperature control			S	S	S	S											Exhaust – Satin-aluminum tip
O	O	O	O	O	O	S	Floor liners <sup>1</sup>																	S Exhaust – Dual with dual tailpipes
S	O						Flooring – Black vinyl <sup>1</sup>	O	O	O	O	O	O	O										Fog lamps – Halogen <sup>1</sup>
O	S	S	S	S	S	S	Flooring – Color-coordinated carpet <sup>1</sup>	O	O	O	O	O	O	O										Fog lamps – LED
O	S	S	S	S	S	S	Flooring – Color-coordinated carpeted floor mats <sup>1</sup>	O	O	O	O	O	O	O										Ford Telematics™ powered by Telogis® <sup>1,3</sup> – Fleet-tracking system (includes 1 year of service)
																								Front license plate bracket (standard where required)
																								Grille – Black
																								Grille – Chrome
																								Grille – Chrome with accent-color mesh
																								Grille – Satin-aluminum with silver mesh
																								Grille – Satin-aluminum with chrome accents
																								S Grille – Magnetic-painted FORD insert and surround with Black mesh
																								Headlamps – Halogen
																								P Headlamps – Quad-beam LED with auto high beams
																								S Headlamps – Quad-beam LED
							<b>Exterior</b>																	
							Bed divider <sup>1</sup>	O	O	O	O	O	O	O										
							Bedliner – Plastic drop-in	O	O	O	O	O	O	O										
							Bedliner – Tough Bed® spray-in	O	O	O	O	O	O	O										

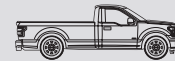
<sup>1</sup>Restrictions may apply. See your dealer for details. <sup>2</sup>After your trial period ends, SiriusXM audio and data services each require a subscription, sold separately, or as a package, by Sirius XM Radio Inc. See SiriusXM Customer Agreement for complete terms at www.siriusxm.com. All fees and programming subject to change. Trial subscriptions not available in AK and HI. <sup>3</sup>Ford Licensed Accessory.







XL	XLT	LARIAT	KING RANCH®	PLATINUM	LIMITED	RAPTOR		XL	XLT	LARIAT	KING RANCH	PLATINUM	LIMITED	RAPTOR	
							<b>Equipment Groups (continued)</b>								
			0				<b>Equipment Group 701A: Technology Package</b> (see content under Packages) + Adaptive Cruise Control with Stop-and-Go and Pre-Collision Assist with Pedestrian Detection + tailgate step with step, grab bar and tailgate lift assist	0	0						2.7L EcoBoost® Payload Package <sup>2</sup> : 3.73 electronic-locking rear axle and 9.75" gearset
							<b>Equipment Group 801A:</b> 10-way power driver and front-passenger seats with heat + leather-trimmed seats + power-adjustable pedals + power-sliding rear window with privacy tint and defroster + SYNC® 3 + Magnetic-painted tailgate appliqué with FORD lettering	0	0	0					<b>Heavy-Duty Payload Package<sup>2</sup>:</b> 3.73 electronic-locking rear axle, 9.75" gearset, 36-gallon fuel tank, upgraded springs, auxiliary transmission oil cooler, 17" silver heavy-duty steel wheels with LT245/70R17E BSW all-terrain tires on XL, and 18" silver heavy-duty aluminum wheels with LT275/65R18C OWL all-terrain tires on XLT and LARIAT
							<b>Equipment Group 802A:</b> includes all content of 801A + 4.10 front axle with TORSEN® differential + heated and ventilated front seats with memory driver's seat + 360-degree camera + Advanced Security Pack (includes SecuriLock® Passive Anti-Theft System and inclination/intrusion sensors) + ambient lighting + BLIS® (Blind Spot Information System) with trailer coverage and cross-traffic alert + dual-zone electronic automatic temperature control + SYNC Connect <sup>1</sup> + inflatable rear safety belts in outboard seating positions (SuperCrew®) + trailer brake controller + LED box lighting + power-adjustable pedals with memory + Intelligent Access with push-button start + power-folding sideview mirrors with power, heated glass, memory, integrated turn signal indicators, high-intensity LED security approach lamps, LED spotlights, driver's side auto-dimming feature, and body-color caps + body-color door and tailgate handles + power-tilt/-telescoping steering column with memory + heated steering wheel + Pro Trailer Backup Assist™ + Remote Start System + remote tailgate release + B&O PLAY™ Premium Audio System with HD Radio™ + universal garage door opener + 8" productivity screen in instrument cluster + voice-activated Navigation System	0	0	S	S	S	S		<b>Class IV Trailer Hitch<sup>2</sup></b> (towing capability up to 6,000 lbs. with the 3.3L Ti-VCT V6 and 2.7L EcoBoost engines; towing capability up to 7,000 lbs. with the 3.5L EcoBoost and 5.0L V8 engines); 4-pin/7-pin wiring harness, Class IV trailer hitch receiver and Smart Trailer Tow Connector
								0					S		<b>Trailer Tow Package<sup>2</sup></b> (required for towing up to 11,100 lbs.): 4-pin/7-pin wiring harness, auxiliary transmission oil cooler, Class IV trailer hitch receiver, Smart Trailer Tow Connector, and upgraded front stabilizer bar
								0	0	0	0	0	0		<b>Trailer Tow Package<sup>2</sup> + Pro Trailer Backup Assist</b> with trailer hookup lamp
								0							<b>Max. Trailer Tow Package<sup>2</sup></b> (required for towing up to 13,200 lbs.; requires 3.5L EcoBoost engine): 3.55 electronic-locking rear axle (3.73 with Heavy-Duty Payload Package), 4-pin/7-pin wiring harness, 36-gallon fuel tank, auxiliary transmission oil cooler, engine oil cooler, Class IV trailer hitch receiver, Smart Trailer Tow Connector, trailer brake controller, upgraded front stabilizer bar, and upgraded rear bumper
								0	0	0	0	0			<b>Max. Trailer Tow Package<sup>2</sup> + Pro Trailer Backup Assist</b> with trailer hookup lamp
								0	0	0					<b>Snow Plow Prep Package<sup>2</sup></b> (4x4; requires 5.0L V8 engine): preselected springs and snow plow mode with dash-mounted button (replaces standard 2-speed automatic 4WD with ESOF on LARIAT)
								0	0	0	0				<b>CNG/Propane Gaseous Engine Prep Package<sup>2</sup></b> (requires 5.0L V8 engine): hardened engine intake valves and valve seats
														0	<b>Carbon Fiber Package<sup>2</sup>:</b> carbon fiber dash, media bin lid, shift knob and door-trim appliqué
														0	<b>Exterior Graphics Package:</b> box side RAPTOR graphics
														0	<b>Hood Graphics Package</b>
														0	<b>RAPTOR Technology Package<sup>2</sup>:</b> Lane-Keeping System, auto high-beam headlamps, rain-sensing windshield wipers, and Adaptive Cruise Control with Stop-and-Go and Pre-Collision Assist with Pedestrian Detection
	0						<b>Packages</b>								
							<b>XLT Power Equipment Group<sup>2</sup>:</b> 110V/400W power outlet (1 on center stack with 40/20/40 front seat; 1 additional on back of center console with front bucket seats and flow-through center console), power-sliding rear window with privacy glass and defroster, and LED box lighting								
			0	0	0	S	<b>Technology Package<sup>2</sup>:</b> Lane-Keeping System, active park assist, and 360-degree camera with Split-view Display								
0	0	0	0	0			<b>FX4 Off-Road Package<sup>2</sup></b> (4x4): electronic-locking rear axle, FX4 Off-Road box decals, Hill Descent Control™ off-road-tuned shock absorbers, and skid plates for fuel tank, transfer case and front differential								



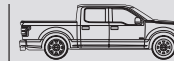
**Regular Cab<sup>3</sup>**

Available:  
XL, XLT



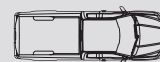
**SuperCab**

Available:  
XL, STX, XLT, LARIAT, RAPTOR



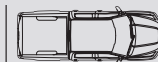
**SuperCrew<sup>4</sup>**

Standard:  
KING RANCH, PLATINUM, LIMITED  
Available:  
XL, STX, XLT, LARIAT, RAPTOR



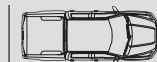
**8' Box Size**

Available:  
XL, XLT, LARIAT



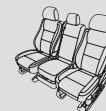
**6 1/2' Box Size**

Available:  
XL, STX, XLT, LARIAT, KING RANCH, PLATINUM



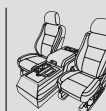
**5 1/2' Box Size**

Standard:  
LIMITED, RAPTOR  
Available:  
XL, STX, XLT, LARIAT, KING RANCH, PLATINUM



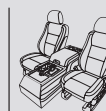
**40/20/40 split front seat**

Standard:  
XL, XLT, LARIAT



**40/console/40 front bucket seats**

Standard:  
STX  
Available:  
XL, XLT



**40/console/40 front bucket seats with floor shifter**


Standard:  
KING RANCH, PLATINUM, LIMITED, RAPTOR  
Available:  
XLT, LARIAT

<sup>1</sup>SYNC Connect includes complimentary 5-year subscription for remote features, excluding Wi-Fi hotspot, and starts with vehicle sale date. Subscription is subject to compatible 4G network availability. Certain restrictions, 3rd-party terms, or message and data rates may apply. Evolving technology/cellular networks may affect future functionality. Wi-Fi hotspot includes complimentary wireless data trial that begins upon AT&T activation and expires at the end of 3 months or when 3GB of data is used, whichever comes first, but cannot extend beyond the complimentary 5-year subscription period for remote features. To activate, go to [www.att.com/ford](http://www.att.com/ford). <sup>2</sup>Restrictions may apply. See your dealer for details. <sup>3</sup>Not available with 5.5' box. <sup>4</sup>Not available with 8.0' box.



**WHEELS / TIRES** | S: Standard O: Optional P: Package Content

	XL	XL T	LARIAT	KING RANCH*	PLATINUM	LIMITED	RAPTOR	
1	S							17" Silver Steel
2	P							17" Silver Heavy-Duty Steel (Heavy-Duty Payload Package)
3	P							17" Silver-Painted Aluminum (Chrome and Sport Packages)
	S							17" Silver-Painted Aluminum
4	O							18" Silver Heavy-Duty Aluminum <sup>1</sup> (requires Heavy-Duty Payload Package)
	P	P						18" Silver Heavy-Duty Aluminum (Heavy-Duty Payload Package)
5		S						18" Machined Aluminum with Flash Gray-Painted Pockets
6	P	P						18" 6-Spoke Machined Aluminum with Magnetic-Painted Pockets (Sport Package)
7	P	P						18" Chrome-Like PVD (Chrome Package)
8	P							20" Machined Aluminum with Flash Gray-Painted Pockets (STX Package)
	O	O						20" Machined Aluminum with Flash Gray-Painted Pockets <sup>1</sup>
9	O	O						20" 6-Spoke Premium-Painted Aluminum (requires Sport Package)
10	O	O						20" Chrome-Like PVD (requires Chrome Package)
11	P	P						20" Premium Tarnished Dark-Painted Aluminum (Special Edition Package)
12			S					18" Machined Aluminum with Flash Gray-Painted Pockets
13			O					20" Machined Aluminum with Light Caribou-Painted Pockets <sup>1</sup>
14			P					20" Chrome-Like PVD (Chrome Package)
15				S				20" Polished Aluminum
16					S			22" Polished Aluminum
17					S			17" Cast-Aluminum
18					O			17" Forged Aluminum Bead-Lock Capable
	S	S						245/70R17 BSW All-Season (4x2)
	S	S						265/70R17 OWL (4x4)
	P							LT245/70R17e BSW All-Terrain (Heavy-Duty Payload Package)
	O	O						LT245/70R17e BSW All-Terrain (requires FX4 Off-Road Package)
	P							265/60R18 BSW All-Season (4x2) (Chrome and Sport Packages)
		S	S					265/60R18 BSW All-Season (4x2)
	P							275/65R18 OWL (4x4) (Chrome and Sport Packages)
		S	S					275/65R18 OWL All-Terrain (4x4)
	O	P	P					LT275/65R18C OWL All-Terrain <sup>1</sup> (Heavy-Duty Payload Package)
	O	O	O					LT275/65R18C OWL All-Terrain (requires FX4 Off-Road Package)
	P	O	O	O	S			275/55R20 BSW All-Season <sup>1</sup> (4x2)
	P	O	O	O	S			275/55R20 BSW All-Terrain <sup>1</sup> (4x4)
	O	O	O					275/55R20 OWL All-Terrain <sup>1</sup> (4x4)
					S			275/45R22 BSW All-Season
					S			LT315/70R17 BSW All-Terrain




# EXTERIORS / INTERIORS

	Two-Tone	XL	XL SPORT	STX	XLT	XLT SPORT	LARIAT	LARIAT SPORT
White Platinum Metallic Tri-coat <sup>1</sup>	■						8 9 10	
Oxford White	■ ■	1 2	1 2	3	4 5	6 7	8 9 10	10 11
Ingot Silver <sup>2</sup>	■	1 2	1 2	3	4 5	6 7	8 9 10	10 11
White Gold <sup>2</sup>	■				5		9 10	
Stone Gray <sup>2</sup>		1 2			4 5		8 9 10	
Magma Red <sup>2</sup>	■		1 2	3	4 5	6 7	8 9 10	10 11
Race Red <sup>3</sup>	■	1 2	1 2	3	4 5	6 7	8 9 10	10 11
Ruby Red Metallic Tinted Clearcoat <sup>1</sup>	■ ■				4 5	6 7	8 9 10	10 11
Lightning Blue <sup>2</sup>	■	1 2	1 2	3	4 5	6 7		10 11
Blue Jeans <sup>2</sup>	■ ■	1 2	1 2	3	4 5		8 9 10	
Lead Foot <sup>4,5</sup>			1 2			6 7		10 11
Guard <sup>2</sup>	■ ■				4 5		8 9 10	
Magnetic <sup>2</sup>		1 2	1 2	3	4 5	6 7	8 9 10	10 11
Shadow Black	■ ■	1 2	1 2	3	4 5	6 7	8 9 10	10 11

	Two-Tone	KING RANCH®	PLATINUM	LIMITED	RAPTOR
White Platinum Metallic Tri-coat <sup>1</sup>	■	12	13 14	15	
Oxford White	■	12			16 17 18
Ingot Silver <sup>2</sup>			13 14	15	16 17 18
White Gold <sup>2</sup>	■	12	13 14		
Stone Gray <sup>2,6</sup>		12			
Magma Red <sup>2</sup>	■	12	13 14		
Race Red					16 17
Ruby Red Metallic Tinted Clearcoat <sup>1</sup>	■	12	13 14	15	16 17
Lightning Blue <sup>2</sup>					16 17 18
Blue Jeans <sup>2</sup>	■	12	13 14	15	
Lead Foot					16 17 18
Guard <sup>2</sup>	■	12			
Magnetic <sup>2</sup>			13 14		16 17 18
Shadow Black	■	12	13 14	15	16 17 18

■ Stone Gray Two-Tone Accent exterior standard on KING RANCH; optional on LARIAT  
 ■ Magnetic Two-Tone Accent exterior optional on XLT  
 2: Optional 7: Requires XLT Special Edition Package 8: Not available with Two-Tone Accent exterior  
 11: Requires LARIAT Special Edition Package 18: Requires RAPTOR Interior Accent Package



CONVENTIONAL TOWING

Maximum Loaded Trailer Weight Ratings (lbs.)

Engine	Axle Ratio	GCWR	Regular Cab				SuperCab				SuperCrew®					
			122.4" WB 4x2	4x4	141.1" WB 4x2	4x4	145.0" WB 4x2	4x4	163.7" WB 4x2	4x4	145.0" WB 4x2	4x4	156.8" WB 4x2	4x4		
3.3L Ti-VCT V6	3.55	9,500/9,600 9,700/9,800 9,900	5,100/- -/- -	-/- 5,000/- -	-/5,000 -/- -	-/- -/- -	-/- -/- -	-/5,000 -/- -	-/- -/- -	-/- -/- -	-/- -/- 5,000	-/- -/- -	-/- -/- -	-/- -/- -		
	3.73	12,100/12,200 12,300/12,500 12,600	7,700/- -/- -	-/7,500 -/- -	-/7,600 -/- -	-/7,400 -/- -	-/7,400 -/- -	-/7,400 -/- -	-/- -/7,400 -	-/- -/- -	-/- 7,400/- 7,400	-/- -/- -	-/- -/- -	-/- -/- -		
2.7L EcoBoost® V6	3.15	12,200/12,300 12,600/12,700	7,600/- -/-	-/- -/-	-/7,600 -/-	-/- -/-	-/- -/-	-/7,700/- -/-	-/- -/-	-/- 7,500/-	-/- -/-	-/7,700 -/-	-/- -/-	-/- -/7,600		
	3.31	12,200/12,300 12,600/12,700	7,600/- -/-	-/- -/-	-/7,600 -/-	-/- -/-	-/- -/-	-/7,700/- -/-	-/- -/-	-/- 7,500/-	-/- -/-	-/7,700 -/-	-/- -/-	-/- -/7,600		
	3.55	12,500/12,600 12,800/12,900	-/- -/-	7,600/- -/-	-/- -/-	-/7,600 -/-	-/- -/-	-/- 7,600/-	-/- -/-	-/- -/-	-/- -/-	-/- -/-	-/7,600 -/-	-/- -/-		
	3.73	13,100/13,200 13,300/14,100 14,300	8,500/- -/- -	-/- 8,400/- -	-/8,500 8,500 <sup>1</sup> / -	-/- -/- -	8,300/9,000 <sup>1</sup> -/- -	8,400/- -/- -	8,100/- 9,000 <sup>1</sup> -	-/- -/- -	8,200/9,000 <sup>1</sup> -/- -	-/- -/- -	8,300/- 8,000/- 9,000 <sup>1</sup>	-/- -/- -	8,200/9,000 <sup>1</sup> -/- -	
5.0L Ti-VCT V8	3.15	13,000/13,900 14,200/14,300	8,300/- -/-	-/- -/-	-/9,100 -/-	-/- -/-	-/- -/-	-/9,200/- -/-	-/- -/-	-/- -/9,200	-/- -/-	-/9,100/- -/-	-/- -/-	-/9,100/- -/-		
	3.31	13,000/13,200 13,900/14,100 14,200/14,300 14,400	8,300/- -/- -/- -	-/8,300 -/- -/- -	-/- 9,100/- -/- -	-/- -/- -/- -	-/9,100 -/- -/- -	9,200/- -/- -/- -	-/9,100 -/- -/- -	-/- -/- -/- 9,000	-/- -/- -/- -	-/9,100/- -/- -/- -	-/9,000 -/- -/- -	-/9,100/- -/- -/- 9,100		
	3.55	13,200/13,800 14,100/14,400 14,500/14,900 15,200/15,300	-/9,100 -/- -/- -/-	8,300/- -/- -/- -/-	-/- -/- -/10,100 -/-	-/- -/- -/- -	9,100/- -/- -/- -	-/- -/- -/- 10,200/-	-/- -/9,100 -/- -/-	-/- -/- -/- -	-/- -/- -/- 9,100/-	-/- -/- -/- -	-/9,100 -/- -/- -	-/- -/- -/- 9,100/-		
	3.73	14,600/16,000 16,100/16,200 16,500/16,600 16,900	-/- -/- -/- -	9,700/- -/- -/- -	-/11,100 <sup>2</sup> -/- -/- -	-/- -/- -/- -	10,900 <sup>2</sup> /11,100 <sup>3</sup> -/- -/- -	-/- -/- -/- 11,300/-	-/- -/- -/- -	-/- -/- -/11,000 <sup>2</sup> -/-	-/- -/- -/10,700 <sup>4</sup> -/11,200	-/- -/- -/- -	-/10,900 -/- -/- -	-/10,900 <sup>4</sup> -/- -/- -	-/10,600 <sup>4</sup> -/- -/- 11,600	
3.5L EcoBoost	3.15	15,500/15,800 15,900	-/- -	-/- -	10,700/- -	-/- -	-/- -	-/10,700 -	-/- -	-/- 10,700	-/- -	-/10,600 -	-/- 10,700	-/- -		
	3.31	15,800/16,000 16,100/16,200	-/- -/-	-/- -/-	-/- -/-	-/- -	10,700/- -/-	-/- -/-	-/10,700 -/-	-/- -/-	-/10,700 -/-	-/- 10,700/-	-/- -/-	-/10,700/- -		
	3.55	15,500/15,800 15,900/16,000 16,100/16,200 16,600/16,700 17,000/17,100 17,900/18,100 18,400	-/- -/- -/- -/- -/- -/- -	-/- -/- -/- -/- -/- -/- -	10,700/- -/- -/- -/- -/- 12,100/- -	-/10,700 -/- -/- -/- -/- -/12,000 <sup>6</sup> -	-/10,700 -/- -/- -/- -/- -/12,000 <sup>6</sup> -	-/- -/- -/- -/- -/- -/11,800 <sup>6</sup> -	-/10,700 -/- -/- -/- -/- -/11,900 <sup>6</sup> -	-/- -/- -/- -/- -/- -/11,600 <sup>6</sup> -	-/- -/- -/- -/- -/- -/- -	-/10,600 -/- -/- -/- -/- 11,200 <sup>5</sup> / 12,700 <sup>5</sup> / -	-/- -/- -/- -/- -/- -/- -	-/10,900 <sup>5</sup> -/- -/- -/- -/- -/12,700 <sup>6</sup> -	-/- -/- -/- -/- -/- -/- 13,200 <sup>6</sup>	-/- -/- -/- -/- -/- -/- 13,000 <sup>6</sup>
		3.73	17,000/17,100	-/-	-/-	-/12,100 <sup>4</sup>	-/-	11,800 <sup>2</sup> /11,900 <sup>3</sup>	-/-	-/-	-/11,900 <sup>2</sup>	-/-	-/11,600 <sup>4</sup>	-/-	-/11,800 <sup>2</sup>	11,400 <sup>2</sup> /11,500 <sup>3</sup>

Best-in-class configuration shown in bold.



## PAYLOAD Maximum Payload Weight Ratings (lbs.)

Engine	Drive	Max. GVWR	Regular Cab		SuperCab		SuperCrew®	
			122.4" WB	141.1" WB	145.0" WB	163.7" WB	145.0" WB	156.8" WB
3.3L Ti-VCT V6	4x2	6,100	1,990	—	—	—	—	—
		6,170	—	1,950	—	—	—	—
		6,280	—	—	—	—	1,700	—
		6,300	—	—	1,804	—	—	—
	4x4	6,120	1,740	—	—	—	—	—
		6,390	—	1,920	—	—	—	—
		6,500	—	—	1,780	—	1,680	—
		—	—	—	—	—	—	—
2.7L EcoBoost® V6	4x2	6,070	1,860	—	—	—	—	—
		6,220	—	1,910	—	—	—	—
		6,360	—	—	—	—	1,710	—
		6,400	—	—	1,860	—	—	—
		6,500	—	—	—	1,800	—	1,820
		6,650	—	—	—	—	1,940 <sup>1</sup>	—
		6,750	—	—	2,120 <sup>1</sup>	—	—	—
		6,800	—	—	—	—	—	2,060 <sup>1</sup>
	6,900	—	2,470 <sup>1</sup>	—	2,170 <sup>1</sup>	—	—	
	4x4	6,210	1,730	—	—	—	—	—
		6,500	—	1,910	1,640	—	—	—
		6,600	—	—	—	—	1,690	—
		6,800	—	2,110 <sup>1</sup>	—	—	—	—
		6,900	—	—	—	—	1,950 <sup>1</sup>	—
		7,000	—	—	2,110 <sup>1</sup>	—	—	—
		—	—	—	—	—	—	—
—		—	—	—	—	—	—	
5.0L Ti-VCT V8	4x2	6,200	1,900	—	—	—	—	—
		6,750	—	2,340	—	—	—	—
		6,800	—	—	—	—	2,140	—
		6,900	—	—	2,320	—	—	—
		6,950	—	—	—	—	—	2,260
		7,000	—	—	—	2,290	—	—
		7,600	—	3,040 <sup>2</sup>	—	2,740 <sup>2</sup>	—	2,660 <sup>2</sup>
		7,850	—	<b>3,270<sup>3</sup></b>	—	2,980 <sup>3</sup>	—	2,890 <sup>3</sup>
	4x4	6,400	1,830	—	—	—	—	—
		6,950	—	2,290	—	—	—	—
		7,000	—	—	—	2,020	2,080	—
		7,050	—	—	2,200	—	—	2,080
		7,600	—	2,810 <sup>2</sup>	—	2,500 <sup>2</sup>	—	2,410 <sup>2</sup>
		7,850	—	3,040 <sup>3</sup>	—	2,730 <sup>3</sup>	—	2,640 <sup>3</sup>
		—	—	—	—	—	—	—
		—	—	—	—	—	—	—
3.5L EcoBoost	4x2	6,750	—	—	—	2,040 <sup>4</sup>	—	—
		6,900	—	—	2,260	—	—	—
		7,000	—	—	—	—	—	2,240
		7,050	—	2,610	—	2,250	—	—
		7,600	—	3,000 <sup>2</sup>	—	2,710 <sup>2</sup>	—	2,630 <sup>2</sup>
		7,850	—	3,230 <sup>3</sup>	—	2,950 <sup>3</sup>	—	2,870 <sup>3</sup>
		—	—	—	—	—	—	—
		—	—	—	—	—	—	—
	4x4	6,750	—	—	—	—	1,430 <sup>5</sup>	—
		7,000	—	—	—	—	2,030	—
		7,050	—	2,350	2,150	1,980	—	2,030
		7,600	—	2,780 <sup>2</sup>	—	2,470 <sup>2</sup>	—	2,390 <sup>2</sup>
		7,850	—	3,000 <sup>3</sup>	—	2,700 <sup>3</sup>	—	2,620 <sup>3</sup>
		—	—	—	—	—	—	—
		—	—	—	—	—	—	—
		—	—	—	—	—	—	—

Best-in-class configuration shown in bold.

## DIMENSIONS

	Regular Cab 4x2/4x4	SuperCab 4x2/4x4	SuperCrew 4x2/4x4
<b>Exterior</b>			
<b>Height</b>			
5½' box	—	—	75.6"/77.2"
6½' box	75.5"/76.9"	75.5"/77.2"	75.7"/77.3"
8' box	75.1"/76.9"	75.5"/77.0"	—
<b>Width</b>			
Excl. mirrors	79.9"	79.9"	79.9"
Incl. standard mirrors	96.8"	96.8"	96.8"
Incl. trailer tow mirrors	105.9"	105.9"	105.9"
Std. mirrors folded	83.5"	83.5"	83.5"
Trailer tow mirrors folded	85.5"	85.5"	85.5"
<b>Length</b>			
5½' box	—	—	231.9"
6½' box	209.3"	231.9"	243.7"
8' box	227.9"	250.5"	—
<b>Wheelbase</b>			
5½' box	—	—	145.0"
6½' box	122.4"	145.0"	156.8"
8' box	141.1"	163.7"	—
<b>Ground clearance (min.)</b>			
5½' box	—	—	8.5"/9.4"
6½' box	8.8"/9.4"	8.7"/9.4"	8.4"/9.3"
8' box	8.6"/9.4"	8.7"/9.3"	—
<b>Cargo Box</b>	<b>5½' Box</b>	<b>6½' Box</b>	<b>8' Box</b>
Volume (cu. ft.)	52.8	62.3	77.4
Inside height	21.4"	21.4"	21.4"
Length at floor	67.1"	78.9"	97.6"
Width at wheelhouse	50.6"	50.6"	50.6"
Maximum width at floor	65.2"	65.2"	65.2"
<b>Interior - Front/Rear</b>	<b>Regular Cab</b>	<b>SuperCab</b>	<b>SuperCrew</b>
Head room	40.8"/—	40.8"/40.3"	40.8"/40.4"
Leg room (max.)	43.9"/—	43.9"/33.5"	43.9"/43.6"
Hip room	62.5"/—	62.5"/64.7"	62.5"/64.7"
Shoulder room	66.7"/—	66.7"/65.8"	66.7"/65.9"

## MECHANICAL

### Front Suspension

Coil-over-shock  
Axle rating @ ground: 2,850 lbs.-3,750 lbs.

### Rear Suspension

Solid axle  
Axle rating @ ground: 3,300 lbs.-4,800 lbs.


### Brakes

4-wheel vented-disc ABS  
Front rotor diameter: 13.8"  
Rear rotor diameter: 13.7"

## RAPTOR

Exterior Dimensions	SuperCab	SuperCrew
Height	78.5"	78.5"
Width		
Excl. mirrors	86.3"	86.3"
Incl. standard mirrors	96.8"	96.8"
Std. mirrors folded	86.3"	86.3"
Length	220.0"	231.9"
Wheelbase	134.2"	146.0"
Ground clearance (min.)	9.9"	9.8"
Approach angle	30.2°	30.2°
Departure angle	23.1°	23.0°
Ramp breakover angle	22.9°	21.8°
Front/rear track	73.9"/73.6"	73.9"/73.6"
<b>Payload &amp; Towing (lbs.)</b>		
Max. GVWR	6,650	7,050
Max. GCWR	12,050	14,250
Max. Payload	1,000	1,200
Max. Towing	6,000	8,000





## FORD ACCESSORIES

XLT SuperCrew® 4x4 in Ingot Silver accessorized with a chrome exhaust tip, heavy-duty splash guards with stainless steel inserts, step bars, stowable load ramps, spray-in bedliner,<sup>1</sup> hard-folding tonneau cover,<sup>2</sup> side window deflectors by EGR,<sup>2</sup> fender flares, rear wheel-well liners, trailer tow mirrors and hood deflector

[accessories.ford.com](http://accessories.ford.com)

### Exterior

- Exhaust tips
- Fender flares<sup>2</sup>
- Fog lamps<sup>2</sup>
- Hood protectors<sup>2</sup> and deflectors
- LED warning strobes and work task lights<sup>2</sup>
- Racks and carriers<sup>2</sup>
- Side window deflectors<sup>2</sup>
- Splash guards
- Sportz® tents<sup>2</sup>
- Step bars
- Trailer towing accessories
- Trim kits<sup>2</sup> and graphic kits<sup>2</sup>
- Wheel lock kits
- Wheel-well liners
- Windshield sunshade<sup>1</sup>

### Interior

- Ash cup/coin holders
- Cargo organizers and protectors
- Carpeted floor mats
- Door sill plates<sup>2</sup>
- First aid and roadside assistance kits<sup>2</sup>
- Floor liners (A)
- In-vehicle safe<sup>2</sup>
- Interior light kit
- Protective seat covers<sup>2</sup>
- Tablet cradle<sup>2</sup>

### Electronics

- Audio upgrade by KICKER®
- Ford Telematics™<sup>2</sup>
- Keyless entry keypad
- Rear Seat Entertainment System<sup>2</sup> (B)
- Remote start (C) and vehicle security
- Warning sensor systems<sup>2</sup>
- Wireless charging<sup>2</sup>

### Bed Products

- Bed/cargo illumination
- Bed cargo nets, divider, extender, liners and mats
- Bed rails and installation kit<sup>2</sup>
- Bed standard interface plate
- Bed tailgate lock<sup>2</sup> and seal<sup>2</sup>
- Bed tailgate viscous dampening cartridge
- Bedliner plug kits
- Commercial grade tool/cargo box<sup>2</sup>
- Drop-in bedliner (D)
- Pivot storage side box<sup>2</sup>
- Premium locking cleats
- Retractable bed side steps
- Retractable stake pocket tie-downs<sup>2</sup>
- Stowable load ramps
- Tonneau/bed covers<sup>2</sup>

**New Vehicle Limited Warranty.** We want your Ford F-150 ownership experience to be the best it can be. Under this warranty, your new vehicle comes with 3-year/36,000-mile bumper-to-bumper coverage, 5-year/60,000-mile Powertrain Warranty coverage, 5-year/60,000-mile safety restraint coverage, and 5-year/unlimited-mile corrosion (perforation) coverage – all with no deductible. Please ask your Ford Dealer for a copy of this limited warranty.

**Roadside Assistance.** Covers your vehicle for 5 years or 60,000 miles, so you have the security of knowing that help may be only a phone call away should you run out of fuel, lock yourself out of the vehicle or need towing. Your Ford Dealer can provide complete details on all of these advantages.

**Ford Credit.** Get the ride you want. Whether you plan to lease or finance, you'll find the choices that are right for you at Ford Credit. Ask your Ford Dealer for details or check us out at [fordcredit.com](http://fordcredit.com).

**Ford Protect Extended Service Plans.** Whether you purchase or lease your Ford vehicle, insist on genuine Ford Protect extended service plans. Ford Protect has a variety of plans to give you peace-of-mind protection whether you want vehicle component or maintenance coverage. Plus, they are fully backed by Ford and honored at all Ford dealerships in the U.S., Canada and Mexico. When you visit your dealer, insist on genuine Ford Protect extended service plans.

**Insurance Services.** Get Ford Motor Company quality in your auto insurance. Our program offers industry-leading benefits and competitive rates. Call 1-877-367-3847, or visit us at [fordvip.com](http://fordvip.com) for a no-obligation quote. Insurance offered by American Road Services Company (in CA, American Road Insurance Agency), a licensed agency and subsidiary of Ford Motor Company.

**Ford Original Accessories.** They're warranted for whichever provides you the greatest benefit: 24 months/unlimited mileage, or the remainder of your Bumper-to-Bumper 3-year/36,000-mile New Vehicle Limited Warranty. Ford Licensed Accessories (FLA) are warranted by the accessory manufacturer's warranty. FLA are designed and developed by the accessory manufacturer and have not been designed or tested to Ford Motor Company engineering requirements. Contact your Ford Dealer for details and/or a copy of all limited warranties.

Android, Android Auto, Google, Google Play and logos are trademarks of Google Inc. Apple and Apple CarPlay are trademarks of Apple Inc., registered in the U.S. and other countries. App Store is a service mark of Apple Inc. B&O PLAY is a trademark of HARMAN International Industries, registered in the United States and other countries. FOX Racing Shox is a trademark of Fox Factory, Inc. "HD Radio" and the HD Radio logo are proprietary trademarks of iBiquity Digital Corporation. KICKER is a registered trademark of Stillwater Designs and Audio, Inc. King Ranch is a registered trademark of King Ranch, Inc. Sirius, XM and all related marks and logos are trademarks of Sirius XM Radio Inc. TORSEN is a registered trademark of JTEKT Corporation.

Comparisons based on competitive models (class is Full-Size Pickups under 8,500 lbs. GVWR based on Ford segmentation), publicly available information and Ford certification data at time of release. Vehicles may be shown with optional equipment. Features may be offered only in combination with other options or subject to additional ordering requirements/limitations. Dimensions shown may vary due to optional features and/or production variability. Information is provided on an "as is" basis and could include technical, typographical or other errors. Ford makes no warranties, representations, or guarantees of any kind, express or implied, including but not limited to, accuracy, currency, or completeness, the operation of the information, materials, content, availability, and products. Ford reserves the right to change product specifications, pricing and equipment at any time without incurring obligations. Your Ford Dealer is the best source of the most up-to-date information on Ford vehicles.

<sup>1</sup>Factory option. See dealer for details. <sup>2</sup>Ford Licensed Accessory.