

# Manuale dell'utente

32HFL5014  
43HFL5014  
43HFL6014U  
50HFL5014  
50HFL6014U  
55HFL6014U  
65HFL6014U

**PHILIPS**

# Contenuti

<b>1</b>	<b>Panoramica TV</b>	<b>3</b>
1.1	Professional mode	3
<b>2</b>	<b>Configurazione</b>	<b>4</b>
2.1	Istruzioni di sicurezza	4
2.2	Supporto TV e montaggio a parete	4
2.3	Suggerimenti sul posizionamento	4
2.4	Cavo di alimentazione	4
2.5	Cavo dell'antenna	5
<b>3</b>	<b>Telecomando</b>	<b>6</b>
3.1	Panoramica dei tasti	6
3.2	Sensore IR	7
3.3	Batterie	7
3.4	Pulizia	7
<b>4</b>	<b>Accensione e spegnimento</b>	<b>8</b>
4.1	Accensione o standby	8
4.2	Tasti sul TV	8
<b>5</b>	<b>Specifiche</b>	<b>9</b>
5.1	Informazioni ambientali	9
5.2	Assorbimento	10
5.3	Sistema operativo	10
5.4	Ricezione	10
5.5	Tipo schermo (6014U)	10
5.6	Tipo schermo (5014)	10
5.7	Risoluzione video in ingresso (6014U)	10
5.8	Risoluzione video in ingresso (5014)	10
5.9	Connettività (6014U)	11
5.10	Connettività (5014)	11
5.11	Dimensioni e peso	11
5.12	Suono	12
<b>6</b>	<b>Connetti dispositivi</b>	<b>13</b>
6.1	Connetti dispositivi	13
6.2	CAM con Smart Card - CI+	15
6.3	Ricevitore - Decoder	15
6.4	Sistema Home Theatre (HTS)	15
6.5	Smartphone e tablet	16
6.6	Lettore dischi Blu-ray	16
6.7	Cuffie	16
6.8	Console di gioco	17
6.9	Unità flash USB	17
6.10	Computer	17
<b>7</b>	<b>Video, foto e musica</b>	<b>19</b>
7.1	Da un collegamento USB	19
7.2	Riproduzione dei video personali	19
7.3	Visualizzazione delle foto personali	19
7.4	Riproduzione dei brani musicali personali	20
<b>8</b>	<b>Guida TV</b>	<b>22</b>
8.1	Utilizzo della guida TV	22
<b>9</b>	<b>Giochi</b>	<b>23</b>
9.1	Riproduzione di un gioco	23
<b>10</b>	<b>Applicazione Professional Menu</b>	<b>24</b>
10.1	Informazioni sull'applicazione Professional Menu	24
10.2	Apertura dell'applicazione Professional Menu	24
10.3	Consigliato	24
10.4	Canali TV	24
10.5	Canali TV	25
10.6	Google Cast	26
10.7	Giochi	26
10.8	Più	26
10.9	Impostazioni professionali	27
10.10	Account Google	28
<b>11</b>	<b>Schermata Home Android TV</b>	<b>29</b>
11.1	Info sulla schermata Home Android TV	29
11.2	Apertura della schermata Home Android TV	29
11.3	Impostazioni Android TV	29
11.4	Collegamento del TV Android	33
11.5	Canali	35
11.6	Installazione canale	37
11.7	Internet	38
11.8	Smartphone e tablet	38
11.9	Software	39
<b>12</b>	<b>Software open source</b>	<b>41</b>
12.1	Licenza open source	41
<b>13</b>	<b>Guida e supporto</b>	<b>129</b>
13.1	Risoluzione dei problemi	129
13.2	Guida online	131
13.3	Assistenza e riparazione	131
<b>14</b>	<b>Sicurezza e protezione</b>	<b>132</b>
14.1	Sicurezza	132
14.2	Protezione dello schermo	133
14.3	Radiation Exposure Statement	133
<b>15</b>	<b>Termini di utilizzo</b>	<b>134</b>
15.1	Termini di utilizzo - Televisore	134
<b>16</b>	<b>Copyright</b>	<b>135</b>
16.1	MHL	135
16.2	HDMI	135
16.3	Dolby Audio	135
16.4	DTS-HD Premium Sound™	135
16.5	Wi-Fi Alliance	135
16.6	Kensington	135
16.7	Altri marchi	135
<b>17</b>	<b>Declinazione di responsabilità in relazione a servizi e/o software offerti da terzi</b>	<b>137</b>
	<b>Indice</b>	<b>138</b>

# Panoramica TV

---

## Professional mode

---

### Operazioni effettuabili

In Professional mode ON, è possibile accedere a un gran numero di impostazioni avanzate che consentono il controllo avanzato dello stato del televisore o l'aggiunta di funzioni aggiuntive.

Questa modalità è destinata all'installazione di TV in luoghi come hotel, navi da crociera, stadi o qualsiasi altra area commerciale in cui sia richiesto tale controllo.

Se si utilizza il televisore in ambiente domestico, si consiglia di selezionare l'opzione Professional mode OFF.

Per ulteriori dettagli, consultare il manuale di installazione Professional.

# Configurazione

## 2.1

### Istruzioni di sicurezza

Leggere le istruzioni di sicurezza prima di utilizzare il TV.

## 2.2

### Supporto TV e montaggio a parete

#### Supporto TV

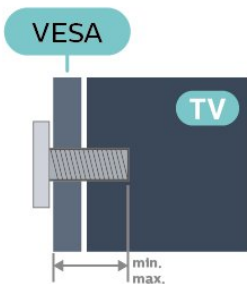
Le istruzioni di montaggio del supporto TV sono disponibili nella guida rapida fornita con il TV. In caso di smarrimento della guida, è possibile scaricarla dal sito Web [www.philips.com](http://www.philips.com).

Per cercare la guida rapida da scaricare, immettere il codice del TV.

#### Montaggio a parete

Il televisore è predisposto per il montaggio a parete secondo gli standard VESA con staffa (venduta a parte).

Utilizzare il seguente codice VESA per l'acquisto del supporto per il montaggio a parete. . .



- 43HFL6014U  
VESA MIS-F 200x200, M6 (min.: 10 mm, max.:15 mm)
- 50HFL6014U  
VESA MIS-F 200x200, M6 (min.: 10 mm, max.:15 mm)
- 55HFL6014U  
VESA MIS-F 300x200, M6 (min.: 11 mm, max.:14 mm)
- 65HFL6014U  
VESA MIS-F 400x200, M6 (min.: 11 mm, max.:14 mm)

- 32HFL5014  
VESA MIS-F 100, M6 (min.: 12 mm, max.:15 mm)
- 43HFL5014

VESA MIS-F 200x200, M6 (min.: 12 mm, max.:15 mm)

• 50HFL5014

VESA MIS-F 200x200, M6 (min.: 10 mm, max.: 16 mm)

#### Preparazione

Rimuovere prima i 4 cappucci a vite di plastica dai fori con boccole filettate sul retro del TV (per 5014 43" e 6014U).

Assicurarsi che le viti in metallo, per montare il TV sulla staffa conforme VESA, penetrino per circa 10 mm nei fori con boccole filettate sul retro del TV.

#### Attenzione


Il montaggio a parete del TV richiede competenze specifiche e deve essere eseguito esclusivamente da personale qualificato. Il montaggio a parete del TV deve rispettare gli standard di sicurezza in base al peso del TV. Prima di installare il TV, leggere le precauzioni per la sicurezza.

TP Vision Europe B.V. non si assume alcuna responsabilità per un montaggio errato o che provochi ferite o lesioni personali.

## 2.3

### Suggerimenti sul posizionamento

- Collocare il TV in modo che la luce non si rifletta direttamente sullo schermo.
- La distanza ottimale per guardare il TV è pari a tre volte la dimensione diagonale dello schermo. Da seduti, gli occhi dovrebbero essere al livello del centro dello schermo.
- Quando è fissato alla parete, posizionare il TV a una distanza massima di 15 cm dalla parete.

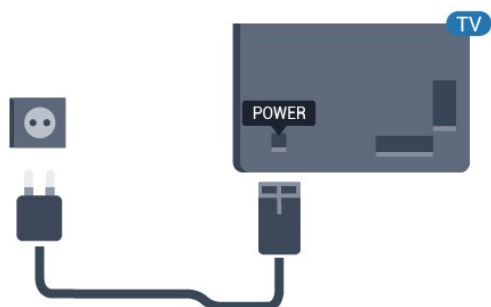


#### Nota:

Tenere il TV lontano da fonti di polvere come stufe. Si consiglia di rimuovere regolarmente la polvere per evitare che penetri nel TV.

## Cavo di alimentazione

- Inserire il cavo di alimentazione nel connettore **POWER** sul retro del TV.
- Assicurarsi che il cavo di alimentazione sia inserito saldamente nel connettore.
- Assicurarsi che la presa di alimentazione a muro sia accessibile in qualsiasi momento.
- Scollegare sempre il cavo di alimentazione afferrando la spina e non il cavo.

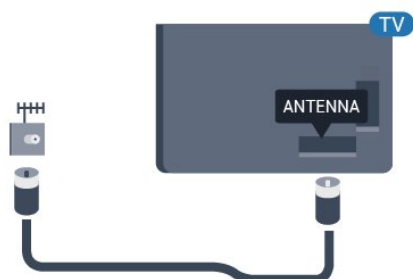


## Cavo dell'antenna

Inserire saldamente la spina dell' antenna nella relativa presa sul retro del TV.

È possibile collegare la propria antenna oppure collegarsi a un segnale dell'antenna da un sistema di distribuzione dell'antenna. Utilizzare un cavo coassiale per antenna con connettore IEC (RF) da 75 Ohm.

Utilizzare questo collegamento per antenna per i segnali di ingresso DVB-T e DVB-C.

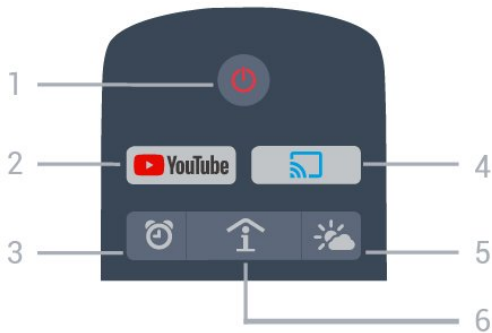


# Telecomando

## 3.1

### Panoramica dei tasti

#### Superiore



1 - Standby / On

Consente di accendere il TV o di attivare la modalità standby.

2 - Youtube

Per aprire Youtube.

3 - Sveglia (Solo con Professional mode ON )

Per impostare la sveglia.

4 - Google Cast (solo con Professional mode ON )

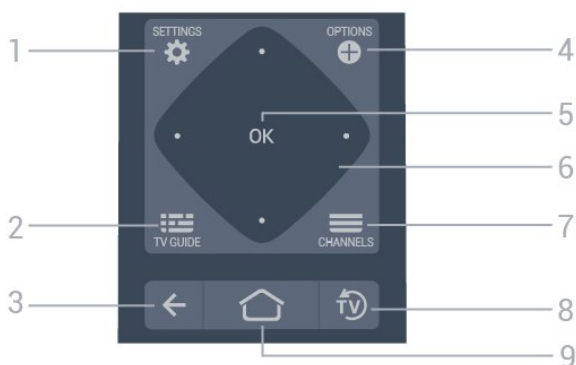
Per eseguire il mirroring dei contenuti presenti sullo schermo del dispositivo mobile sul televisore.

5 - Meteo (sono con Professional mode ON ) per visualizzare le previsioni del tempo nella propria località.

6 - SMART INFO (solo con Professional mode ON)

Per mostrare le informazioni fornite dall'hotel.

#### Parte centrale



1 - SETTINGS

Consente di aprire il menu delle impostazioni.

2 - TV GUIDE

Per visualizzare un elenco dei programmi TV attuali e nel palinsesto.

3 - BACK

• Consente di tornare al canale precedentemente selezionato.

• Consente di tornare al menu precedente.

4 - OPZIONI

Per aprire o chiudere il menu delle opzioni.

5 - OK

Consente di confermare una selezione o un'impostazione.

6 - Pulsanti freccia/di navigazione

Per spostarsi in alto , in basso , a sinistra o a destra .

7 - Canali

Consente di passare al canale successivo o precedente nell'elenco canali.

8 - ESCI

Per tornare a guardare la TV.

9 - Home

Per aprire il menu Home.

#### Inferiore



### 1 - Volume

Consente di regolare il livello del volume.

### 2 - Pulsanti colorati

Consentono di selezionare direttamente le opzioni.

### 3 - OROLOGIO

Per visualizzare l'orologio.

### 4 - Canale

Consente di passare al canale successivo o precedente nell'elenco canali.

### 5 - Disattivazione audio

Consente di disattivare o riattivare l'audio.

---

## 3.2

# Sensore IR

Il TV può ricevere i comandi da un telecomando che utilizza raggi infrarossi (IR) per inviare i comandi. Se si utilizza un telecomando di questo tipo, accertarsi sempre di puntare il telecomando verso il sensore a infrarossi sul lato anteriore del TV.

### Avviso

Non collocare alcun oggetto davanti al sensore IR del TV poiché si potrebbe bloccare il segnale IR.

---

## 3.3

# Batterie

Se il TV non reagisce alla pressione di alcun tasto sul telecomando, le batterie potrebbero essere esaurite.

Per sostituire le batterie, aprire il vano batterie sul lato della tastiera del telecomando.

1 - Far scorrere il coperchio delle batterie nella direzione indicata dalla freccia.

2 - Sostituire le vecchie batterie con 2 batterie di tipo **AAA-R03** da 1,5 V . Assicurarsi che i poli + e - delle batterie siano posizionati correttamente.

3 - Riposizionare il coperchio del vano batterie facendolo scorrere indietro fino a farlo scattare in posizione.

- Quando non si utilizza il telecomando per lunghi periodi, rimuovere le batterie.
- Smaltire le batterie esaurite attenendosi alle direttive sullo smaltimento dei materiali.

---

## 3.4

# Pulizia

Il telecomando è rivestito di una particolare vernice resistente ai graffi.



Per pulire il telecomando, utilizzare un panno morbido e umido. Evitare sostanze come alcol, prodotti chimici o detergenti per la pulizia della casa sul telecomando.

# Accensione e spegnimento


## Accensione o standby

Assicurarsi che il TV sia collegato all'alimentazione principale CA. Collegare il cavo di alimentazione in dotazione al connettore **AC IN** sul retro del TV. La spia nella parte inferiore del TV si accende.

### Accensione

Premere  sul telecomando per accendere il TV. In alternativa, premere  Home. Per accendere il TV, è possibile anche premere il piccolo tasto joystick sul retro del TV, nel caso in cui il telecomando non sia reperibile o abbia le batterie scariche.

### Passaggio alla modalità standby

Per attivare la modalità di standby sul TV, premere  sul telecomando. È possibile anche premere il piccolo tasto joystick sul retro del TV.







In modalità di standby, il TV è ancora collegato all'alimentazione principale ma consuma pochissima energia.

Per spegnere completamente il TV, scollegare la spina di alimentazione. Estrarre sempre il cavo di alimentazione afferrando la spina e non il cavo. Assicurarsi che la spina di alimentazione, il cavo e la presa elettrica siano sempre accessibili.

## Tasti sul TV

Se il telecomando viene smarrito o le batterie sono scariche, è comunque possibile effettuare alcune operazioni di base sul TV.

Per aprire il menu di base...

- 1 - Con il TV acceso, premere il tasto joystick sul retro del TV per visualizzare il menu di base.
- 2 - Premere a sinistra o a destra per selezionare  Volume,  Canale o  Sorgenti. Selezionare  Demo, per avviare il filmato demo.
- 3 - Premere le frecce verso l'alto o verso il basso per

regolare il volume o sintonizzarsi sul canale successivo o precedente. Premere le frecce verso l'alto o verso il basso per scorrere l'elenco delle sorgenti, inclusa la sorgente sintonizzatore. Premere il tasto joystick per avviare il filmato demo.  
4 - Il menu scompare automaticamente.

Per attivare la modalità di standby sul TV, selezionare  e premere il tasto joystick.





# Specifiche

## 5.1

### Informazioni ambientali

#### Etichetta energetica europea

L'etichetta energetica europea informa i consumatori sulla classe di efficienza energetica di questo prodotto. Maggiore è l'ecocompatibilità della classe di efficienza energetica del prodotto, minore sarà il consumo energetico.

L'etichetta indica la classe di efficienza energetica, il consumo energetico medio del prodotto in uso e il consumo energetico medio per 1 anno. I valori relativi al consumo energetico per questo prodotto sono disponibili sul sito Web Philips nell'area relativa al proprio Paese all'indirizzo [www.philips.com/TV](http://www.philips.com/TV)

#### Scheda prodotto

##### 43HFL6014U

- Classe di efficienza energetica: A
- Dimensioni schermo visibile: 108 cm/43"
- Consumo energetico quando acceso (W): 67 W
- Consumo energetico annuale (kWh) \*: 98 kWh
- Consumo energetico in standby (W) \*\*: 0,3 W
- Risoluzione display (pixel): 3840 x 2160p

##### 50HFL6014U

- Classe di efficienza energetica: A+
- Dimensioni schermo visibile: 126 cm/50"
- Consumo energetico quando acceso (W): 70 W
- Consumo energetico annuale (kWh) \*: 103 kWh
- Consumo energetico in standby (W) \*\*: 0,3 W
- Risoluzione display (pixel): 3840 x 2160p

##### 55HFL6014U

- Classe di efficienza energetica: A+
- Dimensioni schermo visibile: 139 cm/55"
- Consumo energetico quando acceso (W): 84 W
- Consumo energetico annuale (kWh) \*: 123 kWh
- Consumo energetico in standby (W) \*\*: 0,3 W
- Risoluzione display (pixel): 3840 x 2160p

##### 65HFL6014U

- Classe di efficienza energetica: A+
- Dimensioni schermo visibile: 164 cm/65"
- Consumo energetico quando acceso (W): 105 W
- Consumo energetico annuale (kWh) \*: 154 kWh
- Consumo energetico in standby (W) \*\*: 0,3 W
- Risoluzione display (pixel): 3840 x 2160p

##### 32HFL5014

- Classe di efficienza energetica: A+
- Dimensioni schermo visibile: 80 cm/32"
- Consumo energetico quando acceso (W): 29 W

- Consumo energetico annuale (kWh) \*: 43 kWh
- Consumo energetico in standby (W) \*\*: 0,35 W
- Risoluzione display (pixel): 1920 x 1080

##### 43HFL5014

- Classe di efficienza energetica: A+
- Dimensioni schermo visibile: 108 cm/43"
- Consumo energetico quando acceso (W): 48 W
- Consumo energetico annuale (kWh) \*: 71 kWh
- Consumo energetico in standby (W) \*\*: 0,3 W
- Risoluzione display (pixel): 1920 x 1080

##### 50HFL5014

- Classe di efficienza energetica: A++
- Dimensioni schermo visibile: 126 cm/50"
- Consumo energetico quando acceso (W): 49 W
- Consumo energetico annuale (kWh) \*: 72 kWh
- Consumo energetico in standby (W) \*\*: 0,3 W
- Risoluzione display (pixel): 1920 x 1080

\* Consumo energetico in kWh per anno, basato sul consumo energetico del TV in funzione 4 ore al giorno per 365 giorni. Il consumo energetico effettivo dipende da come viene utilizzato il TV.

\*\* Quando il TV viene spento con il telecomando e non è attiva alcuna funzione.

### Smaltimento dei materiali

#### Smaltimento di prodotti e batterie obsolete

Il prodotto è stato progettato e assemblato con materiali e componenti di alta qualità che possono essere riciclati e riutilizzati.



Quando su un prodotto si trova il simbolo del bidone dei rifiuti con una croce, significa che tale prodotto è soggetto alla Direttiva Europea 2012/19/EU.



Informarsi sulle modalità di raccolta dei prodotti elettrici ed elettronici in vigore nella zona in cui si desidera smaltire il prodotto.

Attenersi alle normative locali per lo smaltimento dei rifiuti e non gettare i vecchi prodotti con i normali rifiuti domestici. Il corretto smaltimento dei prodotti non più utilizzabili previene potenziali conseguenze negative per l'ambiente e per la popolazione.

Il prodotto funziona con batterie che rientrano nella direttiva europea 2006/66/EC e che non possono essere smaltite con i normali rifiuti domestici.



Informarsi sulle normative locali relative alla raccolta differenziata delle batterie: un corretto smaltimento consente di evitare conseguenze negative per l'ambiente e la salute.

---

5.2

## Assorbimento

Le specifiche del prodotto sono soggette a modifica senza preavviso. Per ulteriori informazioni sulle specifiche di questo prodotto, visitare il sito Web [www.philips.com/support](http://www.philips.com/support)

### Assorbimento

- Alimentazione di rete: CA 220-240V +/-10%
- Temperatura ambiente: Da 5 °C a 35 °C
- Funzionalità di risparmio energetico: Modalità Eco, disattivazione delle immagini (per la radio), timer di spegnimento automatico, menu delle impostazioni Eco.

Per informazioni sul consumo energetico, vedere il capitolo Scheda prodotto.

---

5.3

## Sistema operativo

Sistema operativo Android:

Android Nougat 7

---

5.4

## Ricezione

- Ingresso antenna: coassiale da 75 Ohm (IEC75)
- Bande del sintonizzatore: Hyperband, S-Channel, UHF, VHF
- DVB: DVB-T2, DVB-C (cavo) QAM
- Riproduzione video analogica: SECAM, PAL
- Riproduzione video digitale: MPEG2 SD/HD (ISO/IEC 13818-2); MPEG4 SD/HD (ISO/IEC 14496-10), HEVC\*
- Riproduzione audio digitale (ISO/IEC 13818-3)
- Frequenza in ingresso: da 950 a 2150 MHz
- Livello in ingresso: da 25 a 65 dBm

\* Solo per DVB-T2

---

5.5

## Tipo schermo (6014U)

Dimensione diagonale dello schermo

- 108 cm/43"
- 126 cm/50"
- 139 cm/55"
- 164 cm/65"

Risoluzione display

- 3840 x 2160

---

5.6

## Tipo schermo (5014)

Dimensione diagonale dello schermo

- 80 cm/32"
- 108 cm/43"
- 126 cm/50"

Risoluzione display

- 1920 x 1080

---

5.7

## Risoluzione video in ingresso (6014U)

Formati video

Risoluzione - Frequenza di aggiornamento

- 480i - 60 Hz
- 480p - 60 Hz
- 576i - 50 Hz
- 576p - 50 Hz
- 720p - 50 Hz, 60 Hz
- 1080i - 50 Hz, 60 Hz
- 1080p - 24 Hz, 25 Hz, 30 Hz
- 2160p - 24 Hz, 25 Hz, 30 Hz, 50 Hz, 60 Hz

Formati per computer

Risoluzioni (tra gli altri valori)

- 640 x 480 - 60 Hz
- 800 x 600 - 60 Hz
- 1024 x 768 - 60 Hz
- 1280 x 768 - 60 Hz
- 1360 x 765 - 60 Hz
- 1360 x 768 - 60 Hz
- 1280 x 1024 - 60 Hz
- 1920 x 1080 - 60 Hz
- 3840 x 2160 - 60 Hz

## Risoluzione video in ingresso (5014)

### Formati video

Risoluzione - Frequenza di aggiornamento

- 480i - 60 Hz
- 480p - 60 Hz
- 576i - 50 Hz
- 576p - 50 Hz
- 720p - 50 Hz, 60 Hz
- 1080i - 50 Hz, 60 Hz
- 1080p - 24 Hz, 25 Hz, 30 Hz

### Formati per computer

Risoluzioni (tra gli altri valori)

- 640 x 480 - 60 Hz
- 800 x 600 - 60 Hz
- 1024 x 768 - 60 Hz
- 1280 x 768 - 60 Hz
- 1360 x 765 - 60 Hz
- 1360 x 768 - 60 Hz
- 1280 x 1024 - 60 Hz
- 1920 x 1080 - 60 Hz

## Connettività (6014U)

### Parte laterale del TV

- Slot per interfaccia comune: CI+ CAM
- USB 1 - USB 2.0
- USB 2 - USB 3.0
- Cuffie: mini-jack stereo da 3,5 mm
- Ingresso HDMI 1 - ARC - MHL - Ultra HD
- Ingresso HDMI 2 - ARC - Ultra HD

### Base TV

- Ingresso audio VGA
- Rete LAN: RJ45
- Ingresso HDMI 3 - ARC
- Antenna (75 ohm)
- USB 3 - USB 2.0
- Uscita audio: ottico, Toslink
- VGA

### Parte posteriore del televisore

- 12 V CC in uscita
- 8  $\Omega$  Uscita audio
- DATA (RJ-48)

## Connettività (5014)

### Parte laterale del TV

- Slot per interfaccia comune: CI+ CAM
- USB 1 - USB 3.0
- Cuffie: mini-jack stereo da 3,5 mm
- Ingresso HDMI 1 - ARC - MHL

### Parte posteriore del televisore

- Rete LAN: RJ45
- Ingresso HDMI 2 - ARC
- Antenna (75 ohm)
- USB 2 - USB 2.0
- Uscita audio: ottico, Toslink
- 12 V CC in uscita
- 8  $\Omega$  Uscita audio
- DATA (RJ-48)

## Dimensioni e peso

### 43HFL6014U

- senza supporto TV:  
Larghezza 971,3 mm - Altezza 563,53 mm - Profondità 77,3 mm - Peso  $\pm 8,92$  kg
- con supporto TV:  
Larghezza 971,3 mm - Altezza 628,61 mm - Profondità 205 mm - Peso  $\pm 11,37$  kg

### 50HFL6014U

- senza supporto TV:  
Larghezza 1128,4 mm - Altezza 653 mm - Profondità 78,2 mm - Peso  $\pm 13,11$  kg
- con supporto TV:  
Larghezza 1128,4 mm - Altezza 715,43 mm - Profondità 225 mm - Peso  $\pm 15,93$  kg

### 55HFL6014U

- senza supporto TV:  
Larghezza 1244,2 mm - Altezza 719 mm - Profondità 78,4 mm - Peso  $\pm 18,44$  kg
- con supporto TV:  
Larghezza 1244,2 mm - Altezza 783,9 mm - Profondità 225,2 mm - Peso  $\pm 21,29$  kg

### 65HFL6014U

- senza supporto TV:  
Larghezza 1462,3 mm - Altezza 844,7 mm - Profondità 87,5 mm - Peso  $\pm 24,45$  kg
- con supporto TV:  
Larghezza 1462,3 mm - Altezza 905,75 mm - Profondità 279,1 mm - Peso  $\pm 25,2$  kg

### 32HFL5014

- senza supporto TV:  
Larghezza 731,8 mm - Altezza 435,31 mm - Profondità 77,3 mm - Peso  $\pm 4,61$  kg
- con supporto TV:

Larghezza 731,8 mm - Altezza 494,14 mm - Profondità  
179,31 mm - Peso ± 4,68 kg

#### **43HFL5014**

· senza supporto TV:

Larghezza 969,6 mm - Altezza 565,6 mm -

Profondità 80,5 mm - Peso ± 7,19 kg

· con supporto TV:

Larghezza 969,6 mm - Altezza 624,2 mm - Profondità

194 mm - Peso ± 7,27 kg

#### **50HFL5014**

· senza supporto TV:

Larghezza 1127,6 mm - Altezza 655,3 mm - Profondità

85,9 mm - Peso ± 11,25 kg

· con supporto TV:

Larghezza 1127,6 mm - Altezza 714,8 mm - Profondità

218,9 mm - Peso ± 11,61 kg

---

5.12

## **Suono**

- Potenza in uscita (RMS): 20 W (32HFL5014/12: 16 W)
- Dolby Audio
- DTS HD

# Connetti dispositivi

## 6.1

### Connetti dispositivi

#### Guida connettività

Collegare sempre un dispositivo al TV tramite la connessione che offre la migliore qualità possibile. Inoltre, per assicurare un buon trasferimento audio e video, utilizzare cavi di buona qualità.

Quando viene collegato un dispositivo, il TV ne riconosce immediatamente il tipo e assegna al dispositivo un nome tipo corretto. È possibile modificare il nome tipo, se necessario. Se per un dispositivo è stato impostato il nome tipo corretto, il TV passerà automaticamente alle impostazioni TV ideali quando si seleziona il dispositivo in questione nel menu Sorgenti.




#### Porta per antenna




Se si dispone di un decoder (un ricevitore digitale) o di un registratore, collegare i cavi dell'antenna per far passare il segnale dell'antenna tramite il decoder e/o il registratore prima che raggiunga il televisore. In questo modo, l'antenna e il decoder possono inviare i possibili canali aggiuntivi al registratore per la registrazione.



#### Porte HDMI

##### Azionamento dei dispositivi

Per utilizzare un dispositivo collegato tramite HDMI e impostato con EasyLink, selezionare il dispositivo o la relativa attività nell'elenco dei collegamenti TV.


Professional mode OFF – Premere  Home, selezionare le applicazioni , selezionare  Sources . Selezionare un dispositivo collegato tramite HDMI e premere OK.

Professional mode ON – Premere  Home, selezionare Canali TV , selezionare  Sorgenti. Selezionare un dispositivo collegato tramite HDMI e premere OK.

Dopo aver selezionato il dispositivo, è possibile controllarlo tramite il telecomando del televisore. Tuttavia, i pulsanti  Home e  OPTIONS e altri pulsanti del televisore non comunicano con il

dispositivo.

Se il pulsante che si cerca non è presente sul telecomando del televisore, è possibile selezionare il pulsante nel Menu delle opzioni.

Premere  OPTIONS e selezionare **Comandi** nella barra menu. Sullo schermo, selezionare il tasto del dispositivo che si cerca e premere **OK**.

Alcuni tasti specifici del dispositivo potrebbero non essere disponibili nel menu Comandi.

Nota: solo i dispositivi che supportano la funzione **Telecomando EasyLink** risponderanno al telecomando del TV.

#### Qualità HDMI

La connessione HDMI offre la migliore qualità delle immagini e del suono. Un cavo HDMI combina i segnali video e audio. Utilizzare un cavo HDMI per il segnale TV.

Per un trasferimento ottimale della qualità del segnale, utilizzare un cavo HDMI ad alta velocità e non più lungo di 5 m.



#### Protezione da copia

I cavi HDMI supportano la tecnologia HDCP (High-bandwidth Digital Content Protection). HDCP è un segnale di protezione da copia che impedisce la copia dei contenuti da un disco DVD o da un disco Blu-ray. Viene anche chiamato DRM (Digital Rights Management).

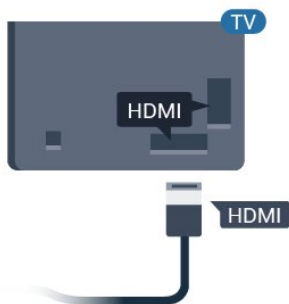
#### HDMI ARC

Tutte le connessioni HDMI sul TV dispongono del segnale **HDMI ARC** (Audio Return Channel).

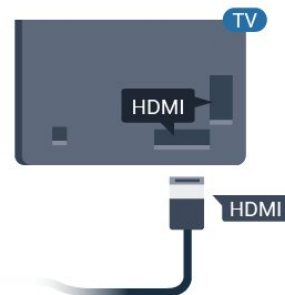
Se anche il dispositivo, di solito un sistema Home Theater (HTS), dispone del collegamento HDMI ARC, usarlo per qualsiasi collegamento HDMI sul televisore. Con il collegamento HDMI ARC, non è necessario collegare il cavo audio aggiuntivo che invia l'audio dell'immagine TV al sistema HTS. Il collegamento HDMI ARC combina entrambi i segnali.

È possibile utilizzare qualsiasi collegamento HDMI sul televisore per collegare il sistema HTS, ma il segnale

ARC è disponibile per 1 solo dispositivo/collegamento alla volta.



EasyLink HDMI-CEC deve essere attivato sul TV e sul dispositivo collegato.



---

## HDMI MHL

Con **HDMI MHL**, è possibile inviare il contenuto visualizzato sullo smartphone o tablet Android allo schermo di un televisore.

La connessione **HDMI 1** su questo televisore incorpora **MHL 2.0** (Mobile High-Definition Link).

Questa connessione cablata offre stabilità e larghezza di banda straordinarie, bassa latenza, nessuna interferenza wireless e riproduzione audio di buona qualità. Soprattutto, la connessione MHL consente di caricare la batteria dello smartphone o del tablet. Anche se è collegato, il dispositivo mobile non viene caricato se il televisore è in standby.

Informarsi su quale cavo MHL passivo è adatto al dispositivo mobile in uso. In particolare, con il connettore HDMI per il televisore su un lato, informarsi sul tipo di connettore necessario per connettersi allo smartphone o al tablet in uso.

MHL, Mobile High-Definition Link e il logo MHL sono marchi o marchi registrati di MHL, LLC.



---

## HDMI CEC - EasyLink

La connessione HDMI offre la migliore qualità delle immagini e del suono. Un cavo HDMI combina i segnali video e audio. Utilizzare un cavo HDMI per il segnale TV ad alta definizione (HD). Per un trasferimento ottimale della qualità del segnale, utilizzare un cavo HDMI ad alta velocità e non più lungo di 5 m.

Collegare i dispositivi compatibili con HDMI-CEC al TV; in questo modo è possibile controllarli con il telecomando del TV.

### Nota:

- EasyLink potrebbe non funzionare con dispositivi di altre marche.
- La funzionalità HDMI CEC può avere nomi diversi a seconda delle marche. Alcuni esempi: Anynet, Aquos Link, Bravia Theatre Sync, Kuro Link, Simplink e Viera Link. Non tutte le marche sono interamente compatibili con EasyLink. I nomi di esempio delle marche per la funzionalità HDMI CEC appartengono ai rispettivi proprietari.

---

## Attivazione o disattivazione di EasyLink

È possibile attivare o disattivare EasyLink. Il televisore viene fornito con le impostazioni EasyLink attivate.

Per disattivare completamente EasyLink...

Professional mode OFF – Premere Home. Premere (giù), selezionare Impostazioni e premere OK.

Selezionare Sorgenti > EasyLink e premere OK.

Selezionare EasyLink e premere OK.

Selezionare Spento e premere OK.

Premere BACK, ripetutamente se necessario, per chiudere il menu.

Professional mode ON – Fare riferimento al manuale di installazione.

---

## Telecomando EasyLink

Se si desidera la comunicazione dei dispositivi ma non si desidera utilizzarli tramite il telecomando del televisore, è possibile disattivare il telecomando EasyLink separatamente.

Per attivare o disattivare il telecomando EasyLink...

Professional mode OFF – Premere Home. Premere (verso il basso),

selezionare **Impostazioni** e premere **OK**.  
 Selezionare **Sorgenti > EasyLink**, e premere **OK**.  
 Selezionare **Telecomando EasyLink** e premere **OK**.  
 Selezionare **On od Off** e premere **OK**.  
 Premere **← BACK**, ripetutamente se necessario, per chiudere il menu.

Professional mode ON – Fare riferimento al manuale di installazione.

## 6.2 CAM con Smart Card – CI+

### CI+

Questo televisore è predisposto per l'utilizzo del modulo CAM CI+.

Il modulo CI+ consente di guardare programmi premium HD, come film ed eventi sportivi, offerti dalle emittenti televisive digitali nel Paese di residenza dell'utente. Questi programmi sono criptati dall'emittente e vengono decriptati tramite un modulo CI+ prepagato.

Le emittenti televisive digitali forniscono un modulo CI+ (CAM, Conditional Access Module) e la relativa smart card insieme all'abbonamento ai loro programmi premium. Questi programmi dispongono di un alto livello di protezione da copia.

Per ulteriori informazioni sui termini e le condizioni, contattare l'emittente televisiva digitale.



### Smart Card

Le emittenti televisive digitali forniscono un modulo CI+ (CAM, Conditional Access Module) e la relativa smart card insieme all'abbonamento ai loro programmi premium.

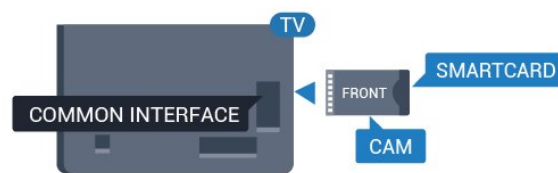
Inserire la smart card nel modulo CAM. Consultare le istruzioni ricevute dall'emittente.

Per inserire il modulo CAM nel TV...

- 1 - Per il corretto metodo di inserzione, attenersi alle istruzioni del modulo CAM. L'inserzione non corretta potrebbe danneggiare il modulo CAM e il TV.
- 2 - Guardando il retro del TV, con la parte anteriore del modulo CAM rivolta verso di sé, inserire

delicatamente il modulo CAM nello slot **COMMON INTERFACE**.

3 - Spingere a fondo il modulo CAM. Lasciarlo sempre all'interno dello slot.

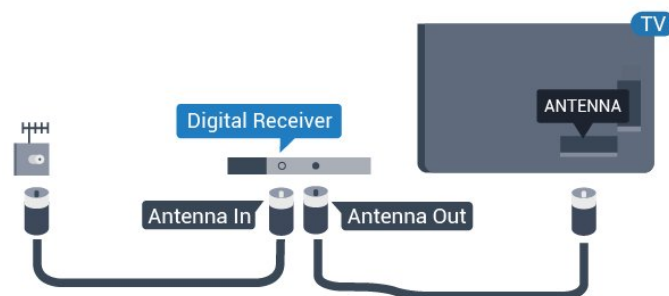


Quando si accende il TV, potrebbero essere necessari alcuni minuti prima che il modulo CAM venga attivato. Se viene inserito un modulo CAM e l'abbonamento è stato pagato (i metodi di connessione possono variare), è possibile guardare i canali criptati supportati dalla smart card CAM.

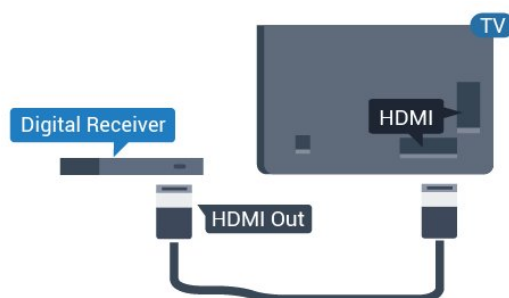
Il modulo CAM e la smart card sono esclusivi per il TV. Se si rimuove il modulo CAM, non sarà più possibile guardare i canali criptati supportati dal modulo CAM.

## 6.3 Ricevitore – Decoder

Per collegare l'antenna al decoder (un ricevitore digitale) o al televisore, utilizzare 2 cavi per antenna.



Accanto ai collegamenti dell'antenna, aggiungere un cavo HDMI per collegare il decoder al televisore.



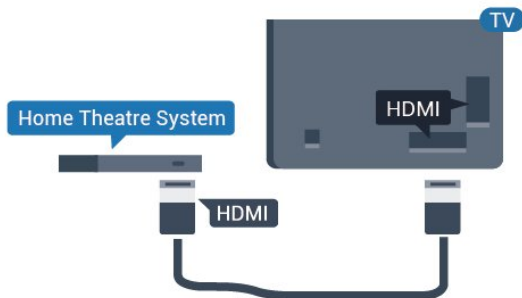
## Sistema Home Theatre (HTS)

### Collegamento con HDMI ARC

Utilizzare un cavo HDMI per collegare un sistema Home Theater (HTS) al televisore. È possibile collegare un sistema Philips Soundbar o HTS con un lettore disco integrato.

#### HDMI ARC

Se il sistema Home Theater in uso dispone di un collegamento HDMI ARC, è possibile utilizzare qualsiasi collegamento HDMI sul televisore per collegarlo. Con HDMI ARC, non è necessario collegare il cavo audio aggiuntivo. Il collegamento HDMI ARC combina entrambi i segnali. Tutti i collegamenti HDMI sul televisore possono offrire il segnale ARC (Audio Return Channel). Tuttavia, una volta collegato il sistema Home Theater, il televisore può inviare il segnale ARC solo a questo collegamento HDMI.



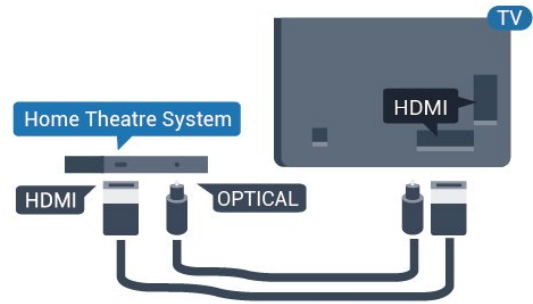
#### Sincronizzazione audio-video (sincronizzazione)

Se l'audio non è sincronizzato con le immagini sullo schermo, è possibile impostare un tempo di ritardo sulla maggior parte dei sistemi Home Theater con lettore disco in modo da far corrispondere l'audio alle immagini.

### Collegamento con HDMI

Utilizzare un cavo HDMI per collegare un sistema Home Theater (HTS) al televisore. È possibile collegare un sistema Philips Soundbar o HTS con un lettore disco integrato.

Se il sistema Home Theater non dispone del collegamento HDMI ARC, aggiungere un cavo audio ottico (Toslink) per inviare l'audio delle immagini televisive al sistema Home Theater.



#### Sincronizzazione audio-video (sincronizzazione)

Se l'audio non è sincronizzato con le immagini sullo schermo, è possibile impostare un tempo di ritardo sulla maggior parte dei sistemi Home Theater con lettore disco in modo da far corrispondere l'audio alle immagini.

## Smartphone e tablet

Per connettere uno smartphone o un tablet al televisore, è possibile utilizzare una connessione wireless o cablata.

#### Wireless

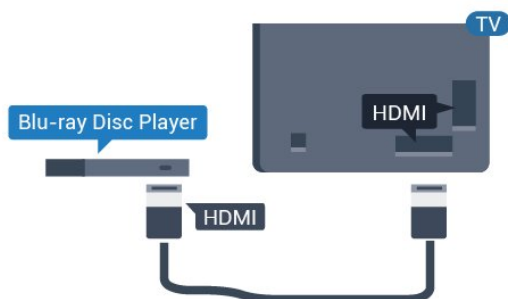
Per stabilire una connessione wireless, sullo smartphone o tablet scaricare Philips TV Remote App dal negozio di app preferito.

#### Cablata

Per stabilire una connessione cablata, utilizzare una connessione HDMI 1 MHL sulla parte posteriore del televisore.

## Lettore dischi Blu-ray


Utilizzare un cavo HDMI ad alta velocità per collegare il lettore dischi Blu-ray Disc al TV.

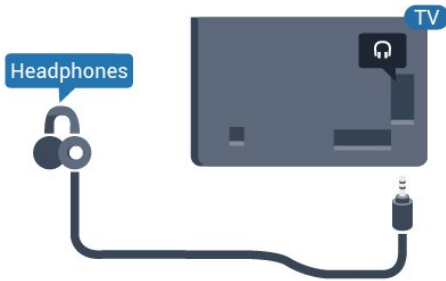


Se il lettore dischi Blu-ray dispone di EasyLink HDMI CEC, è possibile utilizzare il lettore con il telecomando del televisore.



## Cuffie

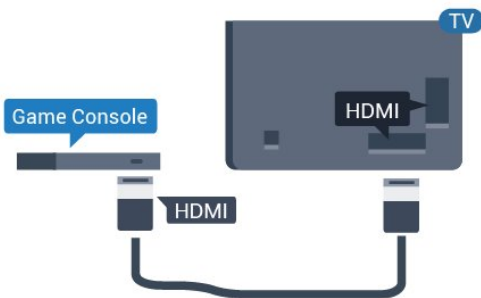
È possibile collegare le cuffie alla connessione  sul retro del TV. La connessione è del tipo mini-jack da 3,5 mm. È inoltre possibile regolare il volume delle cuffie separatamente.



## Console di gioco

### HDMI

Per una qualità ottimale, utilizzare un cavo HDMI ad alta velocità per collegare la console di gioco al televisore.



## Unità flash USB

È possibile visualizzare foto o riprodurre musica e video da un'unità flash USB.

Inserire un'unità flash USB in una dei collegamenti USB del TV mentre il TV è acceso.







Il televisore rileva l'unità flash e apre un elenco che ne visualizza il contenuto.


Se l'elenco dei contenuti non viene visualizzato

automaticamente...

Professional mode

OFF – Premere  Home, selezionare le applicazioni , selezionare  SOURCES. Selezionare USB e premere  OK.

Professional mode On – Premere  Home, selezionare Canali TV , selezionare  SOURCES. Selezionare USB e premere  OK.

Per interrompere la visualizzazione dei contenuti dell'unità flash USB, premere  o selezionare un'altra attività.

Per scollegare l'unità flash USB, è possibile estrarre l'unità flash in qualsiasi momento.

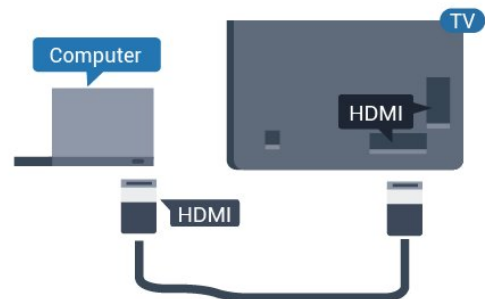
## Computer

### Collega

È possibile collegare il computer al televisore e utilizzarlo come monitor del computer.

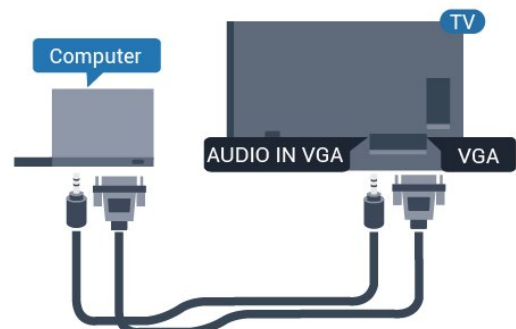
#### Tramite HDMI

Utilizzare un cavo HDMI per collegare il computer al televisore.



#### Con VGA (6014U)

Utilizzare un cavo VGA per collegare il computer al televisore e un cavo audio (mini-jack da 3,5 mm) per collegare il computer ad AUDIO IN - VGA sul retro del televisore.






---

## Impostazione ideale

Se si collega un computer, si consiglia di assegnare alla connessione, tramite la quale è stato collegato il computer, il nome del tipo di dispositivo corretto nel menu Sorgente. Se si passa a **Computer** nel menu Sorgente, sul televisore viene selezionata automaticamente l'impostazione ideale Computer.

Per configurare l'impostazione ottimale del televisore...





Professional mode OFF – Premere  Home.  
Premere  (verso il basso),  
selezionare **Impostazioni** e premere **OK**.

Selezionare **Immagine** e premere  (destra) per accedere al menu. Selezionare **Stile immagine > Computer** e premere **OK**.

Selezionare **On** oppure **Off** e premere **OK**.


Premere  ripetutamente, se necessario, per chiudere il menu.

Professional mode

ON – Premere  Home >  Più >   
**Impostazioni** >  **Immagine**. Premere **OK**.

Selezionare **Stile immagine > Computer** e premere **OK**.

Selezionare **On** oppure **Off** e premere **OK**.

Premere  ripetutamente, se necessario, per chiudere il menu.

(Per informazioni sulla modalità professionale consultare il manuale di installazione)

# Video, foto e musica

## 7.1

## Da un collegamento USB

È possibile visualizzare foto o riprodurre musica e video da un'unità flash USB o un hard disk USB collegato.

Con il TV acceso, collegare un'unità flash USB o un hard disk USB ai connettori USB. Il televisore rileva il dispositivo ed elenca i file multimediali.

Se l'elenco dei file non viene visualizzato automaticamente...

- 1 - Premere CANALI, selezionare Sorgenti.
- 2 - Selezionare Supporti digitali e premere **OK**.
- 3 - È possibile scorrere i file nella struttura della cartella organizzata sull'unità.
- 4 - Per interrompere la riproduzione di video, foto e musica, premere .

## 7.2

## Riproduzione dei video personali

### Riproduzione di video

#### Apertura della cartella dei video

- 1 - Premere CANALI, selezionare Sorgenti.
- 2 - Selezionare Supporti digitali , selezionare Video e premere **OK**.

Per tornare alla cartella, premere .

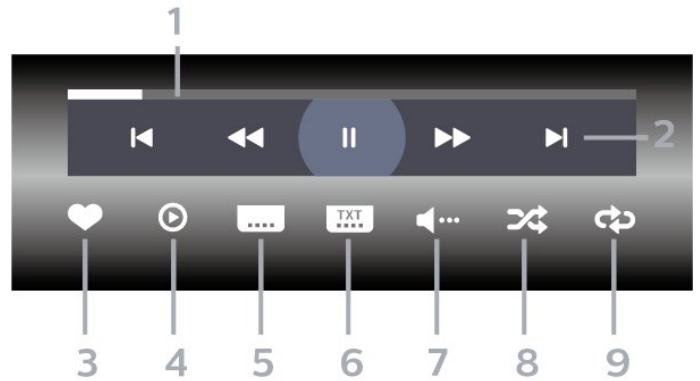
#### Riproduzione di un video

- 1 - Premere CANALI, selezionare Sorgenti.
- 2 - Selezionare Supporti digitali , selezionare Video e premere **OK**.
- 3 - Dopo aver selezionato uno dei video, è possibile premere Riproduci tutti per riprodurre tutti i file nella cartella o premere Contrassegna come preferito per aggiungere il video selezionato al menu - Preferiti.

Per mettere in pausa il video, premere **OK**. Premere di nuovo **OK** per continuare.

#### Barra di controllo

Per visualizzare o nascondere la barra di controllo durante la riproduzione di un video, premere **OK**.



- 1 - Barra di avanzamento
- 2 - Barra di controllo della riproduzione
  - : consente di passare al video precedente in una cartella
  - : consente di passare al video successivo in una cartella
  - : riavvolgimento
  - : avanzamento veloce
  - : consente di interrompere la riproduzione

- 3 - Contrassegna come preferito
- 4 - Consente di riprodurre tutti i video
- 5 - Sottotitoli: consente di attivare o disattivare i sottotitoli oppure di attivare i sottotitoli con l'audio disattivato.
- 6 - Lingua sottotitoli: consente di selezionare una Lingua sottotitoli (non disponibile con Professional mode ON.)
- 7 - Lingua audio: consente di selezionare la lingua dell'audio
- 8 - Casuale: consente di riprodurre i file in modalità casuale
- 9 - Ripeti: consente di riprodurre tutti i video nella cartella una volta o continuamente

## Opzioni video

Durante la riproduzione del video, premere **OPTIONS**, selezionare **Info** e premere **OK** per...

- **Contrassegna come preferito** – Impostazione del video selezionato come preferito.
- **Riproduci tutti** – Riproduzione di tutti i file video nella cartella.
- **Sottotitoli** – Se disponibili, è possibile selezionare le opzioni dei sottotitoli **On**, **Off** o **Acceso con audio disattivato**.
- **Lingua audio** – Se disponibile, è possibile selezionare una lingua per l'audio.
- **Casuale** – Riproduzione dei file in modalità casuale.
- **Ripeti** – Riproduzione di tutti i video nella cartella una volta o continuamente.

## Visualizzazione delle foto personali

### Visualizzazione di foto

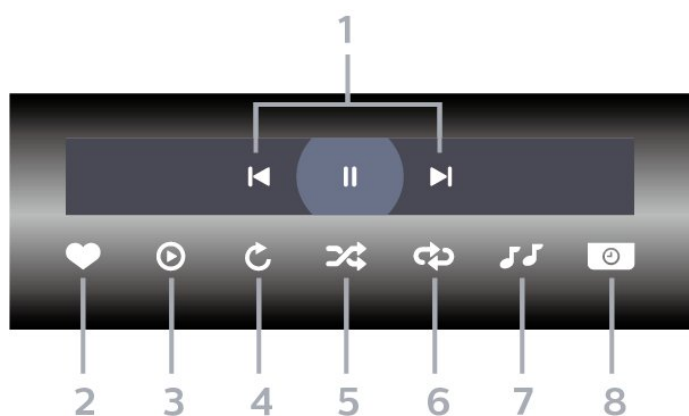
#### Apertura della cartella delle foto

- 1 - Premere CANALI, selezionare Sorgenti.
- 2 - Selezionare Supporti digitali, selezionare Foto e premere OK.

#### Visualizzazione di una foto

- 1 - Premere CANALI, selezionare Sorgenti.
- 2 - Selezionare Supporti digitali, selezionare Foto e premere OK.
- 3 - Dopo aver selezionato Foto e scelto una delle foto, è possibile premere Presentazione per riprodurre tutti i file nella cartella o premere Contrassegna come preferito per aggiungere la foto selezionata al menu - Preferiti.

#### Barra di controllo



- 1 - Barra di controllo della riproduzione
  - : consente di passare alla foto precedente in una cartella
  - : consente di passare alla foto successiva in una cartella
  - : consente di interrompere la presentazione

- 2 - Contrassegna come preferito
- 3 - Avvia una presentazione
- 4 - Consente di ruotare una foto
- 5 - Casuale: consente di riprodurre i file in modalità casuale
- 6 - Ripeti: consente di riprodurre tutte le foto nella cartella una volta o continuamente
- 7 - Consente di interrompere la riproduzione di musica in background (non disponibile con Professional mode ON)
- 8 - Consente di impostare la velocità della presentazione

## Opzioni per le foto

Durante la riproduzione del video, premere OPTIONS, selezionare Info e premere OK per...

- Contrassegna come preferito
- Avvia una presentazione
- Consente di ruotare una foto
- Casuale: consente di riprodurre i file in modalità casuale
- Ripeti: consente di riprodurre tutte le foto nella cartella una volta o continuamente
- Consente di interrompere la riproduzione di musica in background (non disponibile con Professional mode ON)
- Consente di impostare la velocità della presentazione

## Riproduzione dei brani musicali personali

### Riproduzione dei brani musicali

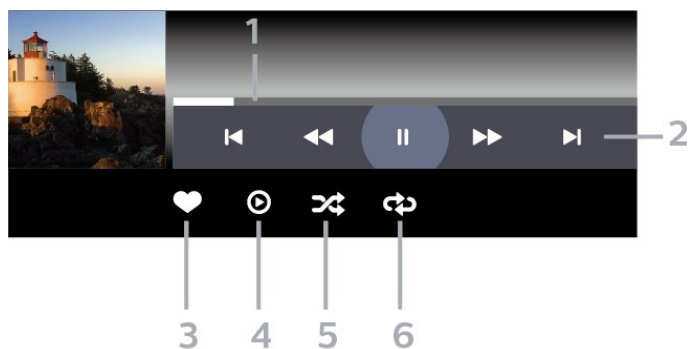
#### Apertura della cartella Musica

- 1 - Premere CANALI, selezionare Sorgenti.
- 2 - Selezionare Supporti digitali, selezionare Musica e premere OK.

#### Riproduzione di brani musicali

- 1 - Premere CANALI, selezionare Sorgenti.
- 2 - Selezionare Supporti digitali, selezionare Musica e premere OK.
- 3 - Dopo avere selezionato Contrassegna come preferito per aggiungere la cartella dei brani musicali al menu - Preferiti.
- 4 - È possibile trovare rapidamente un brano musicale utilizzando la classificazione Generi, Artisti, Album, Brani.

#### Barra di controllo



- 1 - Barra di avanzamento
- 2 - Barra di controllo della riproduzione
  - ◀: consente di passare alla canzone precedente in una cartella
  - ▶: consente di passare alla canzone successiva in una cartella
    - ◀◀: riavvolgimento
    - ▶▶: avanzamento veloce
    - ||: consente di interrompere la riproduzione

- 3 - Contrassegna come preferito
- 4 - Consente di riprodurre tutta la musica
- 5 - Casuale: consente di riprodurre i file in modalità casuale
- 6 - Ripeti: consente di riprodurre tutta la musica nella cartella una volta o continuamente

---

## Opzioni per la musica

Durante la riproduzione della musica, premere **+** **OPTIONS**, selezionare **Info** e premere **OK** per...

- Contrassegna come preferito
- Consente di riprodurre tutta la musica
- Casuale: consente di riprodurre i file in modalità casuale
- Ripeti: consente di riprodurre tutta la musica nella cartella una volta o continuamente


# Guida TV

---

## Utilizzo della guida TV

---

### Apertura della guida TV

Per aprire la guida TV, premere  TV GUIDE . La guida TV mostra i canali del sintonizzatore selezionato.

Premere di nuovo  TV GUIDE per chiudere.

La prima volta che si apre la guida TV, il TV scorre tutti i canali televisivi alla ricerca delle informazioni sui programmi. Questa procedura potrebbe richiedere alcuni minuti. I dati della guida TV vengono memorizzati sul televisore.

---

# Giochi

---



## Riproduzione di un gioco

---



### Da una console di gioco


Per avviare un gioco da una console di gioco...


Accendere la console di gioco.

Professional mode OFF – Premere  Home, selezionare le applicazioni . Scegliere Sorgenti e premere OK.



Avviare il gioco.


Premere ripetutamente  BACK oppure premere  EXIT o ancora interrompere l'applicazione con il pulsante dedicato Esci/Stop.

Per ulteriori informazioni sul collegamento di una console di gioco, in Guida, premere il tasto colorato  Parole chiave e cercare Console di gioco, collegamento.

Professional mode ON – Premere  SOURCES e selezionare una console di gioco o il nome della connessione.

Avviare il gioco.



Premere ripetutamente  BACK oppure premere  EXIT o ancora interrompere l'applicazione con il pulsante dedicato Esci/Stop.

Per ulteriori informazioni sul collegamento di una console di gioco, in Guida, premere il tasto colorato  Parole chiave e cercare Console di gioco, collegamento.



---



### Da applicazioni

Per avviare un gioco da un'applicazione di giochi...



Professional mode Off – Premere  Home, selezionare le applicazioni  quindi selezionare Google Play Giochi.

Registra l'account Google personale e avvia un gioco.

Premere ripetutamente  BACK oppure premere  EXIT o ancora interrompere l'applicazione con il pulsante dedicato Esci/Stop.

Professional mode ON – Premere  Home. Selezionare  Giochi.

Registra l'account Google personale e avvia un gioco.

Premere ripetutamente  BACK oppure premere  EXIT o ancora interrompere l'applicazione con il pulsante dedicato Esci/Stop.

# Applicazione Professional Menu






## Informazioni sull'applicazione Professional Menu

Dall'applicazione Professional Menu, è possibile avviare tutte le attività possibili relative al televisore.

La parte sinistra dell'applicazione Professional Menu è organizzata in righe...

- Consigliato 
- Canali TV 
- Cast 
- Giochi 
- Più 



La parte superiore destra dell'applicazione Professional Menu è organizzata in righe...

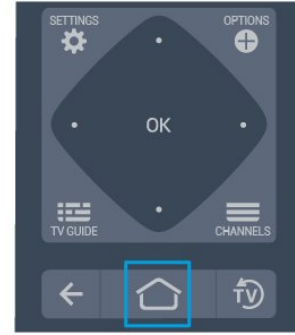
- Gestisci account
- Messaggi  (Questa è una funzione opzionale che dipende dalle impostazioni interne dell'hotel.)
- Conto  (Questa è una funzione opzionale che dipende dalle impostazioni interne dell'hotel.)
- Imposta sveglia 
- Meteo 
- Lingua menu 
- Ora corrente

## Apertura dell'applicazione Professional Menu

Professional mode OFF - Fare riferimento al capitolo "Schermata home Android TV".

Professional mode ON - Consente di aprire l'applicazione Professional Menu e aprire un elemento...




- 1 - Aprire l'applicazione Professional Menu premendo Home .
- 2 - Selezionare un'attività utilizzando i pulsanti freccia e premere OK per iniziare l'attività.
- 3 - Per chiudere l'applicazione Professional Menu senza modificare l'attività corrente, premere .



All'apertura dell'applicazione Professional Menu, l'applicazione in esecuzione in background/riproduzione dei contenuti sarà interrotta. È necessario selezionare l'applicazione o i contenuti dall'applicazione menu Professional per riprendere.

## Consigliato

Per aprire l'applicazione Professional Menu e aprire Consigliato...





- 1 - Aprire l'applicazione Professional Menu.
- 2 - Selezionare **Consigliato**  e premere OK per aprirla o avviarla.
- 3 - Selezionare  Canali TV consigliati. Scegliere un canale e premere OK.
- 4 - Selezionare  Applicazioni. Selezionare un'applicazione dall'elenco e premere OK.

## Canali TV

### Elenchi di canali

#### Info sugli elenchi di canali

Dopo l'installazione di un canale, tutti i canali vengono visualizzati nell'elenco dei canali. I canali vengono mostrati con il loro nome e logo se tali informazioni sono disponibili.

Con un elenco di canali selezionato, premere la freccia  (su) o  (giù) per selezionare un canale, quindi premere OK per guardare il canale selezionato. È possibile sintonizzarsi solo sui canali inclusi in tale elenco utilizzando il tasto  o .



## Stazioni radio

Se sono disponibili trasmissioni digitali, le stazioni radio digitali vengono sintonizzate durante l'installazione. Selezionare un canale radio esattamente come per un canale TV.

---

### Apertura di un elenco di canali

Per aprire l'elenco dei canali corrente...

1. Premere **TV**, per passare a TV.
2. Premere **≡ CANALI** per aprire l'elenco canali corrente. Selezionare **≡ Tutti i canali** per visualizzare sia i canali TV sia i canali radio. Selezionare **TV** per visualizzare solo i canali TV. Selezionare **➔** per visualizzare solo i canali radio.
3. Premere nuovamente **≡ CANALI** per chiudere l'elenco canali.

---

## Visione dei canali

### Sintonizzarsi su un canale

Per guardare i canali TV, premere **TV**. Il televisore si sintonizza sull'ultimo canale guardato.

### Cambio del canale

- Per cambiare canale, premere **≡ + o ≡ -**.

### Canale precedente

- Per tornare al canale sintonizzato in precedenza, premere **← BACK**.

### Elenco canali

Mentre si sta guardando un canale TV, premere **≡** per aprire le liste canali.

---

## Opzioni per i canali

### Apertura delle opzioni

Durante la visione di un canale, è possibile impostare alcune opzioni.

In base al tipo di canale che si sta guardando (analogico o digitale) o alle impostazioni TV eseguite, sono disponibili alcune opzioni.

Per aprire il menu delle opzioni...

- 1 - Mentre si sta guardando un canale, premere **⊕ OPTIONS**.
- 2 - Premere di nuovo **⊕ OPTIONS** per chiudere.

10.5

---

## Canali TV

---

### Elenchi di canali

#### Info sugli elenchi di canali

Dopo l'installazione di un canale, tutti i canali vengono visualizzati nell'elenco dei canali. I canali vengono mostrati con il loro nome e logo se tali informazioni sono disponibili.

Con un elenco di canali selezionato, premere la freccia **▲** (su) o **▼** (giù) per selezionare un canale, quindi premere **OK** per guardare il canale selezionato. È possibile sintonizzarsi solo sui canali inclusi in tale elenco utilizzando il tasto **≡ + o ≡ -**.

## Stazioni radio

Se sono disponibili trasmissioni digitali, le stazioni radio digitali vengono sintonizzate durante l'installazione. Selezionare un canale radio esattamente come per un canale TV.

---

### Apertura di un elenco di canali

Per aprire l'elenco dei canali corrente...

1. Premere **TV**, per passare a TV.
2. Premere **≡ CANALI** per aprire l'elenco canali corrente. Selezionare **≡ Tutti i canali** per visualizzare sia i canali TV sia i canali radio. Selezionare **TV** per visualizzare solo i canali TV. Selezionare **➔** per visualizzare solo i canali radio.
3. Premere nuovamente **≡ CANALI** per chiudere l'elenco canali.

---

## Visione dei canali

### Sintonizzarsi su un canale

Per guardare i canali TV, premere **TV**. Il televisore si sintonizza sull'ultimo canale guardato.

### Cambio del canale

- Per cambiare canale, premere **≡ + o ≡ -**.

### Canale precedente

- Per tornare al canale sintonizzato in precedenza, premere **← BACK**.

### Elenco canali

Mentre si sta guardando un canale TV, premere **≡** per aprire le liste canali.

---

## Opzioni per i canali

---

### Apertura delle opzioni

Durante la visione di un canale, è possibile impostare alcune opzioni.

In base al tipo di canale che si sta guardando (analogico o digitale) o alle impostazioni TV eseguite, sono disponibili alcune opzioni.

Per aprire il menu delle opzioni...

- 1 - Mentre si sta guardando un canale, premere **+** **OPTIONS**.
- 2 - Premere di nuovo **+** **OPTIONS** per chiudere.

---

10.6

## Google Cast

---

### Cosa serve?

Se un'applicazione sul dispositivo mobile dispone di Google Cast, è possibile proiettare l'applicazione sul TV. Nell'applicazione mobile, cercare l'icona di Google Cast. È possibile utilizzare il dispositivo mobile per controllare ciò che viene proiettato sul TV. Google Cast funziona su Android e iOS.

Il dispositivo mobile deve essere collegato alla stessa rete domestica Wi-Fi del TV.

### Applicazioni con Google Cast

Ogni giorno, vengono rese disponibili nuove applicazioni Google Cast. È già possibile provarle con YouTube, Chrome, Netflix, Photowall... o Big Web Quiz for Chromecast. Vedere anche [google.com/cast](http://google.com/cast)

Alcuni prodotti e funzioni di Google Play non sono disponibili in tutti i Paesi.


Ulteriori informazioni su [support.google.com/androidtv](http://support.google.com/androidtv)

---

## Proiezione sul TV

Per proiettare un'applicazione sullo schermo del TV...

Apertura dell'applicazione Professional Menu e aprire Cast...

- 1 - Aprire l'applicazione Professional Menu.
- 2 - Selezionare **Cast**  e premere **OK** per aprirla o avviarla.
- 3 - Connettere lo smartphone alla TV utilizzando Wi-Fi Direct (eseguire la scansione del codice QR o utilizzare l'SSID WiFi e la password). Aprire un'applicazione che supporta Google Cast.
- 4 - Individuare l'icona di Google Cast.
- 5 - Selezionare il TV su cui si desidera effettuare la

proiezione.

6 - Premere Riproduci sullo smartphone o sul tablet. Sul TV, dovrebbe venire avviata la riproduzione dei contenuti selezionati.

---

10.7

## Giochi

Per aprire l'applicazione Professional Menu e Giochi...

- 1 - Aprire l'applicazione Professional Menu.
- 2 - Selezionare **Giochi**  e premere **OK**.

### Impostazione di gioco ideale

Per alcuni giochi che richiedono velocità e precisione, impostare il televisore sull'impostazione **Gioco** ideale prima di iniziare a giocare.

Se la console di gioco viene aggiunta come tipo di dispositivo **Gioco** nel menu Sorgenti (elenco dei collegamenti), il televisore viene impostato automaticamente sull'opzione di gioco.

Se il tipo di console di gioco in uso viene impostato come **Letto** e utilizzato nella maggior parte dei casi come lettore di dischi, lasciare impostato il tipo di dispositivo su **Letto**.

Per impostare manualmente il televisore sull'opzione ideale. . .

- 1 - Selezionare **Home** > **More** > **Impostazioni** > **Immagine** > **Stile immagine**.
- 2 - Selezionare **Gioco** e premere **OK**.
- 3 - Premere ripetutamente **←**, se necessario, per chiudere il menu. Ricordarsi di reimpostare l'opzione **Gioco** o computer su **Off** quando si smette di giocare.

---

10.8

## Più

Apertura dell'applicazione Professional Menu e apertura di Più...

- 1 - Aprire l'applicazione Professional Menu.
- 2 - Selezionare **Più** e premere **OK** per aprirla o avviarla.
- 3 - Selezionare **Impostazioni**.

• Immagine  :

Alternare l'uso degli stili immagine preimpostati. Sono disponibili stili ottimizzati per la visione di film o foto, ecc.

• Suono  :

Alternare l'uso degli stili audio preimpostati. Sono disponibili stili ottimizzati per guardare film, ascoltare musica o giocare.

#### • Formato immagine


Selezionare un formato immagine adatto allo schermo.

#### • Lingua menu

Selezionare la lingua e premere OK.

4 - Selezionare  Caratteristiche, e premere OK.


#### • Imposta sveglia

consente di impostare una sveglia sul televisore. Il TV può attivarsi in un orario della sveglia definito. In alternativa, l'ora della sveglia può essere impostata premendo il pulsante  sul telecomando.


#### • Sleep Timer

La barra di scorrimento consente di impostare il tempo massimo fino a 180 minuti in incrementi di 5 minuti. Se l'impostazione è su 0 minuti, la funzione Sleptimer viene disattivata. È comunque possibile spegnere il televisore prima o reimpostare il tempo durante il conto alla rovescia.

#### • Meteo

Visualizza la temperatura osservata, contiene 5 giorni di previsioni meteo per la località attuale. In alternativa, l'ora della sveglia può essere impostata premendo il pulsante  sul telecomando.

5 - Selezionare Personale  e premere OK.

• Conto  : consente agli ospiti dell'hotel di visualizzare il conto dell'hotel durante il soggiorno. (Solo in Professional mode ON.)

#### • Messaggi

Gli ospiti ricevono una notifica quando al TV arriva un nuovo messaggio da parte dell'hotel. (Solo in Professional mode ON.)

#### • Visualizzazione messaggio

Cambia il modo in cui vengono visualizzate le notifiche dei messaggi. (Solo in Professional mode ON.)

#### • Gestisci account

Durante l'accesso all'account Google utilizzando il telefono o il computer portatile, assicurarsi che il telefono o il laptop sia connesso alla stessa rete del TV, quindi immettere il codice visualizzato sul TV per completare la procedura di registrazione. L'ospite può anche utilizzare l'indirizzo e-mail e la password dell'account Google per registrarsi.

#### • Cancella la cronologia

Cancella credenziali personali da tutte le applicazioni (eliminate automaticamente dopo il check-out, solo in Professional mode ON.)

10.9


## Impostazioni professionali

## Stile immagine

### Selezione di uno stile

Premere  Home >  Più >  Impostazioni >  Immagine > Stile immagine.

Per facilitare la regolazione delle immagini, è possibile selezionare un'impostazione predefinita con Stile immagine.





- Personale: le preferenze per le immagini impostate durante la prima accensione.
- Vivace: ideale per la visione di giorno.
- Naturale: impostazioni naturali delle immagini
-  Standard: l'impostazione migliore per il risparmio energetico (impostazione predefinita)
- Film: ideale per guardare i film
- Gioco: ideale per giocare
- Computer: ideale per connettere lo schermo di un computer

## Formato immagine

### Scelta del formato delle immagini

Se l'immagine non riempie tutto lo schermo o se si vedono delle bande nere in alto, in basso o ai lati, è possibile regolare l'immagine affinché riempia completamente lo schermo.

Per selezionare una delle impostazioni di base per riempire lo schermo...





Premere  Home >  Più >  Impostazioni >  Formato immagine.

A seconda dell'immagine sullo schermo, sono disponibili i formati seguenti.

- Schermo largo
- Riempi schermo
- Adatta a schermo
- Non in scala

## Stile audio

### Selezione di uno stile

Premere  Home >  Più >  Impostazioni >  Suono > Stile audio.





Per facilitare la regolazione del suono, è possibile selezionare un'impostazione predefinita con Stile audio.

- Personale - Le scelte effettuate in Personalizza immagine e audio
- Originale: le impostazioni audio più neutre
- Film: ideale per guardare i film
- Musica: ideale per ascoltare la musica.
- Gioco: ideale per giocare
- Notizie: ideale per la lettura di informazioni

---

## Lingua

Modifica della lingua dei menu e dei messaggi del TV





Premere  Home >  Più >  Impostazioni >  Lingua menu.

Selezionare la lingua e premere **OK**.

---

## Consumo energetico, controllo





Impostazione dello spegnimento schermo per risparmi sul consumo energetico



Premere  Home >  Più >  Caratteristiche >  Sleep Timer > Spegnim. schermo.

Se si ascolta solo musica sul TV, è possibile disattivare lo schermo TV.

In questo caso, si spegnerà solo lo schermo. Per riaccendere lo schermo, premere un tasto qualsiasi sul telecomando.

Impostazione del timer di spegnimento del TV

Premere  Home >  Più >  Caratteristiche >  Sleep Timer > Sleep Timer.

Premere le frecce  (su) o  (giù) per regolare il valore. Il valore 0 (Spegnimento) disattiva la funzione di spegnimento automatico.

Selezionare Timer di spegnimento e il TV si spegne automaticamente per risparmiare energia.

\* Il TV si spegne se, pur ricevendo un segnale televisivo, non viene premuto un tasto sul telecomando per un periodo di 4 ore.

\* Il TV si spegne se non riceve un segnale televisivo né un input dal telecomando per 10 minuti.

\* Se si utilizza il televisore come monitor o si utilizza un ricevitore digitale (decoder - STB) per guardare la TV e non si utilizza il telecomando, disattivare la funzione di spegnimento automatico, per impostare il valore su 0.

---

10.10

## Account Google

---

### Accedi

Per sfruttare appieno le funzionalità del TV Philips Android, è possibile accedere a Google con il proprio account Google.

Effettuando l'accesso, sarà possibile giocare ai videogiochi preferiti sul telefono, sul tablet e sul TV. Si riceveranno anche suggerimenti personalizzati su video e musica nella schermata principale del TV e si otterrà l'accesso a YouTube, Google Play e altre applicazioni.

Utilizzare il proprio account Google esistente per accedere a Google sul TV. L'account Google è costituito da un indirizzo e-mail e da una password. Se non si dispone ancora di un account Google, utilizzare il computer o il tablet per crearne uno ([accounts.google.com](https://accounts.google.com)). Se non è stato effettuato l'accesso durante la prima installazione del TV, è possibile sempre effettuarlo in un momento successivo.

### Accedi

Premere  > Apri la schermata dell'applicazione Professional Menu.

Scegliere Gestisci account nella parte superiore destra della schermata dell'applicazione del Professional Menu e premere **OK**. Con la tastiera su schermo, immettere l'indirizzo e-mail e la password, quindi premere lo stesso tasto **OK** per registrarsi.

# Schermata Home Android TV

## Info sulla schermata Home Android TV

Per sfruttare appieno i vantaggi del TV Android, collegarlo a Internet.

Come su uno smartphone o tablet Android, la schermata Home è il centro di questo televisore. Dalla schermata Home è possibile decidere cosa guardare, sfogliando tra le opzioni di intrattenimento nell'app e nella Live TV. La home page contiene canali per scoprire i fantastici contenuti delle proprie app preferite. È possibile aggiungere anche ulteriori canali o trovare nuove app per visualizzare più contenuti.

## Apertura della schermata Home Android TV

Professional mode ON - Fare riferimento al manuale di installazione.

Professional mode OFF - Per aprire la schermata iniziale della Android TV e aprire un elemento...

1 - Premere Menu e accedere a "Collezione Philips", quindi premere OK.

2 - Selezionare un'attività utilizzando i pulsanti freccia e premere **OK** per iniziare l'attività.

3 - Per chiudere il menu Home senza modificare l'attività corrente, premere **←**.



All'apertura della schermata Home Android TV, l'applicazione in esecuzione in

background/riproduzione dei contenuti sarà interrotta. È necessario selezionare l'applicazione o i contenuti dalla schermata Home Android TV per riprenderne la visione.

## Impostazioni Android TV

### Immagine

#### Impostazioni delle immagini

##### Stile immagine

##### Selezione di uno stile

Premere **⇨** > **⚙** Impostazioni > Immagine > Stile immagine.

Per facilitare la regolazione delle immagini, è possibile selezionare un'impostazione predefinita con Stile immagine.

- Personale: le preferenze per le immagini impostate durante la prima accensione.
- Vivace: ideale per la visione di giorno.
- Naturale: impostazioni naturali delle immagini
- **🍃** Standard: l'impostazione migliore per il risparmio energetico (impostazione predefinita)
- Film: ideale per guardare i film
- Gioco: ideale per giocare
- Computer: ideale per connettere lo schermo di un computer

#### Colore, Contrasto, Nitidezza, Luminosità

##### Regolazione del colore dell'immagine

Premere **⇨** Home > **⚙** Impostazioni > Immagine > Colore.

Premere le frecce **⬆** (in su) o **⬇** (in giù) per regolare il valore della saturazione del colore dell'immagine.

##### Regolazione del contrasto dell'immagine

Premere **⇨** Home > **⚙** Impostazioni > Immagine > Contrasto. Premere le frecce **⬆** (in su) o **⬇** (in giù) per regolare il valore del contrasto dell'immagine.



È possibile ridurre il valore del contrasto per diminuire il consumo energetico.

##### Regolazione della nitidezza dell'immagine



Premere **⇨** Home > **⚙** Impostazioni > Immagine > Nitidezza.

Premere le frecce **⬆** (in su) o **⬇** (in giù) per regolare il valore della nitidezza dell'immagine.

## Regolazione della luminosità

Premere  Home >  Impostazioni

> Immagine > Luminosità.

Premere i tasti freccia  (su) o  (giù) per impostare il livello di luminosità del segnale dell'immagine.

**Nota:** Se si imposta un valore di luminosità molto lontano dal valore di riferimento (50), il contrasto potrebbe essere inferiore.

---

## Impostazioni avanzate dell'immagine

---

### Impostazioni del colore

---

#### Impostazioni colore avanzate

Regolazione dell'ottimizzazione dei colori



Premere  Home >  Impostazioni >

Immagine > Avanzate > Colore > Ottimizzazione dei colori.

Selezionare **Massimo**, **Media**, o **Minimo** per configurare il livello di intensità del colore e i dettagli in colori luminosi.

Selezione dell'impostazione predefinita per la temperatura del colore



Premere  Home >  Impostazioni >

Immagine > Avanzate > Colore > Temperatura del colore.

Selezionare **Normale**, **Caldo** o **Freddo** per impostare la temperatura del colore che si preferisce.

Personalizzazione della temperatura del colore





Premere  Home >  Impostazioni >

Immagine > Avanzate > Colore > Temperatura colore personalizzata.

Selezionare **Personalizza** nel menu **Temperatura del colore**, per personalizzare una temperatura del colore di preferenza. Premere le frecce  (su) o  (giù) per regolare il valore. **WP** è il punto di bianco e **BL** il livello di nero. È anche possibile selezionare una delle impostazioni predefinite in questo menu.

---

## Impostazioni di contrasto avanzate

---

### Modalità di contrasto



Premere  Home >  Impostazioni >

Immagine > Avanzate > Contrasto > Modalità contrasto.

Selezionare **Normale**, **Ottimizzato per le immagini** oppure **Ottimizzato per il risparmio energetico** per configurare il TV in modo che riduca automaticamente il contrasto, migliori al massimo il consumo energetico o l'esperienza di visualizzazione

dell'immagine. Altrimenti scegliere **Off** per sospendere la regolazione.

---

## Contrasto dinamico



Premere  Home >  Impostazioni >

Immagine > Avanzate > Contrasto > Contrasto dinamico.

Selezionare **Massimo**, **Media** o **Minimo** per impostare il livello in cui il TV migliora automaticamente i dettagli nelle aree scure, mediamente illuminate e illuminate dell'immagine.

---

## Contrasto video, Gamma

Contrasto video





Premere  Home >  Impostazioni >

Immagine > Avanzate > Contrasto > Contrasto video.

Premere i tasti freccia  (su) o  (giù) per regolare il livello di contrasto video.

Gamma





Premere  Home >  Impostazioni >

Immagine > Avanzate > Contrasto > Gamma.

Premere i tasti freccia  (su) o  (giù) per configurare un'impostazione non lineare per la luminanza e il contrasto dell'immagine.

---

## Impostazioni di nitidezza avanzate

---

### Risoluzione Ultra

Premere  Home >  Impostazioni > Immagine > Avanzate > Nitidezza > Ultra Resolution.



Selezionare **Accensione** per una nitidezza superiore delle linee e dei dettagli.

---

## Cancellazione immagine

---

### Riduz. rumore



Premere  Home >  Impostazioni > Immagine > Avanzate > Cancellazione immagine > Riduzione rumore.

Selezionare **Massimo**, **Media** o **Minimo** per configurare il livello di rimozione del rumore nei contenuti video.

Il rumore è visibile principalmente come puntini in movimento nell'immagine sullo schermo.

---

## Nitidezza, Riduzione artefatti MPEG

Premere  Home >  Impostazioni > Immagine > Avanzate > Cancellazione immagine > Riduzione artefatti MPEG.

Selezionare Massimo, Media o Minimo per ottenere vari gradi di fluidità degli artefatti nei contenuti video digitali.




Gli artefatti MPEG sono per lo più visibili come piccoli blocchi o bordi frastagliati nelle immagini sullo schermo.

---

## Formato immagine

Se l'immagine non riempie tutto lo schermo o se si vedono delle bande nere in alto, in basso o ai lati, è possibile regolare l'immagine affinché riempia completamente lo schermo.

Per selezionare una delle impostazioni di base per riempire lo schermo...

- 1 - Mentre si guarda un canale TV, premere  Home >  Impostazioni > Immagine > Formato immagine.
- 2 - Selezionare un formato dall'elenco e premere **OK**.
- 3 - Premere  **BACK**, ripetutamente se necessario, per chiudere il menu.

A seconda dell'immagine sullo schermo, sono disponibili i seguenti formati. . .



- Schermo largo
- Riempi schermo
- Adatta a schermo
- Non in scala

---

## Suono

### Stile audio

#### Selezione di uno stile

Premere  Home >  Impostazioni > Suono > Stile audio.



Per facilitare la regolazione del suono, è possibile selezionare un'impostazione predefinita con Stile audio.

- Personale - Le scelte effettuate in Personalizza immagine e audio
- Originale: le impostazioni audio più neutre
- Film: ideale per guardare i film
- Musica: ideale per ascoltare la musica.
- Gioco: ideale per giocare
- Notizie: ideale per la lettura di informazioni.

---

## Gestione del suono

### Selezionare un dispositivo.

Premere  Home >  Impostazioni > Suono > Gestione del suono.

Configurazione dei dispositivi di uscita audio.

- Altoparlanti TV - Imposta il TV per riprodurre l'audio sul TV o sul sistema audio collegato.
- Altoparlanti Headphone/Bathroom - On/Off.
- Cuffie/bagno vol altop. fisso - Se è abilitata, il livello del volume di cuffie/bagno sarà fisso sulle impostazioni di accensione.
- Rilevamento cuffie - On/Off.

---

## Posizione TV

Premere  Home >  Impostazioni > Suono > Posizione TV.

Selezionare Su un supporto TV o Sulla parete per una riproduzione migliore dell'audio, a seconda dell'impostazione.



---

## All'avanguardia



---

## Consumo energetico, controllo

### Sleeptimer

Premere  Home >  Impostazioni > Impostazioni Eco > Sleep Timer.

Imposta il TV per passare automaticamente in standby dopo un periodo di tempo specificato. Per disabilitare questa funzione, impostare l'orario su zero.

Premere le frecce  (su) o  (giù) per regolare il valore. Il valore 0 (Spegnimento) disattiva la funzione di spegnimento automatico.

Selezionare Timer di spegnimento e il TV si spegne automaticamente per risparmiare energia.



\* Il TV si spegne se, pur ricevendo un segnale televisivo, non viene premuto un tasto sul telecomando per un periodo di 4 ore.

\* Il TV si spegne se non riceve un segnale televisivo né un input dal telecomando per 10 minuti.

\* Se si utilizza il televisore come monitor o si utilizza un ricevitore digitale (decoder - STB) per guardare la TV e non si utilizza il telecomando, disattivare la funzione di spegnimento automatico, per impostare il valore su **0**.

---

## Spegnimento schermo

Premere  Home >  Impostazioni >

Impostazioni Eco > Spegnim. schermo.

Se si ascolta solo musica sul TV, è possibile disattivare lo schermo TV.



In questo caso, si spegnerà solo lo schermo. Per riaccendere lo schermo, premere un tasto qualsiasi sul telecomando.

---

## Regione, e lingua

---

### lingue



Premere  Home >  Impostazioni > Regione, e Lingua > Lingue.

Configura le impostazioni della regione o delle lingue.

- Lingua menu/sistema Android - Modifica la lingua di menu e messaggi.
- Lingua audio principale - Imposta la preferenza principale per la lingua audio nelle trasmissioni.
- Lingua audio secondaria - Imposta la preferenza successiva per la lingua audio nelle trasmissioni.
- Lingua sottotitoli principale - Imposta la preferenza principale per la lingua dei sottotitoli nelle trasmissioni.
- Lingua sottotitoli secondaria - Imposta la preferenza successiva per la lingua dei sottotitoli nelle trasmissioni.
- Lingua televideo principale - Imposta la preferenza principale per la lingua del televideo nelle trasmissioni.
- Lingua televideo secondario - Imposta la preferenza successiva per la lingua del televideo nelle trasmissioni.


---

## Impostazioni di accesso universale



Premere  >  Impostazioni > Accessibilità > Accesso universale.

Con Accesso universale, il TV viene predisposto per l'uso da parte di persone con problemi di udito o di vista.

### Accensione delle impostazioni di accesso universale

Premere  >  Impostazioni > Accessibilità > Accesso universale > On.



### Accesso universale per non udenti

Premere  >  Impostazioni > Accessibilità > Accesso universale > Non udenti > On.

- Alcuni canali televisivi digitali trasmettono audio e sottotitoli speciali adatti a persone con handicap uditivi.



- Se l'opzione è attiva, il TV passa automaticamente all'audio e ai sottotitoli speciali, se disponibili.

### Accesso universale per non vedenti o ipovedenti

Premere  >  Impostazioni > Accessibilità > Accesso universale > Descrizione audio > Descrizione audio > On.

I canali TV digitali possono trasmettere commenti audio speciali che descrivono ciò che accade sullo schermo.

 Impostazioni > Accessibilità > Accesso universale > Descrizione audio > Volume misto, Effetti audio, Voce.

- Selezionare Volume misto per combinare il volume dell'audio normale con i commenti audio. Premere le frecce  (su) o  (giù) per regolare il valore.
- Impostare Effetti audio su Accensione per ottenere effetti audio aggiuntivi nell'audio del commento, come stereo o dissolvenza.
- Selezionare Voce per impostare la preferenza vocale, Descrittivo o Sottotitoli.

---

## Blocco contenuti



---

### Livello di classificazione

Premere  >  Impostazioni > Classificazione contenuti.

Per evitare che i bambini guardino un programma non adatto alla loro età, è possibile impostare una fascia d'età. I canali digitali possono avere programmi classificati per fascia d'età. Quando la fascia d'età indicata da un programma è uguale o superiore a quella dell'età impostata, il programma viene bloccato. Per guardare un programma bloccato, è necessario immettere il codice.

### Per impostare una fascia d'età

Premere >  >  Impostazioni > Classificazione contenuti > Livello classificazione.

Selezionare l'età e premere OK. Per disattivare il blocco per fascia d'età, selezionare Nessuno. Tuttavia, in alcuni paesi è necessario impostare una fascia di età.

---



### Imposta codice e Modifica codice

Premere  Home >  Impostazioni > Classificazione contenuti.

Il codice per Blocco bambini viene utilizzato per bloccare o sbloccare canali o programmi.



Impostare il nuovo codice o ripristinare il codice modificato.

Premere  Home >  Impostazioni > Classificazione contenuti > Modifica codice.

Nota:

se si dimentica il codice PIN, è possibile sovrascrivere il codice attuale **8888** e inserirne uno nuovo.

11.4

## Collegamento del TV Android

### Rete e Internet

#### Rete domestica

Per sfruttare appieno le funzionalità del TV Philips Android, è necessario connetterlo a Internet.

Collegare il TV a una rete domestica con connessione a Internet ad alta velocità. È possibile collegare il TV al router di rete sia in modalità wireless che cablata.

#### Connetti a rete

##### Connessione wireless

#### Cosa serve?

Per collegare il TV a Internet in modalità wireless, è necessario un router Wi-Fi con connessione a Internet.

Utilizzare una connessione Internet ad alta velocità (banda larga).



#### Connessione

##### Connessione - WIRELESS

Premere  Home >  Impostazioni >  Wireless e reti > Connetti a rete > WIRELESS.


1 - Nell'elenco delle reti rilevate, selezionare la propria rete wireless. Se la rete non è presente nell'elenco, perché il nome della rete è nascosto

(trasmissione SSID del router disattivata), selezionare Aggiungi nuova rete per immettere manualmente il nome.

2 - A seconda del tipo di router, immettere la chiave di crittografia (WEP, WPA o WPA2). Se la chiave di crittografia per questa rete è già stata inserita, selezionare OK per eseguire immediatamente la connessione.

3 - Una volta eseguita la connessione, viene visualizzato un messaggio.

##### Connessione - WPS

Premere  Home >  Impostazioni >  Wireless e reti > Connetti a rete > WPS.




Se il router è dotato di WPS, è possibile connettersi direttamente al router senza eseguire la ricerca delle reti. Se nella rete wireless sono presenti dispositivi che utilizzano il sistema di codifica di protezione WEP, non è possibile utilizzare il WPS.

1 - Premere il pulsante WPS sul router e tornare al TV entro 2 minuti.

2 - Selezionare Connetti per eseguire la connessione.

3 - Una volta eseguita la connessione, viene visualizzato un messaggio.

##### Connessione - WPS con codice PIN

Premere  Home >  Impostazioni >  Wireless e reti > Connetti a rete > WPS con codice PIN.

Se il router è dotato di WPS con codice PIN, è possibile connettersi direttamente al router senza eseguire la ricerca delle reti. Se nella rete wireless sono presenti dispositivi che utilizzano il sistema di codifica di protezione WEP, non è possibile utilizzare il WPS.

1 - Scrivere il codice PIN a 8 cifre che viene mostrato sullo schermo e inserirlo nel software del router sul PC. Per sapere dove inserire il codice PIN nel software del router, consultare il manuale del router.

2 - Selezionare Connetti per eseguire la connessione.

3 - Una volta eseguita la connessione, viene visualizzato un messaggio.

#### Problemi

##### Rete wireless non trovata o distorta

- Eventuali forni a microonde, telefoni DECT o altri dispositivi Wi-Fi 802.11b/g/n/ac nelle vicinanze potrebbero disturbare la rete wireless.
- Verificare che i firewall della rete consentano l'accesso alla connessione wireless del televisore.
- Se la rete wireless non funziona correttamente,

provare l'installazione mediante rete cablata.

### Internet non funziona

• Se il collegamento al router è corretto, verificare la connessione ad Internet del router stesso.

### Il PC e il collegamento a Internet sono lenti

• Per informazioni sulla copertura interna, sulla velocità di trasferimento e altri fattori che influiscono sulla qualità del segnale, consultare il manuale d'uso del router wireless.

• Il router deve disporre di una connessione Internet ad alta velocità (banda larga).

### DHCP

• Se la connessione non riesce, verificare l'impostazione DHCP (Dynamic Host Configuration Protocol) del router. DHCP deve essere attivato.


---

## Connessione cablata

---

### Cosa serve?

Per collegare il TV a Internet, è necessario un router di rete con connessione a Internet. Utilizzare una connessione Internet ad alta velocità (banda larga).



---

## Connessione

### Connessione - CABLATA

Premere Home > Impostazioni > Wireless e reti > Connetti a rete > CABLATO.

1 - Collegare il router al TV mediante un cavo di rete (cavo Ethernet\*\*).

2 - Assicurarsi che il router sia acceso.

3 - Il TV ricerca costantemente la connessione di rete.

4 - Una volta eseguita la connessione, viene visualizzato un messaggio.

Se la connessione non riesce, verificare l'impostazione DHCP del router. DHCP deve essere attivato.

\*\*Per la conformità alle normative EMC, utilizzare un cavo Ethernet FTP Cat. 5E schermato.

---

## Impostazioni

### Visualizza impostazioni di rete

Premere Home > Impostazioni > Wireless e reti > Impostazioni > Visualizza impostazioni di rete.

In questo campo, vengono visualizzate tutte le impostazioni di rete correnti. Gli indirizzi IP e MAC, la potenza del segnale, la velocità, il metodo di codifica, ecc.

### Configurazione di rete - DHCP/IP statico

Premere Home > Impostazioni > Wireless e reti > Impostazioni > Configurazione di rete > DHCP/IP statico.

Seleziona DHCP. In alternativa, gli utenti esperti possono configurare la rete tramite indirizzo IP statico.

### Configurazione di rete - Configurazione IP statico

Premere Home > Impostazioni > Wireless e reti > Impostazioni > Configurazione IP statica.

1 - Selezionare Configurazione IP statica e configurare la connessione.

2 - È possibile impostare il numero per le opzioni Indirizzo IP, Netmask, Gateway, DNS 1 o DNS 2.

### Wake on LAN (WoL)

Premere Home > Impostazioni > Wireless e reti > Impostazioni > Wake on LAN (WoL).

Disattiva/attiva Wake on LAN (WoL). È possibile riattivare il TV utilizzando un dispositivo esterno sulla stessa rete LAN.

### Wake on Wi-Fi (WoWLAN)

Premere Home > Impostazioni > Wireless e reti > Impostazioni > Wake on Wi-Fi (WoWLAN).

Disattiva/attiva Wake on Wi-Fi (WoWLAN). È possibile riattivare il TV utilizzando un dispositivo esterno sulla stessa rete Wi-Fi.

### Tipo di rete

Premere Home > Impostazioni > Wireless e reti > Impostazioni > Tipo di rete.

- Cablato - Connessione a una rete cablata.
- Wireless - Nell'elenco delle reti rilevate, selezionare la propria rete wireless. Se la rete non è presente nell'elenco, perché il nome della rete è nascosto (trasmissione SSID del router disattivata), selezionare Aggiungi nuova rete per immettere manualmente il nome.
- WPS - Se il router è dotato di WPS, è possibile

connettersi direttamente al router senza eseguire la ricerca delle reti. Se nella rete wireless sono presenti dispositivi che utilizzano il sistema di codifica di protezione WEP, non è possibile utilizzare il WPS.

- WPS con codice PIN - Se il router è dotato di WPS con codice PIN, è possibile connettersi direttamente al router senza eseguire la ricerca delle reti. Se nella rete wireless sono presenti dispositivi che utilizzano il sistema di codifica di protezione WEP, non è possibile utilizzare il WPS.

---

## Account Google

---

### Accedi

Per sfruttare appieno le funzionalità del TV Philips Android, è possibile accedere a Google con il proprio account Google.

Effettuando l'accesso, sarà possibile giocare ai videogiochi preferiti sul telefono, sul tablet e sul TV. Si riceveranno anche suggerimenti personalizzati su video e musica nella schermata principale del TV e si otterrà l'accesso a YouTube, Google Play e altre applicazioni.

Utilizzare il proprio **account Google** esistente per accedere a Google sul TV. L'account Google è costituito da un indirizzo e-mail e da una password. Se non si dispone ancora di un account Google, utilizzare il computer o il tablet per crearne uno ([accounts.google.com](https://accounts.google.com)). Per giocare ai videogiochi con Google Play, è necessario un profilo Google+. Se non è stato effettuato l'accesso durante la prima installazione del TV, è possibile sempre effettuarlo in un momento successivo.

### Accedi

Premere  Home >  Applicazioni > Google Play.



Con la tastiera su schermo, immettere l'indirizzo e-mail e la password, quindi premere lo stesso tasto **OK** per registrarsi.

---

## Impostazioni Android

È possibile configurare o visualizzare diverse informazioni o impostazioni specifiche di Android. È possibile individuare l'elenco delle applicazioni installate sul TV e lo spazio di archiviazione necessario. È possibile impostare la lingua che si desidera utilizzare per la ricerca vocale. È possibile configurare la tastiera su schermo o consentire alle applicazioni di utilizzare la propria posizione. Esplorare le diverse impostazioni di Android. Per ulteriori informazioni su queste impostazioni, è possibile accedere al sito Web [www.support.google.com/androidtv](https://www.support.google.com/androidtv).

## Per aprire queste impostazioni

Premere  Home >  Impostazioni > Impostazioni > Impostazioni Android.

---

11.5

## Canali






---

### Elenchi di canali

---

#### Info sugli elenchi di canali

Dopo l'installazione di un canale, tutti i canali vengono visualizzati nell'elenco dei canali. I canali vengono mostrati con il loro nome e logo se tali informazioni sono disponibili.

Con un elenco di canali selezionato, premere la freccia  (su) o  (giù) per selezionare un canale, quindi premere **OK** per guardare il canale selezionato. È possibile sintonizzarsi solo sui canali inclusi in tale elenco utilizzando il tasto  +  o  -.




#### Stazioni radio

Se sono disponibili trasmissioni digitali, le stazioni radio digitali vengono sintonizzate durante l'installazione. Selezionare un canale radio esattamente come per un canale TV.

---

### Apertura di un elenco di canali

Per aprire l'elenco dei canali corrente...


1. Premere , per passare a TV.
2. Premere  per aprire l'elenco canali attuale.
3. Premere nuovamente  per chiudere l'elenco canali.

---

## Visione dei canali

---


### Sintonizzarsi su un canale

Per guardare i canali TV, premere . Il televisore si sintonizza sull'ultimo canale guardato.

### Cambio del canale

- Per cambiare canale, premere  +   -.

### Canale precedente

- Per tornare al canale sintonizzato in precedenza, premere  **BACK**.

### Elenco canali

Mentre si sta guardando un canale TV,

premere **≡** per aprire le liste canali.

---

## Opzioni per i canali

---

### Apertura delle opzioni

---

#### Interfaccia standard

Se è stato installato un modulo CAM in uno degli alloggiamenti di interfaccia comune, è possibile visualizzare il modulo CAM e le informazioni sull'operatore oppure configurare alcune informazioni relative al modulo CAM.

Per visualizzare le informazioni relative al modulo CAM...

- 1 - Sintonizzarsi sul canale, premere **+** **OPTIONS**.
- 2 - Selezionare **Interfaccia comune**.
- 3 - Selezionare l'alloggiamento di interfaccia comune appropriato e premere **➤** (destra).
- 4 - Selezionare l'operatore TV del modulo CAM e premere **OK**. Le schermate che seguiranno provengono dall'emittente televisiva.

---

## Sottotitoli

---

### Lingua sottotitoli

---

#### Lingue sottotitoli preferite

Una trasmissione digitale può offrire diverse lingue di sottotitoli per un programma. È possibile impostare una lingua principale e secondaria per i sottotitoli. Il TV mostrerà i sottotitoli in una delle lingue impostate, se disponibili.

Per impostare la lingua principale e secondaria dei sottotitoli...

- 1 - Premere **⌂** Home. Premere **▼** (verso il basso), selezionare **Impostazioni** e premere **OK**.
- 2 - Selezionare Regione e lingua > Lingue > Lingua sottotitoli principale o Lingua sottotitoli secondaria.
- 3 - Selezionare la lingua desiderata e premere **OK**.
- 4 - Premere **◀** (sinistra) per tornare indietro di un passaggio o premere **←** **BACK** per chiudere il menu.

---

#### Selezione della lingua per i sottotitoli

Se nessuna delle lingue preferite per i sottotitoli è disponibile, è possibile selezionare un'altra lingua dei sottotitoli se disponibile. Se nessuna lingua dei sottotitoli è disponibile, non è possibile selezionare questa opzione.

Per selezionare una lingua dei sottotitoli quando

nessuna delle lingue preferite è disponibile...

- 1 - Premere **+** **OPTIONS**.
- 2 - Selezionare **Lingua sottotitoli** e selezionare una delle lingue da utilizzare temporaneamente per i sottotitoli.

---

## Lingua audio

---

### Lingua audio preferita

Una trasmissione digitale può offrire diverse lingue audio (lingue parlate) per un programma. È possibile impostare una lingua audio principale e secondaria preferita. Il televisore attiverà l'audio in una di queste lingue, se disponibile.

Per impostare la lingua audio principale e secondaria...

- 1 - Premere **⌂** Home. Premere **▼** (in basso), selezionare **Impostazioni** e premere **OK**.
- 2 - Selezionare Regione e lingua, quindi selezionare Lingue > Lingua audio principale o Lingua audio secondaria.
- 3 - Selezionare la lingua desiderata e premere **OK**.
- 4 - Premere **◀** (sinistra) per tornare indietro di un passaggio o premere **←** **BACK** per chiudere il menu.

---

### Selezione di una lingua audio

Se nessuna delle lingue audio preferite è disponibile, è possibile selezionare un'altra lingua audio tra quelle disponibili. Se nessuna lingua audio è disponibile, non è possibile selezionare questa opzione.

Per selezionare una lingua audio quando nessuna delle lingue preferite è disponibile...

- 1 - Premere **+** **OPTIONS**.
- 2 - Selezionare **Lingua audio** e selezionare una delle lingue da utilizzare temporaneamente per l'audio.

---

## Info canale

### Visualizzazione dei dettagli del canale

Per richiamare i dettagli del canale selezionato...

- 1 - Sintonizzarsi sul canale.
- 2 - Premere **+** **OPTIONS**, selezionare **Info canale** e premere **OK**.
- 3 - Per chiudere questa schermata, premere **OK**.

---

## Mono/Stereo

È possibile far passare l'audio di un canale analogico da Mono a Stereo e viceversa.

Per impostare l'audio in modalità Mono o Stereo...

- 1 - Sintonizzarsi su un canale analogico.
- 2 - Premere **+** **OPTIONS**, selezionare **Mono/Stereo** e premere **➤** (destra).
- 3 - Selezionare **Mono** o **Stereo** e premere **OK**.
- 4 - Premere **◀** (sinistra) per tornare indietro di un passaggio o premere **←** **BACK** per chiudere il menu.

---

## Info sui programmi

### Visualizzazione dei dettagli del programma

Per richiamare i dettagli del programma selezionato...

- 1 - Sintonizzarsi sul canale.
- 2 - Premere **+** **OPTIONS**, selezionare **Info sui programmi** e premere **OK**.
- 3 - Per chiudere questa schermata, premere **OK**.

---

11.6

# Installazione canale

---

## Installazione dei canali

---

### Installazione via antenna/cavo

---

#### Cerca canali

È possibile reinstallare tutti i canali lasciando invariate tutte le altre impostazioni del televisore.

Se è stato impostato un codice PIN, è necessario immettere tale codice prima di eseguire la reinstallazione dei canali.

Per cercare canali...

- 1 - Premere **🏠** **Home** > **⚙️** **Impostazioni** > **Installa canali** e premere **OK**.
- 2 - Selezionare **RF Installazione canale** e premere **OK**.
- 3 - Immettere il codice PIN, se necessario. Selezionare **Cerca canali** e premere **OK**. Selezionare **Avvia** e premere **OK**. Selezionare il Paese in cui ci si trova in quel momento e premere **OK**. Selezionare **Avvia** e premere **OK**. Selezionare il tipo di installazione desiderato, ossia **Antenna (DVB-T)** o **Cavo (DVB-C)**, e premere **OK**. Selezionare **Avanti** e premere **OK**. Selezionare il tipo di canali desiderato, ossia **Canali digitali e analogici** o **Solo canali digitali**, e

Selezionare **OK** **Avanti** e premere **OK** per aggiornare i canali digitali. L'operazione può richiedere alcuni minuti.

Premere **◀** (sinistra) per tornare indietro di un passaggio o premere **←** **BACK** per chiudere il menu.

---

## Aggiornamento automatico canali

Se si ricevono canali digitali, è possibile impostare il televisore in modo da aggiornare automaticamente l'elenco.

Una volta al giorno, alle ore 6, il TV aggiorna i canali e salva quelli nuovi. I nuovi canali vengono memorizzati nell'elenco canali e sono contrassegnati con il simbolo **★**. I canali senza un segnale vengono rimossi. Per l'aggiornamento automatico dei canali, il TV deve trovarsi in modalità standby. È possibile disattivare l'aggiornamento automatico canali.

Per disattivare l'aggiornamento automatico...

- 1 - Premere **🏠** **Home** > **⚙️** **Impostazioni** > **Installa canali** e premere **OK**.
- 2 - Selezionare **RF Installazione canale** e premere **OK**.
- 3 - Immettere il codice PIN, se necessario.
- 4 - Selezionare **Aggiornamento automatico canali** e premere **OK**.
- 5 - Selezionare **Off** e premere **OK**.
- 6 - Premere **◀** (sinistra) per tornare indietro di un passaggio o premere **←** **BACK** per chiudere il menu.

---

## Canale, Aggiornamento automatico canali

Se vengono rilevati nuovi canali o se i canali vengono aggiornati o rimossi, viene visualizzato un messaggio all'avvio del TV. Per evitare che questo messaggio compaia dopo ogni aggiornamento dei canali, è possibile disattivarlo.

Per disattivare il messaggio...

- 1 - Premere **🏠** **Home** > **⚙️** **Impostazioni** > **Installa canali** e premere **OK**.
- 2 - Selezionare **RF Installazione canale** e premere **OK**.
- 3 - Immettere il codice PIN, se necessario.
- 4 - Selezionare **Aggiornamento automatico canali** e premere **OK**.
- 5 - Selezionare **Off** e premere **OK**.
- 6 - Premere **◀** (sinistra) per tornare indietro di un passaggio o premere **←** **BACK** per chiudere il menu.




In alcuni Paesi, l'aggiornamento automatico dei canali viene eseguito durante la visione di un programma o quando il televisore si trova in modalità standby.

---

## Digitale: Installazione manuale

I canali televisivi digitali possono essere installati manualmente uno alla volta.

Per installare manualmente i canali digitali...



- 1 - Premere  Home >  Impostazioni > Installa canali e premere **OK**.
- 2 - Selezionare **RF Installazione canale** e premere **OK**.
- 3 - Selezionare **Digitale: installazione manuale** e premere **OK**.
- 4 - Selezionare **Ricerca** e premere **OK**. È possibile immettere personalmente una frequenza per trovare un canale o attivare la ricerca automatica di un canale sul TV. Premere  (destra) per selezionare **Ricerca**, quindi premere **OK** per attivare la ricerca automatica di un canale. Il canale trovato viene visualizzato sullo schermo; se la ricezione non è ottimale, premere nuovamente **Ricerca**. Se si desidera memorizzare il canale, selezionare **Compiuto** e premere **OK**.

---

## Analogico: Installazione manuale

I canali televisivi analogici possono essere installati manualmente uno alla volta.


Per installare manualmente i canali analogici...

- 1 - Premere  Home >  Impostazioni > Installa canali e premere **OK**.
- 2 - Selezionare **RF Installazione canale** e premere **OK**.
- 3 - Selezionare **Analogico: installazione manuale** e premere **OK**.

### • Sistema

Per impostare il sistema TV, selezionare **Sistema**. Selezionare il proprio paese o la parte del mondo in cui ci si trova e premere **OK**.

### • Cerca canale

Per trovare un canale, selezionare **Cerca canale** e premere **OK**. È possibile immettere personalmente una frequenza per trovare un canale o attivare la ricerca automatica di un canale sul TV. Premere  (destra) per selezionare **Ricerca**, quindi premere **OK** per attivare la ricerca automatica di un canale. Il canale trovato viene visualizzato sullo schermo; se la ricezione non è ottimale, premere nuovamente **Ricerca**. Se si desidera memorizzare il canale, selezionare **Compiuto** e premere **OK**.

### • Memorizza

Un canale può essere salvato nella posizione corrente o in corrispondenza di un nuovo numero di canale. Selezionare **Memorizza canale attivo** o **Memorizza come nuovo canale** e premere **OK**. Viene visualizzato brevemente il nuovo numero di canale.

È possibile effettuare nuovamente questi passaggi finché non sono stati trovati tutti i canali televisivi

analogici disponibili.

---

11.7

## Internet







---

### Avvio di Internet

È possibile navigare in Internet sul TV. È possibile visualizzare qualsiasi sito Internet, anche se la maggior parte non è adatta per la visualizzazione su schermo TV.

- Alcuni plug-in (per la visualizzazione delle pagine o dei video) non sono disponibili sul TV.
- Non è possibile inviare o scaricare file.
- Le pagine Internet vengono visualizzate una alla volta e a schermo intero.

Per avviare il browser per Internet...


- 1 - Premere  HOME.
- 2 - Scorrere giù e selezionare  Applicazioni >  Internet e premere **OK**.
- 3 - Immettere un indirizzo Internet e selezionare , quindi premere **OK**.
- 4 - Per chiudere Internet, premere  HOME o .

---

### Opzioni su Internet

Sono disponibili alcuni extra per Internet.

Per aprire gli extra...

- 1 - Con il sito Web aperto, premere  **OPTIONS**.
  - 2 - Selezionare uno degli elementi e premere **OK**.
- Aggiungi a composizione rapida: Consente di immettere un nuovo indirizzo Internet.
  - Aggiungi a segnalibri: aggiunge la pagina come segnalibro
  - Protezione pagina: Consente di visualizzare il livello di sicurezza della pagina corrente.
  - Nuova scheda in privato: consente l'apertura di una nuova scheda per avviare la navigazione in privato
  - Impostazioni: le impostazioni per Zoom, Dimensioni testo, modalità Accessibilità, Mostra sempre barra dei menu e cancellazione della cronologia (navigazione)
  - Guida: informazioni sul browser Internet
  - Esci da browser Internet: permette di chiudere il browser Internet

## Smartphone e tablet

### MHL

Questo TV è compatibile con MHL™.

Se anche il dispositivo mobile è compatibile con MHL, è possibile collegare il dispositivo mobile al TV tramite un cavo MHL. Con il cavo MHL collegato, è possibile condividere sullo schermo del TV i contenuti visualizzati sul dispositivo mobile.

Contemporaneamente, viene ricaricata la batteria del dispositivo mobile. La connessione MHL è ideale per guardare i film o giocare ai videogiochi del dispositivo mobile sul TV più a lungo.

#### Caricamento

Con il cavo MHL collegato, il dispositivo si ricarica mentre il TV è acceso (non in standby).

#### Cavo MHL

Per il collegamento del dispositivo mobile al TV, è necessario un cavo MHL passivo (da HDMI a Micro USB). Per il collegamento del dispositivo mobile, potrebbe essere necessario un adattatore aggiuntivo. Per il collegamento del cavo MHL al TV, utilizzare la connessione **HDMI 1 MHL**.





MHL, Mobile High-Definition Link e il logo MHL sono marchi o marchi registrati di MHL, LLC.

## Software

### Aggiorna software

#### Versione software

Per controllare la versione software del TV...

- 1 - Premere , selezionare **Impostazioni**  e premere **OK**.
- 2 - Selezionare **Aggiorna software** > **Firmware attuale** e premere **OK**.
- 3 - Vengono visualizzate la versione, le note di rilascio e la data di creazione.
- 4 - Premere **◀** (sinistra) più volte, se necessario, per chiudere il menu.

### Aggiornamento dal sito Web

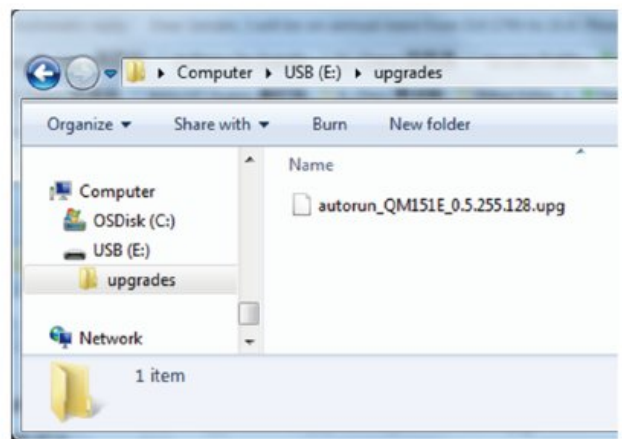
È possibile trovare la versione del firmware attuale della TV nel menu delle impostazioni in "Aggiorna software" > "Firmware attuale".

Visitare regolarmente il sito [www.philips.com/support](http://www.philips.com/support) per i nuovi aggiornamenti del firmware.

Seguire le istruzioni riportate di seguito per aggiornare il firmware del TV.

Per scaricare il software più recente...

- 1 - Avviare Internet Explorer.
- 2 - Accedere al sito Philips di assistenza all'indirizzo <http://www.philips.com/support>.
- 3 - Inserire il numero di modello. (Il numero di modello è riportato sull'etichetta sulla parte posteriore del TV.)
- 4 - Una volta sulla pagina prodotto del proprio TV, selezionare Assistenza.
- 5 - Selezionare "Aggiornamenti software", e fare clic su "Scarica file" per scaricare il software. (Il software è disponibile sotto forma di file zip.)
- 6 - Se la versione del software è successiva a quella installata nel televisore, fare clic sul link per il download del software.
- 7 - Accettare il contratto di licenza/i Termini e condizioni, selezionare "Accetto", quindi il file zip sarà scaricato automaticamente.
- 8 - Decomprimere il file zip in una qualsiasi directory utilizzando l'utilità di archiviazione.
- 9 - Creare una cartella denominata "aggiornamenti" nella directory principale dell'unità flash USB.
- 10 - Copiare il file upg estratto in precedenza nella cartella degli aggiornamenti, come mostrato nell'immagine sottostante.
- 11 - Scollegare l'unità flash USB dal computer.



Per aggiornare il software...

- 1 - Collegare l'unità flash USB (contenente l'aggiornamento del software) al connettore USB del televisore. Attendere 30 secondi o finché l'unità USB non viene riconosciuta dal televisore.
- 2 - Il televisore inizierà automaticamente a caricare il

software.

3 - Al termine del caricamento del software, premere "Avvia" per avviare l'aggiornamento del televisore.



---

# Software open source

---

## Licenza open source

---

### Info sulla licenza open source

File README per il codice sorgente delle parti del software televisivo TP Vision Netherlands B.V. concesse su licenze di tipo open source.

Questo documento descrive la distribuzione del codice sorgente utilizzato sul software televisivo TP Vision Netherlands B.V., che rientra nella Licenza pubblica generica GNU (GPL) o nella Licenza pubblica generica attenuata GNU (LGPL) o in qualsiasi altra licenza open source. Le istruzioni per ottenere copie del software possono essere reperite nelle istruzioni per l'uso.

TP Vision Netherlands B.V. NON OFFRE ALCUNA GARANZIA, ESPRESSA O IMPLICITA, INCLUSE GARANZIE DI COMMERCIALIZZABILITÀ O IDONEITÀ A UN PARTICOLARE SCOPO, PER CIÒ CHE CONCERNE IL SOFTWARE. TP Vision Netherlands B.V. non offre assistenza per il software. Quanto appena espresso non riguarda le garanzie e i diritti statuari derivanti dall'acquisto dei prodotti TP Vision Netherlands B.V. È applicabile solo al codice sorgente messo a disposizione.

---

## Open Source

### Android (7.1.1)

This tv contains the Android Nougat Software. Android is a Linux-based operating system designed primarily for touchscreen mobile devices such as smartphones and tablet computers. This software will also be reused in TPVision Android based TV's. The original download site for this software is : <https://android.googlesource.com/>. This piece of software is made available under the terms and conditions of the Apache license version 2, which can be found below. Android APACHE License Version 2 ( <http://source.android.com/source/licenses.html> ). This includes all external sources used by official Android AOSP.

### linux kernel (3.10.79)

This tv contains the Linux Kernel. The original download site for this software is : <http://www.kernel.org/>. This piece of software is

made available under the terms and conditions of the GPL v2 license, which can be found below. Additionally, following exception applies: "NOTE! This copyright does \*not\* cover user programs that use kernel services by normal system calls - this is merely considered normal use of the kernel, and does \*not\* fall under the heading of "derived work". Also note that the GPL below is copyrighted by the Free Software Foundation, but the instance of code that it refers to (the linux kernel) is copyrighted by me and others who actually wrote it. Also note that the only valid version of the GPL as far as the kernel is concerned is `_this_` particular version of the license (ie v2, not v2.2 or v3.x or whatever), unless explicitly otherwise stated. Linus Torvalds"

### libcurl (7.50.1)

libcurl is a free and easy-to-use client-side URL transfer library, supporting DICT, FILE, FTP, FTPS, Gopher, HTTP, HTTPS, IMAP, IMAPS, LDAP, LDAPS, POP3, POP3S, RTMP, RTSP, SCP, SFTP, SMTP, SMTPS, Telnet and TFTP. libcurl supports SSL certificates, HTTP POST, HTTP PUT, FTP uploading, HTTP form based upload, proxies, cookies, user+password authentication (Basic, Digest, NTLM, Negotiate, Kerberos), file transfer resume, http proxy tunneling and more! The original download site for this software is : <http://curl.haxx.se/libcurl/> COPYRIGHT AND PERMISSION NOTICE Copyright (c) 1996 - 2010, Daniel Stenberg, [daniel@haxx.se](mailto:daniel@haxx.se). All rights reserved. Permission to use, copy, modify, and distribute this software for any purpose with or without fee is hereby granted, provided that the above copyright notice and this permission notice appear in all copies. THE SOFTWARE IS PROVIDED "AS IS", WITHOUT WARRANTY OF ANY KIND, EXPRESS OR IMPLIED, INCLUDING BUT NOT LIMITED TO THE WARRANTIES OF MERCHANTABILITY, FITNESS FOR A PARTICULAR PURPOSE AND NONINFRINGEMENT OF THIRD PARTY RIGHTS. IN NO EVENT SHALL THE AUTHORS OR COPYRIGHT HOLDERS BE LIABLE FOR ANY CLAIM, DAMAGES OR OTHER LIABILITY, WHETHER IN AN ACTION OF CONTRACT, TORT OR OTHERWISE, ARISING FROM, OUT OF OR IN CONNECTION WITH THE SOFTWARE OR THE USE OR OTHER DEALINGS IN THE SOFTWARE. Except as contained in this notice, the name of a copyright holder shall not be used in advertising or otherwise to promote the sale, use or other dealings in this Software without prior written authorization of the copyright holder.

### libfreetypeex (2.4.2)

FreeType is a software development library, available in source and binary forms, used to render text on to bitmaps and provides support for other font-related operations. The original download site for this

software is

: <https://github.com/julienr/libfreetype-android>

Freetype License

libjpegex (8a)

This package contains C software to implement JPEG image encoding, decoding, and transcoding. This software is based in part on the work of the Independent JPEG Group.-----The authors make NO WARRANTY or representation, either express or implied, with respect to this software, its quality, accuracy, merchantability, or fitness for a particular purpose. This software is provided "AS IS", and you, its user, assume the entire risk as to its quality and accuracy. This software is copyright (C) 1991-1998, Thomas G. Lane. All Rights Reserved except as specified below. Permission is hereby granted to use, copy, modify, and distribute this software (or portions thereof) for any purpose, without fee, subject to these conditions:(1) If any part of the source code for this software is distributed, then this README file must be included, with this copyright and no-warranty notice unaltered; and any additions, deletions, or changes to the original files must be clearly indicated in accompanying documentation.(2) If only executable code is distributed, then the accompanying documentation must state that "this software is based in part on the work of the Independent JPEG Group".(3) Permission for use of this software is granted only if the user accepts full responsibility for any undesirable consequences; the authors accept NO LIABILITY for damages of any kind. These conditions apply to any software derived from or based on the IJG code, not just to the unmodified library. If you use our work, you ought to acknowledge us. Permission is NOT granted for the use of any IJG author's name or company name in advertising or publicity relating to this software or products derived from it. This software may be referred to only as "the Independent JPEG Group's software". We specifically permit and encourage the use of this software as the basis of commercial products, provided that all warranty or liability claims are assumed by the product vendor.

libpngex (1.4.1)

libpng is the official Portable Network Graphics (PNG) reference library (originally called pnglib). It is a platform-independent library that contains C functions for handling PNG images. It supports almost all of PNG's features, is extensible. The original download site for this software is : <https://github.com/julienr/libpng-androidlibpng> license

dvbsnoop (1.2)

dvbsnoop is a DVB / MPEG stream analyzer program. For generating CRC32 values required for composing PAT, PMT, EIT sections The original download site for this software is :

[https://github.com/a4tunado/dvbsnoop/blob/master/src/misc/crc32.cGPL\\_v2](https://github.com/a4tunado/dvbsnoop/blob/master/src/misc/crc32.cGPL_v2)  
<http://dvbsnoop.sourceforge.net/dvbsnoop.html>

gSoap (2.7.15)

The gSOAP toolkit is an open source C and C++ software development toolkit for SOAP/XML Web services and generic (non-SOAP) C/C++ XML data bindings. Part of the software embedded in this product is gSOAP software. Portions created by gSOAP are Copyright 2001-2009 Robert A. van Engelen, Genivia inc. All Rights Reserved. THE SOFTWARE IN THIS PRODUCT WAS IN PART PROVIDED BY GENIVIA INC AND ANY EXPRESS OR IMPLIED WARRANTIES, INCLUDING, BUT NOT LIMITED TO, THE IMPLIED WARRANTIES OF MERCHANTABILITY AND FITNESS FOR A PARTICULAR PURPOSE ARE DISCLAIMED. IN NO EVENT SHALL THE AUTHOR BE LIABLE FOR ANY DIRECT, INDIRECT, INCIDENTAL, SPECIAL, EXEMPLARY, OR CONSEQUENTIAL DAMAGES (INCLUDING, BUT NOT LIMITED TO, PROCUREMENT OF SUBSTITUTE GOODS OR SERVICES; LOSS OF USE, DATA, OR PROFITS; OR BUSINESS INTERRUPTION) HOWEVER CAUSED AND ON ANY THEORY OF LIABILITY, WHETHER IN CONTRACT, STRICT LIABILITY, OR TORT (INCLUDING NEGLIGENCE OR OTHERWISE) ARISING IN ANY WAY OUT OF THE USE OF THIS SOFTWARE, EVEN IF ADVISED OF THE POSSIBILITY OF SUCH DAMAGE.

restlet (2.3.0)

Restlet is a lightweight, comprehensive, open source REST framework for the Java platform. Restlet is suitable for both server and client Web applications. It supports major Internet transport, data format, and service description standards like HTTP and HTTPS, SMTP, XML, JSON, Atom, and WADL. The original download site for this software is : <http://restlet.org> This piece of software is made available under the terms and conditions of the Apache License version 2.

FaceBook SDK (3.0.1)

This TV contains Facebook SDK. The Facebook SDK for Android is the easiest way to integrate your Android app with Facebook's platform. The SDK provides support for Login with Facebook authentication, reading and writing to Facebook APIs and support for UI elements such as pickers and dialogs. The original download site for this software is : <https://developer.facebook.com/docs/android>

This piece of software is made available under the terms and conditions of the Apache License version 2.

#### ffmpeg (2.1.3)

This TV uses FFmpeg. FFmpeg is a complete, cross-platform solution to record, convert and stream audio and video. The original download site for this software is : <http://ffmpeg.org> This piece of software is made available under the terms and conditions of the GPL v2 license, which can be found below.

#### gson (2.3)

This TV uses gson. Gson is a Java library that can be used to convert Java Objects into their JSON representation. It can also be used to convert a JSON string to an equivalent Java object. Gson can work with arbitrary Java objects including pre-existing objects that you do not have source-code of. The original download site for this software is : <https://code.google.com/p/google-gson/> . This piece of software is made available under the terms and conditions of the Apache License 2.0

This software includes an implementation of the AES Cipher, licensed by Brian Gladman. The original download site for this software is : <http://www.gladman.me.uk/> This piece of software is licensed by Brian Gladman.

#### libUpNp (1.2.1)

The original download site for this software is : <http://upnp.sourceforge.net/> This piece of software is made available under the terms and conditions of the BSD.

#### live555 (0.82)

Live555 provides RTP/RTCP/RTSP client. The original download site for this software is : <http://www.live555.com> This piece of software is made available under the terms and conditions of the LGPL v2.1 license, which can be found below.

#### dnsmasq

Dnsmasq is a lightweight, easy to configure DNS forwarder and DHCP server. The original download site for this software is : <https://android.googlesource.com/platform/external/dnsmasq> This piece of software is made available under the terms and conditions of the GPL v2 license, which can be found below.

#### TomCrypt (1.1)

iwedia stack is using tomcrypt for sw decryption. The original download site for this software is : <http://manpages.ubuntu.com/manpages/saucy/man3/libtomcrypt.3.html>. This piece of software is made available under the terms and conditions of the WTFPL.

#### u-boot (2011-12)

U-boot is a boot loader for embedded boards based on ARM, MIPS and other processors, which can be installed in a boot ROM and used to initialize and test the hardware or to download and run application code. This piece of software is made available under the terms and conditions of the GPL v2 license, which can be found below.

#### AsyncHttpClient (1.4.9)

The original download site for this software is : <http://loopj.com/android-async-http/> This piece of software is made available under the terms and conditions of the APACHE LICENSE 2.0

#### httpClient-4.4.1.1 (4.4.1.1)

This is needed to import cz.msebera.android.httpClient used by AssyncHttpClient The original download site for this software is : <http://mvnrepository.com/artifact/cz.msebera.android/httpclient/4.4.1.1> This piece of software is made available under the terms and conditions of the APACHE LICENSE 2.0

#### Jackson Parser (2.x)

lpepg client uses Jackson Parser for string manipulation. The original download site for this software is : <https://github.com/FasterXML/jackson-core> This piece of software is made available under the terms and conditions of the APACHE LICENSE 2.0

#### audio a2dp (2.x)

Bluetooth stack. The original download site for this software is : <https://android.googlesource.com/platform/system/bt> This piece of software is made available under the terms and conditions of the APACHE LICENSE 2.0

#### libexif (0.6.21)

Exif JPEG header manipulation tool. The original download site for this software is

: <http://libexif.sourceforge.net/> This piece of software is made available under the terms and conditions of the APACHE LICENSE 2.0

libexpat (2.1.0)

Expat XML Parser. The original download site for this software is : <http://www.libexpat.org/Expat> is free software. You may copy, distribute, and modify it under the terms of the License contained in the file COPYING distributed with this package. This license is the same as the MIT/X Consortium license.

libFFTEm ( )

neven face recognition library. The original download site for this software is : No info. This piece of software is made available under the terms and conditions of the APACHE LICENSE 2.0

libcui18n (49.1.1)

International Components for unicode. The original download site for this software is : <http://icu-project.org> This piece of software is made available under the terms and conditions of the BSD.

libprouteutil (3.4.0)

iproute2 TCP/IP networking and traffic control. The original download site for this software is : <http://www.linuxfoundation.org/> This piece of software is made available under the terms and conditions of the GPL v2. which can be found below

libjpeg (3.4.0)

libjpeg-turbo is a JPEG image codec that uses SIMD instructions (MMX, SSE2, NEON) to accelerate baseline JPEG compression and decompression on x86, x86-64, and ARM systems. The original download site for this software is : <http://www.iijg.org/libjpeg-turbo> is covered by three compatible BSD-style open source licenses. Refer to LICENSE.txt for a roll-up of license terms.

libmtp (1.0.1)

libmtp The original download site for this software is : <http://libmtp.sourceforge.net/> . This piece of software is made available under the terms and conditions of the LGPL V2.

libmdnssd (320.10.80)

MDNS Responder. The mDNSResponder project is a component of Bonjour, 5Apple's ease-of-use IP networking initiative. The original download site for this software is

: <http://www.opensource.apple.com/tarballs/mDNSResponder/> This piece of software is made available under the terms and conditions of the Apache license version 2

libnfc\_ndef ( )

The original download site for this software is : No info. This piece of software is made available under the terms and conditions of the Apache license version 2

libskia ( )

skia 2D graphics library Skia is a complete 2D graphic library for drawing Text, Geometries, and Images. The original download site for this software is : <http://code.google.com/p/skia/> This piece of software is made available under the terms and conditions of the BSD.

libsonivox ( )

The original download site for this software is : No info. This piece of software is made available under the terms and conditions of the Android APACHE License Version 2.

libsqlite (3.9.2)

SQLite database. The original download site for this software is : <http://www.sqlite.org> This piece of software is made available under the terms and conditions of the Android APACHE License Version 2.

libttspeco ( )

The original download site for this software is : No info. This piece of software is made available under the terms and conditions of the Android APACHE License Version 2.

libtinyalsa ( )

tinyalsa: a small library to interface with ALSA in the Linux kernel. The original download site for this software is : No info. This piece of software is made available under the terms and conditions of the BSD.

wpa\_supplicant (0.8)

Library used by legacy HAL to talk to wpa\_supplicant

daemon. The original download site for this software is : <http://hostap.epitest.fi/> This piece of software is made available under the terms and conditions of the GPLv2.

libz (1.2.8)

zlib compression library. The original download site for this software is : <http://zlib.net> This piece of software is made available under the terms and conditions of the BSD.

iptables (1.4.20)

iptables is a user space application program that allows a system administrator to configure the tables provided by the Linux kernel firewall (implemented as different Netfilter modules) and the chains and rules it stores. Different kernel modules and programs are currently used for different protocols; iptables applies to IPv4. The original download site for this software is : <https://android.googlesource.com/> This piece of software is made available under the terms and conditions of the GPLv2.

toolbox (1.2.8)

The 'toolbox' command in Android is a multi-function program. It encapsulates the functionality of many common Linux commands (and some special Android ones) into a single binary. This makes it more compact than having all those other commands installed individually. The original download site for this software is : <https://android.googlesource.com/> This piece of software is made available under the terms and conditions of the Android APACHE License Version 2.

libssl

(7b8b9c17db93ea5287575b437c77fb36eeb81b31)

BoringSSL. The original download site for this software is : <https://boringssl.googlesource.com/boringssl/> This piece of software is made available under the terms and conditions of the BSD.

libOpenMAXAL

(7b8b9c17db93ea5287575b437c77fb36eeb81b31)

OpenMAX AL is an application-level multimedia playback and recording API for mobile embedded devices. The original download site for this software is : <https://www.khronos.org/openmax/> License free

libOpenSLES (1.0)

Khronos OpenSL Sound API spec. The original

download site for this software is : <https://www.khronos.org/opensles/> License free

libEGL libGLESv1\_CM (3.1)

Khronos OpenGL Graphics API spec. The original download site for this software is : <https://www.opengl.org/> License free

libffmpeg\_av (2.1)

FFmpeg media player. The original download site for this software is : <https://ffmpeg.org/> This piece of software is licensed under LGPL v2.1

libcurlmheg (7.21.6)

curl for MHEG. The original download site for this software is : <https://ffmpeg.org/> Curl and libcurl are licensed under a MIT/X derivative license. Please look at <https://curl.haxx.se/docs/copyright.html>

boringssl

(af0e32cb84f0c9cc65b9233a3414d2562642b342)

ssl for MHEG, Taken from android M. The original download site for this software is : <https://boringssl.googlesource.com/boringssl/> Licensed under BSD, please find in /android/n-base/external/boringssl/NOTICE

libpng (1.6.22beta)

libpng is the official Portable Network Graphics (PNG) reference library (originally called pnglib). It is a platform-independent library that contains C functions for handling PNG images. It supports almost all of PNG's features, is extensible. The original download site for this software is : <https://github.com/julienr/libpng-android> This code is released under the libpng license.

Hue SDK (1.8.1)

TV ambihue app uses Philips SDK to find the hue bridge name. The original download site for this software is

: <https://developers.meethue.com/documentation/java-multi-platform-and-android-sdk>

Opera Web Browser (SDK 4.8.0)

This TV contains Opera Browser Software.

Third-party licenses

WebKit

name License

WebKit URL: <http://webkit.org/>

(WebKit doesn't distribute an explicit license. This LICENSE is derived from license text in the source.)

Copyright (c) 1997, 1998, 1999, 2000, 2001, 2002, 2003, 2004, 2005, 2006, 2007 Alexander Kellett, Alexey Proskuryakov, Alex Mathews, Allan Sandfeld Jensen, Alp Toker, Anders Carlsson, Andrew Wellington, Antti Koivisto, Apple Inc., Arthur Langereis, Baron Schwartz, Bjoern Graf, Brent Fulgham, Cameron Zwarich, Charles Samuels, Christian Dywan, Collabora Ltd., Cyrus Patel, Daniel Molkentin, Dave MacLachlan, David Smith, Dawit Alemayehu, Dirk Mueller, Dirk Schulze, Don Gibson, Enrico Ros, Eric Seidel, Frederik Holljen, Frerich Raabe, Friedmann Kleint, George Staikos, Google Inc., Graham Dennis, Harri Porten, Henry Mason, Hiroyuki Ikezoe, Holger Hans Peter Freyther, IBM, James G. Speth, Jan Alonzo, Jean-Loup Gailly, John Reis, Jonas Witt, Jon Shier, Jonas Witt, Julien Chaffraix, Justin Haygood, Kevin Ollivier, Kevin Watters, Kimmo Kinnunen, Kouhei Sutou, Krzysztof Kowalczyk, Lars Knoll, Luca Bruno, Maks Orlovich, Malte Starostik, Mark Adler, Martin Jones, Marvin Decker, Matt Lilek, Michael Emmel, Mitz Pettel, mozilla.org, Netscape Communications Corporation, Nicholas Shanks, Nikolas Zimmermann, Nokia, Oliver Hunt, Opened Hand, Paul Johnston, Peter Kelly, Pioneer Research Center USA, Rich Moore, Rob Buis, Robin Dunn, Ronald Tschalär, Samuel Weinig, Simon Hausmann, Staikos Computing Services Inc., Stefan Schimanski, Symantec Corporation, The Dojo Foundation, The Karbon Developers, Thomas Boyer, Tim Copperfield, Tobias Anton, Torben Weis, Trolltech, University of Cambridge, Vaclav Slavik, Waldo Bastian, Xan Lopez, Zack Rusin

The terms and conditions vary from file to file, but are one of:

Redistribution and use in source and binary forms, with or without modification, are permitted provided that the following conditions are met:

**\*OR\***

Redistribution and use in source and binary forms, with or without modification, are permitted provided that the following conditions are met:

THIS SOFTWARE IS PROVIDED BY APPLE COMPUTER, INC. "AS IS" AND ANY EXPRESS OR IMPLIED WARRANTIES, INCLUDING, BUT NOT LIMITED TO, THE IMPLIED WARRANTIES OF MERCHANTABILITY AND FITNESS FOR A

PARTICULAR PURPOSE ARE DISCLAIMED. IN NO EVENT SHALL APPLE COMPUTER, INC. OR CONTRIBUTORS BE LIABLE FOR ANY DIRECT, INDIRECT, INCIDENTAL, SPECIAL, EXEMPLARY, OR CONSEQUENTIAL DAMAGES (INCLUDING, BUT NOT LIMITED TO, PROCUREMENT OF SUBSTITUTE GOODS OR SERVICES; LOSS OF USE, DATA, OR PROFITS; OR BUSINESS INTERRUPTION) HOWEVER CAUSED AND ON ANY THEORY OF LIABILITY, WHETHER IN CONTRACT, STRICT LIABILITY, OR TORT (INCLUDING NEGLIGENCE OR OTHERWISE) ARISING IN ANY WAY OUT OF THE USE OF THIS SOFTWARE, EVEN IF ADVISED OF THE POSSIBILITY OF SUCH DAMAGE.

## GNU LIBRARY GENERAL PUBLIC LICENSE

Version 2, June 1991

Copyright (C) 1991 Free Software Foundation, Inc.

51 Franklin Street, Fifth Floor, Boston, MA 02110-1301 USA

Everyone is permitted to copy and distribute verbatim copies of this license document, but changing it is not allowed.

### Preamble

The licenses for most software are designed to take away your freedom to share and change it. By contrast, the GNU General Public Licenses are intended to guarantee your freedom to share and change free software--to make sure the software is free for all its users.

This license, the Library General Public License, applies to some specially designated Free Software Foundation software, and to any other libraries whose authors decide to use it. You can use it for your libraries, too.

When we speak of free software, we are referring to freedom, not price. Our General Public Licenses are designed to make sure that you have the freedom to distribute copies of free software (and charge for this service if you wish), that you receive source code or can get it if you want it, that you can change the software or use pieces of it in new free programs; and that you know you can do these things.

To protect your rights, we need to make restrictions that forbid anyone to deny you these rights or to ask you to surrender the rights. These restrictions translate to certain responsibilities for you if you distribute copies of the library, or if you modify it.

For example, if you distribute copies of the library, whether gratis or for a fee, you must give the recipients all the rights that we gave you. You must make sure that they, too, receive or can get the source code. If you link a program with the library, you must provide complete object files to the

recipients so that they can relink them with the library, after making changes to the library and recompiling it. And you must show them these terms so they know their rights.

Our method of protecting your rights has two steps: (1) copyright the library, and (2) offer you this license which gives you legal permission to copy, distribute and/or modify the library.

Also, for each distributor's protection, we want to make certain that everyone understands that there is no warranty for this free library. If the library is modified by someone else and passed on, we want its recipients to know that what they have is not the original version, so that any problems introduced by others will not reflect on the original authors' reputations.

Finally, any free program is threatened constantly by software patents. We wish to avoid the danger that companies distributing free software will individually obtain patent licenses, thus in effect transforming the program into proprietary software. To prevent this, we have made it clear that any patent must be licensed for everyone's free use or not licensed at all.

Most GNU software, including some libraries, is covered by the ordinary GNU General Public License, which was designed for utility programs. This license, the GNU Library General Public License, applies to certain designated libraries. This license is quite different from the ordinary one; be sure to read it in full, and don't assume that anything in it is the same as in the ordinary license.

The reason we have a separate public license for some libraries is that they blur the distinction we usually make between modifying or adding to a program and simply using it. Linking a program with a library, without changing the library, is in some sense simply using the library, and is analogous to running a utility program or application program. However, in a textual and legal sense, the linked executable is a combined work, a derivative of the original library, and the ordinary General Public License treats it as such.

Because of this blurred distinction, using the ordinary General Public License for libraries did not effectively promote software sharing, because most developers did not use the libraries. We concluded that weaker conditions might promote sharing better.

However, unrestricted linking of non-free programs would deprive the users of those programs of all benefit from the free status of the libraries themselves. This Library General Public License is intended to permit developers of non-free programs to use free libraries, while preserving your freedom as a user of such programs to change the free libraries that are incorporated in them. (We have not seen how to achieve this as regards changes in header files, but we have achieved it as regards changes in the actual

functions of the Library.) The hope is that this will lead to faster development of free libraries.

The precise terms and conditions for copying, distribution and modification follow. Pay close attention to the difference between a "work based on the library" and a "work that uses the library". The former contains code derived from the library, while the latter only works together with the library.

Note that it is possible for a library to be covered by the ordinary General Public License rather than by this special one.

## GNU LIBRARY GENERAL PUBLIC LICENSE

### TERMS AND CONDITIONS FOR COPYING, DISTRIBUTION AND MODIFICATION

0. This License Agreement applies to any software library which contains a notice placed by the copyright holder or other authorized party saying it may be distributed under the terms of this Library General Public License (also called "this License"). Each licensee is addressed as "you".

A "library" means a collection of software functions and/or data prepared so as to be conveniently linked with application programs (which use some of those functions and data) to form executables.

The "Library", below, refers to any such software library or work which has been distributed under these terms. A "work based on the Library" means either the Library or any derivative work under copyright law: that is to say, a work containing the Library or a portion of it, either verbatim or with modifications and/or translated straightforwardly into another language. (Hereinafter, translation is included without limitation in the term "modification".)

"Source code" for a work means the preferred form of the work for making modifications to it. For a library, complete source code means all the source code for all modules it contains, plus any associate interface definition files, plus the scripts used to control compilation and installation of the library.

Activities other than copying, distribution and modification are not covered by this License; they are outside its scope. The act of running a program using the Library is not restricted, and output from such a program is covered only if its contents constitute a work based on the Library (independent of the use of the Library in a tool for writing it). Whether that is true depends on what the Library does and what the program that uses the Library does.

1. You may copy and distribute verbatim copies of the Library's complete source code as you receive it, in any medium, provided that you conspicuously and appropriately publish on each copy an appropriate copyright notice and disclaimer of warranty; keep intact all the notices that refer to this License and to the absence of any warranty; and distribute a copy of this License along with the

You may charge a fee for the physical act of transferring a copy, and you may at your option offer warranty protection in exchange for a

2. You may modify your copy or copies of the Library or any portion of it, thus forming a work based on the Library, and copy and distribute such modifications or work under the terms of Section 1 above, provided that you also meet all of these conditions:

a) The modified work must itself be a software library.

b) You must cause the files modified to carry prominent notices stating that you changed the files and the date of any change.

c) You must cause the whole of the work to be licensed at no charge to all third parties under the terms of this License.

d) If a facility in the modified Library refers to a function or a table of data to be supplied by an application program that uses the facility, other than as an argument passed when the facility is invoked, then you must make a good faith effort to ensure that, in the event an application does not supply such function or table, the facility still operates, and performs whatever part of its purpose remains meaningful.

(For example, a function in a library to compute square roots has a purpose that is entirely well-defined independent of the application. Therefore, Subsection 2d requires that any application-supplied function or table used by this function must be optional: if the application does not supply it, the squareroot function must still compute square roots.)

These requirements apply to the modified work as a whole. If identifiable sections of that work are not derived from the Library, and can be reasonably considered independent and separate works in themselves, then this License, and its terms, do not apply to those sections when you distribute them as separate works. But when you distribute the same sections as part of a whole which is a work based on the Library, the distribution of the whole must be on the terms of this License, whose permissions for other licensees extend to the entire whole, and thus to each and every part regardless of who wrote. Thus, it is not the intent of this section to claim rights or contest your rights to work written entirely by you; rather, the intent is to exercise the right to control the distribution of derivative or collective

works based on the Library.

In addition, mere aggregation of another work not based on the Library with the Library (or with a work based on the Library) on a volume of a storage or distribution medium does not bring the other work under the scope of this License.

3. You may opt to apply the terms of the ordinary GNU General Public License instead of this License to a given copy of the Library. To do this, you must alter all the notices that refer to this License, so that they refer to the ordinary GNU General Public License, version 2, instead of to this License. (If a newer version than version 2 of the ordinary GNU General Public License has appeared, then you can specify that version instead if you wish.) Do not make any other change in these notices.

Once this change is made in a given copy, it is irreversible for that copy, so the ordinary GNU General Public License applies to all subsequent copies and derivative works made from that copy.

This option is useful when you wish to copy part of the code of the Library into a program that is not a library.

4. You may copy and distribute the Library (or a portion or derivative of it, under Section 2) in object code or executable form under the terms of Sections 1 and 2 above provided that you accompany it with the complete corresponding machine-readable source code, which must be distributed under the terms of Sections 1 and 2 above on a medium customarily used for software interchange.

If distribution of object code is made by offering access to copy from a designated place, then offering equivalent access to copy the source code from the same place satisfies the requirement to distribute the source code, even though third parties are not compelled to copy the source along with the object code.

5. A program that contains no derivative of any portion of the Library, but is designed to work with the Library by being compiled or linked with it, is called a "work that uses the Library". Such a work, in isolation, is not a derivative work of the Library, and therefore falls outside the scope of this License.

However, linking a "work that uses the Library" with the Library creates an executable that is a derivative of the Library (because it contains portions of the Library), rather than a "work that uses the library". The executable is therefore covered by this License.

Section 6 states terms for distribution of such executables.

When a "work that uses the Library" uses material from a header file that is part of the Library, the object code for the work may be a derivative work of



the Library even though the source code is not. Whether this is true is especially significant if the work can be linked without the Library, or if the work is itself a library. The threshold for this to be true is not precisely defined by law.

If such an object file uses only numerical parameters, data structure layouts and accessors, and small macros and small inline functions (ten lines or less in length), then the use of the object file is unrestricted, regardless of whether it is legally a derivative work. (Executables containing this object code plus portions of the Library will still fall under Section 6.)

Otherwise, if the work is a derivative of the Library, you may distribute the object code for the work under the terms of Section 6. Any executables containing that work also fall under Section 6, whether or not they are linked directly with the Library itself.

6. As an exception to the Sections above, you may also compile or link a "work that uses the Library" with the Library to produce a work containing portions of the Library, and distribute that work under terms of your choice, provided that the terms permit modification of the work for the customer's own use and reverse engineering for debugging such modifications.

You must give prominent notice with each copy of the work that the Library is used in it and that the Library and its use are covered by this License. You must supply a copy of this License. If the work during execution displays copyright notices, you must include the copyright notice for the Library among them, as well as a reference directing the user to the copy of this License. Also, you must do one of these things:

a) Accompany the work with the complete corresponding machine-readable source code for the Library including whatever changes were used in the work (which must be distributed under Sections 1 and 2 above); and, if the work is an executable linked with the Library, with the complete machine-readable "work that uses the Library", as object code and/or source code, so that the user can modify the Library and then relink to produce a modified executable containing the modified Library. (It is understood that the user who changes the contents of definitions files in the Library will not necessarily be able to recompile the application to use the modified definitions.)

b) Accompany the work with a written offer, valid for at least three years, to give the same user the materials specified in Subsection 6a, above, for a charge no more than the cost of performing this distribution.

c) If distribution of the work is made by offering access to copy from a designated place, offer equivalent access to copy the above specified

materials from the same place.

d) Verify that the user has already received a copy of these materials or that you have already sent this user a copy.

For an executable, the required form of the "work that uses the Library" must include any data and utility programs needed for reproducing the executable from it. However, as a special exception, the source code distributed need not include anything that is normally distributed (in either source or binary form) with the major components (compiler, kernel, and so on) of the operating system on which the executable runs, unless that component itself accompanies the executable.

It may happen that this requirement contradicts the license restrictions of other proprietary libraries that do not normally accompany the operating system. Such a contradiction means you cannot use both them and the Library together in an executable that you distribute.

7. You may place library facilities that are a work based on the Library side-by-side in a single library together with other library facilities not covered by this License, and distribute such a combined library, provided that the separate distribution of the work based on the Library and of the other library facilities is otherwise permitted, and provided that you do these two things:

a) Accompany the combined library with a copy of the same work based on the Library, uncombined with any other library facilities. This must be distributed under the terms of the Sections above.

b) Give prominent notice with the combined library of the fact that part of it is a work based on the Library, and explaining where to find the accompanying uncombined form of the same work.

8. You may not copy, modify, sublicense, link with, or distribute the Library except as expressly provided under this License. Any attempt otherwise to copy, modify, sublicense, link with, or distribute the Library is void, and will automatically terminate your rights under this License. However, parties who have received copies, or rights, from you under this License will not have their licenses terminated so long as such parties remain in full compliance.

9. You are not required to accept this License, since you have not signed it. However, nothing else grants you permission to modify or distribute the Library or its derivative works. These actions are prohibited by law if you do not accept this License. Therefore, by modifying or distributing the Library (or any work based on the Library), you indicate your acceptance of this License to do so, and all its terms and conditions for copying, distributing or modifying the Library or works based

on it.

10. Each time you redistribute the Library (or any work based on the Library), the recipient automatically receives a license from the original licensor to copy, distribute, link with or modify the Library subject to these terms and conditions. You may not impose any further restrictions on the recipients' exercise of the rights granted herein. You are not responsible for enforcing compliance by third parties to this License.

11. If, as a consequence of a court judgment or allegation of patent infringement or for any other reason (not limited to patent issues), conditions are imposed on you (whether by court order, agreement or otherwise) that contradict the conditions of this License, they do not excuse you from the conditions of this License. If you cannot distribute so as to satisfy simultaneously your obligations under this License and any other pertinent obligations, then as a consequence you may not distribute the Library at all. For example, if a patent license would not permit royalty-free redistribution of the Library by all those who receive copies directly or indirectly through you, then the only way you could satisfy both it and this License would be to refrain entirely from distribution of the Library.

If any portion of this section is held invalid or unenforceable under any particular circumstance, the balance of the section is intended to apply, and the section as a whole is intended to apply in other circumstances.

It is not the purpose of this section to induce you to infringe any patents or other property right claims or to contest validity of any such claims; this section has the sole purpose of protecting the integrity of the free software distribution system which is implemented by public license practices. Many people have made generous contributions to the wide range of software distributed through that system in reliance on consistent application of that system; it is up to the author/donor to decide if he or she is willing to distribute software through any other system and a licensee cannot impose that choice.

This section is intended to make thoroughly clear what is believed to be a consequence of the rest of this License.

12. If the distribution and/or use of the Library is restricted in certain countries either by patents or by copyrighted interfaces, the original copyright holder who places the Library under this License may add an explicit geographical distribution limitation excluding those countries, so that distribution is permitted only in or among countries not thus excluded. In such case, this License incorporates the limitation as if written in the body of this License.

13. The Free Software Foundation may publish revised and/or new versions of the Library General

Public License from time to time. Such new versions will be similar in spirit to the present version, but may differ in detail to address new problems or concerns.

Each version is given a distinguishing version number. If the Library specifies a version number of this License which applies to it and "any later version", you have the option of following the terms and conditions either of that version or of any later version published by the Free Software Foundation. If the Library does not specify a license version number, you may choose any version ever published by the Free Software Foundation.

14. If you wish to incorporate parts of the Library into other free programs whose distribution conditions are incompatible with these, write to the author to ask for permission. For software which is copyrighted by the Free Software Foundation, write to the Free Software Foundation; we sometimes make exceptions for this. Our decision will be guided by the two goals of preserving the free status of all derivatives of our free software and of promoting the sharing and reuse of software generally.

#### NO WARRANTY

15. BECAUSE THE LIBRARY IS LICENSED FREE OF CHARGE, THERE IS NO

WARRANTY FOR THE LIBRARY, TO THE EXTENT PERMITTED BY APPLICABLE LAW.

EXCEPT WHEN OTHERWISE STATED IN WRITING THE COPYRIGHT HOLDERS AND/OR

OTHER PARTIES PROVIDE THE LIBRARY "AS IS" WITHOUT WARRANTY OF ANY

KIND, EITHER EXPRESSED OR IMPLIED, INCLUDING, BUT NOT LIMITED TO, THE

IMPLIED WARRANTIES OF MERCHANTABILITY AND FITNESS FOR A PARTICULAR PURPOSE.

THE ENTIRE RISK AS TO THE QUALITY AND PERFORMANCE OF THE

LIBRARY IS WITH YOU. SHOULD THE LIBRARY PROVE DEFECTIVE, YOU ASSUME

THE COST OF ALL NECESSARY SERVICING, REPAIR OR CORRECTION.

16. IN NO EVENT UNLESS REQUIRED BY APPLICABLE LAW OR AGREED TO IN

WRITING WILL ANY COPYRIGHT HOLDER, OR ANY OTHER PARTY WHO MAY MODIFY

AND/OR REDISTRIBUTE THE LIBRARY AS PERMITTED ABOVE, BE LIABLE TO YOU

FOR DAMAGES, INCLUDING ANY GENERAL, SPECIAL, INCIDENTAL OR

CONSEQUENTIAL DAMAGES ARISING OUT OF THE

USE OR INABILITY TO USE THE  
LIBRARY (INCLUDING BUT NOT LIMITED TO LOSS OF  
DATA OR DATA BEING  
RENDERED INACCURATE OR LOSSES SUSTAINED BY  
YOU OR THIRD PARTIES OR A  
FAILURE OF THE LIBRARY TO OPERATE WITH ANY  
OTHER SOFTWARE), EVEN IF  
SUCH HOLDER OR OTHER PARTY HAS BEEN  
ADVISED OF THE POSSIBILITY OF SUCH

END OF TERMS AND  
CONDITIONS

## GNU LESSER GENERAL PUBLIC LICENSE

Version 2.1, February 1999

Copyright (C) 1991, 1999 Free Software Foundation,  
Inc.

51 Franklin Street, Fifth Floor, Boston, MA  
02110-1301 USA

Everyone is permitted to copy and distribute verbatim  
copies of this license document, but changing it is  
not allowed.

[This is the first released version of the Lesser GPL. It  
also counts as the successor of the GNU Library  
Public License, version 2, hence the version number  
2.1.]

### Preamble

The licenses for most software are designed to take  
away your freedom to share and change it. By  
contrast, the GNU General Public Licenses are  
intended to guarantee your freedom to share and  
change free software--to make sure the software is  
free for all its users.

This license, the Lesser General Public License,  
applies to some specially designated software  
packages--typically libraries--of the Free Software  
Foundation and other authors who decide to use it.  
You can use it too, but we suggest you first think  
carefully about whether this license or the ordinary  
General Public License is the better strategy to use in  
any particular case, based on the explanations below.

When we speak of free software, we are referring to  
freedom of use, not price. Our General Public  
Licenses are designed to make sure that you have  
the freedom to distribute copies of free software (and  
charge for this service if you wish); that you receive  
source code or can get it if you want it; that you can  
change the software and use pieces of it in new free  
programs; and that you are informed that you can  
do these things.

To protect your rights, we need to make restrictions  
that forbid distributors to deny you these rights or to

ask you to surrender these rights. These restrictions  
translate to certain responsibilities for you if you  
distribute copies of the library or if you modify it.

For example, if you distribute copies of the library,  
whether gratis or for a fee, you must give the  
recipients all the rights that we gave you. You must  
make sure that they, too, receive or can get the  
source code. If you link other code with the library,  
you must provide complete object files to the  
recipients, so that they can relink them with the  
library after making changes to the library and  
recompiling it. And you must show them these terms  
so they know their rights.

We protect your rights with a two-step method: (1) we  
copyright the library, and (2) we offer you this  
license, which gives you legal permission to copy,  
distribute and/or modify the library.

To protect each distributor, we want to make it very  
clear that there is no warranty for the free library.  
Also, if the library is modified by someone else and  
passed on, the recipients should know that what  
they have is not the original version, so that the  
original author's reputation will not be affected by  
problems that might be introduced by others.

Finally, software patents pose a constant threat to the  
existence of any free program. We wish to make  
sure that a company cannot effectively restrict the  
users of a free program by obtaining a restrictive  
license from a patent holder. Therefore, we insist  
that any patent license obtained for a version of the  
library must be consistent with the full freedom of  
use specified in this license.

Most GNU software, including some libraries, is  
covered by the ordinary GNU General Public  
License. This license, the GNU Lesser General  
Public License, applies to certain designated libraries,  
and is quite different from the ordinary General  
Public License. We use this license for certain  
libraries in order to permit linking those libraries into  
non-free programs.

When a program is linked with a library, whether  
statically or using a shared library, the combination  
of the two is legally speaking a combined work, a  
derivative of the original library. The  
ordinary General Public License therefore permits  
such linking only if the entire combination fits its  
criteria of freedom. The Lesser General Public  
License permits more lax criteria for linking other code  
with the library.

We call this license the "Lesser" General Public  
License because it does Less to protect the user's  
freedom than the ordinary General Public License.  
It also provides other free software developers  
Less of an advantage over competing non-free  
programs. These disadvantages are the reason we  
use the ordinary General Public License for  
many libraries. However, the Lesser license provides

advantages in certain special circumstances.

For example, on rare occasions, there may be a special need to encourage the widest possible use of a certain library, so that it becomes a de-facto standard. To achieve this, non-free programs must be allowed to use the library. A more frequent case is that a free library does the same job as widely used non-free libraries. In this case, there is little to gain by limiting the free library to free software only, so we use the Lesser General Public License.

In other cases, permission to use a particular library in non-free programs enables a greater number of people to use a large body of free software. For example, permission to use the GNU C Library in non-free programs enables many more people to use the whole GNU operating system, as well as its variant, the GNU/Linux operating system.

Although the Lesser General Public License is less protective of the users' freedom, it does ensure that the user of a program that is linked with the Library has the freedom and the wherewithal to run that program using a modified version of the Library.

The precise terms and conditions for copying, distribution and modification follow. Pay close attention to the difference between a "work based on the library" and a "work that uses the library". The former contains code derived from the library, whereas the latter must be combined with the library in order to run.

## GNU LESSER GENERAL PUBLIC LICENSE

### TERMS AND CONDITIONS FOR COPYING, DISTRIBUTION AND MODIFICATION

0. This License Agreement applies to any software library or other program which contains a notice placed by the copyright holder or other authorized party saying it may be distributed under the terms of this Lesser General Public License (also called "this License"). Each licensee is addressed as "you".

A "library" means a collection of software functions and/or data prepared so as to be conveniently linked with application programs (which use some of those functions and data) to form executables.

The "Library", below, refers to any such software library or work which has been distributed under these terms. A "work based on the Library" means either the Library or any derivative work under copyright law: that is to say, a work containing the Library or a portion of it, either verbatim or with modifications and/or translated straightforwardly into another language. (Hereinafter, translation is included without limitation in the term "modification".)

"Source code" for a work means the preferred form of the work for making modifications to it. For a library, complete source code means all the source code for all modules it contains, plus any associated interface definition files, plus the scripts used to control compilation and installation of the library.

Activities other than copying, distribution and modification are not covered by this License; they are outside its scope. The act of running a program using the Library is not restricted, and output from such a program is covered only if its contents constitute a work based on the Library (independent of the use of the Library in a tool for writing it). Whether that is true depends on what the Library does and what the program that uses the Library does.

1. You may copy and distribute verbatim copies of the Library's complete source code as you receive it, in any medium, provided that you conspicuously and appropriately publish on each copy an appropriate copyright notice and disclaimer of warranty; keep intact all the notices that refer to this License and to the absence of any warranty; and distribute a copy of this License along with the Library.

You may charge a fee for the physical act of transferring a copy, and you may at your option offer warranty protection in exchange for a fee.

2. You may modify your copy or copies of the Library or any portion of it, thus forming a work based on the Library, and copy and distribute such modifications or work under the terms of Section 1 above, provided that you also meet all of these conditions:

a) The modified work must itself be a software library.

b) You must cause the files modified to carry prominent notices stating that you changed the files and the date of any change.

c) You must cause the whole of the work to be licensed at no charge to all third parties under the terms of this License.

d) If a facility in the modified Library refers to a function or a table of data to be supplied by an application program that uses the facility, other than as an argument passed when the facility is invoked, then you must make a good faith effort to ensure that, in the event an application does not supply such function or table, the facility still operates, and performs whatever part of its purpose remains meaningful.

(For example, a function in a library to compute square roots has a purpose that is entirely well-defined independent of the application. Therefore, Subsection 2d requires that any application-supplied function or table used by this function must be optional: if the application does not supply it, the square root function must still compute square

roots.)

These requirements apply to the modified work as a whole. If identifiable sections of that work are not derived from the Library, and can be reasonably considered independent and separate works in themselves, then this License, and its terms, do not apply to those sections when you distribute them as separate works. But when you distribute the same sections as part of a whole which is a work based on the Library, the distribution of the whole must be on the terms of this License, whose permissions for other licensees extend to the entire whole, and thus to each and every part regardless of who wrote

Thus, it is not the intent of this section to claim rights or contest your rights to work written entirely by you; rather, the intent is to exercise the right to control the distribution of derivative or collective works based on the Library.

In addition, mere aggregation of another work not based on the Library with the Library (or with a work based on the Library) on a volume of a storage or distribution medium does not bring the other work under the scope of this License.

3. You may opt to apply the terms of the ordinary GNU General Public License instead of this License to a given copy of the Library. To do this, you must alter all the notices that refer to this License, so that they refer to the ordinary GNU General Public License, version 2, instead of to this License. (If a newer version than version 2 of the ordinary GNU General Public License has appeared, then you can specify that version instead if you wish.) Do not make any other change in these notices.

Once this change is made in a given copy, it is irreversible for that copy, so the ordinary GNU General Public License applies to all subsequent copies and derivative works made from that copy.

This option is useful when you wish to copy part of the code of the Library into a program that is not a library.

4. You may copy and distribute the Library (or a portion or derivative of it, under Section 2) in object code or executable form under the terms of Sections 1 and 2 above provided that you accompany it with the complete corresponding machine-readable source code, which must be distributed under the terms of Sections 1 and 2 above on a medium customarily used for software interchange.

If distribution of object code is made by offering access to copy from a designated place, then offering equivalent access to copy the source code from the same place satisfies the requirement to distribute the source code, even though third parties are not compelled to copy the source along with the object code.

5. A program that contains no derivative of any

portion of the Library, but is designed to work with the Library by being compiled or linked with it, is called a "work that uses the Library". Such a work, in isolation, is not a derivative work of the Library, and therefore falls outside the scope of this License.

However, linking a "work that uses the Library" with the Library creates an executable that is a derivative of the Library (because it contains portions of the Library), rather than a "work that uses the library". The executable is therefore covered by this License.

Section 6 states terms for distribution of such executables.

When a "work that uses the Library" uses material from a header file that is part of the Library, the object code for the work may be a derivative work of the Library even though the source code is not. Whether this is true is especially significant if the work can be linked without the Library, or if the work is itself a library. The threshold for this to be true is not precisely defined by law.

If such an object file uses only numerical parameters, data structure layouts and accessors, and small macros and small inline functions (ten lines or less in length), then the use of the object file is unrestricted, regardless of whether it is legally a derivative work. (Executables containing this object code plus portions of the Library will still fall under Section 6.)

Otherwise, if the work is a derivative of the Library, you may distribute the object code for the work under the terms of Section 6. Any executables containing that work also fall under Section 6, whether or not they are linked directly with the Library itself.

6. As an exception to the Sections above, you may also combine or link a "work that uses the Library" with the Library to produce a work containing portions of the Library, and distribute that work under terms of your choice, provided that the terms permit modification of the work for the customer's own use and reverse engineering for debugging such modifications.

You must give prominent notice with each copy of the work that the Library is used in it and that the Library and its use are covered by this License. You must supply a copy of this License. If the work during execution displays copyright notices, you must include the copyright notice for the Library among them, as well as a reference directing the user to the copy of this License. Also, you must do one of these things:

a) Accompany the work with the complete corresponding machine-readable source code for the Library including whatever changes were used in the work (which must be distributed under Sections 1 and 2 above); and, if the work is an executable linked with the Library, with the complete machine-

readable "work that uses the Library", as object code and/or source code, so that the user can modify the Library and then relink to produce a modified executable containing the modified Library. (It is understood that the user who changes the contents of definitions files in the Library will not necessarily be able to recompile the application to use the modified definitions.)

b) Use a suitable shared library mechanism for linking with the Library. A suitable mechanism is one that (1) uses at run time a copy of the library already present on the user's computer system rather than copying library functions into the executable, and (2) will operate properly with a modified version of the library, if the user installs one, as long as the modified version is interface-compatible with the version that the work was made with.

c) Accompany the work with a written offer, valid for at least three years, to give the same user the materials specified in Subsection 6a, above, for a charge no more than the cost of performing this distribution.

d) If distribution of the work is made by offering access to copy from a designated place, offer equivalent access to copy the above specified materials from the same place.

e) Verify that the user has already received a copy of these materials or that you have already sent this user a copy.

For an executable, the required form of the "work that uses the Library" must include any data and utility programs needed for reproducing the executable from it. However, as a special exception, the materials to be distributed need not include anything that is normally distributed (in either source or binary form) with the major components (compiler, kernel, and so on) of the operating system on which the executable runs, unless that component itself accompanies the executable.

It may happen that this requirement contradicts the license restrictions of other proprietary libraries that do not normally accompany the operating system. Such a contradiction means you cannot use both them and the Library together in an executable that you

7. You may place library facilities that are a work based on the Library side-by-side in a single library together with other library facilities not covered by this License, and distribute such a combined library, provided that the separate distribution of the work based on the Library and of the other library facilities is otherwise permitted, and provided that you do these two things:

a) Accompany the combined library with a copy of the same work based on the Library, uncombined with any other library facilities. This must be

distributed under the terms of the Sections above.

b) Give prominent notice with the combined library of the fact that part of it is a work based on the Library, and explaining where to find the accompanying uncombined form of the same work.

8. You may not copy, modify, sublicense, link with, or distribute the Library except as expressly provided under this License. Any attempt otherwise to copy, modify, sublicense, link with, or distribute the Library is void, and will automatically terminate your rights under this License. However, parties who have received copies, or rights, from you under this License will not have their licenses terminated so long as such parties remain in full compliance.

9. You are not required to accept this License, since you have not signed it. However, nothing else grants you permission to modify or distribute the Library or its derivative works. These actions are prohibited by law if you do not accept this License. Therefore, by modifying or distributing the Library (or any work based on the Library), you indicate your acceptance of this License to do so, and all its terms and conditions for copying, distributing or modifying the Library or works based on it.

10. Each time you redistribute the Library (or any work based on the Library), the recipient automatically receives a license from the original licensor to copy, distribute, link with or modify the Library subject to these terms and conditions. You may not impose any further restrictions on the recipients' exercise of the rights granted herein. You are not responsible for enforcing compliance by third parties with this License.

11. If, as a consequence of a court judgment or allegation of patent infringement or for any other reason (not limited to patent issues), conditions are imposed on you (whether by court order, agreement or otherwise) that contradict the conditions of this License, they do not excuse you from the conditions of this License. If you cannot distribute so as to satisfy simultaneously your obligations under this License and any other pertinent obligations, then as a consequence you may not distribute the Library at all. For example, if a patent license would not permit royalty-free redistribution of the Library by all those who receive copies directly or indirectly through you, then the only way you could satisfy both it and this License would be to refrain entirely from distribution of the Library.

If any portion of this section is held invalid or unenforceable under any particular circumstance, the balance of the section is intended to apply, and the section as a whole is intended to apply in other circumstances.

It is not the purpose of this section to induce you to infringe any patents or other property right claims or

to contest validity of any such claims; this section has the sole purpose of protecting the integrity of the free software distribution system which is implemented by public license practices. Many people have made generous contributions to the wide range of software distributed through that system in reliance on consistent application of that system; it is up to the author/donor to decide if he or she is willing to distribute software through any other system and a licensee cannot impose that choice.

This section is intended to make thoroughly clear what is believed to be a consequence of the rest of this License.

12. If the distribution and/or use of the Library is restricted in certain countries either by patents or by copyrighted interfaces, the original copyright holder who places the Library under this License may add an explicit geographical distribution limitation excluding those countries, so that distribution is permitted only in or among countries not thus excluded. In such case, this License incorporates the limitation as if written in the body of this License.

13. The Free Software Foundation may publish revised and/or new versions of the Lesser General Public License from time to time. Such new versions will be similar in spirit to the present version, but may differ in detail to address new problems or concerns.

Each version is given a distinguishing version number. If the Library specifies a version number of this License which applies to it and "any later version", you have the option of following the terms and conditions either of that version or of any later version published by the Free Software Foundation. If the Library does not specify a license version number, you may choose any version ever published by the Free Software Foundation.

14. If you wish to incorporate parts of the Library into other free programs whose distribution conditions are incompatible with these, write to the author to ask for permission. For software which is copyrighted by the Free Software Foundation, write to the Free Software Foundation; we sometimes make exceptions for this. Our decision will be guided by the two goals of preserving the free status of all derivatives of our free software and of promoting the sharing and reuse of software generally.

#### NO WARRANTY

15. BECAUSE THE LIBRARY IS LICENSED FREE OF CHARGE, THERE IS NO WARRANTY FOR THE LIBRARY, TO THE EXTENT PERMITTED BY APPLICABLE LAW. EXCEPT WHEN OTHERWISE STATED IN WRITING

THE COPYRIGHT HOLDERS AND/OR OTHER PARTIES PROVIDE THE LIBRARY "AS IS" WITHOUT WARRANTY OF ANY KIND, EITHER EXPRESSED OR IMPLIED, INCLUDING, BUT NOT LIMITED TO, THE IMPLIED WARRANTIES OF MERCHANTABILITY AND FITNESS FOR A PARTICULAR PURPOSE. THE ENTIRE RISK AS TO THE QUALITY AND PERFORMANCE OF THE LIBRARY IS WITH YOU. SHOULD THE LIBRARY PROVE DEFECTIVE, YOU ASSUME THE COST OF ALL NECESSARY SERVICING, REPAIR OR CORRECTION.

16. IN NO EVENT UNLESS REQUIRED BY APPLICABLE LAW OR AGREED TO IN WRITING WILL ANY COPYRIGHT HOLDER, OR ANY OTHER PARTY WHO MAY MODIFY AND/OR REDISTRIBUTE THE LIBRARY AS PERMITTED ABOVE, BE LIABLE TO YOU FOR DAMAGES, INCLUDING ANY GENERAL, SPECIAL, INCIDENTAL OR CONSEQUENTIAL DAMAGES ARISING OUT OF THE USE OR INABILITY TO USE THE LIBRARY (INCLUDING BUT NOT LIMITED TO LOSS OF DATA OR DATA BEING RENDERED INACCURATE OR LOSSES SUSTAINED BY YOU OR THIRD PARTIES OR A FAILURE OF THE LIBRARY TO OPERATE WITH ANY OTHER SOFTWARE), EVEN IF SUCH HOLDER OR OTHER PARTY HAS BEEN ADVISED OF THE POSSIBILITY OF SUCH

END OF TERMS AND CONDITIONS

Other

name License

Chromium URL: <http://www.chromium.org>

Copyright (c) 2013 The Chromium Authors. All rights reserved.

Redistribution and use in source and binary forms, with or without modification, are permitted provided that the following conditions are met:

\* Redistributions of source code must retain the above copyright

notice, this list of conditions and the following disclaimer.

\* Redistributions in binary form must reproduce the above

copyright notice, this list of conditions and the following disclaimer

in the documentation and/or other materials provided with the

\* Neither the name of Google Inc. nor the names of its

contributors may be used to endorse or promote products derived from

this software without specific prior written permission.

THIS SOFTWARE IS PROVIDED BY THE COPYRIGHT HOLDERS AND CONTRIBUTORS

"AS IS" AND ANY EXPRESS OR IMPLIED WARRANTIES, INCLUDING, BUT NOT

LIMITED TO, THE IMPLIED WARRANTIES OF MERCHANTABILITY AND FITNESS FOR

A PARTICULAR PURPOSE ARE DISCLAIMED. IN NO EVENT SHALL THE COPYRIGHT

OWNER OR CONTRIBUTORS BE LIABLE FOR ANY DIRECT, INDIRECT, INCIDENTAL,

SPECIAL, EXEMPLARY, OR CONSEQUENTIAL DAMAGES (INCLUDING, BUT NOT

LIMITED TO, PROCUREMENT OF SUBSTITUTE GOODS OR SERVICES; LOSS OF USE,

DATA, OR PROFITS; OR BUSINESS INTERRUPTION) HOWEVER CAUSED AND ON ANY

THEORY OF LIABILITY, WHETHER IN CONTRACT, STRICT LIABILITY, OR TORT

(INCLUDING NEGLIGENCE OR OTHERWISE) ARISING IN ANY WAY OUT OF THE USE

OF THIS SOFTWARE, EVEN IF ADVISED OF THE POSSIBILITY OF SUCH DAMAGE.

--

The following files are distributed under the MPL 1.1/GPL 2.0/LGPL 2.1 tri-license:

chromium-nss.h

chromium-blapi.h

chromium-blapit.h

chromium-sha256.h

chromium-prtypes.h

The following files contain portions distributed under the MPL 1.1/GPL 2.0/LGPL 2.1 tri-license:

registry\_controlled\_domains/registry\_controlled\_domain.cc

registry\_controlled\_domains/registry\_controlled\_domain.h

The following files are distributed under the MPL 2.0 license:

Fontconfig

URL: <http://www.fontconfig.org>

Copyright © 2000,2001,2002,2003,2004,2006,2007 Keith Packard

Copyright © 2005 Patrick Lam

Copyright © 2009 Roozbeh Pournader

Copyright © 2008,2009 Red Hat, Inc.

Copyright © 2008 Danilo Šegan

Permission to use, copy, modify, distribute, and sell this software and its

documentation for any purpose is hereby granted without fee, provided that

the above copyright notice appear in all copies and that both that

copyright notice and this permission notice appear in supporting

documentation, and that the name of the author(s) not be used in

advertising or publicity pertaining to distribution of the software without

specific, written prior permission. The authors make no

representations about the suitability of this software for any purpose. It

is provided "as is" without express or implied warranty.

THE AUTHOR(S) DISCLAIMS ALL WARRANTIES WITH REGARD TO THIS SOFTWARE,

INCLUDING ALL IMPLIED WARRANTIES OF MERCHANTABILITY AND FITNESS, IN NO

EVENT SHALL THE AUTHOR(S) BE LIABLE FOR ANY SPECIAL, INDIRECT OR

CONSEQUENTIAL DAMAGES OR ANY DAMAGES WHATSOEVER RESULTING FROM LOSS OF USE,

DATA OR PROFITS, WHETHER IN AN ACTION OF CONTRACT, NEGLIGENCE OR OTHER



TORTIOUS ACTION, ARISING OUT OF OR IN CONNECTION WITH THE USE OR PERFORMANCE OF THIS SOFTWARE.

Arphic fonts

URL:

<http://www.freedesktop.org/wiki/Software/CJKUnifonts/Download>

ARPHIC PUBLIC LICENSE

Copyright (C) 1999 Arphic Technology Co., Ltd.

All rights reserved except as specified below.

Everyone is permitted to copy and distribute verbatim copies of this license document, but changing it is forbidden.

Preamble

The licenses for most software are designed to take away your freedom to share and change it. By contrast, the ARPHIC PUBLIC LICENSE specifically permits and encourages you to use this software, provided that you give the recipients all the rights that we gave you and make sure they can get the modifications of this software.

Legal Terms

Throughout this License, "Font" means the TrueType fonts "AR PL Mingti2L Big5", "AR PL KaitiM Big5" (BIG-5 character set) and "AR PL SungtiL GB", "AR PL KaitiM GB" (GB character set) which are originally distributed by Arphic, and the derivatives of those fonts created through any modification including modifying glyph, reordering glyph, converting format, changing font name, or adding/deleting some characters in/from glyph table.

"PL" means "Public License".

"Copyright Holder" means whoever is named in the copyright or copyrights for the Font.

"You" means the licensee, or person copying, redistributing or modifying the Font.

"Freely Available" means that you have the freedom to copy or modify the Font as well as redistribute copies of the Font under the same conditions you received, not price. If you wish, you can charge for this service.

You may copy and distribute verbatim copies of this Font in any medium, without restriction, provided that you retain this license file (ARPHICPL.TXT) unaltered in all copies.

You may otherwise modify your copy of this Font

in any way, including modifying glyph, reordering glyph, converting format, changing font name, or adding/deleting some characters in/from glyph table, and copy and distribute such modifications under the terms of Section 1 above, provided that the following conditions are met:

a) You must insert a prominent notice in each modified file stating how and when you changed that file.

b) You must make such modifications Freely Available as a whole to all third parties under the terms of this License, such as by offering access to copy the modifications from a designated place, or distributing the modifications on a medium customarily used for software interchange.

c) If the modified fonts normally reads commands interactively when run, you must cause it, when started running for such interactive use in the most ordinary way, to print or display an announcement including an appropriate copyright notice and a notice that there is no warranty (or else, saying that you provide a warranty) and that users may redistribute the Font under these conditions, and telling the user how to view a copy of this License.

These requirements apply to the modified work as a whole. If identifiable sections of that work are not derived from the Font, and can be reasonably considered independent and separate works in themselves, then this License and its terms, do not apply to those sections when you distribute them as separate works. Therefore, mere aggregation of another work not based on the Font with the Font on a volume of a storage or distribution medium does not bring the other work under the scope of this License.

You may not copy, modify, sublicense, or distribute the Font except as expressly provided under this License. Any attempt otherwise to copy, modify, sublicense or distribute the Font will automatically retroactively void your rights under this License. However, parties who have received copies or rights from you under this License will keep their licenses valid so long as such parties remain in full compliance.

You are not required to accept this License, since you have not signed it. However, nothing else grants you permission to copy, modify, sublicense or distribute the Font. These actions are prohibited by law if you do not accept this License. Therefore, by copying, modifying, sublicensing or distributing the Font, you indicate your acceptance of this License and all its terms and conditions.

Each time you redistribute the Font, the recipient automatically receives a license from the original licensor to copy, distribute or modify the Font subject to these terms and conditions. You may not impose any further restrictions on the recipients' exercise of

the rights granted herein. You are not responsible for enforcing compliance by third parties to this License.

If, as a consequence of a court judgment or allegation of patent infringement or for any other reason (not limited to patent issues), conditions are imposed on you (whether by court order, agreement or otherwise) that contradict the conditions of this License, they do not excuse you from the conditions of this License. If you cannot distribute so as to satisfy simultaneously your obligations under this License and any other pertinent obligations, then as a consequence you may not distribute the Font at all. For example, if a patent license would not permit royalty-free redistribution of the Font by all those who receive copies directly or indirectly through you, then the only way you could satisfy both it and this License would be to refrain entirely from distribution of the Font.

If any portion of this section is held invalid or unenforceable under any particular circumstance, the balance of the section is intended to apply and the section as a whole is intended to apply in other circumstances.

BECAUSE THE FONT IS LICENSED FREE OF CHARGE, THERE IS NO WARRANTY FOR THE FONT, TO THE EXTENT PERMITTED BY APPLICABLE LAW. EXCEPT WHEN OTHERWISE STATED IN WRITING THE COPYRIGHT HOLDERS OR OTHER PARTIES PROVIDE THE FONT "AS IS" WITHOUT WARRANTY OF ANY KIND, EITHER EXPRESSED OR IMPLIED, INCLUDING BUT NOT LIMITED TO THE IMPLIED WARRANTIES OF MERCHANTABILITY AND FITNESS FOR A PARTICULAR PURPOSE. THE ENTIRE RISK AS TO THE QUALITY AND PERFORMANCE OF THE FONT IS WITH YOU. SHOULD THE FONT PROVE DEFECTIVE, YOU ASSUME THE COST OF ALL NECESSARY SERVICING, REPAIR OR CORRECTION.

UNLESS REQUIRED BY APPLICABLE LAW OR AGREED TO IN WRITING, IN NO EVENT WILL ANY COPYRIGHTT HOLDERS, OR OTHER PARTIES WHO MAY COPY, MODIFY OR REDISTRIBUTE THE FONT AS PERMITTED ABOVE, BE LIABLE TO YOU FOR ANY DIRECT, INDIRECT, CONSEQUENTIAL, INCIDENTAL, SPECIAL OR EXEMPLARY DAMAGES ARISING OUT OF THE USE OR INABILITY TO USE THE FONT (INCLUDING BUT NOT LIMITED TO PROCUREMENT OF SUBSTITUTE GOODS OR SERVICES; LOSS OF USE, DATA OR PROFITS; OR BUSINESS INTERRUPTION), EVEN IF SUCH HOLDERS OR OTHER PARTIES HAVE BEEN ADVISED OF THE POSSIBILITY OF SUCH DAMAGES.

Bitstream Vera fonts

URL:

[http://www.gnome.org/fonts/#Final\\_Bitstream\\_Vera\\_Fonts](http://www.gnome.org/fonts/#Final_Bitstream_Vera_Fonts)

Bitstream Vera Fonts Copyright

The fonts have a generous copyright, allowing derivative works (as long as "Bitstream" or "Vera" are not in the names), and full redistribution (so long as they are not \*sold\* by themselves). They can be bundled, redistributed and sold with any software.

The fonts are distributed under the following copyright:

Copyright

=====

Copyright (c) 2003 by Bitstream, Inc. All Rights Reserved. Bitstream

Vera is a trademark of Bitstream, Inc.

Permission is hereby granted, free of charge, to any person obtaining

a copy of the fonts accompanying this license ("Fonts") and associated

documentation files (the "Font Software"), to reproduce and distribute

the Font Software, including without limitation the rights to use,

copy, merge, publish, distribute, and/or sell copies of the Font

Software, and to permit persons to whom the Font Software is furnished

to do so, subject to the following conditions:

The above copyright and trademark notices and this permission notice

shall be included in all copies of one or more of the Font Software

The Font Software may be modified, altered, or added to, and in

particular the designs of glyphs or characters in the Fonts may be

modified and additional glyphs or characters may be added to the

Fonts, only if the fonts are renamed to names not containing either

the words "Bitstream" or the word "Vera".

This License becomes null and void to the extent applicable to Fonts

or Font Software that has been modified and is distributed under the

"Bitstream Vera" names.

The Font Software may be sold as part of a larger software package but

no copy of one or more of the Font Software typefaces may be sold by itself.

THE FONT SOFTWARE IS PROVIDED "AS IS", WITHOUT WARRANTY OF ANY KIND, EXPRESS OR IMPLIED, INCLUDING BUT NOT LIMITED TO ANY WARRANTIES OF MERCHANTABILITY, FITNESS FOR A PARTICULAR PURPOSE AND NONINFRINGEMENT OF COPYRIGHT, PATENT, TRADEMARK, OR OTHER RIGHT. IN NO EVENT SHALL BITSTREAM OR THE GNOME FOUNDATION BE LIABLE FOR ANY CLAIM, DAMAGES OR OTHER LIABILITY, INCLUDING ANY GENERAL, SPECIAL, INDIRECT, INCIDENTAL, OR CONSEQUENTIAL DAMAGES, WHETHER IN AN ACTION OF CONTRACT, TORT OR OTHERWISE, ARISING FROM, OUT OF THE USE OR INABILITY TO USE THE FONT SOFTWARE OR FROM OTHER DEALINGS IN THE FONT SOFTWARE.

Except as contained in this notice, the names of Gnome, the Gnome Foundation, and Bitstream Inc., shall not be used in advertising or otherwise to promote the sale, use or other dealings in this Font Software without prior written authorization from the Gnome Foundation or Bitstream Inc., respectively. For further information, contact: fonts at gnome dot org.

## Copyright FAQ

=====

1. I don't understand the resale restriction... What gives?

Bitstream is giving away these fonts, but wishes to ensure its competitors can't just drop the fonts as is into a font sale system and sell them as is. It seems fair that if Bitstream can't make money from the Bitstream Vera fonts, their competitors should not be able to do so either. You can sell the fonts as part of any software package, however.

2. I want to package these fonts separately for distribution and

sale as part of a larger software package or system. Can I do so?

Yes. A RPM or Debian package is a "larger software package" to begin

with, and you aren't selling them independently by themselves.

See 1. above.

3. Are derivative works allowed?

Yes!

4. Can I change or add to the font(s)?

Yes, but you must change the name(s) of the font(s).

5. Under what terms are derivative works allowed?

You must change the name(s) of the fonts. This is to ensure the

quality of the fonts, both to protect Bitstream and Gnome. We want to

ensure that if an application has opened a font specifically of these

names, it gets what it expects (though of course, using fontconfig,

substitutions could still have occurred during font

opening). You must include the Bitstream copyright. Additional

copyrights can be added, as per copyright law. Happy Font Hacking!

6. If I have improvements for Bitstream Vera, is it possible they might get

adopted in future versions?

Yes. The contract between the Gnome Foundation and Bitstream has

provisions for working with Bitstream to ensure quality additions to

the Bitstream Vera font family. Please contact us if you have such

additions. Note, that in general, we will want such additions for the

entire family, not just a single font, and that you'll have to keep

both Gnome and Jim Lyles, Vera's designer,

happy! To make sense to add

glyphs to the font, they must be stylistically in keeping with Vera's

design. Vera cannot become a "ransom note" font. Jim Lyles will be

providing a document describing the design elements used in Vera, as a

guide and aid for people interested in contributing to Vera.

7. I want to sell a software package that uses these fonts: Can I do so?

Sure. Bundle the fonts with your software and sell your software

with the fonts. That is the intent of the copyright.

8. If applications have built the names "Bitstream Vera" into them,

can I override this somehow to use fonts of my choosing?

This depends on exact details of the software. Most open source

systems and software (e.g., Gnome, KDE, etc.) are now converting to

use fontconfig (see [www.fontconfig.org](http://www.fontconfig.org)) to handle font configuration,

selection and substitution; it has provisions for overriding font

names and substituting alternatives. An example is provided by the

supplied local.conf file, which chooses the family Bitstream Vera for

"sans", "serif" and "monospace". Other software (e.g., the XFree86

core server) has other mechanisms for font substitution.

Open Sans fonts

URL:  
<http://www.google.com/fonts/specimen/Open+Sans>

License for Open Sans Font Family

-----

Apache License

Version 2.0,  
January 2004

<http://www.apache.org/licenses/>

## TERMS AND CONDITIONS FOR USE, REPRODUCTION, AND DISTRIBUTION

### 1. Definitions.

"License" shall mean the terms and conditions for use, reproduction,

and distribution as defined by Sections 1 through 9 of this document.

"Licensor" shall mean the copyright owner or entity authorized by

the copyright owner that is granting the License.

"Legal Entity" shall mean the union of the acting entity and all

other entities that control, are controlled by, or are under common

control with that entity. For the purposes of this definition,

"control" means (i) the power, direct or indirect, to cause the

direction or management of such entity, whether by contract or

otherwise, or (ii) ownership of fifty percent (50%) or more of the

outstanding shares, or (iii) beneficial ownership of such entity.

"You" (or "Your") shall mean an individual or Legal Entity

exercising permissions granted by this License.

"Source" form shall mean the preferred form for making modifications,

including but not limited to software source code, documentation

source, and configuration files.

"Object" form shall mean any form resulting from mechanical

transformation or translation of a Source form, including but

not limited to compiled object code, generated documentation,

and conversions to other media types.

"Work" shall mean the work of authorship, whether in Source or

Object form, made available under the License, as indicated by a

copyright notice that is included in or attached to the work

(an example is provided in the Appendix below).

"Derivative Works" shall mean any work, whether in Source or Object

form, that is based on (or derived from) the Work and for which the

editorial revisions, annotations, elaborations, or other modifications

represent, as a whole, an original work of authorship. For the purposes

of this License, Derivative Works shall not include works that remain

separable from, or merely link (or bind by name) to the interfaces of,

the Work and Derivative Works thereof.

"Contribution" shall mean any work of authorship, including

the original version of the Work and any modifications or additions

to that Work or Derivative Works thereof, that is intentionally

submitted to Licensor for inclusion in the Work by the copyright owner

or by an individual or Legal Entity authorized to submit on behalf of

the copyright owner. For the purposes of this definition, "submitted"

means any form of electronic, verbal, or written communication sent

to the Licensor or its representatives, including but not limited to

communication on electronic mailing lists, source code control systems,

and issue tracking systems that are managed by, or on behalf of, the

Licensor for the purpose of discussing and improving the Work, but

excluding communication that is conspicuously marked or otherwise

designated in writing by the copyright owner as "Not a Contribution."

"Contributor" shall mean Licensor and any individual or Legal Entity

on behalf of whom a Contribution has been received by Licensor and

subsequently incorporated within the Work.

2. Grant of Copyright License. Subject to the terms and conditions of

this License, each Contributor hereby grants to You a perpetual,

worldwide, non-exclusive, no-charge, royalty-free, irrevocable

copyright license to reproduce, prepare Derivative Works of,

publicly display, publicly perform, sublicense, and distribute the

Work and such Derivative Works in Source or Object form.

3. Grant of Patent License. Subject to the terms and conditions of

this License, each Contributor hereby grants to You a perpetual,

worldwide, non-exclusive, no-charge, royalty-free, irrevocable

(except as stated in this section) patent license to make, have made,

use, offer to sell, sell, import, and otherwise transfer the Work,

where such license applies only to those patent claims licensable

by such Contributor that are necessarily infringed by their

Contribution(s) alone or by combination of their Contribution(s)

with the Work to which such Contribution(s) was submitted. If You

institute patent litigation against any entity (including a

cross-claim or counterclaim in a lawsuit) alleging that the Work

or a Contribution incorporated within the Work constitutes direct

or contributory patent infringement, then any patent licenses

granted to You under this License for that Work shall terminate

as of the date such litigation is filed.

4. Redistribution. You may reproduce and distribute copies of the

Work or Derivative Works thereof in any medium, with or without

modifications, and in Source or Object form, provided that You

meet the following conditions:

(a) You must give any other recipients of the Work or

Derivative Works a copy of this License; and

(b) You must cause any modified files to carry prominent notices

stating that You changed the files; and

(c) You must retain, in the Source form of any Derivative Works

that You distribute, all copyright, patent, trademark, and

attribution notices from the Source form of the Work,

excluding those notices that do not pertain to any part of

the Derivative Works; and

(d) If the Work includes a "NOTICE" text file as part of its

distribution, then any Derivative Works that You distribute must

include a readable copy of the attribution notices contained

within such NOTICE file, excluding those notices that do not

pertain to any part of the Derivative Works, in at least one

of the following places: within a NOTICE text file distributed

as part of the Derivative Works; within the Source form or

documentation, if provided along with the Derivative Works; or,

within a display generated by the Derivative Works, if and

wherever such third-party notices normally appear. The contents

of the NOTICE file are for informational purposes only and

do not modify the License. You may add Your own attribution

notices within Derivative Works that You distribute, alongside

or as an addendum to the NOTICE text from the Work, provided

that such additional attribution notices cannot be construed

as modifying the License.

You may add Your own copyright statement to Your modifications and

may provide additional or different license terms and conditions

for use, reproduction, or distribution of Your modifications, or

for any such Derivative Works as a whole, provided Your use,

reproduction, and distribution of the Work otherwise complies with

the conditions stated in this License.

5. Submission of Contributions. Unless You explicitly state otherwise,

any Contribution intentionally submitted for inclusion in the Work

by You to the Licensor shall be under the terms and conditions of

this License, without any additional terms or conditions.

Notwithstanding the above, nothing herein shall supersede or modify

the terms of any separate license agreement you may have executed

with Licensor regarding such Contributions.

6. Trademarks. This License does not grant permission to use the trade

names, trademarks, service marks, or product names of the Licensor,

except as required for reasonable and customary use in describing the

origin of the Work and reproducing the content of the NOTICE file.

7. Disclaimer of Warranty. Unless required by applicable law or

agreed to in writing, Licensor provides the Work (and each

Contributor provides its Contributions) on an "AS IS" BASIS,

WITHOUT WARRANTIES OR CONDITIONS OF ANY KIND, either express or

implied, including, without limitation, any

warranties or conditions

of TITLE, NON-INFRINGEMENT, MERCHANTABILITY, or FITNESS FOR A

PARTICULAR PURPOSE. You are solely responsible for determining the

appropriateness of using or redistributing the Work and assume any

risks associated with Your exercise of permissions under this License.

8. Limitation of Liability. In no event and under no legal theory,

whether in tort (including negligence), contract, or otherwise,

unless required by applicable law (such as deliberate and grossly

negligent acts) or agreed to in writing, shall any Contributor be

liable to You for damages, including any direct, indirect, special,

incidental, or consequential damages of any character arising as a

result of this License or out of the use or inability to use the

Work (including but not limited to damages for loss of goodwill,

work stoppage, computer failure or malfunction, or any and all

other commercial damages or losses), even if such Contributor

has been advised of the possibility of such damages.

9. Accepting Warranty or Additional Liability. While redistributing

the Work or Derivative Works thereof, You may choose to offer,

and charge a fee for, acceptance of support, warranty, indemnity,

or other liability obligations and/or rights consistent with this

License. However, in accepting such obligations, You may act only

on Your own behalf and on Your sole responsibility, not on behalf

of any other Contributor, and only if You agree to indemnify,

defend, and hold each Contributor harmless

for any liability

incurred by, or claims asserted against, such Contributor by reason

of your accepting any such warranty or additional liability.

## END OF TERMS AND CONDITIONS

APPENDIX: How to apply the Apache License to your work.

To apply the Apache License to your work, attach the following

boilerplate notice, with the fields enclosed by brackets "[ ]"

replaced with your own identifying information. (Don't include

the brackets!) The text should be enclosed in the appropriate

comment syntax for the file format. We also recommend that a

file or class name and description of purpose be included on the

same "printed page" as the copyright notice for easier

identification within third-party archives.

Copyright [yyyy] [name of copyright owner]

Licensed under the Apache License, Version 2.0 (the "License");

you may not use this file except in compliance with the License.

You may obtain a copy of the License at

<http://www.apache.org/licenses/LICENSE-2.0>

Unless required by applicable law or agreed to in writing, software

distributed under the License is distributed on an "AS IS" BASIS,

WITHOUT WARRANTIES OR CONDITIONS OF ANY KIND, either express or implied.

See the License for the specific language governing permissions and

limitations under the License.

VL Gothic fonts

URL: <http://dicey.org/vlgothic/index.html>

License for VL Gothic Font Family

-----  
This font includes glyphs derived from M+ FONTS which is created by

M+ FONTS PROJECT. License for M+ FONTS part is described in M+ FONTS

PROJECT's license. See attached 'LICENSE\_E.mplus'.

This font also includes glyphs derived from Sazanami Gothic font which

is created by Electronic Font Open Laboratory (/efont/). License for

Sazanami Gothic part is described in it's license. See attached

'README.sazanami' for original Sazanami Gothic font license.

This font also includes original glyphs which is created by Daisuke

SUZUKI and Project Vine based on M+ FONTS. License for VL Gothic

original glyphs is same as M+ FONTS PROJECT's license.

There is no limitation and the below description is not applied

as for in order not to reuse as font (ex: font is embeded to documents).

Copyright (c) 1990-2003 Wada Laboratory, the University of Tokyo.

Copyright (c) 2003-2004 Electronic Font Open Laboratory (/efont/).

Copyright (C) 2003-2009 M+ FONTS PROJECT

Copyright (C) 2006-2009 Daisuke SUZUKI <daisuke@vinelinux.org>.

Copyright (C) 2006-2009 Project Vine <Vine@vinelinux.org>.

All rights reserved.

Redistribution and use in source and binary forms, with or without

modification, are permitted provided that the following conditions

are met:

this list of conditions and the following disclaimer.

this list of conditions and the following disclaimer

in the documentation

and/or other materials provided with the distribution.

the names of its contributors may be used to endorse or promote products

derived from this software without specific prior written permission.

THIS SOFTWARE IS PROVIDED BY WADA LABORATORY, THE UNIVERSITY OF TOKYO AND CONTRIBUTORS "AS IS" AND ANY EXPRESS OR IMPLIED WARRANTIES, INCLUDING, BUT

NOT LIMITED TO, THE IMPLIED WARRANTIES OF MERCHANTABILITY AND FITNESS FOR A

PARTICULAR PURPOSE ARE DISCLAIMED. IN NO EVENT SHALL THE LABORATORY OR

CONTRIBUTORS BE LIABLE FOR ANY DIRECT, INDIRECT, INCIDENTAL, SPECIAL,

EXEMPLARY, OR CONSEQUENTIAL DAMAGES (INCLUDING, BUT NOT LIMITED TO,

PROCUREMENT OF SUBSTITUTE GOODS OR SERVICES; LOSS OF USE, DATA, OR PROFITS;

OR BUSINESS INTERRUPTION) HOWEVER CAUSED AND ON ANY THEORY OF LIABILITY,

WHETHER IN CONTRACT, STRICT LIABILITY, OR TORT (INCLUDING NEGLIGENCE OR

OTHERWISE) ARISING IN ANY WAY OUT OF THE USE OF THIS SOFTWARE, EVEN IF

ADVISED OF THE POSSIBILITY OF SUCH DAMAGE.

Nanum fonts

URL: <http://hangeul.naver.com/>

Copyright (c) 2010, NAVER Corporation ( <http://www.nhncorp.com> ).

with Reserved Font Name Nanum, Naver Nanum, NanumGothic, Naver NanumGothic, NanumMyeongjo, Naver NanumMyeongjo, NanumBrush, Naver NanumBrush, NanumPen, Naver NanumPen, Naver NanumGothicEco, NanumGothicEco, Naver NanumMyeongjoEco, NanumMyeongjoEco, Naver NanumGothicLight, NanumGothicLight, NanumBarunGothic, Naver NanumBarunGothic,

This Font Software is licensed under the SIL Open Font License, Version 1.1.

This license is copied below, and is also available with a FAQ at: <http://scripts.sil.org/OFL>

This Font Software is licensed under the SIL Open Font License, Version 1.1.



This license is copied below, and is also available with a FAQ at:

<http://scripts.sil.org/OFL>

-----  
-----  
SIL OPEN FONT LICENSE Version 1.1 - 26 February  
2007  
-----  
-----

## PREAMBLE

The goals of the Open Font License (OFL) are to stimulate worldwide development of collaborative font projects, to support the font creation efforts of academic and linguistic communities, and to provide a free and open framework in which fonts may be shared and improved in partnership with others.

The OFL allows the licensed fonts to be used, studied, modified and redistributed freely as long as they are not sold by themselves. The fonts, including any derivative works, can be bundled, embedded, redistributed and/or sold with any software provided that any reserved names are not used by derivative works. The fonts and derivatives, however, cannot be released under any other type of license. The requirement for fonts to remain under this license does not apply to any document created using the fonts or their derivatives.

## DEFINITIONS

"Font Software" refers to the set of files released by the Copyright Holder(s) under this license and clearly marked as such. This may include source files, build scripts and documentation.

"Reserved Font Name" refers to any names specified as such after the copyright statement(s).

"Original Version" refers to the collection of Font Software components as distributed by the Copyright Holder(s).

"Modified Version" refers to any derivative made by adding to, deleting, or substituting -- in part or in whole -- any of the components of the Original Version, by changing formats or by porting the Font Software to a new environment.

"Author" refers to any designer, engineer, programmer, technical writer or other person who contributed to the Font Software.

## PERMISSION & CONDITIONS

Permission is hereby granted, free of charge, to any person obtaining

a copy of the Font Software, to use, study, copy, merge, embed, modify,

redistribute, and sell modified and unmodified copies of the Font

Software, subject to the following conditions:

- 1) Neither the Font Software nor any of its individual components,  
in Original or Modified Versions, may be sold by itself.
- 2) Original or Modified Versions of the Font Software may be bundled,  
redistributed and/or sold with any software, provided that each copy  
contains the above copyright notice and this license. These can be  
included either as stand-alone text files, human-readable headers or  
in the appropriate machine-readable metadata fields within text or  
binary files as long as those fields can be easily viewed by the user.
- 3) No Modified Version of the Font Software may use the Reserved Font  
Name(s) unless explicit written permission is granted by the corresponding  
Copyright Holder. This restriction only applies to the primary font name as  
presented to the users.
- 4) The name(s) of the Copyright Holder(s) or the Author(s) of the Font  
Software shall not be used to promote, endorse or advertise any  
Modified Version, except to acknowledge the contribution(s) of the  
Copyright Holder(s) and the Author(s) or with their explicit written
- 5) The Font Software, modified or unmodified, in part or in whole,  
must be distributed entirely under this license, and must not be  
distributed under any other license. The requirement for fonts to  
remain under this license does not apply to any document created  
using the Font Software.

## TERMINATION

This license becomes null and void if any of the above conditions are not met.

## DISCLAIMER

THE FONT SOFTWARE IS PROVIDED "AS IS", WITHOUT WARRANTY OF ANY KIND, EXPRESS OR IMPLIED, INCLUDING BUT NOT LIMITED TO ANY WARRANTIES OF MERCHANTABILITY, FITNESS FOR A PARTICULAR PURPOSE AND NONINFRINGEMENT OF COPYRIGHT, PATENT, TRADEMARK, OR OTHER RIGHT. IN NO EVENT SHALL THE COPYRIGHT HOLDER BE LIABLE FOR ANY CLAIM, DAMAGES OR OTHER LIABILITY, INCLUDING ANY GENERAL, SPECIAL, INDIRECT, INCIDENTAL, OR CONSEQUENTIAL DAMAGES, WHETHER IN AN ACTION OF CONTRACT, TORT OR OTHERWISE, ARISING FROM, OUT OF THE USE OR INABILITY TO USE THE FONT SOFTWARE OR FROM OTHER DEALINGS IN THE FONT SOFTWARE.

## Mini-XML

URL: <http://www.msweet.org/projects.php?Z3>

## Mini-XML License

The Mini-XML library and included programs are provided under the terms of the GNU Library General Public License version 2 (LGPL2) with the following exceptions:

If you link the application to a modified version of Mini-XML, then the changes to Mini-XML must be provided under the terms of the LGPL2 in sections 1, 2, and 4.

## GNU LIBRARY GENERAL PUBLIC LICENSE

Version 2, June 1991

Copyright (C) 1991 Free Software Foundation, Inc.

59 Temple Place - Suite 330, Boston, MA 02111-1307, USA

Everyone is permitted to copy and distribute verbatim copies of this license document, but changing it is not allowed.

[This is the first released version of the library GPL. It

is numbered 2 because it goes with version 2 of the ordinary GPL.]

## Preamble

The licenses for most software are designed to take away your freedom to share and change it. By contrast, the GNU General Public Licenses are intended to guarantee your freedom to share and change free software--to make sure the software is free for all its users.

This license, the Library General Public License, applies to some specially designated Free Software Foundation software, and to any other libraries whose authors decide to use it. You can use it for your libraries, too.

When we speak of free software, we are referring to freedom, not price. Our General Public Licenses are designed to make sure that you have the freedom to distribute copies of free software (and charge for this service if you wish), that you receive source code or can get it if you want it, that you can change the software or use pieces of it in new free programs; and that you know you can do these things.

To protect your rights, we need to make restrictions that forbid anyone to deny you these rights or to ask you to surrender the rights. These restrictions translate to certain responsibilities for you if you distribute copies of the library, or if you modify it.

For example, if you distribute copies of the library, whether gratis or for a fee, you must give the recipients all the rights that we gave you. You must make sure that they, too, receive or can get the source code. If you link a program with the library, you must provide complete object files to the recipients so that they can relink them with the library, after making changes to the library and recompiling it. And you must show them these terms so they know their rights.

Our method of protecting your rights has two steps: (1) copyright the library, and (2) offer you this license which gives you legal permission to copy, distribute and/or modify the library.

Also, for each distributor's protection, we want to make certain that everyone understands that there is no warranty for this free library. If the library is modified by someone else and passed on, we want its recipients to know that what they have is not the original version, so that any problems introduced by others will not reflect on the original authors' reputations.

Finally, any free program is threatened constantly by software patents. We wish to avoid the danger that companies distributing free software will individually obtain patent licenses, thus in effect transforming the program into proprietary software. To prevent this, we

have made it clear that any patent must be licensed for everyone's free use or not licensed at all.

Most GNU software, including some libraries, is covered by the ordinary GNU General Public License, which was designed for utility programs. This license, the GNU Library General Public License, applies to certain designated libraries. This license is quite different from the ordinary one; be sure to read it in full, and don't assume that anything in it is the same as in the ordinary license.

The reason we have a separate public license for some libraries is that they blur the distinction we usually make between modifying or adding to a program and simply using it. Linking a program with a library, without changing the library, is in some sense simply using the library, and is analogous to running a utility program or application program. However, in a textual and legal sense, the linked executable is a combined work, a derivative of the original library, and the ordinary General Public License treats it as such.

Because of this blurred distinction, using the ordinary General Public License for libraries did not effectively promote software sharing, because most developers did not use the libraries. We concluded that weaker conditions might promote sharing better.

However, unrestricted linking of non-free programs would deprive the users of those programs of all benefit from the free status of the libraries themselves. This Library General Public License is intended to permit developers of non-free programs to use free libraries, while preserving your freedom as a user of such programs to change the free libraries that are incorporated in them. (We have not seen how to achieve this as regards changes in header files, but we have achieved it as regards changes in the actual functions of the Library.) The hope is that this will lead to faster development of free libraries.

The precise terms and conditions for copying, distribution and modification follow. Pay close attention to the difference between a "work based on the library" and a "work that uses the library". The former contains code derived from the library, while the latter only works together with the library.

Note that it is possible for a library to be covered by the ordinary General Public License rather than by this special one.

#### TERMS AND CONDITIONS FOR COPYING, DISTRIBUTION AND MODIFICATION

A "library" means a collection of software functions and/or data prepared so as to be conveniently linked with application programs (which use some of those functions and data) to form executables.

The "Library", below, refers to any such software

library or work which has been distributed under these terms. A "work based on the Library" means either the Library or any derivative work under copyright law: that is to say, a work containing the Library or a portion of it, either verbatim or with modifications and/or translated straightforwardly into another language. (Hereinafter, translation is included without limitation in the term "modification".)

"Source code" for a work means the preferred form of the work for making modifications to it. For a library, complete source code means all the source code for all modules it contains, plus any associated interface definition files, plus the scripts used to control compilation and installation of the library.

Activities other than copying, distribution and modification are not covered by this License; they are outside its scope. The act of running a program using the Library is not restricted, and output from such a program is covered only if its contents constitute a work based on the Library (independent of the use of the Library in a tool for writing it). Whether that is true depends on what the Library does and what the program that uses the Library does.

You may charge a fee for the physical act of transferring a copy, and you may at your option offer warranty protection in exchange for a fee.

- a) The modified work must itself be a software library.
- b) You must cause the files modified to carry prominent notices stating that you changed the files and the date of any change.
- c) You must cause the whole of the work to be licensed at no charge to all third parties under the terms of this License.
- d) If a facility in the modified Library refers to a function or a table of data to be supplied by an application program that uses the facility, other than as an argument passed when the facility is invoked, then you must make a good faith effort to ensure that, in the event an application does not supply such function or table, the facility still operates, and performs whatever part of its purpose remains meaningful.

(For example, a function in a library to compute square roots has a purpose that is entirely well-defined independent of the application. Therefore, Subsection 2d requires that any application-supplied function or table used by this function must be optional: if the application does not supply it, the square root function must still compute square roots.)

These requirements apply to the modified work as a whole. If identifiable sections of that work are not derived from the Library, and can be reasonably considered independent and separate works in themselves, then this License, and its terms, do not apply to those sections when you distribute them as separate works. But when you distribute the same

sections as part of a whole which is a work based on the Library, the distribution of the whole must be on the terms of this License, whose permissions for other licensees extend to the entire whole, and thus to each and every part regardless of who wrote it.

Thus, it is not the intent of this section to claim rights or contest your rights to work written entirely by you; rather, the intent is to exercise the right to control the distribution of derivative or collective works based on the Library.

In addition, mere aggregation of another work not based on the Library with the Library (or with a work based on the Library) on a volume of a storage or distribution medium does not bring the other work under the scope of this License.

Once this change is made in a given copy, it is irreversible for that copy, so the ordinary GNU General Public License applies to all subsequent copies and derivative works made from that copy.

This option is useful when you wish to copy part of the code of the Library into a program that is not a library.

If distribution of object code is made by offering access to copy from a designated place, then offering equivalent access to copy the source code from the same place satisfies the requirement to distribute the source code, even though third parties are not compelled to copy the source along with the object code.

However, linking a "work that uses the Library" with the Library creates an executable that is a derivative of the Library (because it contains portions of the Library), rather than a "work that uses the library". The executable is therefore covered by this License. Section 6 states terms for distribution of such executables.

When a "work that uses the Library" uses material from a header file that is part of the Library, the object code for the work may be a derivative work of the Library even though the source code is not. Whether this is true is especially significant if the work can be linked without the Library, or if the work is itself a library. The threshold for this to be true is not precisely defined by law.

If such an object file uses only numerical parameters, data structure layouts and accessors, and small macros and small inline functions (ten lines or less in length), then the use of the object file is unrestricted, regardless of whether it is legally a derivative work. (Executables containing this object code plus portions of the Library will still fall under Section 6.)

Otherwise, if the work is a derivative of the Library, you may distribute the object code for the work under the terms of Section 6. Any executables containing that work also fall under Section 6, whether or not they are linked directly with the Library itself.

You must give prominent notice with each copy of the work that the Library is used in it and that the Library and its use are covered by this License. You must supply a copy of this License. If the work during execution displays copyright notices, you must include the copyright notice for the Library among them, as well as a reference directing the user to the copy of this License. Also, you must do one of these things:

a) Accompany the work with the complete corresponding machine-readable source code for the Library including whatever changes were used in the work (which must be distributed under Sections 1 and 2 above); and, if the work is an executable linked with the Library, with the complete machine-readable "work that uses the Library", as object code and/or source code, so that the user can modify the Library and then relink to produce a modified executable containing the modified Library. (It is understood that the user who changes the contents of definitions files in the Library will not necessarily be able to recompile the application to use the modified definitions.)

b) Accompany the work with a written offer, valid for at least three years, to give the same user the materials specified in Subsection 6a, above, for a charge no more than the cost of performing this distribution.

c) If distribution of the work is made by offering access to copy from a designated place, offer equivalent access to copy the above specified materials from the same place.

d) Verify that the user has already received a copy of these materials or that you have already sent this user a copy.

For an executable, the required form of the "work that uses the Library" must include any data and utility programs needed for reproducing the executable from it. However, as a special exception, the source code distributed need not include anything that is normally distributed (in either source or binary form) with the major components (compiler, kernel, and so on) of the operating system on which the executable runs, unless that component itself accompanies the executable.

It may happen that this requirement contradicts the license restrictions of other proprietary libraries that do not normally accompany the operating system. Such a contradiction means you cannot use both them and the Library together in an executable that you distribute.

a) Accompany the combined library with a copy of the same work based on the Library, uncombined with any other library facilities. This must be distributed under the terms of the Sections above.

b) Give prominent notice with the combined library of the fact that part of it is a work based on the Library,

and explaining where to find the accompanying uncombined form of the same work.

If any portion of this section is held invalid or unenforceable under any particular circumstance, the balance of the section is intended to apply, and the section as a whole is intended to apply in other circumstances.

It is not the purpose of this section to induce you to infringe any patents or other property right claims or to contest validity of any such claims; this section has the sole purpose of protecting the integrity of the free software distribution system which is implemented by public license practices. Many people have made generous contributions to the wide range of software distributed through that system in reliance on consistent application of that system; it is up to the author/donor to decide if he or she is willing to distribute software through any other system and a licensee cannot impose that choice.

This section is intended to make thoroughly clear what is believed to be a consequence of the rest of this License.

Each version is given a distinguishing version number. If the Library specifies a version number of this License which applies to it and "any later version", you have the option of following the terms and conditions either of that version or of any later version published by the Free Software Foundation. If the Library does not specify a license version number, you may choose any version ever published by the Free Software Foundation.

NO WARRANTY

## END OF TERMS AND CONDITIONS

### How to Apply These Terms to Your New Libraries

If you develop a new library, and you want it to be of the greatest possible use to the public, we recommend making it free software that everyone can redistribute and change. You can do so by permitting redistribution under these terms (or, alternatively, under the terms of the ordinary General Public License).

To apply these terms, attach the following notices to the library. It is safest to attach them to the start of each source file to most effectively convey the exclusion of warranty; and each file should have at least the "copyright" line and a pointer to where the full notice is found.

one line to give the library's name and an idea of what it does.

Copyright (C) year name of author

This library is free software; you can redistribute it

and/or modify it under the terms of the GNU Lesser General Public License as published by the Free Software Foundation; either version 2.1 of the License, or (at your option) any later version.

This library is distributed in the hope that it will be useful, but WITHOUT ANY WARRANTY; without even the implied warranty of MERCHANTABILITY or FITNESS FOR A PARTICULAR PURPOSE. See the GNU Lesser General Public License for more details.

You should have received a copy of the GNU Lesser General Public License along with this library; if not, write to the Free Software Foundation, Inc., 59 Temple Place, Suite 330, Boston, MA 02111-1307 USA

Also add information on how to contact you by electronic and paper mail.

You should also get your employer (if you work as a programmer) or your school, if any, to sign a "copyright disclaimer" for the library, if necessary. Here is a sample; alter the names:

Yoyodyne, Inc., hereby disclaims all copyright interest in the library 'Frob' (a library for tweaking knobs) written by James Random Hacker.

signature of Ty Coon, 1 April 1990 Ty Coon, President of Vice

That's all there is to it!

Boost

URL: <http://www.boost.org/>

Boost Software License - Version 1.0 - August 17th, 2003

Permission is hereby granted, free of charge, to any person or organization

obtaining a copy of the software and accompanying documentation covered by

this license (the "Software") to use, reproduce, display, distribute,

execute, and transmit the Software, and to prepare derivative works of the

Software, and to permit third-parties to whom the Software is furnished to

do so, all subject to the following:

The copyright notices in the Software and this entire statement, including

the above license grant, this restriction and the following disclaimer,

must be included in all copies of the Software, in whole or in part, and

all derivative works of the Software, unless such copies or derivative works are solely in the form of machine-executable object code generated by a source language processor.

THE SOFTWARE IS PROVIDED "AS IS", WITHOUT WARRANTY OF ANY KIND, EXPRESS OR IMPLIED, INCLUDING BUT NOT LIMITED TO THE WARRANTIES OF MERCHANTABILITY, FITNESS FOR A PARTICULAR PURPOSE, TITLE AND NON-INFRINGEMENT. IN NO EVENT SHALL THE COPYRIGHT HOLDERS OR ANYONE DISTRIBUTING THE SOFTWARE BE LIABLE FOR ANY DAMAGES OR OTHER LIABILITY, WHETHER IN CONTRACT, TORT OR OTHERWISE, ARISING FROM, OUT OF OR IN CONNECTION WITH THE SOFTWARE OR THE USE OR OTHER DEALINGS IN THE SOFTWARE.

libcurl

URL: <http://curl.haxx.se/>

COPYRIGHT AND PERMISSION NOTICE

Copyright (c) 1996 - 2014, Daniel Stenberg, <daniel@haxx.se>.

All rights reserved.

Permission to use, copy, modify, and distribute this software for any purpose

with or without fee is hereby granted, provided that the above copyright

notice and this permission notice appear in all copies.

THE SOFTWARE IS PROVIDED "AS IS", WITHOUT WARRANTY OF ANY KIND, EXPRESS OR

IMPLIED, INCLUDING BUT NOT LIMITED TO THE WARRANTIES OF MERCHANTABILITY,

FITNESS FOR A PARTICULAR PURPOSE AND NON-INFRINGEMENT OF THIRD PARTY RIGHTS. IN

NO EVENT SHALL THE AUTHORS OR COPYRIGHT HOLDERS BE LIABLE FOR ANY CLAIM,

DAMAGES OR OTHER LIABILITY, WHETHER IN AN ACTION OF CONTRACT, TORT OR

OTHERWISE, ARISING FROM, OUT OF OR IN CONNECTION WITH THE SOFTWARE OR THE USE

OR OTHER DEALINGS IN THE SOFTWARE.

Except as contained in this notice, the name of a copyright holder shall not

be used in advertising or otherwise to promote the

sale, use or other dealings

in this Software without prior written authorization of the copyright holder.

libcurl - lib/krb5.c

URL:

[https://github.com/bagder/curl/blob/master/lib/krb5\\_c](https://github.com/bagder/curl/blob/master/lib/krb5_c)

/\* GSSAPI/krb5 support for FTP - loosely based on old krb4.c

\*

\* Copyright (c) 1995, 1996, 1997, 1998, 1999, 2013 Kungliga Tekniska Högskolan

\* (Royal Institute of Technology, Stockholm, Sweden).

\* Copyright (c) 2004 - 2012 Daniel Stenberg

\* All rights reserved.

\*

\* Redistribution and use in source and binary forms, with or without

\* modification, are permitted provided that the following conditions

\* are met:

\*

\* 1. Redistributions of source code must retain the above copyright

\* notice, this list of conditions and the following disclaimer.

\*

\* 2. Redistributions in binary form must reproduce the above copyright

\* notice, this list of conditions and the following disclaimer in the

\* documentation and/or other materials provided with the distribution.

\*

\* 3. Neither the name of the Institute nor the names of its contributors

\* may be used to endorse or promote products derived from this software

\* without specific prior written permission.

\*

\* THIS SOFTWARE IS PROVIDED BY THE INSTITUTE AND CONTRIBUTORS "AS IS" AND

\* ANY EXPRESS OR IMPLIED WARRANTIES, INCLUDING, BUT NOT LIMITED TO, THE

\* IMPLIED WARRANTIES OF MERCHANTABILITY

AND FITNESS FOR A PARTICULAR PURPOSE

\* ARE DISCLAIMED. IN NO EVENT SHALL THE INSTITUTE OR CONTRIBUTORS BE LIABLE FOR ANY DIRECT, INDIRECT, INCIDENTAL, SPECIAL, EXEMPLARY, OR CONSEQUENTIAL DAMAGES (INCLUDING, BUT NOT LIMITED TO, PROCUREMENT OF SUBSTITUTE GOODS OR SERVICES; LOSS OF USE, DATA, OR PROFITS; OR BUSINESS INTERRUPTION) HOWEVER CAUSED AND ON ANY THEORY OF LIABILITY, WHETHER IN CONTRACT, STRICT LIABILITY, OR TORT (INCLUDING NEGLIGENCE OR OTHERWISE) ARISING IN ANY WAY OUT OF THE USE OF THIS SOFTWARE, EVEN IF ADVISED OF THE POSSIBILITY OF SUCH DAMAGE. \*/

libcurl - lib/security.c

URL:

<https://github.com/bagder/curl/blob/master/lib/security.c>

/\* This source code was modified by Martin Hedenfalk <mhe@stacken.kth.se> for

use in Curl. His latest changes were done 2000-09-18.

\*

It has since been patched and modified a lot by Daniel Stenberg

<daniel@haxx.se> to make it better applied to curl conditions, and to make

it not use globals, pollute name space and more. This source code awaits a

rewrite to work around the paragraph 2 in the BSD licenses as explained

below.

\*

Copyright (c) 1998, 1999, 2013 Kungliga Tekniska Högskolan

(Royal Institute of Technology, Stockholm, Sweden).

\*

Copyright (C) 2001 - 2013, Daniel Stenberg, <daniel@haxx.se>, et al.

\*

All rights reserved.

\*

Redistribution and use in source and binary forms, with or without

modification, are permitted provided that the following conditions

are met:

\*

1. Redistributions of source code must retain the above copyright

notice, this list of conditions and the following disclaimer.

\*

2. Redistributions in binary form must reproduce the above copyright

notice, this list of conditions and the following disclaimer in the

documentation and/or other materials provided with the distribution.

\*

3. Neither the name of the Institute nor the names of its contributors

may be used to endorse or promote products derived from this software

without specific prior written permission.

\*

THIS SOFTWARE IS PROVIDED BY THE INSTITUTE AND CONTRIBUTORS "AS IS" AND

ANY EXPRESS OR IMPLIED WARRANTIES, INCLUDING, BUT NOT LIMITED TO, THE

IMPLIED WARRANTIES OF MERCHANTABILITY AND FITNESS FOR A PARTICULAR PURPOSE

ARE DISCLAIMED. IN NO EVENT SHALL THE INSTITUTE OR CONTRIBUTORS BE LIABLE

FOR ANY DIRECT, INDIRECT, INCIDENTAL, SPECIAL, EXEMPLARY, OR CONSEQUENTIAL

DAMAGES (INCLUDING, BUT NOT LIMITED TO, PROCUREMENT OF SUBSTITUTE GOODS

OR SERVICES; LOSS OF USE, DATA, OR PROFITS; OR BUSINESS INTERRUPTION)

HOWEVER CAUSED AND ON ANY THEORY OF LIABILITY, WHETHER IN CONTRACT, STRICT

LIABILITY, OR TORT (INCLUDING NEGLIGENCE OR OTHERWISE) ARISING IN ANY WAY

OUT OF THE USE OF THIS SOFTWARE, EVEN IF ADVISED OF THE POSSIBILITY OF

SUCH DAMAGE. \*/

David M. Gay's floating point routines

URL: <http://www.netlib.org/fp/>

```
/******  
*****  
*  
* The author of this software is David M. Gay.  
*  
* Copyright (c) 1991, 2000, 2001 by Lucent  
Technologies.  
*  
* Permission to use, copy, modify, and distribute this  
software for any  
* purpose without fee is hereby granted, provided  
that this entire notice  
* is included in all copies of any software which is or  
includes a copy  
* or modification of this software and in all copies of  
the supporting  
* documentation for such software.  
*  
* THIS SOFTWARE IS BEING PROVIDED "AS IS",  
WITHOUT ANY EXPRESS OR IMPLIED  
* WARRANTY. IN PARTICULAR, NEITHER THE  
AUTHOR NOR LUCENT MAKES ANY  
* REPRESENTATION OR WARRANTY OF ANY KIND  
CONCERNING THE MERCHANTABILITY  
* OF THIS SOFTWARE OR ITS FITNESS FOR ANY  
PARTICULAR PURPOSE.  
*  
*****/  
*****/
```

dynamic annotations

URL: <http://code.google.com/p/data-race-test/wiki/DynamicAnnotations>

```
/* Copyright (c) 2008-2009, Google Inc.  
* All rights reserved.  
*  
* Redistribution and use in source and binary forms,  
with or without  
* modification, are permitted provided that the  
following conditions are  
* met:  
*  
* * Redistributions of source code must retain  
the above copyright  
* notice, this list of conditions and the following
```

disclaimer.

```
* * Neither the name of Google Inc. nor the  
names of its  
* contributors may be used to endorse or promote  
products derived from  
* this software without specific prior written  
permission.  
*  
* THIS SOFTWARE IS PROVIDED BY THE  
COPYRIGHT HOLDERS AND CONTRIBUTORS  
* "AS IS" AND ANY EXPRESS OR IMPLIED  
WARRANTIES, INCLUDING, BUT NOT  
* LIMITED TO, THE IMPLIED WARRANTIES OF  
MERCHANTABILITY AND FITNESS FOR  
* A PARTICULAR PURPOSE ARE DISCLAIMED. IN  
NO EVENT SHALL THE COPYRIGHT  
* OWNER OR CONTRIBUTORS BE LIABLE FOR ANY  
DIRECT, INDIRECT, INCIDENTAL,  
* SPECIAL, EXEMPLARY, OR CONSEQUENTIAL  
DAMAGES (INCLUDING, BUT NOT  
* LIMITED TO, PROCUREMENT OF SUBSTITUTE  
GOODS OR SERVICES; LOSS OF USE,  
* DATA, OR PROFITS; OR BUSINESS  
INTERRUPTION) HOWEVER CAUSED AND ON ANY  
* THEORY OF LIABILITY, WHETHER IN CONTRACT,  
STRICT LIABILITY, OR TORT  
* (INCLUDING NEGLIGENCE OR OTHERWISE)  
ARISING IN ANY WAY OUT OF THE USE  
* OF THIS SOFTWARE, EVEN IF ADVISED OF THE  
POSSIBILITY OF SUCH DAMAGE.  
*  
* ---  
* Author: Kostya Serebryany  
*/
```

libevent

URL: <http://libevent.org/>

Libevent is available for use under the following  
license, commonly known  
as the 3-clause (or "modified") BSD license:

```
=====  
Copyright (c) 2000-2007 Niels Provos  
<provos@citi.umich.edu>  
Copyright (c) 2007-2010 Niels Provos and Nick  
Mathewson
```



Redistribution and use in source and binary forms, with or without

modification, are permitted provided that the following conditions

are met:

notice, this list of conditions and the following disclaimer.

notice, this list of conditions and the following disclaimer in the

documentation and/or other materials provided with the distribution.

derived from this software without specific prior written permission.

THIS SOFTWARE IS PROVIDED BY THE AUTHOR "AS IS" AND ANY EXPRESS OR

IMPLIED WARRANTIES, INCLUDING, BUT NOT LIMITED TO, THE IMPLIED WARRANTIES

OF MERCHANTABILITY AND FITNESS FOR A PARTICULAR PURPOSE ARE DISCLAIMED.

IN NO EVENT SHALL THE AUTHOR BE LIABLE FOR ANY DIRECT, INDIRECT,

INCIDENTAL, SPECIAL, EXEMPLARY, OR CONSEQUENTIAL DAMAGES (INCLUDING, BUT

NOT LIMITED TO, PROCUREMENT OF SUBSTITUTE GOODS OR SERVICES; LOSS OF USE,

DATA, OR PROFITS; OR BUSINESS INTERRUPTION) HOWEVER CAUSED AND ON ANY

THEORY OF LIABILITY, WHETHER IN CONTRACT, STRICT LIABILITY, OR TORT

(INCLUDING NEGLIGENCE OR OTHERWISE) ARISING IN ANY WAY OUT OF THE USE OF

THIS SOFTWARE, EVEN IF ADVISED OF THE POSSIBILITY OF SUCH DAMAGE.

=====

Portions of Libevent are based on works by others, also made available by

them under the three-clause BSD license above. The copyright notices are

available in the corresponding source files; the license is as above. Here's

a list:

Copyright (c) 2000 Dug Song  
<dugsong@monkey.org>

Copyright (c) 1993 The Regents of the University of California.

Copyright (c) 1998 Todd C. Miller  
<Todd.Miller@courtesan.com>

Copyright (c) 2003 Michael A. Davis  
<mike@datanerds.net>

Copyright (c) 2007 Sun Microsystems

Copyright (c) 2006 Maxim Yegorushkin  
<maxim.yegorushkin@gmail.com>

Copyright 2002 Niels Provos  
<provos@citi.umich.edu>

Netscape Portable Runtime (NSPR)

URL: <http://www.mozilla.org/projects/nspr/>

/\* \*\*\*\*\* BEGIN LICENSE BLOCK \*\*\*\*\*

\* Version: MPL 1.1/GPL 2.0/LGPL 2.1

\*

\* The contents of this file are subject to the Mozilla Public License Version

\* 1.1 (the "License"); you may not use this file except in compliance with

\* the License. You may obtain a copy of the License at

\* <http://www.mozilla.org/MPL/>

\*

\* Software distributed under the License is distributed on an "AS IS" basis,

\* WITHOUT WARRANTY OF ANY KIND, either express or implied. See the License

\* for the specific language governing rights and limitations under the

\* License.

\*

\* The Original Code is the Netscape Portable Runtime (NSPR).

\*

\* The Initial Developer of the Original Code is

\* Netscape Communications Corporation.

\* Portions created by the Initial Developer are Copyright (C) 1998-2000

\* the Initial Developer. All Rights Reserved.

\*

\* Contributor(s):

\*

\* Alternatively, the contents of this file may be used under the terms of

\* either the GNU General Public License Version 2 or later (the "GPL"), or

\* the GNU Lesser General Public License Version 2.1 or later (the "LGPL"),

\* in which case the provisions of the GPL or the LGPL are applicable instead

\* of those above. If you wish to allow use of your version of this file only

\* under the terms of either the GPL or the LGPL, and not to allow others to

\* use your version of this file under the terms of the MPL, indicate your

\* decision by deleting the provisions above and replace them with the notice

\* and other provisions required by the GPL or the LGPL. If you do not delete

\* the provisions above, a recipient may use your version of this file under

\* the terms of any one of the MPL, the GPL or the LGPL.

\*

\* \*\*\*\*\* END LICENSE BLOCK \*\*\*\*\* \*/

Paul Hsieh's SuperFastHash

URL:

<http://www.azillionmonkeys.com/qed/hash.html>

Paul Hsieh OLD BSD license

Copyright (c) 2010, Paul Hsieh

All rights reserved.

Redistribution and use in source and binary forms, with or without modification,

are permitted provided that the following conditions are met:

\* Redistributions of source code must retain the above copyright notice, this

list of conditions and the following disclaimer.

\* Redistributions in binary form must reproduce the above copyright notice, this

list of conditions and the following disclaimer in the documentation and/or

other materials provided with the distribution.

\* Neither my name, Paul Hsieh, nor the names of any other contributors to the

code use may not be used to endorse or promote products derived from this

software without specific prior written permission.

THIS SOFTWARE IS PROVIDED BY THE COPYRIGHT HOLDERS AND CONTRIBUTORS "AS IS" AND

ANY EXPRESS OR IMPLIED WARRANTIES, INCLUDING, BUT NOT LIMITED TO, THE IMPLIED

WARRANTIES OF MERCHANTABILITY AND FITNESS FOR A PARTICULAR PURPOSE ARE

ANY DIRECT, INDIRECT, INCIDENTAL, SPECIAL, EXEMPLARY, OR CONSEQUENTIAL DAMAGES

(INCLUDING, BUT NOT LIMITED TO, PROCUREMENT OF SUBSTITUTE GOODS OR SERVICES;

LOSS OF USE, DATA, OR PROFITS; OR BUSINESS INTERRUPTION) HOWEVER CAUSED AND ON

ANY THEORY OF LIABILITY, WHETHER IN CONTRACT, STRICT LIABILITY, OR TORT

(INCLUDING NEGLIGENCE OR OTHERWISE) ARISING IN ANY WAY OUT OF THE USE OF THIS

SOFTWARE, EVEN IF ADVISED OF THE POSSIBILITY OF SUCH DAMAGE.

google-glog's symbolization library

URL: <https://github.com/google/glog>

Copyright (c) 2006, Google Inc.

All rights reserved.

Redistribution and use in source and binary forms, with or without modification, are permitted provided that the following conditions are met:

\* Redistributions of source code must retain the above copyright notice, this list of conditions and the following disclaimer.

\* Redistributions in binary form must reproduce the above copyright notice, this list of conditions and the following disclaimer in the documentation and/or other materials provided with the distribution.

\* Neither the name of Google Inc. nor the names of its contributors may be used to endorse or promote products derived from this software without specific prior written permission.

THIS SOFTWARE IS PROVIDED BY THE COPYRIGHT HOLDERS AND CONTRIBUTORS

"AS IS" AND ANY EXPRESS OR IMPLIED WARRANTIES, INCLUDING, BUT NOT

LIMITED TO, THE IMPLIED WARRANTIES OF MERCHANTABILITY AND FITNESS FOR

A PARTICULAR PURPOSE ARE DISCLAIMED. IN NO EVENT SHALL THE COPYRIGHT

OWNER OR CONTRIBUTORS BE LIABLE FOR ANY DIRECT, INDIRECT, INCIDENTAL,

SPECIAL, EXEMPLARY, OR CONSEQUENTIAL

DAMAGES (INCLUDING, BUT NOT LIMITED TO, PROCUREMENT OF SUBSTITUTE GOODS OR SERVICES; LOSS OF USE, DATA, OR PROFITS; OR BUSINESS INTERRUPTION) HOWEVER CAUSED AND ON ANY THEORY OF LIABILITY, WHETHER IN CONTRACT, STRICT LIABILITY, OR TORT (INCLUDING NEGLIGENCE OR OTHERWISE) ARISING IN ANY WAY OUT OF THE USE OF THIS SOFTWARE, EVEN IF ADVISED OF THE POSSIBILITY OF SUCH DAMAGE.

valgrind

URL: <http://valgrind.org>

Notice that the following BSD-style license applies to the Valgrind header

files used by Chromium (valgrind.h and memcheck.h). However, the rest of

Valgrind is licensed under the terms of the GNU General Public License,

version 2, unless otherwise indicated.

-----  
-----

Copyright (C) 2000-2008 Julian Seward. All rights reserved.

Redistribution and use in source and binary forms, with or without

modification, are permitted provided that the following conditions

are met:

1. Redistributions of source code must retain the above copyright

notice, this list of conditions and the following disclaimer.

2. The origin of this software must not be misrepresented; you must

not claim that you wrote the original software. If you use this

software in a product, an acknowledgment in the product

documentation would be appreciated but is not required.

3. Altered source versions must be plainly marked

as such, and must

not be misrepresented as being the original software.

4. The name of the author may not be used to endorse or promote

products derived from this software without specific prior written

permission.

THIS SOFTWARE IS PROVIDED BY THE AUTHOR "AS IS" AND ANY EXPRESS

OR IMPLIED WARRANTIES, INCLUDING, BUT NOT LIMITED TO, THE IMPLIED

WARRANTIES OF MERCHANTABILITY AND FITNESS FOR A PARTICULAR PURPOSE

ARE DISCLAIMED. IN NO EVENT SHALL THE AUTHOR BE LIABLE FOR ANY

DIRECT, INDIRECT, INCIDENTAL, SPECIAL, EXEMPLARY, OR CONSEQUENTIAL

DAMAGES (INCLUDING, BUT NOT LIMITED TO, PROCUREMENT OF SUBSTITUTE

GOODS OR SERVICES; LOSS OF USE, DATA, OR PROFITS; OR BUSINESS

INTERRUPTION) HOWEVER CAUSED AND ON ANY THEORY OF LIABILITY,

WHETHER IN CONTRACT, STRICT LIABILITY, OR TORT (INCLUDING

NEGLIGENCE OR OTHERWISE) ARISING IN ANY WAY OUT OF THE USE OF THIS

SOFTWARE, EVEN IF ADVISED OF THE POSSIBILITY OF SUCH DAMAGE.

Mozilla Personal Security Manager

URL: <http://mxr.mozilla.org/mozilla-central/source/security/manager/>

/\* \*\*\*\*\* BEGIN LICENSE BLOCK \*\*\*\*\*

\* Version: MPL 1.1/GPL 2.0/LGPL 2.1

\*

\* The contents of this file are subject to the Mozilla Public License Version

\* 1.1 (the "License"); you may not use this file except in compliance with

\* the License. You may obtain a copy of the License at

\* <http://www.mozilla.org/MPL/>

\*

\* Software distributed under the License is distributed on an "AS IS" basis,

\* WITHOUT WARRANTY OF ANY KIND, either express or implied. See the License

\* for the specific language governing rights and limitations under the

\* License.

\*

\* The Original Code is the Netscape security libraries.

\*

\* The Initial Developer of the Original Code is

\* Netscape Communications Corporation.

\* Portions created by the Initial Developer are Copyright (C) 2000

\* the Initial Developer. All Rights Reserved.

\*

\* Contributor(s):

\*

\* Alternatively, the contents of this file may be used under the terms of

\* either the GNU General Public License Version 2 or later (the "GPL"), or

\* the GNU Lesser General Public License Version 2.1 or later (the "LGPL"),

\* in which case the provisions of the GPL or the LGPL are applicable instead

\* of those above. If you wish to allow use of your version of this file only

\* under the terms of either the GPL or the LGPL, and not to allow others to

\* use your version of this file under the terms of the MPL, indicate your

\* decision by deleting the provisions above and replace them with the notice

\* and other provisions required by the GPL or the LGPL. If you do not delete

\* the provisions above, a recipient may use your version of this file under

\* the terms of any one of the MPL, the GPL or the LGPL.

\*

\* \*\*\*\*\* END LICENSE BLOCK \*\*\*\*\* \*/

Network Security Services (NSS)

URL:

<http://www.mozilla.org/projects/security/pki/nss/>

```
/* ***** BEGIN LICENSE BLOCK *****
 * Version: MPL 1.1/GPL 2.0/LGPL 2.1
 *
 * The contents of this file are subject to the Mozilla Public License Version
 * 1.1 (the "License"); you may not use this file except in compliance with
 * the License. You may obtain a copy of the License at
 * http://www.mozilla.org/MPL/
 *
 * Software distributed under the License is distributed on an "AS IS" basis,
 * WITHOUT WARRANTY OF ANY KIND, either express or implied. See the License
 * for the specific language governing rights and limitations under the
 * License.
 *
 * The Original Code is the Netscape security libraries.
 *
 * The Initial Developer of the Original Code is
 * Netscape Communications Corporation.
 * Portions created by the Initial Developer are Copyright (C) 1994-2000
 * the Initial Developer. All Rights Reserved.
 *
 * Contributor(s):
 *
 * Alternatively, the contents of this file may be used under the terms of
 * either the GNU General Public License Version 2 or later (the "GPL"), or
 * the GNU Lesser General Public License Version 2.1 or later (the "LGPL"),
 * in which case the provisions of the GPL or the LGPL are applicable instead
 * of those above. If you wish to allow use of your version of this file only
 * under the terms of either the GPL or the LGPL, and not to allow others to
 * use your version of this file under the terms of the MPL, indicate your
 * decision by deleting the provisions above and replace them with the notice
```

\* and other provisions required by the GPL or the LGPL. If you do not delete

\* the provisions above, a recipient may use your version of this file under

\* the terms of any one of the MPL, the GPL or the LGPL.

\*

\* \*\*\*\*\* END LICENSE BLOCK \*\*\*\*\* \*/

open-vcdiff

URL: <https://github.com/google/open-vcdiff>

Almost Native Graphics Layer Engine

URL: <http://code.google.com/p/angleproject/>

Copyright (C) 2002-2013 The ANGLE Project Authors.

All rights reserved.

Redistribution and use in source and binary forms, with or without modification, are permitted provided that the following conditions are met:

Redistributions of source code must retain the above copyright notice, this list of conditions and the following disclaimer.

Redistributions in binary form must reproduce the above copyright notice, this list of conditions and the following disclaimer in the documentation and/or other materials provided with the distribution.

Neither the name of TransGaming Inc., Google Inc., 3DLabs Inc. Ltd., nor the names of their contributors may be used to endorse or promote products derived from this software without specific prior written permission.

THIS SOFTWARE IS PROVIDED BY THE COPYRIGHT HOLDERS AND CONTRIBUTORS

"AS IS" AND ANY EXPRESS OR IMPLIED WARRANTIES, INCLUDING, BUT NOT

LIMITED TO, THE IMPLIED WARRANTIES OF MERCHANTABILITY AND FITNESS

FOR A PARTICULAR PURPOSE ARE DISCLAIMED. IN NO EVENT SHALL THE

COPYRIGHT OWNER OR CONTRIBUTORS BE LIABLE FOR ANY DIRECT, INDIRECT,

INCIDENTAL, SPECIAL, EXEMPLARY, OR CONSEQUENTIAL DAMAGES (INCLUDING,

BUT NOT LIMITED TO, PROCUREMENT OF SUBSTITUTE GOODS OR SERVICES;

LOSS OF USE, DATA, OR PROFITS; OR BUSINESS INTERRUPTION) HOWEVER

CAUSED AND ON ANY THEORY OF LIABILITY, WHETHER IN CONTRACT, STRICT

LIABILITY, OR TORT (INCLUDING NEGLIGENCE OR OTHERWISE) ARISING IN

ANY WAY OUT OF THE USE OF THIS SOFTWARE, EVEN IF ADVISED OF THE POSSIBILITY OF SUCH DAMAGE.

boringsssl

URL: <https://boringsssl.google.com/boringsssl>

## LICENSE ISSUES

=====

The OpenSSL toolkit stays under a dual license, i.e. both the conditions of

the OpenSSL License and the original SSLeay license apply to the toolkit.

See below for the actual license texts. Actually both licenses are BSD-style

Open Source licenses. In case of any license issues related to OpenSSL

please contact [openssl-core@openssl.org](mailto:openssl-core@openssl.org).

## OpenSSL License

-----

/\* =====  
=====

\* Copyright (c) 1998-2011 The OpenSSL Project. All rights reserved.

\*

\* Redistribution and use in source and binary forms, with or without

\* modification, are permitted provided that the following conditions

\* are met:

\*

\* 1. Redistributions of source code must retain the above copyright

\* notice, this list of conditions and the following disclaimer.

\*

\* 2. Redistributions in binary form must reproduce the above copyright

\* notice, this list of conditions and the following disclaimer in

\* the documentation and/or other materials provided with the

\* distribution.

\*

\* 3. All advertising materials mentioning features or use of this

\* software must display the following acknowledgment:

\* "This product includes software developed by the OpenSSL Project

\* for use in the OpenSSL Toolkit. (<http://www.openssl.org/> )"

\*

\* 4. The names "OpenSSL Toolkit" and "OpenSSL Project" must not be used to

\* endorse or promote products derived from this software without

\* prior written permission. For written permission, please contact

\* [openssl-core@openssl.org](mailto:openssl-core@openssl.org).

\*

\* 5. Products derived from this software may not be called "OpenSSL"

\* nor may "OpenSSL" appear in their names without prior written

\* permission of the OpenSSL Project.

\*

\* 6. Redistributions of any form whatsoever must retain the following

\* acknowledgment:

\* "This product includes software developed by the OpenSSL Project

\* for use in the OpenSSL Toolkit (<http://www.openssl.org/> )"

\*

\* THIS SOFTWARE IS PROVIDED BY THE OpenSSL PROJECT ``AS IS'' AND ANY

\* EXPRESSED OR IMPLIED WARRANTIES, INCLUDING, BUT NOT LIMITED TO, THE

\* IMPLIED WARRANTIES OF MERCHANTABILITY AND FITNESS FOR A PARTICULAR

\* PURPOSE ARE DISCLAIMED. IN NO EVENT SHALL THE OpenSSL PROJECT OR

\* ITS CONTRIBUTORS BE LIABLE FOR ANY DIRECT, INDIRECT, INCIDENTAL,

\* SPECIAL, EXEMPLARY, OR CONSEQUENTIAL DAMAGES (INCLUDING, BUT

\* NOT LIMITED TO, PROCUREMENT OF SUBSTITUTE GOODS OR SERVICES;

\* LOSS OF USE, DATA, OR PROFITS; OR BUSINESS INTERRUPTION)

\* HOWEVER CAUSED AND ON ANY THEORY OF LIABILITY, WHETHER IN CONTRACT,

\* STRICT LIABILITY, OR TORT (INCLUDING NEGLIGENCE OR OTHERWISE)

\* ARISING IN ANY WAY OUT OF THE USE OF THIS SOFTWARE, EVEN IF ADVISED

\* OF THE POSSIBILITY OF SUCH DAMAGE.

\* =====

=====

\*

\* This product includes cryptographic software written by Eric Young

\* ([eay@cryptsoft.com](mailto:eay@cryptsoft.com)). This product includes software written by Tim

\* Hudson ([tjh@cryptsoft.com](mailto:tjh@cryptsoft.com)).

\*

\*/

Original SSLeay License

-----

/\* Copyright (C) 1995-1998 Eric Young ([eay@cryptsoft.com](mailto:eay@cryptsoft.com))

\* All rights reserved.

\*

\* This package is an SSL implementation written

\* by Eric Young ([eay@cryptsoft.com](mailto:eay@cryptsoft.com)).

\* The implementation was written so as to conform with Netscapes SSL.

\*

\* This library is free for commercial and non-commercial use as long as

\* the following conditions are aheared to. The following conditions

\* apply to all code found in this distribution, be it the RC4, RSA,

\* lhash, DES, etc., code; not just the SSL code. The SSL documentation

\* included with this distribution is covered by the same copyright terms

\* except that the holder is Tim Hudson ([tjh@cryptsoft.com](mailto:tjh@cryptsoft.com)).

- \* Copyright remains Eric Young's, and as such any Copyright notices in
- \* the code are not to be removed.
- \* If this package is used in a product, Eric Young should be given attribution
- \* as the author of the parts of the library used.
- \* This can be in the form of a textual message at program startup or
- \* in documentation (online or textual) provided with the package.
- \* Redistribution and use in source and binary forms, with or without
- \* modification, are permitted provided that the following conditions
- \* are met:
- \* 1. Redistributions of source code must retain the copyright
- \* notice, this list of conditions and the following disclaimer.
- \* 2. Redistributions in binary form must reproduce the above copyright
- \* notice, this list of conditions and the following disclaimer in the
- \* documentation and/or other materials provided with the distribution.
- \* 3. All advertising materials mentioning features or use of this software
- \* must display the following acknowledgement:
- \* "This product includes cryptographic software written by
- \* Eric Young (eay@cryptsoft.com)"
- \* The word 'cryptographic' can be left out if the routines from the library
- \* being used are not cryptographic related :-).
- \* 4. If you include any Windows specific code (or a derivative thereof) from
- \* the apps directory (application code) you must include an acknowledgement:
- \* "This product includes software written by Tim Hudson (tjh@cryptsoft.com)"
- \* THIS SOFTWARE IS PROVIDED BY ERIC YOUNG ``AS IS'' AND
- \* ANY EXPRESS OR IMPLIED WARRANTIES, INCLUDING, BUT NOT LIMITED TO, THE

- \* IMPLIED WARRANTIES OF MERCHANTABILITY AND FITNESS FOR A PARTICULAR PURPOSE
- \* ARE DISCLAIMED. IN NO EVENT SHALL THE AUTHOR OR CONTRIBUTORS BE LIABLE
- \* FOR ANY DIRECT, INDIRECT, INCIDENTAL, SPECIAL, EXEMPLARY, OR CONSEQUENTIAL
- \* DAMAGES (INCLUDING, BUT NOT LIMITED TO, PROCUREMENT OF SUBSTITUTE GOODS
- \* OR SERVICES; LOSS OF USE, DATA, OR PROFITS; OR BUSINESS INTERRUPTION)
- \* HOWEVER CAUSED AND ON ANY THEORY OF LIABILITY, WHETHER IN CONTRACT, STRICT
- \* LIABILITY, OR TORT (INCLUDING NEGLIGENCE OR OTHERWISE) ARISING IN ANY WAY
- \* OUT OF THE USE OF THIS SOFTWARE, EVEN IF ADVISED OF THE POSSIBILITY OF
- \* SUCH DAMAGE.
- \* The licence and distribution terms for any publically available version or
- \* derivative of this code cannot be changed. i.e. this code cannot simply be
- \* copied and put under another distribution licence
- \* [including the GNU Public Licence.]
- \*/

Brotli

URL: <https://github.com/google/brotli>

Google Cache Invalidation API

URL: [https://chromium.googlesource.com/chromium/src/+/\\_master/third\\_party/cacheinvalidation/README\\_chromium](https://chromium.googlesource.com/chromium/src/+/_master/third_party/cacheinvalidation/README_chromium)

Crashpad

URL: <https://crashpad.chromium.org/>

drawElements Quality Program

URL: <https://source.android.com/devices/graphics/testing.html>

dom-distiller-js

URL: <https://github.com/chromium/dom-distiller>

Copyright 2014 The Chromium Authors. All rights reserved.

Redistribution and use in source and binary forms, with or without

modification, are permitted provided that the following conditions are

met:

\* Redistributions of source code must retain the above copyright

notice, this list of conditions and the following disclaimer.

\* Redistributions in binary form must reproduce the above

copyright notice, this list of conditions and the following disclaimer

in the documentation and/or other materials provided with the

\* Neither the name of Google Inc. nor the names of its

contributors may be used to endorse or promote products derived from

this software without specific prior written permission.

THIS SOFTWARE IS PROVIDED BY THE COPYRIGHT HOLDERS AND CONTRIBUTORS

"AS IS" AND ANY EXPRESS OR IMPLIED WARRANTIES, INCLUDING, BUT NOT

LIMITED TO, THE IMPLIED WARRANTIES OF MERCHANTABILITY AND FITNESS FOR

A PARTICULAR PURPOSE ARE DISCLAIMED. IN NO EVENT SHALL THE COPYRIGHT

OWNER OR CONTRIBUTORS BE LIABLE FOR ANY DIRECT, INDIRECT, INCIDENTAL,

SPECIAL, EXEMPLARY, OR CONSEQUENTIAL DAMAGES (INCLUDING, BUT NOT

LIMITED TO, PROCUREMENT OF SUBSTITUTE GOODS OR SERVICES; LOSS OF USE,

DATA, OR PROFITS; OR BUSINESS INTERRUPTION) HOWEVER CAUSED AND ON ANY

THEORY OF LIABILITY, WHETHER IN CONTRACT, STRICT LIABILITY, OR TORT

(INCLUDING NEGLIGENCE OR OTHERWISE) ARISING IN ANY WAY OUT OF THE USE

OF THIS SOFTWARE, EVEN IF ADVISED OF THE POSSIBILITY OF SUCH DAMAGE.

Parts of the following directories are available under Apache v2.0

src/de

Copyright (c) 2009–2011 Christian Kohlschütter

third\_party/gwt\_exporter

Copyright 2007 Timepedia.org

third\_party/gwt-2.5.1

Copyright 2008 Google

java/org/chromium/distiller/dev

Copyright 2008 Google

Apache License

Version 2.0, January 2004

<http://www.apache.org/licenses/>

TERMS AND CONDITIONS FOR USE, REPRODUCTION, AND DISTRIBUTION

"License" shall mean the terms and conditions for use, reproduction, and distribution as defined by Sections 1 through 9 of this document.

"Licensor" shall mean the copyright owner or entity authorized by the copyright owner that is granting the License.

"Legal Entity" shall mean the union of the acting entity and all other entities that control, are controlled by, or are under common control with that entity. For the purposes of this definition, "control" means (i) the power, direct or indirect, to cause the direction or management of such entity, whether by contract or otherwise, or (ii) ownership of fifty percent (50%) or more of the outstanding shares, or (iii) beneficial ownership of such entity.

"You" (or "Your") shall mean an individual or Legal



Entity exercising permissions granted by this License.

"Source" form shall mean the preferred form for making modifications, including but not limited to software source code, documentation source, and configuration files.

"Object" form shall mean any form resulting from mechanical transformation or translation of a Source form, including but not limited to compiled object code, generated documentation, and conversions to other media types.

"Work" shall mean the work of authorship, whether in Source or Object form, made available under the License, as indicated by a copyright notice that is included in or attached to the work (an example is provided in the Appendix below).

"Derivative Works" shall mean any work, whether in Source or Object form, that is based on (or derived from) the Work and for which the editorial revisions, annotations, elaborations, or other modifications represent, as a whole, an original work of authorship. For the purposes of this License, Derivative Works shall not include works that remain separable from, or merely link (or bind by name) to the interfaces of, the Work and Derivative Works thereof.

"Contribution" shall mean any work of authorship, including the original version of the Work and any modifications or additions to that Work or Derivative Works thereof, that is intentionally submitted to Licensor for inclusion in the Work by the copyright owner or by an individual or Legal Entity authorized to submit on behalf of the copyright owner. For the purposes of this definition, "submitted" means any form of electronic, verbal, or written communication sent to the Licensor or its representatives, including but not limited to communication on electronic mailing lists, source code control systems, and issue tracking systems that are managed by, or on behalf of, the Licensor for the purpose of discussing and improving the Work, but excluding communication that is conspicuously marked or otherwise designated in writing by the copyright owner as "Not a Contribution."

"Contributor" shall mean Licensor and any individual or Legal Entity on behalf of whom a Contribution has been received by Licensor and subsequently incorporated within the Work.

You must give any other recipients of the Work or Derivative Works a copy of this License; and

You must cause any modified files to carry prominent notices stating that You changed the files; and

You must retain, in the Source form of any Derivative Works that You distribute, all copyright, patent, trademark, and attribution notices from the Source form of the Work, excluding those notices that do not pertain to any part of the Derivative Works; and

If the Work includes a "NOTICE" text file as part of its distribution, then any Derivative Works that You distribute must include a readable copy of the attribution notices contained within such NOTICE file, excluding those notices that do not pertain to any part of the Derivative Works, in at least one of the following places: within a NOTICE text file distributed as part of the Derivative Works; within the Source form or documentation, if provided along with the Derivative Works; or, within a display generated by the Derivative Works, if and wherever such third-party notices normally appear. The contents of the NOTICE file are for informational purposes only and do not modify the License. You may add Your own attribution notices within Derivative Works that You distribute, alongside or as an addendum to the NOTICE text from the Work, provided that such additional attribution notices cannot be construed as modifying the License.

You may add Your own copyright statement to Your modifications and may provide additional or different license terms and conditions for use, reproduction, or distribution of Your modifications, or for any such Derivative Works as a whole, provided Your use, reproduction, and distribution of the Work otherwise complies with the conditions stated in this License.

END OF TERMS AND CONDITIONS

Expat XML Parser

URL: <http://sourceforge.net/projects/expat/>

Copyright (c) 1998, 1999, 2000 Thai Open Source Software Center Ltd

and Clark

Cooper

Copyright (c) 2001, 2002, 2003, 2004, 2005, 2006 Expat maintainers.

Permission is hereby granted, free of charge, to any person obtaining

a copy of this software and associated documentation files (the

"Software"), to deal in the Software without restriction, including

without limitation the rights to use, copy, modify, merge, publish, distribute, sublicense, and/or sell copies of the Software, and to permit persons to whom the Software is furnished to do so, subject to the following conditions:

The above copyright notice and this permission notice shall be included in all copies or substantial portions of the Software.

THE SOFTWARE IS PROVIDED "AS IS", WITHOUT WARRANTY OF ANY KIND, EXPRESS OR IMPLIED, INCLUDING BUT NOT LIMITED TO THE WARRANTIES OF MERCHANTABILITY, FITNESS FOR A PARTICULAR PURPOSE AND NONINFRINGEMENT. IN NO EVENT SHALL THE AUTHORS OR COPYRIGHT HOLDERS BE LIABLE FOR ANY CLAIM, DAMAGES OR OTHER LIABILITY, WHETHER IN AN ACTION OF CONTRACT, TORT OR OTHERWISE, ARISING FROM, OUT OF OR IN CONNECTION WITH THE SOFTWARE OR THE USE OR OTHER DEALINGS IN THE SOFTWARE.

fips181

URL: <http://www.adel.nursat.kz/apg/>

Copyright (c) 1999, 2000, 2001, 2002  
Adel I. Mirzazhanov. All rights reserved

Redistribution and use in source and binary forms, with or without modification, are permitted provided that the following conditions are met:

1.Redistributions of source code must retain the above copyright notice, this list of conditions and the following disclaimer.

2.Redistributions in binary form must reproduce the above copyright notice, this list of conditions and the following disclaimer in the

documentation and/or other materials provided with the distribution.

3.The name of the author may not be used to endorse or promote products

derived from this software without specific prior written permission.

THIS SOFTWARE IS PROVIDED BY THE AUTHOR "AS IS" AND ANY EXPRESS OR IMPLIED WARRANTIES, INCLUDING, BUT NOT LIMITED TO, THE IMPLIED WARRANTIES OF MERCHANTABILITY AND FITNESS FOR A PARTICULAR PURPOSE ARE DISCLAIMED. IN NO EVENT SHALL THE AUTHOR BE LIABLE FOR ANY DIRECT, INDIRECT, INCIDENTAL, SPECIAL, EXEMPLARY, OR CONSEQUENTIAL DAMAGES (INCLUDING, BUT NOT LIMITED TO, PROCUREMENT OF SUBSTITUTE GOODS OR SERVICES; LOSS OF USE, DATA, OR PROFITS; OR BUSINESS INTERRUPTION) HOWEVER CAUSED AND ON ANY THEORY OF LIABILITY, WHETHER IN CONTRACT, STRICT LIABILITY, OR TORT (INCLUDING NEGLIGENCE OR OTHERWISE) ARISING IN ANY WAY OUT OF THE USE OF THIS SOFTWARE, EVEN IF ADVISED OF THE POSSIBILITY OF SUCH DAMAGE.

flac

URL: <http://sourceforge.net/projects/flac/files/flac-src/flac-1.2.1-src/flac-1.2.1.tar.gz/download>

Copyright (C)  
2000,2001,2002,2003,2004,2005,2006,2007 Josh  
Coalson

Redistribution and use in source and binary forms, with or without modification, are permitted provided that the following conditions are met:

- Redistributions of source code must retain the above copyright notice, this list of conditions and the following

disclaimer.

- Redistributions in binary form must reproduce the above copyright

notice, this list of conditions and the following disclaimer in the

documentation and/or other materials provided with the distribution.

- Neither the name of the Xiph.org Foundation nor the names of its

contributors may be used to endorse or promote products derived from

this software without specific prior written permission.

THIS SOFTWARE IS PROVIDED BY THE COPYRIGHT HOLDERS AND CONTRIBUTORS

“AS IS” AND ANY EXPRESS OR IMPLIED WARRANTIES, INCLUDING, BUT NOT

LIMITED TO, THE IMPLIED WARRANTIES OF MERCHANTABILITY AND FITNESS FOR

A PARTICULAR PURPOSE ARE DISCLAIMED. IN NO EVENT SHALL THE FOUNDATION OR

CONTRIBUTORS BE LIABLE FOR ANY DIRECT, INDIRECT, INCIDENTAL, SPECIAL,

EXEMPLARY, OR CONSEQUENTIAL DAMAGES (INCLUDING, BUT NOT LIMITED TO,

PROCUREMENT OF SUBSTITUTE GOODS OR SERVICES; LOSS OF USE, DATA, OR

PROFITS; OR BUSINESS INTERRUPTION) HOWEVER CAUSED AND ON ANY THEORY OF

LIABILITY, WHETHER IN CONTRACT, STRICT LIABILITY, OR TORT (INCLUDING

NEGLIGENCE OR OTHERWISE) ARISING IN ANY WAY OUT OF THE USE OF THIS

SOFTWARE, EVEN IF ADVISED OF THE POSSIBILITY OF SUCH DAMAGE.

harfbuzz-ng

URL: <http://harfbuzz.org>

HarfBuzz is licensed under the so-called "Old MIT" license. Details follow.

For parts of HarfBuzz that are licensed under different licenses see individual

files names COPYING in subdirectories where applicable.

Copyright © 2010,2011,2012 Google, Inc.

Copyright © 2012 Mozilla Foundation

Copyright © 2011 Codethink Limited

Copyright © 2008,2010 Nokia Corporation and/or its subsidiary(-ies)

Copyright © 2009 Keith Stribley

Copyright © 2009 Martin Hosken and SIL International

Copyright © 2007 Chris Wilson

Copyright © 2006 Behdad Esfahbod

Copyright © 2005 David Turner

Copyright © 2004,2007,2008,2009,2010 Red Hat, Inc.

Copyright © 1998-2004 David Turner and Werner Lemberg

For full copyright notices consult the individual files in the package.

Permission is hereby granted, without written agreement and without

license or royalty fees, to use, copy, modify, and distribute this

software and its documentation for any purpose, provided that the

above copyright notice and the following two paragraphs appear in

all copies of this software.

IN NO EVENT SHALL THE COPYRIGHT HOLDER BE LIABLE TO ANY PARTY FOR

DIRECT, INDIRECT, SPECIAL, INCIDENTAL, OR CONSEQUENTIAL DAMAGES

ARISING OUT OF THE USE OF THIS SOFTWARE AND ITS DOCUMENTATION, EVEN

IF THE COPYRIGHT HOLDER HAS BEEN ADVISED OF THE POSSIBILITY OF SUCH

THE COPYRIGHT HOLDER SPECIFICALLY DISCLAIMS ANY WARRANTIES, INCLUDING,

BUT NOT LIMITED TO, THE IMPLIED WARRANTIES OF MERCHANTABILITY AND

FITNESS FOR A PARTICULAR PURPOSE. THE SOFTWARE PROVIDED HEREUNDER IS

ON AN "AS IS" BASIS, AND THE COPYRIGHT HOLDER HAS NO OBLIGATION TO

PROVIDE MAINTENANCE, SUPPORT, UPDATES, ENHANCEMENTS, OR MODIFICATIONS.

iccjpeg

URL: <http://www.iijg.org>

The authors make NO WARRANTY or representation, either express or implied,

with respect to this software, its quality, accuracy, merchantability, or

fitness for a particular purpose. This software is provided "AS IS", and you,

its user, assume the entire risk as to its quality and accuracy.

This software is copyright (C) 1991-1998, Thomas G. Lane.

All Rights Reserved except as specified below.

Permission is hereby granted to use, copy, modify, and distribute this

software (or portions thereof) for any purpose, without fee, subject to these

conditions:

(1) If any part of the source code for this software is distributed, then this

README file must be included, with this copyright and no-warranty notice

unaltered; and any additions, deletions, or changes to the original files

must be clearly indicated in accompanying documentation.

(2) If only executable code is distributed, then the accompanying

documentation must state that "this software is based in part on the work of

the Independent JPEG Group".

(3) Permission for use of this software is granted only if the user accepts

full responsibility for any undesirable consequences; the authors accept

NO LIABILITY for damages of any kind.

These conditions apply to any software derived from or based on the IJG code,

not just to the unmodified library. If you use our work, you ought to

acknowledge us.

Permission is NOT granted for the use of any IJG author's name or company name

in advertising or publicity relating to this software or products derived from it.

This software may be referred to only as "the Independent JPEG Group's

software".

We specifically permit and encourage the use of this software as the basis of

commercial products, provided that all warranty or liability claims are

assumed by the product vendor.

icu

URL: <http://site.icu-project.org/>

ICU License - ICU 1.8.1 and later

#### COPYRIGHT AND PERMISSION NOTICE

Copyright (c) 1995-2014 International Business Machines Corporation and

others

All rights reserved.

Permission is hereby granted, free of charge, to any person obtaining a

copy of this software and associated documentation files (the

"Software"), to deal in the Software without restriction, including

without limitation the rights to use, copy, modify, merge, publish,

distribute, and/or sell copies of the Software, and to permit persons to

whom the Software is furnished to do so, provided that the above

copyright notice(s) and this permission notice appear in all copies of

the Software and that both the above copyright notice(s) and this

permission notice appear in supporting documentation.

THE SOFTWARE IS PROVIDED "AS IS", WITHOUT WARRANTY OF ANY KIND, EXPRESS

OR IMPLIED, INCLUDING BUT NOT LIMITED TO THE WARRANTIES OF

MERCHANTABILITY, FITNESS FOR A PARTICULAR PURPOSE AND NONINFRINGEMENT OF

THIRD PARTY RIGHTS. IN NO EVENT SHALL THE COPYRIGHT HOLDER OR HOLDERS

INCLUDED IN THIS NOTICE BE LIABLE FOR ANY CLAIM, OR ANY SPECIAL INDIRECT

OR CONSEQUENTIAL DAMAGES, OR ANY DAMAGES WHATSOEVER RESULTING FROM LOSS

OF USE, DATA OR PROFITS, WHETHER IN AN ACTION OF CONTRACT, NEGLIGENCE OR

OTHER TORTIOUS ACTION, ARISING OUT OF OR IN CONNECTION WITH THE USE OR

PERFORMANCE OF THIS SOFTWARE.

Except as contained in this notice, the name of a copyright holder shall

not be used in advertising or otherwise to promote the sale, use or

other dealings in this Software without prior written authorization of

the copyright holder.

-----  
-----

All trademarks and registered trademarks mentioned herein are the

property of their respective owners.

-----  
-----

### Third-Party Software Licenses

This section contains third-party software notices and/or additional

terms for licensed third-party software components included within ICU

libraries.

### 1. Unicode Data Files and Software

#### COPYRIGHT AND PERMISSION NOTICE

Copyright © 1991-2014 Unicode, Inc. All rights reserved.

Distributed under the Terms of Use in <http://www.unicode.org/copyright.html>.

Permission is hereby granted, free of charge, to any person obtaining

a copy of the Unicode data files and any associated documentation

(the "Data Files") or Unicode software and any associated documentation

(the "Software") to deal in the Data Files or Software without restriction, including without limitation the rights to use,

copy, modify, merge, publish, distribute, and/or sell copies of

the Data Files or Software, and to permit persons to whom the Data Files

or Software are furnished to do so, provided that

(a) this copyright and permission notice appear with all copies

of the Data Files or Software,

(b) this copyright and permission notice appear in associated

documentation, and

(c) there is clear notice in each modified Data File or in the Software

as well as in the documentation associated with the Data File(s) or

Software that the data or software has been modified.

THE DATA FILES AND SOFTWARE ARE PROVIDED "AS IS", WITHOUT WARRANTY OF

ANY KIND, EXPRESS OR IMPLIED, INCLUDING BUT NOT LIMITED TO THE

WARRANTIES OF MERCHANTABILITY, FITNESS FOR A PARTICULAR PURPOSE AND

NONINFRINGEMENT OF THIRD PARTY RIGHTS.

IN NO EVENT SHALL THE COPYRIGHT HOLDER OR HOLDERS INCLUDED IN THIS

NOTICE BE LIABLE FOR ANY CLAIM, OR ANY SPECIAL INDIRECT OR CONSEQUENTIAL

DAMAGES, OR ANY DAMAGES WHATSOEVER  
RESULTING FROM LOSS OF USE,  
DATA OR PROFITS, WHETHER IN AN ACTION OF  
CONTRACT, NEGLIGENCE OR OTHER  
TORTIOUS ACTION, ARISING OUT OF OR IN  
CONNECTION WITH THE USE OR  
PERFORMANCE OF THE DATA FILES OR SOFTWARE.

Except as contained in this notice, the name of a  
copyright holder  
shall not be used in advertising or otherwise to  
promote the sale,  
use or other dealings in these Data Files or Software  
without prior  
written authorization of the copyright holder.

## 2. Chinese/Japanese Word Break Dictionary Data (cjdict.txt)

```
# The Google Chrome software developed by  
Google is licensed under the BSD li  
ses, as set forth below.  
#  
# The BSD License  
# http://opensource.org/licenses/bsd-  
license.php  
# Copyright (C) 2006-2008, Google Inc.  
#  
# All rights reserved.  
#  
# Redistribution and use in source and binary  
forms, with or without modifi  
cation, are permitted provided that the following  
conditions are met:  
#  
# Redistributions of source code must retain  
the above copyright notice, th  
is list of conditions and the following disclaimer.  
# Redistributions in binary form must  
reproduce the above copyright notice,  
this list of conditions and the following disclaimer in  
the documentation and/or  
other materials provided with the distribution.  
# Neither the name of Google Inc. nor the  
names of its contributors may be  
used to endorse or promote products derived from
```

```
this software without specific  
prior written permission.  
#  
# THIS SOFTWARE IS PROVIDED BY THE  
COPYRIGHT HOLDERS AND CONTRIBUTORS "AS I  
S" AND ANY EXPRESS OR IMPLIED WARRANTIES,  
INCLUDING, BUT NOT LIMITED TO, THE IMPL  
IED WARRANTIES OF MERCHANTABILITY AND  
FITNESS FOR A PARTICULAR PURPOSE ARE DISCLA  
ECT, INDIRECT, INCIDENTAL, SPECIAL, EXEMPLARY,  
OR CONSEQUENTIAL DAMAGES (INCLUDIN  
G, BUT NOT LIMITED TO, PROCUREMENT OF  
SUBSTITUTE GOODS OR SERVICES; LOSS OF USE,  
DATA, OR PROFITS; OR BUSINESS INTERRUPTION)  
HOWEVER CAUSED AND ON ANY THEORY OF L  
IABILITY, WHETHER IN CONTRACT, STRICT LIABILITY,  
OR TORT (INCLUDING NEGLIGENCE OR  
OTHERWISE) ARISING IN ANY WAY OUT OF THE  
USE OF THIS SOFTWARE, EVEN IF ADVISED O  
F THE POSSIBILITY OF SUCH DAMAGE.  
#  
# The word list in cjdict.txt are generated by  
combining three word lists l  
isted  
# below with further processing for  
compound word breaking. The frequency i  
s generated  
# with an iterative training against Google  
web corpora.  
#  
# * Libtabe (Chinese)  
#  
- https://sourceforge.net/project/?group\_id=1519  
# - Its license terms and conditions are  
shown below.  
#  
# * IPADIC (Japanese)  
#  
- http://chasen.aist-  
nara.ac.jp/chasen/distribution.html  
# - Its license terms and conditions are  
shown below.  
#  
# -----COPYING.libtabe ----  
BEGIN-----
```

```

#
# /*
# * Copyright (c) 1999 TaBE Project.
# * Copyright (c) 1999 Pai-Hsiang Hsiao.
# * All rights reserved.
# *
# * Redistribution and use in source and
binary forms, with or without
# * modification, are permitted provided
that the following conditions
# * are met:
# *
# * . Redistributions of source code must
retain the above copyright
# * notice, this list of conditions and the
following disclaimer.
# * . Redistributions in binary form must
reproduce the above copyright
# * notice, this list of conditions and the
following disclaimer in
# * the documentation and/or other
materials provided with the
# * distribution.
# * . Neither the name of the TaBE Project
nor the names of its
# * contributors may be used to endorse
or promote products derived
# * from this software without specific
prior written permission.
# *
# * THIS SOFTWARE IS PROVIDED BY THE
COPYRIGHT HOLDERS AND CONTRIBUTORS
# * "AS IS" AND ANY EXPRESS OR IMPLIED
WARRANTIES, INCLUDING, BUT NOT
# * LIMITED TO, THE IMPLIED
WARRANTIES OF MERCHANTABILITY AND FITNESS
# * FOR A PARTICULAR PURPOSE ARE
DISCLAIMED. IN NO EVENT SHALL THE
# * REGENTS OR CONTRIBUTORS BE
LIABLE FOR ANY DIRECT, INDIRECT,
# * INCIDENTAL, SPECIAL, EXEMPLARY, OR
CONSEQUENTIAL DAMAGES
# * (INCLUDING, BUT NOT LIMITED TO,
PROCUREMENT OF SUBSTITUTE GOODS OR
# * SERVICES; LOSS OF USE, DATA, OR
PROFITS; OR BUSINESS INTERRUPTION)
# * HOWEVER CAUSED AND ON ANY

```

```

THEORY OF LIABILITY, WHETHER IN CONTRACT,
# * STRICT LIABILITY, OR TORT (INCLUDING
NEGLIGENCE OR OTHERWISE)
# * ARISING IN ANY WAY OUT OF THE USE
OF THIS SOFTWARE, EVEN IF ADVISED
# * OF THE POSSIBILITY OF SUCH
DAMAGE.
# */
#
# /*
# * Copyright (c) 1999 Computer Systems
and Communication Lab,
# * Institute of
Information Science, Academia Sinica.
# * All rights reserved.
# *
# * Redistribution and use in source and
binary forms, with or without
# * modification, are permitted provided
that the following conditions
# * are met:
# *
# * . Redistributions of source code must
retain the above copyright
# * notice, this list of conditions and the
following disclaimer.
# * . Redistributions in binary form must
reproduce the above copyright
# * notice, this list of conditions and the
following disclaimer in
# * the documentation and/or other
materials provided with the
# * distribution.
# * . Neither the name of the Computer
Systems and Communication Lab
# * nor the names of its contributors may
be used to endorse or
# * promote products derived from this
software without specific
# * prior written permission.
# *
# * THIS SOFTWARE IS PROVIDED BY THE
COPYRIGHT HOLDERS AND CONTRIBUTORS
# * "AS IS" AND ANY EXPRESS OR IMPLIED
WARRANTIES, INCLUDING, BUT NOT
# * LIMITED TO, THE IMPLIED
WARRANTIES OF MERCHANTABILITY AND FITNESS

```

```

# * FOR A PARTICULAR PURPOSE ARE
DISCLAIMED. IN NO EVENT SHALL THE
# * REGENTS OR CONTRIBUTORS BE
LIABLE FOR ANY DIRECT, INDIRECT,
# * INCIDENTAL, SPECIAL, EXEMPLARY, OR
CONSEQUENTIAL DAMAGES
# * (INCLUDING, BUT NOT LIMITED TO,
PROCUREMENT OF SUBSTITUTE GOODS OR
# * SERVICES; LOSS OF USE, DATA, OR
PROFITS; OR BUSINESS INTERRUPTION)
# * HOWEVER CAUSED AND ON ANY
THEORY OF LIABILITY, WHETHER IN CONTRACT,
# * STRICT LIABILITY, OR TORT (INCLUDING
NEGLIGENCE OR OTHERWISE)
# * ARISING IN ANY WAY OUT OF THE USE
OF THIS SOFTWARE, EVEN IF ADVISED
# * OF THE POSSIBILITY OF SUCH
DAMAGE.
# */
#
# Copyright 1996 Chih-Hao Tsai @ Beckman
Institute, University of Illinois
# c-tsai4@uiuc.edu
http://casper.beckman.uiuc.edu/~c-tsai4
#
# -----COPYING.libtabe-----END
-----
-
#
#
# -----COPYING.ipadic-----BEGI
N-----
--
#
# Copyright 2000, 2001, 2002, 2003 Nara
Institute of Science
# and Technology. All Rights Reserved.
#
# Use, reproduction, and distribution of this
software is permitted.
# Any copy of this software, whether in its
original form or modified,
# must include both the above copyright
notice and the following
# paragraphs.
#
# Nara Institute of Science and Technology

```

```

(NAIST),
# the copyright holders, disclaims all
warranties with regard to this
# software, including all implied warranties of
merchantability and
# fitness, in no event shall NAIST be liable for
# any special, indirect or consequential
damages or any damages
# whatsoever resulting from loss of use, data
or profits, whether in an
# action of contract, negligence or other
tortuous action, arising out
# of or in connection with the use or
performance of this software.
#
# A large portion of the dictionary entries
# originate from ICOT Free Software. The
following conditions for ICOT
# Free Software applies to the current
dictionary as well.
#
# Each User may also freely distribute the
Program, whether in its
# original form or modified, to any third party
or parties, PROVIDED
# that the provisions of Section 3 ("NO
WARRANTY") will ALWAYS appear
# on, or be attached to, the Program, which is
distributed substantially
# in the same form as set out herein and that
such intended
# distribution, if actually made, will neither
violate or otherwise
# contravene any of the laws and regulations
of the countries having
# jurisdiction over the User or the intended
distribution itself.
#
# NO WARRANTY
#
# The program was produced on an
experimental basis in the course of the
# research and development conducted
during the project and is provided
# to users as so produced on an
experimental basis. Accordingly, the
# program is provided without any warranty
whatsoever, whether express,

```



# implied, statutory or otherwise. The term "warranty" used herein

# includes, but is not limited to, any warranty of the quality,

# performance, merchantability and fitness for a particular purpose of

# the program and the nonexistence of any infringement or violation of

# any right of any third party.

#

# Each user of the program will agree and understand, and be deemed to

# have agreed and understood, that there is no warranty whatsoever for

# the program and, accordingly, the entire risk arising from or

# otherwise connected with the program is assumed by the user.

#

# Therefore, neither ICOT, the copyright holder, or any other

# organization that participated in or was otherwise related to the

# development of the program and their respective officials, directors,

# officers and other employees shall be held liable for any and all

# damages, including, without limitation, general, special, incidental

# and consequential damages, arising out of or otherwise in connection

# with the use or inability to use the program or any product, material

# or result produced or otherwise obtained by using the program,

# regardless of whether they have been advised of, or otherwise had

# knowledge of, the possibility of such damages at any time during the

# project or thereafter. Each user will be deemed to have agreed to the

# foregoing by his or her commencement of use of the program. The term

# "use" as used herein includes, but is not limited to, the use,

# modification, copying and distribution of the program and the

# production of secondary products from the

program.

#

# In the case where the program, whether in its original form or

# modified, was distributed or delivered to or received by a user from

# any person, organization or entity other than ICOT, unless it makes or

# grants independently of ICOT any specific warranty to the user in

# writing, such person, organization or entity, will also be exempted

# from and not be held liable to the user for any such damages as noted

# above as far as the program is concerned.

#

# -----COPYING.ipadic-----END-----

### 3. Lao Word Break Dictionary Data (laodict.txt)

Copyright (c) 2013 International Business Machines Corporation and others. All Rights Reserved.

Project: <http://code.google.com/p/lao-dictionary/>

Dictionary: <http://lao-dictionary.googlecode.com/git/Lao-Dictionary.txt>

License: <http://lao-dictionary.googlecode.com/git/Lao-Dictionary-LICEN>

(copied below)

This file is derived from the above dictionary, with slight modifications.

-----

Copyright (C) 2013 Brian Eugene Wilson, Robert Martin Campbell.

All rights reserved.

Redistribution and use in source and binary forms, with or without modification, are permitted provided that the following conditions are met:

Redistributions of source code must retain the above copyright no

tice, this list of conditions and the following disclaimer. Redistributions

in binary form must reproduce the above copyright notice, this list of cond

itions and the following disclaimer in the documentation and/or other materials provided with the distribution.

THIS SOFTWARE IS PROVIDED BY THE COPYRIGHT HOLDERS AND CONTRIBUTORS "AS IS" AND ANY EXPRESS OR IMPLIED WARRANTIES, INCLUDING, BUT NOT LIMITED TO, THE IMPLIED WARRANTIES OF MERCHANTABILITY AND FITNESS FOR A PARTICULAR PURPOSE ARE DISCLAIMED. IN NO EVENT SHALL THE COPYRIGHT HOLDER OR CONTRIBUTORS BE LIABLE FOR ANY DIRECT, INDIRECT, INCIDENTAL, SPECIAL, EXEMPLARY, OR CONSEQUENTIAL DAMAGES (INCLUDING, BUT NOT LIMITED TO, PROCUREMENT OF SUBSTITUTE GOODS OR SERVICES; LOSS OF USE, DATA, OR PROFITS; OR BUSINESS INTERRUPTION) HOWEVER CAUSED AND ON ANY THEORY OF LIABILITY, WHETHER IN CONTRACT, STRICT LIABILITY, OR TORT (INCLUDING NEGLIGENCE OR OTHERWISE) ARISING IN ANY WAY OUT OF THE USE OF THIS SOFTWARE, EVEN IF ADVISED OF THE POSSIBILITY OF SUCH DAMAGE.

-----  
-----

4. Burmese Word Break Dictionary Data  
(burmesedict.txt)

Copyright (c) 2014 International Business Machines Corporation and others. All Rights Reserved.

This list is part of a project hosted at:  
[github.com/kanyawtech/myanmar-karen-word-lists](https://github.com/kanyawtech/myanmar-karen-word-lists)

-----  
-----

Copyright (c) 2013, LeRoy Benjamin Sharon  
All rights reserved.

Redistribution and use in source and binary forms, with or without modification,

are permitted provided that the following conditions are met:

Redistributions of source code must retain the above copyright notice,

this list of conditions and the following disclaimer.

Redistributions in binary form must reproduce the

above copyright notice

and, this list of conditions and the following disclaimer in the documentation and

or other materials provided with the distribution.

Neither the name Myanmar Karen Word Lists, nor the names of its contributors may be used to endorse or promote products derived from this software without specific prior written permission.

THIS SOFTWARE IS PROVIDED BY THE COPYRIGHT HOLDERS AND CONTRIBUTORS "AS I

S" AND ANY EXPRESS OR IMPLIED WARRANTIES, INCLUDING, BUT NOT LIMITED TO, THE IMP

LIED WARRANTIES OF MERCHANTABILITY AND FITNESS FOR A PARTICULAR PURPOSE ARE

DISCLAIMED. IN NO EVENT SHALL THE COPYRIGHT HOLDER OR CONTRIBUTORS BE LIABLE FOR

ANY DIRECT, INDIRECT, INCIDENTAL, SPECIAL, EXEMPLARY, OR CONSEQUENTIAL DA

MAGES (INCLUDING, BUT NOT LIMITED TO, PROCUREMENT OF SUBSTITUTE GOODS OR SERVIC

ES; LOSS OF USE, DATA, OR PROFITS; OR BUSINESS INTERRUPTION) HOWEVER CAUSED A

ND ON ANY THEORY OF LIABILITY, WHETHER IN CONTRACT, STRICT LIABILITY, OR TORT

(INCLUDING NEGLIGENCE OR OTHERWISE) ARISING IN ANY WAY OUT OF THE USE OF

THIS SOFTWARE, EVEN IF ADVISED OF THE POSSIBILITY OF SUCH DAMAGE.

-----  
-----

## 5. Time Zone Database

ICU uses the public domain data and code derived from Time Zone Database

for its time zone support. The ownership of the TZ database is explained

in BCP 175: Procedure for Maintaining the Time Zone Database section 7.

### 1 - Database Ownership

The TZ database itself is not an IETF Contribution or an IETF

document. Rather it is a pre-existing and regularly updated work

that is in the public domain, and is intended to remain in the public

domain. Therefore, BCPs 78 [RFC5378] and 79 [RFC3979] do not apply

to the TZ Database or contributions that individuals make to it.

Should any claims be made and substantiated against the TZ Database,

the organization that is providing the IANA Considerations defined in

this RFC, under the memorandum of understanding with the IETF,

currently ICANN, may act in accordance with all competent court

orders. No ownership claims will be made by ICANN or the IETF Trust

on the database or the code. Any person making a contribution to the

database or code waives all rights to future claims in that

contribution or in the TZ Database.

google-jstemplate

URL: <http://code.google.com/p/google-jstemplate/>

Khronos header files

URL: <http://www.khronos.org/registry>

Copyright (c) 2007-2010 The Khronos Group Inc.

Permission is hereby granted, free of charge, to any person obtaining a

copy of this software and/or associated documentation files (the

"Materials"), to deal in the Materials without restriction, including

without limitation the rights to use, copy, modify, merge, publish,

distribute, sublicense, and/or sell copies of the Materials, and to

permit persons to whom the Materials are furnished to do so, subject to

the following conditions:

The above copyright notice and this permission notice shall be included

in all copies or substantial portions of the Materials.

THE MATERIALS ARE PROVIDED "AS IS", WITHOUT WARRANTY OF ANY KIND,

EXPRESS OR IMPLIED, INCLUDING BUT NOT LIMITED TO THE WARRANTIES OF

MERCHANTABILITY, FITNESS FOR A PARTICULAR PURPOSE AND NONINFRINGEMENT.

IN NO EVENT SHALL THE AUTHORS OR COPYRIGHT HOLDERS BE LIABLE FOR ANY

CLAIM, DAMAGES OR OTHER LIABILITY, WHETHER IN AN ACTION OF CONTRACT,

TORT OR OTHERWISE, ARISING FROM, OUT OF OR IN CONNECTION WITH THE

MATERIALS OR THE USE OR OTHER DEALINGS IN THE MATERIALS.

SGI FREE SOFTWARE LICENSE B (Version 2.0, Sept. 18, 2008)

Copyright (C) 1992 Silicon Graphics, Inc. All Rights Reserved.

Permission is hereby granted, free of charge, to any person obtaining a copy of

this software and associated documentation files (the "Software"), to deal in

the Software without restriction, including without limitation the rights to

use, copy, modify, merge, publish, distribute, sublicense, and/or sell copies

of the Software, and to permit persons to whom the Software is furnished to do

so, subject to the following conditions:

The above copyright notice including the dates of first publication and either

this permission notice or a reference to <http://oss.sgi.com/projects/FreeB/>

shall be included in all copies or substantial portions of the Software.

THE SOFTWARE IS PROVIDED "AS IS", WITHOUT WARRANTY OF ANY KIND, EXPRESS OR

IMPLIED, INCLUDING BUT NOT LIMITED TO THE WARRANTIES OF MERCHANTABILITY,

FITNESS FOR A PARTICULAR PURPOSE AND NONINFRINGEMENT. IN NO EVENT SHALL SILICON

GRAPHICS, INC. BE LIABLE FOR ANY CLAIM,

DAMAGES OR OTHER LIABILITY, WHETHER IN AN ACTION OF CONTRACT, TORT OR OTHERWISE, ARISING FROM, OUT OF OR IN CONNECTION WITH THE SOFTWARE OR THE USE OR OTHER DEALINGS IN THE SOFTWARE.

Except as contained in this notice, the name of Silicon Graphics, Inc. shall

not be used in advertising or otherwise to promote the sale, use or other

dealings in this Software without prior written authorization from Silicon

Graphics, Inc.

LevelDB: A Fast Persistent Key-Value Store

URL: <https://github.com/google/leveldb.git>

Copyright (c) 2011 The LevelDB Authors. All rights reserved.

Redistribution and use in source and binary forms, with or without

modification, are permitted provided that the following conditions are

met:

\* Redistributions of source code must retain the above copyright

notice, this list of conditions and the following disclaimer.

\* Redistributions in binary form must reproduce the above

copyright notice, this list of conditions and the following disclaimer

in the documentation and/or other materials provided with the

\* Neither the name of Google Inc. nor the names of its

contributors may be used to endorse or promote products derived from

this software without specific prior written permission.

THIS SOFTWARE IS PROVIDED BY THE COPYRIGHT HOLDERS AND CONTRIBUTORS

"AS IS" AND ANY EXPRESS OR IMPLIED WARRANTIES, INCLUDING, BUT NOT

LIMITED TO, THE IMPLIED WARRANTIES OF

MERCHANTABILITY AND FITNESS FOR A PARTICULAR PURPOSE ARE DISCLAIMED. IN NO EVENT SHALL THE COPYRIGHT

OWNER OR CONTRIBUTORS BE LIABLE FOR ANY DIRECT, INDIRECT, INCIDENTAL,

SPECIAL, EXEMPLARY, OR CONSEQUENTIAL DAMAGES (INCLUDING, BUT NOT

LIMITED TO, PROCUREMENT OF SUBSTITUTE GOODS OR SERVICES; LOSS OF USE,

DATA, OR PROFITS; OR BUSINESS INTERRUPTION) HOWEVER CAUSED AND ON ANY

THEORY OF LIABILITY, WHETHER IN CONTRACT, STRICT LIABILITY, OR TORT

(INCLUDING NEGLIGENCE OR OTHERWISE) ARISING IN ANY WAY OUT OF THE USE

OF THIS SOFTWARE, EVEN IF ADVISED OF THE POSSIBILITY OF SUCH DAMAGE.

The library to input, validate, and display addresses.

URL: <https://github.com/googlei18n/libaddressinput>

libjingle

URL: <http://www.webrtc.org>

libjpeg

URL: <http://www.iij.org/>

-----  
-----  
The authors make NO WARRANTY or representation, either express or implied,

with respect to this software, its quality, accuracy, merchantability, or

fitness for a particular purpose. This software is provided "AS IS", and you,

its user, assume the entire risk as to its quality and accuracy.

This software is copyright (C) 1991-1998, Thomas G. Lane.

All Rights Reserved except as specified below.

Permission is hereby granted to use, copy, modify, and distribute this

software (or portions thereof) for any purpose, without fee, subject to these

conditions:

(1) If any part of the source code for this software is distributed, then this

README file must be included, with this copyright and no-warranty notice

unaltered; and any additions, deletions, or changes to the original files

must be clearly indicated in accompanying documentation.

(2) If only executable code is distributed, then the accompanying

documentation must state that "this software is based in part on the work of

the Independent JPEG Group".

(3) Permission for use of this software is granted only if the user accepts

full responsibility for any undesirable consequences; the authors accept

NO LIABILITY for damages of any kind.

These conditions apply to any software derived from or based on the IJG code,

not just to the unmodified library. If you use our work, you ought to

acknowledge us.

Permission is NOT granted for the use of any IJG author's name or company name

in advertising or publicity relating to this software or products derived from it.

This software may be referred to only as "the Independent JPEG Group's software".

We specifically permit and encourage the use of this software as the basis of

commercial products, provided that all warranty or liability claims are

assumed by the product vendor.

sole proprietor of its copyright holder, Aladdin Enterprises of Menlo Park, CA.

by the usual distribution terms of the Free Software Foundation; principally,

that you must include source code if you redistribute it. (See the file ansi2knr.c for

full details.)

However, since ansi2knr.c is not needed as part

of any program generated from the IJG code, this does not limit you more than

the foregoing paragraphs do.

The Unix configuration script "configure" was produced with GNU Autoconf.

It is copyright by the Free Software Foundation but is freely distributable.

The same holds for its supporting scripts (config.guess, config.sub,

ltconfig, ltmain.sh). Another support script, install-sh, is copyright

by M.I.T. but is also freely distributable.

It appears that the arithmetic coding option of the JPEG spec is covered by

patents owned by IBM, AT&T, and Mitsubishi. Hence arithmetic coding cannot

legally be used without obtaining one or more licenses. For this reason,

support for arithmetic coding has been removed from the free JPEG software.

(Since arithmetic coding provides only a marginal gain over the unpatented

Huffman mode, it is unlikely that very many implementations will support it.)

So far as we are aware, there are no patent restrictions on the remaining

The IJG distribution formerly included code to read and write GIF files.

To avoid entanglement with the Unisys LZW patent, GIF reading support has

been removed altogether, and the GIF writer has been simplified to produce

"uncompressed GIFs". This technique does not use the LZW algorithm; the

resulting GIF files are larger than usual, but are readable by all standard

GIF decoders.

We are required to state that

"The Graphics Interchange Format(c) is the

Copyright property of

CompuServe Incorporated. GIF(sm) is a Service Mark property of

CompuServe Incorporated."

-----  
-----  
  
Public License.

libjpeg-turbo

URL: <http://sourceforge.net/projects/libjpeg-turbo/>

libjpeg-turbo is licensed under a non-restrictive, BSD-style license

(see README.) The TurboJPEG/OSS wrapper (both C and Java versions) and

associated test programs bear a similar license, which is reproduced below:

Redistribution and use in source and binary forms, with or without

modification, are permitted provided that the following conditions are met:

- Redistributions of source code must retain the above copyright notice,

    this list of conditions and the following disclaimer.

- Redistributions in binary form must reproduce the above copyright notice,

    this list of conditions and the following disclaimer in the documentation

    and/or other materials provided with the distribution.

- Neither the name of the libjpeg-turbo Project nor the names of its

    contributors may be used to endorse or promote products derived from this

    software without specific prior written permission.

THIS SOFTWARE IS PROVIDED BY THE COPYRIGHT HOLDERS AND CONTRIBUTORS "AS IS",

AND ANY EXPRESS OR IMPLIED WARRANTIES, INCLUDING, BUT NOT LIMITED TO, THE

IMPLIED WARRANTIES OF MERCHANTABILITY AND

FITNESS FOR A PARTICULAR PURPOSE

ARE DISCLAIMED. IN NO EVENT SHALL THE COPYRIGHT HOLDERS OR CONTRIBUTORS BE

LIABLE FOR ANY DIRECT, INDIRECT, INCIDENTAL, SPECIAL, EXEMPLARY, OR

CONSEQUENTIAL DAMAGES (INCLUDING, BUT NOT LIMITED TO, PROCUREMENT OF

SUBSTITUTE GOODS OR SERVICES; LOSS OF USE, DATA, OR PROFITS; OR BUSINESS

INTERRUPTION) HOWEVER CAUSED AND ON ANY THEORY OF LIABILITY, WHETHER IN

CONTRACT, STRICT LIABILITY, OR TORT (INCLUDING NEGLIGENCE OR OTHERWISE)

ARISING IN ANY WAY OUT OF THE USE OF THIS SOFTWARE, EVEN IF ADVISED OF THE

POSSIBILITY OF SUCH DAMAGE.

International Phone Number Library

URL:

<http://libphonenumber.googlecode.com/svn/trunk/>

Copyright (C) 2011 Google Inc.

Licensed under the Apache License, Version 2.0 (the "License");

you may not use this file except in compliance with the License.

You may obtain a copy of the License at

<http://www.apache.org/licenses/LICENSE-2.0>

Unless required by applicable law or agreed to in writing, software

distributed under the License is distributed on an "AS IS" BASIS,

WITHOUT WARRANTIES OR CONDITIONS OF ANY KIND, either express or implied.

See the License for the specific language governing permissions and

limitations under the License.

libpng

URL: <http://libpng.org/>

This copy of the libpng notices is provided for your convenience. In case of

any discrepancy between this copy and the notices in the file png.h that is

included in the libpng distribution, the latter shall prevail.

COPYRIGHT NOTICE, DISCLAIMER, and LICENSE:

If you modify libpng you may insert additional notices immediately following

this sentence.

This code is released under the libpng license.

libpng versions 1.0.7, July 1, 2000, through 1.2.54, November 12, 2015, are

Copyright (c) 2000-2002, 2004, 2006-2015 Glenn Randers-Pehrson, are

derived from libpng-1.0.6, and are distributed according to the same

disclaimer and license as libpng-1.0.6 with the following individuals

added to the list of Contributing Authors:

Simon-Pierre Cadieux

Eric S. Raymond

Cosmin Truta

Gilles Vollant

and with the following additions to the disclaimer:

There is no warranty against interference with your enjoyment of the

library or against infringement. There is no warranty that our

efforts or the library will fulfill any of your particular purposes

or needs. This library is provided with all faults, and the entire

risk of satisfactory quality, performance, accuracy, and effort is with

the user.

libpng versions 0.97, January 1998, through 1.0.6, March 20, 2000, are

Copyright (c) 1998-2000 Glenn Randers-Pehrson, are derived from

libpng-0.96, and are distributed according to the same disclaimer and

license as libpng-0.96, with the following individuals added to the list

of Contributing Authors:

Tom Lane

Glenn Randers-Pehrson

Willem van Schaik

libpng versions 0.89, June 1996, through 0.96, May 1997, are

Copyright (c) 1996-1997 Andreas Dilger, are derived from libpng-0.88,

and are distributed according to the same disclaimer and license as

libpng-0.88, with the following individuals added to the list of

Contributing Authors:

John Bowler

Kevin Bracey

Sam Bushell

Magnus Holmgren

Greg Roelofs

Tom Tanner

libpng versions 0.5, May 1995, through 0.88, January 1996, are

Copyright (c) 1995-1996 Guy Eric Schalnat, Group 42, Inc.

For the purposes of this copyright and license, "Contributing Authors"

is defined as the following set of individuals:

Andreas Dilger

Dave Martindale

Guy Eric Schalnat

Paul Schmidt

Tim Wegner

The PNG Reference Library is supplied "AS IS". The Contributing Authors and Group 42, Inc. disclaim all warranties, expressed or implied, including, without limitation, the warranties of merchantability and of fitness for any purpose. The Contributing Authors and Group 42, Inc. assume no liability for direct, indirect, incidental, special, exemplary, or consequential damages, which may result from the use of the PNG Reference Library, even if advised of the possibility of such damage.

Permission is hereby granted to use, copy, modify, and distribute this source code, or portions hereof, for any purpose, without fee, subject to the following restrictions:

1. The origin of this source code must not be misrepresented.
2. Altered versions must be plainly marked as such and must not be misrepresented as being the original source.
3. This Copyright notice may not be removed or altered from any source or altered source distribution.

The Contributing Authors and Group 42, Inc. specifically permit, without fee, and encourage the use of this source code as a component to supporting the PNG file format in commercial products. If you use this source code in a product, acknowledgment is not required but would be

END OF COPYRIGHT NOTICE, DISCLAIMER, and LICENSE.

A "png\_get\_copyright" function is available, for convenient use in "about" boxes and the like:

```
printf("%s", png_get_copyright(NULL));
```

Also, the PNG logo (in PNG format, of course) is supplied in the files "pngbar.png.jpg" and "pngbar.jpg (88x31) and "pngnow.png.jpg" (98x31).

Libpng is OSI Certified Open Source Software. OSI Certified Open Source is a certification mark of the Open Source Initiative. OSI has not addressed the additional disclaimers inserted at version 1.0.7.

Glenn Randers-Pehrson  
glennrp at users.sourceforge.net  
November 12, 2015

libsrtp  
URL: <https://github.com/cisco/libsrtp>

```
/*
 *
 * Copyright (c) 2001-2006 Cisco Systems, Inc.
 * All rights reserved.
 *
 * Redistribution and use in source and binary forms,
 * with or without
 * modification, are permitted provided that the
 * following conditions
 * are met:
 *
 * Redistributions of source code must retain the
 * above copyright
 * notice, this list of conditions and the following
 * disclaimer.
 *
 * Redistributions in binary form must reproduce
 * the above
 * copyright notice, this list of conditions and the
 * following
 * disclaimer in the documentation and/or other
 * materials provided
 * with the distribution.
 *
```



\* Neither the name of the Cisco Systems, Inc. nor the names of its

\* contributors may be used to endorse or promote products derived

\* from this software without specific prior written permission.

\*

\* THIS SOFTWARE IS PROVIDED BY THE COPYRIGHT HOLDERS AND CONTRIBUTORS

\* "AS IS" AND ANY EXPRESS OR IMPLIED WARRANTIES, INCLUDING, BUT NOT

\* LIMITED TO, THE IMPLIED WARRANTIES OF MERCHANTABILITY AND FITNESS

\* FOR A PARTICULAR PURPOSE ARE DISCLAIMED. IN NO EVENT SHALL THE

\* COPYRIGHT HOLDERS OR CONTRIBUTORS BE LIABLE FOR ANY DIRECT,

\* INDIRECT, INCIDENTAL, SPECIAL, EXEMPLARY, OR CONSEQUENTIAL DAMAGES

\* (INCLUDING, BUT NOT LIMITED TO, PROCUREMENT OF SUBSTITUTE GOODS OR

\* SERVICES; LOSS OF USE, DATA, OR PROFITS; OR BUSINESS INTERRUPTION)

\* HOWEVER CAUSED AND ON ANY THEORY OF LIABILITY, WHETHER IN CONTRACT,

\* STRICT LIABILITY, OR TORT (INCLUDING NEGLIGENCE OR OTHERWISE)

\* ARISING IN ANY WAY OUT OF THE USE OF THIS SOFTWARE, EVEN IF ADVISED

\* OF THE POSSIBILITY OF SUCH DAMAGE.

\*

\*/

libusbx

URL: <http://libusb.org>

libvpx

URL: <http://www.webmproject.org>

Copyright (c) 2010, The WebM Project authors. All rights reserved.

Redistribution and use in source and binary forms, with or without

modification, are permitted provided that the following conditions are

met:

\* Redistributions of source code must retain the above copyright

notice, this list of conditions and the following disclaimer.

\* Redistributions in binary form must reproduce the above copyright

notice, this list of conditions and the following disclaimer in

the documentation and/or other materials provided with the distribution.

\* Neither the name of Google, nor the WebM Project, nor the names

of its contributors may be used to endorse or promote products

derived from this software without specific prior written

permission.

THIS SOFTWARE IS PROVIDED BY THE COPYRIGHT HOLDERS AND CONTRIBUTORS

"AS IS" AND ANY EXPRESS OR IMPLIED WARRANTIES, INCLUDING, BUT NOT

LIMITED TO, THE IMPLIED WARRANTIES OF MERCHANTABILITY AND FITNESS FOR

A PARTICULAR PURPOSE ARE DISCLAIMED. IN NO EVENT SHALL THE COPYRIGHT

HOLDER OR CONTRIBUTORS BE LIABLE FOR ANY DIRECT, INDIRECT, INCIDENTAL,

SPECIAL, EXEMPLARY, OR CONSEQUENTIAL DAMAGES (INCLUDING, BUT NOT

LIMITED TO, PROCUREMENT OF SUBSTITUTE GOODS OR SERVICES; LOSS OF USE,

DATA, OR PROFITS; OR BUSINESS INTERRUPTION) HOWEVER CAUSED AND ON ANY

THEORY OF LIABILITY, WHETHER IN CONTRACT, STRICT LIABILITY, OR TORT

(INCLUDING NEGLIGENCE OR OTHERWISE) ARISING IN ANY WAY OUT OF THE USE

OF THIS SOFTWARE, EVEN IF ADVISED OF THE POSSIBILITY OF SUCH DAMAGE.

WebP image encoder/decoder

URL: <http://developers.google.com/speed/webp>

#### Additional IP Rights Grant (Patents)

-----  
"These implementations" means the copyrightable works that implement the WebM

codecs distributed by Google as part of the WebM Project.

Google hereby grants to you a perpetual, worldwide, non-exclusive, no-charge,

royalty-free, irrevocable (except as stated in this section) patent license to

make, have made, use, offer to sell, sell, import, transfer, and otherwise

run, modify and propagate the contents of these implementations of WebM, where

such license applies only to those patent claims, both currently owned by

Google and acquired in the future, licensable by Google that are necessarily

infringed by these implementations of WebM. This grant does not include claims

that would be infringed only as a consequence of further modification of these

or agree to the institution of patent litigation or any other patent

enforcement activity against any entity (including a cross-claim or

counterclaim in a lawsuit) alleging that any of these implementations of WebM

or any code incorporated within any of these implementations of WebM

constitute direct or contributory patent infringement, or inducement of

patent infringement, then any patent rights granted to you under this License

for these implementations of WebM shall terminate as of the date such

litigation is filed.

libxml

URL: <http://xmlsoft.org>

Except where otherwise noted in the source code (e.g. the files hash.c,

with different Copyright notices) all the files are:

Copyright (C) 1998-2012 Daniel Veillard. All Rights Reserved.

Permission is hereby granted, free of charge, to any person obtaining a copy

of this software and associated documentation files (the "Software"), to deal

in the Software without restriction, including without limitation the rights

to use, copy, modify, merge, publish, distribute, sublicense, and/or sell

copies of the Software, and to permit persons to whom the Software is fur-

nished to do so, subject to the following conditions:

The above copyright notice and this permission notice shall be included in

all copies or substantial portions of the Software.

THE SOFTWARE IS PROVIDED "AS IS", WITHOUT WARRANTY OF ANY KIND, EXPRESS OR IMPLIED, INCLUDING BUT NOT LIMITED TO THE WARRANTIES OF MERCHANTABILITY, FITNESS FOR A PARTICULAR PURPOSE AND NONINFRINGEMENT. IN NO EVENT SHALL THE AUTHORS OR COPYRIGHT HOLDERS BE LIABLE FOR ANY CLAIM, DAMAGES OR OTHER LIABILITY, WHETHER IN AN ACTION OF CONTRACT, TORT OR OTHERWISE, ARISING FROM, OUT OF OR IN CONNECTION WITH THE SOFTWARE OR THE USE OR OTHER DEALINGS IN THE SOFTWARE.

libxslt

URL: <http://xmlsoft.org/XSLT>

Licence for libxslt except libexslt

-----  
-----  
Copyright (C) 2001-2002 Daniel Veillard. All Rights Reserved.

Permission is hereby granted, free of charge, to any person obtaining a copy

of this software and associated documentation files (the "Software"), to deal in the Software without restriction, including without limitation the rights to use, copy, modify, merge, publish, distribute, sublicense, and/or sell copies of the Software, and to permit persons to whom the Software is furnished to do so, subject to the following conditions:

The above copyright notice and this permission notice shall be included in all copies or substantial portions of the Software.

THE SOFTWARE IS PROVIDED "AS IS", WITHOUT WARRANTY OF ANY KIND, EXPRESS OR IMPLIED, INCLUDING BUT NOT LIMITED TO THE WARRANTIES OF MERCHANTABILITY, FITNESS FOR A PARTICULAR PURPOSE AND NONINFRINGEMENT. IN NO EVENT SHALL THE DANIEL VEILLARD BE LIABLE FOR ANY CLAIM, DAMAGES OR OTHER LIABILITY, WHETHER IN AN ACTION OF CONTRACT, TORT OR OTHERWISE, ARISING FROM, OUT OF OR IN CONNECTION WITH THE SOFTWARE OR THE USE OR OTHER DEALINGS IN THE SOFTWARE.

Except as contained in this notice, the name of Daniel Veillard shall not be used in advertising or otherwise to promote the sale, use or other dealings in this Software without prior written authorization from him.

-----  
-----

Licence for libexslt

-----  
-----

Copyright (C) 2001-2002 Thomas Broyer, Charlie Bozeman and Daniel Veillard.

All Rights Reserved.

Permission is hereby granted, free of charge, to any person obtaining a copy of this software and associated documentation files

(the "Software"), to deal in the Software without restriction, including without limitation the rights to use, copy, modify, merge, publish, distribute, sublicense, and/or sell copies of the Software, and to permit persons to whom the Software is furnished to do so, subject to the following conditions:

The above copyright notice and this permission notice shall be included in all copies or substantial portions of the Software.

THE SOFTWARE IS PROVIDED "AS IS", WITHOUT WARRANTY OF ANY KIND, EXPRESS OR IMPLIED, INCLUDING BUT NOT LIMITED TO THE WARRANTIES OF MERCHANTABILITY, FITNESS FOR A PARTICULAR PURPOSE AND NONINFRINGEMENT. IN NO EVENT SHALL THE AUTHORS BE LIABLE FOR ANY CLAIM, DAMAGES OR OTHER LIABILITY, WHETHER IN AN ACTION OF CONTRACT, TORT OR OTHERWISE, ARISING FROM, OUT OF OR IN CONNECTION WITH THE SOFTWARE OR THE USE OR OTHER DEALINGS IN THE SOFTWARE.

Except as contained in this notice, the name of the authors shall not be used in advertising or otherwise to promote the sale, use or other dealings in this Software without prior written authorization from him.

-----  
-----

libyuv

URL: <http://code.google.com/p/libyuv/>

Copyright 2011 The LibYuv Project Authors. All rights reserved.

Redistribution and use in source and binary forms, with or without

modification, are permitted provided that the following conditions are met:

\* Redistributions of source code must retain the above copyright notice, this list of conditions and the following disclaimer.

\* Redistributions in binary form must reproduce the above copyright notice, this list of conditions and the following disclaimer in the documentation and/or other materials provided with the distribution.

\* Neither the name of Google nor the names of its contributors may be used to endorse or promote products derived from this software without specific prior written permission.

THIS SOFTWARE IS PROVIDED BY THE COPYRIGHT HOLDERS AND CONTRIBUTORS "AS IS" AND ANY EXPRESS OR IMPLIED WARRANTIES, INCLUDING, BUT NOT LIMITED TO, THE IMPLIED WARRANTIES OF MERCHANTABILITY AND FITNESS FOR A PARTICULAR PURPOSE ARE DISCLAIMED. IN NO EVENT SHALL THE COPYRIGHT HOLDER OR CONTRIBUTORS BE LIABLE FOR ANY DIRECT, INDIRECT, INCIDENTAL, SPECIAL, EXEMPLARY, OR CONSEQUENTIAL DAMAGES (INCLUDING, BUT NOT LIMITED TO, PROCUREMENT OF SUBSTITUTE GOODS OR SERVICES; LOSS OF USE, DATA, OR PROFITS; OR BUSINESS INTERRUPTION) HOWEVER CAUSED AND ON ANY THEORY OF LIABILITY, WHETHER IN CONTRACT, STRICT LIABILITY, OR TORT (INCLUDING NEGLIGENCE OR OTHERWISE) ARISING IN ANY WAY OUT OF THE USE OF THIS SOFTWARE, EVEN IF ADVISED OF THE POSSIBILITY OF SUCH DAMAGE.

linux-syscall-support

URL: <http://code.google.com/p/linux-syscall-support/>

// Copyright 2015 The Chromium Authors. All rights reserved.

```
//
// Redistribution and use in source and binary forms,
// with or without
// modification, are permitted provided that the
// following conditions are
// met:
//
// * Redistributions of source code must retain
// the above copyright
// notice, this list of conditions and the following
// disclaimer.
//
// * Redistributions in binary form must reproduce
// the above
// copyright notice, this list of conditions and the
// following disclaimer
// in the documentation and/or other materials
// provided with the
// distribution.
//
// * Neither the name of Google Inc. nor the
// names of its
// contributors may be used to endorse or promote
// products derived from
// this software without specific prior written
// permission.
//
// THIS SOFTWARE IS PROVIDED BY THE
// COPYRIGHT HOLDERS AND CONTRIBUTORS
// "AS IS" AND ANY EXPRESS OR IMPLIED
// WARRANTIES, INCLUDING, BUT NOT
// LIMITED TO, THE IMPLIED WARRANTIES OF
// MERCHANTABILITY AND FITNESS FOR
// A PARTICULAR PURPOSE ARE DISCLAIMED. IN NO
// EVENT SHALL THE COPYRIGHT
// OWNER OR CONTRIBUTORS BE LIABLE FOR ANY
// DIRECT, INDIRECT, INCIDENTAL,
// SPECIAL, EXEMPLARY, OR CONSEQUENTIAL
// DAMAGES (INCLUDING, BUT NOT
// LIMITED TO, PROCUREMENT OF SUBSTITUTE
// GOODS OR SERVICES; LOSS OF USE,
// DATA, OR PROFITS; OR BUSINESS
// INTERRUPTION) HOWEVER CAUSED AND ON ANY
// THEORY OF LIABILITY, WHETHER IN CONTRACT,
// STRICT LIABILITY, OR TORT
// (INCLUDING NEGLIGENCE OR OTHERWISE)
// ARISING IN ANY WAY OUT OF THE USE
// OF THIS SOFTWARE, EVEN IF ADVISED OF THE
// POSSIBILITY OF SUCH DAMAGE.
```

LZ4 - Extremely fast compression

URL: <https://code.google.com/p/lz4/>

LZ4 Library

Copyright (c) 2011-2014, Yann Collet

All rights reserved.

Redistribution and use in source and binary forms, with or without modification,

are permitted provided that the following conditions are met:

\* Redistributions of source code must retain the above copyright notice, this

list of conditions and the following disclaimer.

\* Redistributions in binary form must reproduce the above copyright notice, this

list of conditions and the following disclaimer in the documentation and/or

other materials provided with the distribution.

THIS SOFTWARE IS PROVIDED BY THE COPYRIGHT HOLDERS AND CONTRIBUTORS "AS IS" AND

ANY EXPRESS OR IMPLIED WARRANTIES, INCLUDING, BUT NOT LIMITED TO, THE IMPLIED

WARRANTIES OF MERCHANTABILITY AND FITNESS FOR A PARTICULAR PURPOSE ARE

ANY DIRECT, INDIRECT, INCIDENTAL, SPECIAL, EXEMPLARY, OR CONSEQUENTIAL DAMAGES

(INCLUDING, BUT NOT LIMITED TO, PROCUREMENT OF SUBSTITUTE GOODS OR SERVICES;

LOSS OF USE, DATA, OR PROFITS; OR BUSINESS INTERRUPTION) HOWEVER CAUSED AND ON

ANY THEORY OF LIABILITY, WHETHER IN CONTRACT, STRICT LIABILITY, OR TORT

(INCLUDING NEGLIGENCE OR OTHERWISE) ARISING IN ANY WAY OUT OF THE USE OF THIS

SOFTWARE, EVEN IF ADVISED OF THE POSSIBILITY OF SUCH DAMAGE.

LZMA SDK

URL: <http://www.7-zip.org/sdk.html>

LZMA SDK is placed in the public domain.

mesa

URL: <http://www.mesa3d.org/>

The default Mesa license is as follows:

Copyright (C) 1999-2007 Brian Paul All Rights Reserved.

Permission is hereby granted, free of charge, to any person obtaining a

copy of this software and associated documentation files (the "Software"),

to deal in the Software without restriction, including without limitation

the rights to use, copy, modify, merge, publish, distribute, sublicense,

and/or sell copies of the Software, and to permit persons to whom the

Software is furnished to do so, subject to the following conditions:

The above copyright notice and this permission notice shall be included

in all copies or substantial portions of the Software.

THE SOFTWARE IS PROVIDED "AS IS", WITHOUT WARRANTY OF ANY KIND, EXPRESS

OR IMPLIED, INCLUDING BUT NOT LIMITED TO THE WARRANTIES OF MERCHANTABILITY,

FITNESS FOR A PARTICULAR PURPOSE AND NONINFRINGEMENT. IN NO EVENT SHALL

BRIAN PAUL BE LIABLE FOR ANY CLAIM, DAMAGES OR OTHER LIABILITY, WHETHER IN

AN ACTION OF CONTRACT, TORT OR OTHERWISE, ARISING FROM, OUT OF OR IN

CONNECTION WITH THE SOFTWARE OR THE USE OR OTHER DEALINGS IN THE SOFTWARE.

Some parts of Mesa are copyrighted under the GNU LGPL. See the

Mesa/docs/COPYRIGHT file for details.

modp base64 decoder

URL: <https://github.com/client9/stringencoders>

\* MODP\_B64 - High performance base64 encoder/decoder

\* Version 1.3 -- 17-Mar-2006

\* <http://modp.com/release/base64>

\*

\* Copyright (c) 2005, 2006 Nick Galbreath -- nickg[at]modp[dot]com

\* All rights reserved.

\*

\* Redistribution and use in source and binary forms, with or without

\* modification, are permitted provided that the following conditions are

\* met:

\*

\* Redistributions of source code must retain the above copyright

\* notice, this list of conditions and the following disclaimer.

\*

\* Redistributions in binary form must reproduce the above copyright

\* notice, this list of conditions and the following disclaimer in the

\* documentation and/or other materials provided with the distribution.

\*

\* Neither the name of the modp.com nor the names of its

\* contributors may be used to endorse or promote products derived from

\* this software without specific prior written permission.

\*

\* THIS SOFTWARE IS PROVIDED BY THE COPYRIGHT HOLDERS AND CONTRIBUTORS

\* "AS IS" AND ANY EXPRESS OR IMPLIED WARRANTIES, INCLUDING, BUT NOT

\* LIMITED TO, THE IMPLIED WARRANTIES OF MERCHANTABILITY AND FITNESS FOR

\* A PARTICULAR PURPOSE ARE DISCLAIMED. IN NO EVENT SHALL THE COPYRIGHT

\* OWNER OR CONTRIBUTORS BE LIABLE FOR ANY DIRECT, INDIRECT, INCIDENTAL,

\* SPECIAL, EXEMPLARY, OR CONSEQUENTIAL DAMAGES (INCLUDING, BUT NOT

\* LIMITED TO, PROCUREMENT OF SUBSTITUTE GOODS OR SERVICES; LOSS OF USE,

\* DATA, OR PROFITS; OR BUSINESS

INTERRUPTION) HOWEVER CAUSED AND ON ANY

\* THEORY OF LIABILITY, WHETHER IN CONTRACT, STRICT LIABILITY, OR TORT

\* (INCLUDING NEGLIGENCE OR OTHERWISE) ARISING IN ANY WAY OUT OF THE USE

\* OF THIS SOFTWARE, EVEN IF ADVISED OF THE POSSIBILITY OF SUCH DAMAGE.

Mojo

URL: <https://github.com/domokit/mojo>

// Copyright 2014 The Chromium Authors. All rights reserved.

//

// Redistribution and use in source and binary forms, with or without

// modification, are permitted provided that the following conditions are

// met:

//

// \* Redistributions of source code must retain the above copyright

// notice, this list of conditions and the following disclaimer.

// \* Redistributions in binary form must reproduce the above

// copyright notice, this list of conditions and the following disclaimer

// in the documentation and/or other materials provided with the

// distribution.

// \* Neither the name of Google Inc. nor the names of its

// contributors may be used to endorse or promote products derived from

// this software without specific prior written permission.

//

// THIS SOFTWARE IS PROVIDED BY THE COPYRIGHT HOLDERS AND CONTRIBUTORS

// "AS IS" AND ANY EXPRESS OR IMPLIED WARRANTIES, INCLUDING, BUT NOT

// LIMITED TO, THE IMPLIED WARRANTIES OF MERCHANTABILITY AND FITNESS FOR

// A PARTICULAR PURPOSE ARE DISCLAIMED. IN NO EVENT SHALL THE COPYRIGHT

// OWNER OR CONTRIBUTORS BE LIABLE FOR ANY

DIRECT, INDIRECT, INCIDENTAL,  
// SPECIAL, EXEMPLARY, OR CONSEQUENTIAL  
DAMAGES (INCLUDING, BUT NOT  
// LIMITED TO, PROCUREMENT OF SUBSTITUTE  
GOODS OR SERVICES; LOSS OF USE,  
// DATA, OR PROFITS; OR BUSINESS  
INTERRUPTION) HOWEVER CAUSED AND ON ANY  
// THEORY OF LIABILITY, WHETHER IN CONTRACT,  
STRICT LIABILITY, OR TORT  
// (INCLUDING NEGLIGENCE OR OTHERWISE)  
ARISING IN ANY WAY OUT OF THE USE  
// OF THIS SOFTWARE, EVEN IF ADVISED OF THE  
POSSIBILITY OF SUCH DAMAGE.

mt19937ar

URL: <http://www.math.sci.hiroshima-u.ac.jp/~m-mat/MT/MT2002/emt19937ar.html>

A C-program for MT19937, with initialization  
improved 2002/1/26.

Coded by Takuji Nishimura and Makoto  
Matsumoto.

Before using, initialize the state by using  
init\_genrand(seed)

or init\_by\_array(init\_key, key\_length).

Copyright (C) 1997 - 2002, Makoto Matsumoto  
and Takuji Nishimura,

All rights  
reserved.

Redistribution and use in source and binary forms,  
with or without

modification, are permitted provided that the  
following conditions

are met:

1. Redistributions of source code must retain the  
above copyright

notice, this list of conditions and the  
following disclaimer.

2. Redistributions in binary form must reproduce  
the above copyright

notice, this list of conditions and the  
following disclaimer in the

documentation and/or other materials  
provided with the distribution.

3. The names of its contributors may not be  
used to endorse or promote

products derived from this software without  
specific prior written

permission.

THIS SOFTWARE IS PROVIDED BY THE  
COPYRIGHT HOLDERS AND CONTRIBUTORS

"AS IS" AND ANY EXPRESS OR IMPLIED  
WARRANTIES, INCLUDING, BUT NOT

LIMITED TO, THE IMPLIED WARRANTIES OF  
MERCHANTABILITY AND FITNESS FOR

A PARTICULAR PURPOSE ARE DISCLAIMED. IN  
NO EVENT SHALL THE COPYRIGHT OWNER OR

CONTRIBUTORS BE LIABLE FOR ANY DIRECT,  
INDIRECT, INCIDENTAL, SPECIAL,

EXEMPLARY, OR CONSEQUENTIAL DAMAGES  
(INCLUDING, BUT NOT LIMITED TO,

PROCUREMENT OF SUBSTITUTE GOODS OR  
SERVICES; LOSS OF USE, DATA, OR

PROFITS; OR BUSINESS INTERRUPTION)  
HOWEVER CAUSED AND ON ANY THEORY OF

LIABILITY, WHETHER IN CONTRACT, STRICT  
LIABILITY, OR TORT (INCLUDING

NEGLIGENCE OR OTHERWISE) ARISING IN ANY  
WAY OUT OF THE USE OF THIS

SOFTWARE, EVEN IF ADVISED OF THE  
POSSIBILITY OF SUCH DAMAGE.

Netscape Plugin Application Programming Interface  
(NPAPI)

URL: <http://mxr.mozilla.org/mozilla-central/source/modules/plugin/base/public/>

Version: MPL 1.1/GPL 2.0/LGPL 2.1

The contents of this file are subject to the Mozilla  
Public License Version

the License. You may obtain a copy of the License at

<http://www.mozilla.org/MPL/>

Software distributed under the License is distributed  
on an "AS IS" basis,

WITHOUT WARRANTY OF ANY KIND, either express

or implied. See the License for the specific language governing rights and limitations under the

The Original Code is mozilla.org code.

The Initial Developer of the Original Code is Netscape Communications Corporation.

Portions created by the Initial Developer are Copyright (C) 1998 the Initial Developer. All Rights Reserved.

Contributor(s):

Alternatively, the contents of this file may be used under the terms of

either the GNU General Public License Version 2 or later (the "GPL"), or

the GNU Lesser General Public License Version 2.1 or later (the "LGPL"),

in which case the provisions of the GPL or the LGPL are applicable instead

of those above. If you wish to allow use of your version of this file only

under the terms of either the GPL or the LGPL, and not to allow others to

use your version of this file under the terms of the MPL, indicate your

decision by deleting the provisions above and replace them with the notice

and other provisions required by the GPL or the LGPL. If you do not delete

the provisions above, a recipient may use your version of this file under

the terms of any one of the MPL, the GPL or the LGPL.

OpenMAX DL

URL:

<https://silver.arm.com/download/Software/Graphics/OX000-BU-00010-r1p0-00bet0/OX000-BU-00010-r1p0-00bet0.tgz>

Use of this source code is governed by a BSD-style license that can be

found in the LICENSE file in the root of the source tree. All

contributing project authors may be found in the AUTHORS file in the root of the source tree.

The files were originally licensed by ARM Limited.

The following files:

\* dl/api/omxtypes.h

\* dl/sp/api/omxSP.h

are licensed by Khronos:

Copyright © 2005–2008 The Khronos Group Inc. All Rights Reserved.

These materials are protected by copyright laws and contain material

proprietary to the Khronos Group, Inc. You may use these materials

for implementing Khronos specifications, without altering or removing

any trademark, copyright or other notice from the specification.

Khronos Group makes no, and expressly disclaims any, representations

or warranties, express or implied, regarding these materials, including,

without limitation, any implied warranties of merchantability or fitness

for a particular purpose or non-infringement of any intellectual property.

Khronos Group makes no, and expressly disclaims any, warranties, express

or implied, regarding the correctness, accuracy, completeness, timeliness,

and reliability of these materials.

Under no circumstances will the Khronos Group, or any of its Promoters,

Contributors or Members or their respective partners, officers, directors,

employees, agents or representatives be liable for any damages, whether

direct, indirect, special or consequential damages for



lost revenues,  
lost profits, or otherwise, arising from or in connection  
with these

Khronos and OpenMAX are trademarks of the  
Khronos Group Inc.

opus

URL: <http://git.xiph.org/?p=opus.git>

Copyright 2001–2011 Xiph.Org, Skype Limited, Octasic,

Jean-Marc Valin, Timothy

B. Terriberry,

CSIRO, Gregory Maxwell,

Mark Borgerding,

Erik de Castro Lopo

Redistribution and use in source and binary forms,  
with or without

modification, are permitted provided that the  
following conditions

are met:

– Redistributions of source code must retain the  
above copyright

notice, this list of conditions and the following  
disclaimer.

– Redistributions in binary form must reproduce the  
above copyright

notice, this list of conditions and the following  
disclaimer in the

documentation and/or other materials provided with  
the distribution.

– Neither the name of Internet Society, IETF or IETF  
Trust, nor the

names of specific contributors, may be used to  
endorse or promote

products derived from this software without specific  
prior written

THIS SOFTWARE IS PROVIDED BY THE COPYRIGHT  
HOLDERS AND CONTRIBUTORS

“AS IS” AND ANY EXPRESS OR IMPLIED  
WARRANTIES, INCLUDING, BUT NOT

LIMITED TO, THE IMPLIED WARRANTIES OF  
MERCHANTABILITY AND FITNESS FOR

A PARTICULAR PURPOSE ARE DISCLAIMED. IN NO  
EVENT SHALL THE COPYRIGHT OWNER

OR CONTRIBUTORS BE LIABLE FOR ANY DIRECT,  
INDIRECT, INCIDENTAL, SPECIAL,

EXEMPLARY, OR CONSEQUENTIAL DAMAGES  
(INCLUDING, BUT NOT LIMITED TO,

PROCUREMENT OF SUBSTITUTE GOODS OR  
SERVICES; LOSS OF USE, DATA, OR

PROFITS; OR BUSINESS INTERRUPTION) HOWEVER  
CAUSED AND ON ANY THEORY OF

LIABILITY, WHETHER IN CONTRACT, STRICT  
LIABILITY, OR TORT (INCLUDING

NEGLIGENCE OR OTHERWISE) ARISING IN ANY WAY  
OUT OF THE USE OF THIS

SOFTWARE, EVEN IF ADVISED OF THE POSSIBILITY  
OF SUCH DAMAGE.

Opus is subject to the royalty-free patent licenses  
which are

specified at:

<https://datatracker.ietf.org/ipr/1524/>

Microsoft Corporation:

<https://datatracker.ietf.org/ipr/1914/>

Broadcom Corporation:

<https://datatracker.ietf.org/ipr/1526/>

OTS (OpenType Sanitizer)

URL: <https://github.com/khaledhosny/ots.git>

PLY (Python Lex-Yacc)

URL: <http://www.dabeaz.com/ply/ply-3.4.tar.gz>

PLY (Python Lex-Yacc)

Version 3.4

Protocol Buffers

URL: <http://protobuf.googlecode.com/svn/trunk>

Code generated by the Protocol Buffer compiler is  
owned by the owner

of the input file used when generating it. This code is  
not

standalone and requires a support library to be linked  
with it. This

support library is itself covered by the above license.

Quick Color Management System

URL: <https://github.com/jrmuizel/qcms/tree/v4>

qcms

Copyright (C) 2009 Mozilla Corporation

Copyright (C) 1998-2007 Marti Maria

Permission is hereby granted, free of charge, to any person obtaining

a copy of this software and associated documentation files (the "Software"),

to deal in the Software without restriction, including without limitation

the rights to use, copy, modify, merge, publish, distribute, sublicense,

and/or sell copies of the Software, and to permit persons to whom the Software

is furnished to do so, subject to the following conditions:

The above copyright notice and this permission notice shall be included in

all copies or substantial portions of the Software.

THE SOFTWARE IS PROVIDED "AS IS", WITHOUT WARRANTY OF ANY KIND,

EXPRESS OR IMPLIED, INCLUDING BUT NOT LIMITED TO

THE WARRANTIES OF MERCHANTABILITY, FITNESS FOR A PARTICULAR PURPOSE AND

LIABLE FOR ANY CLAIM, DAMAGES OR OTHER LIABILITY, WHETHER IN AN ACTION

OF CONTRACT, TORT OR OTHERWISE, ARISING FROM, OUT OF OR IN CONNECTION

WITH THE SOFTWARE OR THE USE OR OTHER DEALINGS IN THE SOFTWARE.

re2 - an efficient, principled regular expression library

URL: <https://github.com/google/re2>

sfntly

URL: <https://github.com/googlei18n/sfntly>

Skia

URL: <https://skia.org/>

-----  
Some files under resources are under the following license:

Unlimited Commercial Use

We try to make it clear that you may use all clipart from Openclipart even for unlimited commercial use. We believe that giving away our images is a great way to share with the world our talents and that will come back around in a better form.

May I Use Openclipart for?

We put together a small chart of as many possibilities and questions we have heard from people asking how they may use Openclipart. If you have an additional question, please email [love@openclipart.org](mailto:love@openclipart.org).

All Clipart are Released into the Public Domain.

Each artist at Openclipart releases all rights to the images they share at Openclipart. The reason is so that there is no friction in using and sharing images authors make available at this website so that each artist might also receive the same benefit in using other artists clipart totally for any possible reason.

SMHasher

URL: <http://code.google.com/p/smhasher/>

Snappy: A fast compressor/decompressor

URL: <http://google.github.io/snappy/>

sqlite

URL: <http://sqlite.org/>

The author disclaims copyright to this source code. In place of a legal notice, here is a blessing:

May you do good and not evil.

May you find forgiveness for yourself and forgive others.

May you share freely, never taking more than you give.

tcmmalloc

URL: <http://gperftools.googlecode.com/>

The USB ID Repository

URL: <http://www.linux-usb.org/usb-ids.html>

Copyright (c) 2012, Linux USB Project

All rights reserved.

Redistribution and use in source and binary forms, with or without modification, are permitted provided that the following conditions are met:

- o Redistributions of source code must retain the above copyright notice, this list of conditions and the following disclaimer.
- o Redistributions in binary form must reproduce the above copyright notice, this list of conditions and the following disclaimer in the documentation and/or other materials provided with the distribution.
- o Neither the name of the Linux USB Project nor the names of its contributors may be used to endorse or promote products derived from this software without specific prior written permission.

THIS SOFTWARE IS PROVIDED BY THE COPYRIGHT HOLDERS AND CONTRIBUTORS "AS IS" AND ANY EXPRESS OR IMPLIED WARRANTIES, INCLUDING, BUT NOT LIMITED TO, THE IMPLIED WARRANTIES OF MERCHANTABILITY AND FITNESS FOR A PARTICULAR PURPOSE ARE DISCLAIMED. IN NO EVENT SHALL THE COPYRIGHT HOLDER OR CONTRIBUTORS BE LIABLE FOR ANY DIRECT, INDIRECT, INCIDENTAL, SPECIAL, EXEMPLARY, OR CONSEQUENTIAL DAMAGES (INCLUDING, BUT NOT LIMITED TO, PROCUREMENT OF SUBSTITUTE GOODS OR SERVICES; LOSS OF USE, DATA, OR PROFITS; OR BUSINESS INTERRUPTION) HOWEVER CAUSED AND ON ANY THEORY OF LIABILITY, WHETHER IN CONTRACT, STRICT LIABILITY, OR TORT (INCLUDING NEGLIGENCE OR OTHERWISE) ARISING IN ANY WAY OUT OF THE USE OF THIS SOFTWARE, EVEN IF ADVISED OF THE POSSIBILITY OF SUCH DAMAGE.

usrstcp

URL: <http://github.com/sctplab/usrstcp>

(Copied from the COPYRIGHT file of <https://code.google.com/p/sctp-refimpl/source/browse/trunk/COPYRIGHT>)

-----  
-----  
Copyright (c) 2001, 2002 Cisco Systems, Inc.  
Copyright (c) 2002-12 Randall R. Stewart  
Copyright (c) 2002-12 Michael Tuexen  
All rights reserved.

Redistribution and use in source and binary forms, with or without modification, are permitted provided that the following conditions are met:

- o notice, this list of conditions and the following disclaimer.
- o notice, this list of conditions and the following disclaimer in the documentation and/or other materials provided with the distribution.

THIS SOFTWARE IS PROVIDED BY THE AUTHOR AND CONTRIBUTORS "AS IS" AND ANY EXPRESS OR IMPLIED WARRANTIES, INCLUDING, BUT NOT LIMITED TO, THE IMPLIED WARRANTIES OF MERCHANTABILITY AND FITNESS FOR A PARTICULAR PURPOSE ARE DISCLAIMED. IN NO EVENT SHALL THE AUTHOR OR CONTRIBUTORS BE LIABLE FOR ANY DIRECT, INDIRECT, INCIDENTAL, SPECIAL, EXEMPLARY, OR CONSEQUENTIAL DAMAGES (INCLUDING, BUT NOT LIMITED TO, PROCUREMENT OF SUBSTITUTE GOODS OR SERVICES; LOSS OF USE, DATA, OR PROFITS; OR BUSINESS INTERRUPTION) HOWEVER CAUSED AND ON ANY THEORY OF LIABILITY, WHETHER IN CONTRACT, STRICT LIABILITY, OR TORT (INCLUDING NEGLIGENCE OR OTHERWISE) ARISING IN ANY WAY

OUT OF THE USE OF THIS SOFTWARE, EVEN IF ADVISED OF THE POSSIBILITY OF SUCH DAMAGE.

wayland

URL: <http://wayland.freedesktop.org/>

Copyright © 2008–2012 Kristian Høgsberg

Copyright © 2010–2012 Intel Corporation

Copyright © 2011 Benjamin Franzke

Copyright © 2012 Collabora, Ltd.

Permission is hereby granted, free of charge, to any person obtaining a

copy of this software and associated documentation files (the "Software"),

to deal in the Software without restriction, including without limitation

the rights to use, copy, modify, merge, publish, distribute, sublicense,

and/or sell copies of the Software, and to permit persons to whom the

Software is furnished to do so, subject to the following conditions:

The above copyright notice and this permission notice (including the next

paragraph) shall be included in all copies or substantial portions of the

THE SOFTWARE IS PROVIDED "AS IS", WITHOUT WARRANTY OF ANY KIND, EXPRESS OR

IMPLIED, INCLUDING BUT NOT LIMITED TO THE WARRANTIES OF MERCHANTABILITY,

FITNESS FOR A PARTICULAR PURPOSE AND NONINFRINGEMENT. IN NO EVENT SHALL

THE AUTHORS OR COPYRIGHT HOLDERS BE LIABLE FOR ANY CLAIM, DAMAGES OR OTHER

LIABILITY, WHETHER IN AN ACTION OF CONTRACT, TORT OR OTHERWISE, ARISING

FROM, OUT OF OR IN CONNECTION WITH THE SOFTWARE OR THE USE OR OTHER

DEALINGS IN THE SOFTWARE.

---

The above is the version of the MIT "Expat" License used by X.org:

<http://cgit.freedesktop.org/xorg/xserver/tree/COPYING>

wayland-protocols

URL: <http://wayland.freedesktop.org/>

Copyright © 2008–2013 Kristian Høgsberg

Copyright © 2010–2013 Intel Corporation

Copyright © 2013 Rafael Antognolli

Copyright © 2013 Jasper St. Pierre

Copyright © 2014 Jonas Ådahl

Copyright © 2014 Jason Ekstrand

Copyright © 2014–2015 Collabora, Ltd.

Copyright © 2015 Red Hat Inc.

Permission is hereby granted, free of charge, to any person obtaining a

copy of this software and associated documentation files (the "Software"),

to deal in the Software without restriction, including without limitation

the rights to use, copy, modify, merge, publish, distribute, sublicense,

and/or sell copies of the Software, and to permit persons to whom the

Software is furnished to do so, subject to the following conditions:

The above copyright notice and this permission notice (including the next

paragraph) shall be included in all copies or substantial portions of the

THE SOFTWARE IS PROVIDED "AS IS", WITHOUT WARRANTY OF ANY KIND, EXPRESS OR

IMPLIED, INCLUDING BUT NOT LIMITED TO THE WARRANTIES OF MERCHANTABILITY,

FITNESS FOR A PARTICULAR PURPOSE AND NONINFRINGEMENT. IN NO EVENT SHALL

THE AUTHORS OR COPYRIGHT HOLDERS BE LIABLE FOR ANY CLAIM, DAMAGES OR OTHER

LIABILITY, WHETHER IN AN ACTION OF CONTRACT,

TORT OR OTHERWISE, ARISING FROM, OUT OF OR IN CONNECTION WITH THE SOFTWARE OR THE USE OR OTHER DEALINGS IN THE SOFTWARE.

---

The above is the version of the MIT "Expat" License used by X.org:

<http://cgit.freedesktop.org/xorg/xserver/tree/COPYING>

Web Animations JS

URL: <https://github.com/web-animations/web-animations-js>

WebRTC

URL: <http://www.webrtc.org>

Copyright (c) 2011, The WebRTC project authors. All rights reserved.

Redistribution and use in source and binary forms, with or without

modification, are permitted provided that the following conditions are

met:

\* Redistributions of source code must retain the above copyright

notice, this list of conditions and the following disclaimer.

\* Redistributions in binary form must reproduce the above copyright

notice, this list of conditions and the following disclaimer in

the documentation and/or other materials provided with the

distribution.

\* Neither the name of Google nor the names of its contributors may

be used to endorse or promote products derived

from this software

without specific prior written permission.

THIS SOFTWARE IS PROVIDED BY THE COPYRIGHT HOLDERS AND CONTRIBUTORS

"AS IS" AND ANY EXPRESS OR IMPLIED WARRANTIES, INCLUDING, BUT NOT

LIMITED TO, THE IMPLIED WARRANTIES OF MERCHANTABILITY AND FITNESS FOR

A PARTICULAR PURPOSE ARE DISCLAIMED. IN NO EVENT SHALL THE COPYRIGHT

HOLDER OR CONTRIBUTORS BE LIABLE FOR ANY DIRECT, INDIRECT, INCIDENTAL,

SPECIAL, EXEMPLARY, OR CONSEQUENTIAL DAMAGES (INCLUDING, BUT NOT

LIMITED TO, PROCUREMENT OF SUBSTITUTE GOODS OR SERVICES; LOSS OF USE,

DATA, OR PROFITS; OR BUSINESS INTERRUPTION) HOWEVER CAUSED AND ON ANY

THEORY OF LIABILITY, WHETHER IN CONTRACT, STRICT LIABILITY, OR TORT

(INCLUDING NEGLIGENCE OR OTHERWISE) ARISING IN ANY WAY OUT OF THE USE

OF THIS SOFTWARE, EVEN IF ADVISED OF THE POSSIBILITY OF SUCH DAMAGE.

x86inc

URL:

<http://git.videolan.org/?p=x264.git;a=blob:f=common/x86/x86inc.asm>

```
.*****  
,  
*****
```

```
.* x86inc.asm
```

```
.*****  
,  
*****
```

```
.* Copyright (C) 2005-2011 x264 project
```

```
.*  
,
```

```
.* Authors: Loren Merritt <lorenm@u.washington.edu>
```

```
.* Anton Mitrofanov  
<BugMaster@narod.ru>
```

```
.* Jason Garrett-Glaser  
<darkshikari@gmail.com>
```

```
.*  
,
```

```
.* Permission to use, copy, modify, and/or distribute  
this software for any
```

```
.* purpose with or without fee is hereby granted,
```

provided that the above  
;\* copyright notice and this permission notice appear  
in all copies.

```
.*  
,  
;* THE SOFTWARE IS PROVIDED "AS IS" AND THE  
AUTHOR DISCLAIMS ALL WARRANTIES  
;* WITH REGARD TO THIS SOFTWARE INCLUDING  
ALL IMPLIED WARRANTIES OF  
;* MERCHANTABILITY AND FITNESS. IN NO EVENT  
SHALL THE AUTHOR BE LIABLE FOR  
;* ANY SPECIAL, DIRECT, INDIRECT, OR  
CONSEQUENTIAL DAMAGES OR ANY DAMAGES  
;* WHATSOEVER RESULTING FROM LOSS OF USE,  
DATA OR PROFITS, WHETHER IN AN  
;* ACTION OF CONTRACT, NEGLIGENCE OR OTHER  
TORTIOUS ACTION, ARISING OUT OF  
;* OR IN CONNECTION WITH THE USE OR  
PERFORMANCE OF THIS SOFTWARE.  
.*  
*****  
,  
*****
```

```
; This is a header file for the x264ASM assembly  
language, which uses  
;  
; NASM/YASM syntax combined with a large number  
of macros to provide easy  
;  
; abstraction between different calling conventions  
(x86_32, win64, linux64).  
;  
; It also has various other useful features to simplify  
writing the kind of  
;  
; DSP functions that are most often used in x264.  
;  
; Unlike the rest of x264, this file is available under an  
ISC license, as it  
;  
; has significant usefulness outside of x264 and we  
want it to be available  
;  
; to the largest audience possible. Of course, if you  
modify it for your own  
;  
; purposes to add a new feature, we strongly  
encourage contributing a patch  
;  
; as this feature might be useful for others as well.  
Send patches or ideas  
;  
; to x264-devel@videolan.org .
```

```
zlib  
URL: http://zlib.net/
```

```
/* zlib.h -- interface of the 'zlib' general purpose
```

compression library  
version 1.2.4, March 14th, 2010

Copyright (C) 1995-2010 Jean-loup Gailly and Mark Adler

This software is provided 'as-is', without any  
express or implied  
warranty. In no event will the authors be held  
liable for any damages  
arising from the use of this software.

Permission is granted to anyone to use this  
software for any purpose,  
including commercial applications, and to alter it  
and redistribute it  
freely, subject to the following restrictions:

1. The origin of this software must not be  
misrepresented; you must not  
claim that you wrote the original software. If  
you use this software  
in a product, an acknowledgment in the product  
documentation would be  
appreciated but is not required.
2. Altered source versions must be plainly marked  
as such, and must not be  
misrepresented as being the original software.
3. This notice may not be removed or altered from  
any source distribution.

Jean-loup Gailly  
Mark Adler

```
*/
```

url\_parse  
URL: <http://mxr.mozilla.org/comm-central/source/mozilla/network/base/src/nsURLParsers.cpp>

Copyright 2007, Google Inc.  
All rights reserved.

Redistribution and use in source and binary forms,

with or without

modification, are permitted provided that the following conditions are

met:

\* Redistributions of source code must retain the above copyright

notice, this list of conditions and the following disclaimer.

\* Redistributions in binary form must reproduce the above

copyright notice, this list of conditions and the following disclaimer

in the documentation and/or other materials provided with the

\* Neither the name of Google Inc. nor the names of its

contributors may be used to endorse or promote products derived from

this software without specific prior written permission.

THIS SOFTWARE IS PROVIDED BY THE COPYRIGHT HOLDERS AND CONTRIBUTORS

"AS IS" AND ANY EXPRESS OR IMPLIED WARRANTIES, INCLUDING, BUT NOT

LIMITED TO, THE IMPLIED WARRANTIES OF MERCHANTABILITY AND FITNESS FOR

A PARTICULAR PURPOSE ARE DISCLAIMED. IN NO EVENT SHALL THE COPYRIGHT

OWNER OR CONTRIBUTORS BE LIABLE FOR ANY DIRECT, INDIRECT, INCIDENTAL,

SPECIAL, EXEMPLARY, OR CONSEQUENTIAL DAMAGES (INCLUDING, BUT NOT

LIMITED TO, PROCUREMENT OF SUBSTITUTE GOODS OR SERVICES; LOSS OF USE,

DATA, OR PROFITS; OR BUSINESS INTERRUPTION) HOWEVER CAUSED AND ON ANY

THEORY OF LIABILITY, WHETHER IN CONTRACT, STRICT LIABILITY, OR TORT

(INCLUDING NEGLIGENCE OR OTHERWISE) ARISING IN ANY WAY OUT OF THE USE

OF THIS SOFTWARE, EVEN IF ADVISED OF THE POSSIBILITY OF SUCH DAMAGE.

-----  
-----

The file url\_parse.cc is based on nsURLParsers.cc

from Mozilla. This file is

licensed separately as follows:

The contents of this file are subject to the Mozilla Public License Version

the License. You may obtain a copy of the License at <http://www.mozilla.org/MPL/>

Software distributed under the License is distributed on an "AS IS" basis,

WITHOUT WARRANTY OF ANY KIND, either express or implied. See the License

for the specific language governing rights and limitations under the

The Original Code is mozilla.org code.

The Initial Developer of the Original Code is Netscape Communications Corporation.

Portions created by the Initial Developer are Copyright (C) 1998

the Initial Developer. All Rights Reserved.

Contributor(s):

Darin Fisher (original author)

Alternatively, the contents of this file may be used under the terms of

either the GNU General Public License Version 2 or later (the "GPL"), or

the GNU Lesser General Public License Version 2.1 or later (the "LGPL"),

in which case the provisions of the GPL or the LGPL are applicable instead

of those above. If you wish to allow use of your version of this file only

under the terms of either the GPL or the LGPL, and not to allow others to

use your version of this file under the terms of the MPL, indicate your

decision by deleting the provisions above and replace them with the notice

and other provisions required by the GPL or the LGPL. If you do not delete

the provisions above, a recipient may use your version of this file under

the terms of any one of the MPL, the GPL or the LGPL.

V8 JavaScript Engine

URL: <http://code.google.com/p/v8>

This license applies to all parts of V8 that are not externally

maintained libraries. The externally maintained libraries used by V8

are:

- PCRE test suite, located in

test/mjsunit/third\_party/regexp-pcre/regexp-pcre.js. This is based on the

test suite from PCRE-7.3, which is copyrighted by the University

of Cambridge and Google, Inc. The copyright notice and license

are embedded in regexp-pcre.js.

- Layout tests, located in test/mjsunit/third\_party/object-keys. These are

based on layout tests from webkit.org which are copyrighted by

Apple Computer, Inc. and released under a 3-clause BSD license.

- Strongtalk assembler, the basis of the files assembler-arm-inl.h,

assembler-arm.cc, assembler-arm.h, assembler-ia32-inl.h,

assembler-ia32.cc, assembler-ia32.h, assembler-x64-inl.h,

assembler-x64.cc, assembler-x64.h, assembler-mips-inl.h,

assembler-mips.cc, assembler-mips.h, assembler.cc and assembler.h.

This code is copyrighted by Sun Microsystems Inc. and released

under a 3-clause BSD license.

- Valgrind client API header, located at third\_party/valgrind/valgrind.h

This is release under the BSD license.

These libraries have their own licenses; we recommend you read them,

as their terms may differ from the terms below.

Further license information can be found in LICENSE files located in

sub-directories.

Copyright 2014, the V8 project authors. All rights reserved.

Redistribution and use in source and binary forms, with or without

modification, are permitted provided that the following conditions are

met:

- \* Redistributions of source code must retain the above copyright

notice, this list of conditions and the following disclaimer.

- \* Redistributions in binary form must reproduce the above

copyright notice, this list of conditions and the following

disclaimer in the documentation and/or other materials provided

with the distribution.

- \* Neither the name of Google Inc. nor the names of its

contributors may be used to endorse or promote products derived

from this software without specific prior written permission.

THIS SOFTWARE IS PROVIDED BY THE COPYRIGHT HOLDERS AND CONTRIBUTORS

"AS IS" AND ANY EXPRESS OR IMPLIED WARRANTIES, INCLUDING, BUT NOT

LIMITED TO, THE IMPLIED WARRANTIES OF MERCHANTABILITY AND FITNESS FOR

A PARTICULAR PURPOSE ARE DISCLAIMED. IN NO EVENT SHALL THE COPYRIGHT

OWNER OR CONTRIBUTORS BE LIABLE FOR ANY DIRECT, INDIRECT, INCIDENTAL,

SPECIAL, EXEMPLARY, OR CONSEQUENTIAL DAMAGES (INCLUDING, BUT NOT

LIMITED TO, PROCUREMENT OF SUBSTITUTE GOODS OR SERVICES; LOSS OF USE,



DATA, OR PROFITS; OR BUSINESS INTERRUPTION) HOWEVER CAUSED AND ON ANY THEORY OF LIABILITY, WHETHER IN CONTRACT, STRICT LIABILITY, OR TORT (INCLUDING NEGLIGENCE OR OTHERWISE) ARISING IN ANY WAY OUT OF THE USE OF THIS SOFTWARE, EVEN IF ADVISED OF THE POSSIBILITY OF SUCH DAMAGE.

fdlibm

URL: <http://www.netlib.org/fdlibm/>

Copyright (C) 1993-2004 by Sun Microsystems, Inc. All rights reserved.

Developed at SunSoft, a Sun Microsystems, Inc. business.

Permission to use, copy, modify, and distribute this software is freely granted, provided that this notice is preserved.

Strongtalk

URL: <http://www.strongtalk.org/>

Copyright (c) 1994-2006 Sun Microsystems Inc. All Rights Reserved.

Redistribution and use in source and binary forms, with or without

modification, are permitted provided that the following conditions are

met:

- Redistributions of source code must retain the above copyright notice, this list of conditions and the following disclaimer.

- Redistribution in binary form must reproduce the above copyright notice, this list of conditions and the following disclaimer in the documentation and/or other materials provided with the distribution.

- Neither the name of Sun Microsystems or the names

of contributors may

be used to endorse or promote products derived from this software without

specific prior written permission.

THIS SOFTWARE IS PROVIDED BY THE COPYRIGHT HOLDERS AND CONTRIBUTORS "AS

IS" AND ANY EXPRESS OR IMPLIED WARRANTIES, INCLUDING, BUT NOT LIMITED TO,

THE IMPLIED WARRANTIES OF MERCHANTABILITY AND FITNESS FOR A PARTICULAR

PURPOSE ARE DISCLAIMED. IN NO EVENT SHALL THE COPYRIGHT OWNER OR

CONTRIBUTORS BE LIABLE FOR ANY DIRECT, INDIRECT, INCIDENTAL, SPECIAL,

EXEMPLARY, OR CONSEQUENTIAL DAMAGES (INCLUDING, BUT NOT LIMITED TO,

PROCUREMENT OF SUBSTITUTE GOODS OR SERVICES; LOSS OF USE, DATA, OR

PROFITS; OR BUSINESS INTERRUPTION) HOWEVER CAUSED AND ON ANY THEORY OF

LIABILITY, WHETHER IN CONTRACT, STRICT LIABILITY, OR TORT (INCLUDING

NEGLIGENCE OR OTHERWISE) ARISING IN ANY WAY OUT OF THE USE OF THIS

SOFTWARE, EVEN IF ADVISED OF THE POSSIBILITY OF SUCH DAMAGE.

Extra bundled binaries

name License

libcap

URL: <https://sites.google.com/site/fullycapable/>

Unless otherwise \*explicitly\* stated, the following text describes the

licensed conditions under which the contents of this libcap release

may be used and distributed:

-----  
-----

Redistribution and use in source and binary forms of libcap, with

or without modification, are permitted provided that the following

conditions are met:

notice, and this entire permission notice in its entirety,

including the disclaimer of warranties.

copyright notices, this list of conditions, and the following

disclaimer in the documentation and/or other materials provided

with the distribution.

products derived from this software without their specific prior

written permission.

ALTERNATIVELY, this product may be distributed under the terms of the

GNU General Public License (v2.0 - see below), in which case the

provisions of the GNU GPL are required INSTEAD OF the above restrictions.

(This clause is necessary due to a potential conflict

between the GNU GPL and the restrictions contained in a BSD-style

THIS SOFTWARE IS PROVIDED "AS IS" AND ANY EXPRESS OR IMPLIED

WARRANTIES, INCLUDING, BUT NOT LIMITED TO, THE IMPLIED WARRANTIES OF

MERCHANTABILITY AND FITNESS FOR A PARTICULAR PURPOSE ARE DISCLAIMED.

IN NO EVENT SHALL THE AUTHOR(S) BE LIABLE FOR ANY DIRECT, INDIRECT,

INCIDENTAL, SPECIAL, EXEMPLARY, OR CONSEQUENTIAL DAMAGES (INCLUDING,

BUT NOT LIMITED TO, PROCUREMENT OF SUBSTITUTE GOODS OR SERVICES; LOSS

OF USE, DATA, OR PROFITS; OR BUSINESS INTERRUPTION) HOWEVER CAUSED AND

ON ANY THEORY OF LIABILITY, WHETHER IN CONTRACT, STRICT LIABILITY, OR

TORT (INCLUDING NEGLIGENCE OR OTHERWISE) ARISING IN ANY WAY OUT OF THE

USE OF THIS SOFTWARE, EVEN IF ADVISED OF THE POSSIBILITY OF SUCH DAMAGE.

-----  
-----

libnsspem

URL: <https://git.fedorahosted.org/cgi/nss-pem.git>

```
/* ***** BEGIN LICENSE BLOCK *****
```

```
* Version: MPL 1.1/GPL 2.0/LGPL 2.1
```

```
*
```

```
* The contents of this file are subject to the Mozilla Public License Version
```

```
* 1.1 (the "License"); you may not use this file except in compliance with
```

```
* the License. You may obtain a copy of the License at
```

```
* http://www.mozilla.org/MPL/
```

```
*
```

```
* Software distributed under the License is distributed on an "AS IS" basis,
```

```
* WITHOUT WARRANTY OF ANY KIND, either express or implied. See the License
```

```
* for the specific language governing rights and limitations under the
```

```
* License.
```

```
*
```

```
* The Original Code is the Netscape security libraries.
```

```
*
```

```
* The Initial Developer of the Original Code is
```

```
* Netscape Communications Corporation.
```

```
* Portions created by the Initial Developer are Copyright (C) 1994-2000
```

```
* the Initial Developer. All Rights Reserved.
```

```
*
```

```
* Contributor(s):
```

```
* Rob Crittenden (rcritten@redhat.com)
```

```
*
```

```
* Alternatively, the contents of this file may be used under the terms of
```

```
* either the GNU General Public License Version 2 or later (the "GPL"), or
```

```
* the GNU Lesser General Public License Version 2.1 or later (the "LGPL"),
```

```
* in which case the provisions of the GPL or the LGPL are applicable instead
```

```
* of those above. If you wish to allow use of your version of this file only
```

```
* under the terms of either the GPL or the LGPL, and
```

not to allow others to

\* use your version of this file under the terms of the MPL, indicate your

\* decision by deleting the provisions above and replace them with the notice

\* and other provisions required by the GPL or the LGPL. If you do not delete

\* the provisions above, a recipient may use your version of this file under

\* the terms of any one of the MPL, the GPL or the LGPL.

\* \*\*\*\*\* END LICENSE BLOCK \*\*\*\*\* \*/

Return to Documentation index.

© Opera TV AS 2015. Confidential information of Opera TV.

### BSD LICENSE

Redistribution and use in source and binary forms, with or without modification, are permitted provided that the following conditions are met:

THIS SOFTWARE IS PROVIDED BY THE REGENTS AND CONTRIBUTORS "AS IS" AND ANY EXPRESS OR IMPLIED WARRANTIES, INCLUDING, BUT NOT LIMITED TO, THE IMPLIED WARRANTIES OF MERCHANTABILITY AND FITNESS FOR A PARTICULAR PURPOSE ARE DISCLAIMED. IN NO EVENT SHALL THE REGENTS OR CONTRIBUTORS BE LIABLE FOR ANY DIRECT, INDIRECT, INCIDENTAL, SPECIAL, EXEMPLARY, OR CONSEQUENTIAL DAMAGES (INCLUDING, BUT NOT LIMITED TO, PROCUREMENT OF SUBSTITUTE GOODS OR SERVICES; LOSS OF USE, DATA, OR PROFITS; OR BUSINESS INTERRUPTION) HOWEVER CAUSED AND ON ANY THEORY OF LIABILITY, WHETHER IN CONTRACT, STRICT LIABILITY, OR TORT (INCLUDING NEGLIGENCE OR OTHERWISE) ARISING IN ANY WAY OUT OF THE USE OF THIS SOFTWARE, EVEN IF ADVISED OF THE POSSIBILITY OF SUCH DAMAGE.

### MIT LICENSE

Permission is hereby granted, free of charge, to any person obtaining

a copy of this software and associated documentation files (the

"Software"), to deal in the Software without restriction, including

without limitation the rights to use, copy, modify,

merge, publish,

distribute, sublicense, and/or sell copies of the Software, and to

permit persons to whom the Software is furnished to do so, subject to

the following conditions:

The above copyright notice and this permission notice shall be included

in all copies or substantial portions of the Software.

THE SOFTWARE IS PROVIDED "AS IS", WITHOUT WARRANTY OF ANY KIND,

EXPRESS OR IMPLIED, INCLUDING BUT NOT LIMITED TO THE WARRANTIES OF

MERCHANTABILITY, FITNESS FOR A PARTICULAR PURPOSE AND NONINFRINGEMENT.

IN NO EVENT SHALL THE AUTHORS OR COPYRIGHT HOLDERS BE LIABLE FOR ANY

CLAIM, DAMAGES OR OTHER LIABILITY, WHETHER IN AN ACTION OF CONTRACT,

TORT OR OTHERWISE, ARISING FROM, OUT OF OR IN CONNECTION WITH THE

SOFTWARE OR THE USE OR OTHER DEALINGS IN THE SOFTWARE.

-----  
This copy of the libpng notices is provided for your convenience. In case of

any discrepancy between this copy and the notices in the file png.h that is

included in the libpng distribution, the latter shall prevail.

COPYRIGHT NOTICE, DISCLAIMER, and LICENSE:

If you modify libpng you may insert additional notices immediately following

this sentence.

This code is released under the libpng license.

libpng versions 1.2.6, August 15, 2004, through 1.4.1, February 25, 2010, are

Copyright (c) 2004, 2006-2007 Glenn Randers-

Pehrson, and are

distributed according to the same disclaimer and license as libpng-1.2.5

with the following individual added to the list of Contributing Authors

Cosmin Truta

libpng versions 1.0.7, July 1, 2000, through 1.2.5 - October 3, 2002, are

Copyright (c) 2000-2002 Glenn Randers-Pehrson, and are

distributed according to the same disclaimer and license as libpng-1.0.6

with the following individuals added to the list of Contributing Authors

Simon-Pierre Cadieux

Eric S. Raymond

Gilles Vollant

and with the following additions to the disclaimer:

There is no warranty against interference with your enjoyment of the

library or against infringement. There is no warranty that our

efforts or the library will fulfill any of your particular purposes

or needs. This library is provided with all faults, and the entire

risk of satisfactory quality, performance, accuracy, and effort is with

the user.

libpng versions 0.97, January 1998, through 1.0.6, March 20, 2000, are

Copyright (c) 1998, 1999 Glenn Randers-Pehrson, and are

distributed according to the same disclaimer and license as libpng-0.96,

with the following individuals added to the list of Contributing Authors:

Tom Lane

Glenn Randers-Pehrson

Willem van Schaik

libpng versions 0.89, June 1996, through 0.96, May 1997, are

Copyright (c) 1996, 1997 Andreas Dilger

Distributed according to the same disclaimer and license as libpng-0.88,

with the following individuals added to the list of Contributing Authors:

John Bowler

Kevin Bracey

Sam Bushell

Magnus Holmgren

Greg Roelofs

Tom Tanner

libpng versions 0.5, May 1995, through 0.88, January 1996, are

Copyright (c) 1995, 1996 Guy Eric Schalnat, Group 42, Inc.

For the purposes of this copyright and license, "Contributing Authors"

is defined as the following set of individuals:

Andreas Dilger

Dave Martindale

Guy Eric Schalnat

Paul Schmidt

Tim Wegner

The PNG Reference Library is supplied "AS IS". The Contributing Authors

and Group 42, Inc. disclaim all warranties, expressed or implied,

including, without limitation, the warranties of merchantability and of

fitness for any purpose. The Contributing Authors and Group 42, Inc.

assume no liability for direct, indirect, incidental, special, exemplary,

or consequential damages, which may result from the use of the PNG

Reference Library, even if advised of the possibility of

such damage.

Permission is hereby granted to use, copy, modify, and distribute this

source code, or portions hereof, for any purpose, without fee, subject

to the following restrictions:

be misrepresented as being the original source.

source or altered source distribution.

The Contributing Authors and Group 42, Inc. specifically permit, without

fee, and encourage the use of this source code as a component to

supporting the PNG file format in commercial products. If you use this

source code in a product, acknowledgment is not required but would be

A "png\_get\_copyright" function is available, for convenient use in "about"

boxes and the like:

```
printf("%s",png_get_copyright(NULL));
```

Also, the PNG logo (in PNG format, of course) is supplied in the

files "pngbar.png.jpg" and "pngbar.jpg (88x31) and "pngnow.png.jpg" (98x31).

Libpng is OSI Certified Open Source Software. OSI Certified Open Source is a

certification mark of the Open Source Initiative.

Glenn Randers-Pehrson

glennrp at users.sourceforge.net

February 25, 2010

-----  
This software is based in part on the work of the FreeType Team.  
-----

The FreeType Project  
LICENSE

-----

2006-Jan-27

Copyright 1996-2002,  
2006 by

David Turner, Robert Wilhelm, and  
Werner Lemberg

Introduction

=====

The FreeType Project is distributed in several archive packages;

some of them may contain, in addition to the FreeType font engine,

various tools and contributions which rely on, or relate to, the

FreeType Project.

This license applies to all files found in such packages, and

which do not fall under their own explicit license. The license

affects thus the FreeType font engine, the test programs,

documentation and makefiles, at the very least.

This license was inspired by the BSD, Artistic, and IJG

(Independent JPEG Group) licenses, which all encourage inclusion

and use of free software in commercial and freeware products

alike. As a consequence, its main points are that:

o We don't promise that this software works. However, we will be

interested in any kind of bug reports. ('as is' distribution)

o You can use this software for whatever you

want, in parts or

full form, without having to pay us. ('royalty-free' usage)

o You may not pretend that you wrote this software. If you use

it, or only parts of it, in a program, you must acknowledge

somewhere in your documentation that you have used the

FreeType code. ('credits')

We specifically permit and encourage the inclusion of this

software, with or without modifications, in commercial products.

We disclaim all warranties covering The FreeType Project and

assume no liability related to The FreeType Project.

Finally, many people asked us for a preferred form for a

credit/disclaimer to use in compliance with this license. We thus

encourage you to use the following text:

""

Portions of this software are copyright &lt;year> The FreeType

Project (www.freetype.org). All rights reserved.

""

Please replace <year> with the value from the FreeType version you

actually use.

## Legal Terms

-----

-----

Throughout this license, the terms 'package', 'FreeType Project',

and 'FreeType archive' refer to the set of files originally

distributed by the authors (David Turner, Robert Wilhelm, and

Werner Lemberg) as the 'FreeType Project', be they named as alpha,

beta or final release.

'You' refers to the licensee, or person using the project, where

'using' is a generic term including compiling the project's source

code as well as linking it to form a 'program' or 'executable'.

This program is referred to as 'a program using the FreeType

engine'.

This license applies to all files distributed in the original

FreeType Project, including all source code, binaries and

documentation, unless otherwise stated in the file in its

original, unmodified form as distributed in the original archive.

If you are unsure whether or not a particular file is covered by

this license, you must contact us to verify this.

The FreeType Project is copyright (C) 1996-2000 by David Turner,

Robert Wilhelm, and Werner Lemberg. All rights reserved except as

specified below.

-----

THE FREETYPE PROJECT IS PROVIDED 'AS IS' WITHOUT WARRANTY OF ANY

KIND, EITHER EXPRESS OR IMPLIED, INCLUDING, BUT NOT LIMITED TO,

WARRANTIES OF MERCHANTABILITY AND FITNESS FOR A PARTICULAR

PURPOSE. IN NO EVENT WILL ANY OF THE AUTHORS OR COPYRIGHT HOLDERS

BE LIABLE FOR ANY DAMAGES CAUSED BY THE USE OR THE INABILITY TO

USE, OF THE FREETYPE PROJECT.

-----

This license grants a worldwide, royalty-free, perpetual and irrevocable right and license to use, execute, perform, compile, display, copy, create derivative works of, distribute and sublicense the FreeType Project (in both source and object code forms) and derivative works thereof for any purpose; and to authorize others to exercise some or all of the rights granted herein, subject to the following conditions:

- o Redistribution of source code must retain this license file ('FTL.TXT') unaltered; any additions, deletions or changes to the original files must be clearly indicated in accompanying documentation. The copyright notices of the unaltered, original files must be preserved in all copies of source files.

- o Redistribution in binary form must provide a disclaimer that states that the software is based in part of the work of the FreeType Team, in the distribution documentation. We also encourage you to put an URL to the FreeType web page in your documentation, though this isn't mandatory.

These conditions apply to any software derived from or based on the FreeType Project, not just the unmodified files. If you use our work, you must acknowledge us. However, no fee need be paid to us.

-----

Neither the FreeType authors and contributors

nor you shall use the name of the other for commercial, advertising, or promotional purposes without specific prior written permission.

We suggest, but do not require, that you use one or more of the following phrases to refer to this software in your documentation or advertising materials: 'FreeType Project', 'FreeType Engine', 'FreeType library', or 'FreeType Distribution'.

As you have not signed this license, you are not required to

accept it. However, as the FreeType Project is copyrighted material, only this license, or another one contracted with the authors, grants you the right to use, distribute, and modify it. Therefore, by using, distributing, or modifying the FreeType Project, you indicate that you understand and accept all the terms of this license.

-----

There are two mailing lists related to FreeType:

- o [freetype@nongnu.org](mailto:freetype@nongnu.org)

Discusses general use and applications of FreeType, as well as

future and wanted additions to the library and distribution.

If you are looking for support, start in this list if you

haven't found anything to help you in the documentation.

- o [freetype-devel@nongnu.org](mailto:freetype-devel@nongnu.org)

Discusses bugs, as well as engine internals, design issues,

specific licenses, porting, etc.

Our home page can be found at

<http://www.freetype.org>

--- end of FTL.TXT ---

-----  
MOZILLA PUBLIC  
LICENSE

Version 1.1

-----

1.0.1. "Commercial Use" means distribution or otherwise making the Covered Code available to a third party.

1.1. "Contributor" means each entity that creates or contributes to the creation of Modifications.

1.2. "Contributor Version" means the combination of the Original Code, prior Modifications used by a Contributor, and the Modifications made by that particular Contributor.

1.3. "Covered Code" means the Original Code or Modifications or the combination of the Original Code and Modifications, in each case including portions thereof.

1.4. "Electronic Distribution Mechanism" means a mechanism generally accepted in the software development community for the electronic transfer of data.

1.5. "Executable" means Covered Code in any form other than Source Code.

1.6. "Initial Developer" means the individual or entity identified

as the Initial Developer in the Source Code notice required by Exhibit

A.

1.7. "Larger Work" means a work which combines Covered Code or

portions thereof with code not governed by the terms of this License.

1.8. "License" means this document.

1.8.1. "Licensable" means having the right to grant, to the maximum

extent possible, whether at the time of the initial grant or

subsequently acquired, any and all of the rights conveyed herein.

1.9. "Modifications" means any addition to or deletion from the

substance or structure of either the Original Code or any previous

Modifications. When Covered Code is released as a series of files, a

Modification is:

A. Any addition to or deletion from the contents of a file

containing Original Code or previous Modifications.

B. Any new file that contains any part of the Original Code or previous Modifications.

1.10. "Original Code" means Source Code of computer software code

which is described in the Source Code notice required by Exhibit A as

Original Code, and which, at the time of its release under this

License is not already Covered Code governed by this License.

1.10.1. "Patent Claims" means any patent



claim(s), now owned or

hereafter acquired, including without limitation, method, process,

and apparatus claims, in any patent Licensable by grantor.

1.11. "Source Code" means the preferred form of the Covered Code for

making modifications to it, including all modules it contains, plus

any associated interface definition files, scripts used to control

compilation and installation of an Executable, or source code

differential comparisons against either the Original Code or another

well known, available Covered Code of the Contributor's choice. The

Source Code can be in a compressed or archival form, provided the

appropriate decompression or de-archiving software is widely available

for no charge.

1.12. "You" (or "Your") means an individual or a legal entity

exercising rights under, and complying with all of the terms of, this

License or a future version of this License issued under Section 6.1.

For legal entities, "You" includes any entity which controls, is

controlled by, or is under common control with You. For purposes of

this definition, "control" means (a) the power, direct or indirect,

to cause the direction or management of such entity, whether by

contract or otherwise, or (b) ownership of more than fifty percent

(50%) of the outstanding shares or beneficial ownership of such

entity.

## 2.1. The Initial Developer Grant.

The Initial Developer hereby grants You a world-wide, royalty-free,

non-exclusive license, subject to third party

intellectual property

claims:

(a) under intellectual property rights (other than patent or

trademark) Licensable by Initial Developer to use, reproduce,

modify, display, perform, sublicense and distribute the Original

Code (or portions thereof) with or without Modifications, and/or

as part of a Larger Work; and

(b) under Patents Claims infringed by the making, using or

selling of Original Code, to make, have made, use, practice,

sell, and offer for sale, and/or otherwise dispose of the

Original Code (or portions thereof).

(c) the licenses granted in this Section 2.1(a) and (b) are

effective on the date Initial Developer first distributes

Original Code under the terms of this License.

(d) Notwithstanding Section 2.1(b) above, no patent license is

granted: 1) for code that You delete from the Original Code; 2)

separate from the Original Code; or 3) for infringements caused

by: i) the modification of the Original Code or ii) the

combination of the Original Code with other software or devices.

## 2.2. Contributor Grant.

Subject to third party intellectual property claims, each Contributor

hereby grants You a world-wide, royalty-free, non-exclusive license

(a) under intellectual property rights (other than patent or

trademark) Licensable by Contributor, to

use, reproduce, modify,

display, perform, sublicense and distribute the Modifications

created by such Contributor (or portions thereof) either on an

unmodified basis, with other Modifications, as Covered Code

and/or as part of a Larger Work; and

(b) under Patent Claims infringed by the making, using, or

selling of Modifications made by that Contributor either alone

and/or in combination with its Contributor Version (or portions

of such combination), to make, use, sell, offer for sale, have

made, and/or otherwise dispose of: 1) Modifications made by that

Contributor (or portions thereof); and 2) the combination of

Modifications made by that Contributor with its Contributor

Version (or portions of such combination).

(c) the licenses granted in Sections 2.2(a) and 2.2(b) are

effective on the date Contributor first makes Commercial Use of

the Covered Code.

(d) Notwithstanding Section 2.2(b) above, no patent license is

granted: 1) for any code that Contributor has deleted from the

Contributor Version; 2) separate from the Contributor Version;

3) for infringements caused by: i) third party modifications of

Contributor Version or ii) the combination of Modifications made

by that Contributor with other software (except as part of the

Contributor Version) or other devices; or 4) under Patent Claims

infringed by Covered Code in the absence of Modifications made by

that Contributor.

### 3.1. Application of License.

The Modifications which You create or to which You contribute are

governed by the terms of this License, including without limitation

Section 2.2. The Source Code version of Covered Code may be

distributed only under the terms of this License or a future version

of this License released under Section 6.1, and You must include a

copy of this License with every copy of the Source Code You

distribute. You may not offer or impose any terms on any Source Code

version that alters or restricts the applicable version of this

License or the recipients' rights hereunder. However, You may include

an additional document offering the additional rights described in

Section 3.5.

### 3.2. Availability of Source Code.

Any Modification which You create or to which You contribute must be

made available in Source Code form under the terms of this License

either on the same media as an Executable version or via an accepted

Electronic Distribution Mechanism to anyone to whom you made an

Executable version available; and if made available via Electronic

Distribution Mechanism, must remain available for at least twelve (12)

months after the date it initially became available, or at least six

(6) months after a subsequent version of that particular Modification

has been made available to such recipients. You are responsible for

ensuring that the Source Code version remains available even if the

Electronic Distribution Mechanism is maintained by a third party.

### 3.3. Description of Modifications.

You must cause all Covered Code to which You contribute to contain a

file documenting the changes You made to create that Covered Code and

the date of any change. You must include a prominent statement that

the Modification is derived, directly or indirectly, from Original

Code provided by the Initial Developer and including the name of the

Initial Developer in (a) the Source Code, and (b) in any notice in an

Executable version or related documentation in which You describe the

origin or ownership of the Covered Code.

### 3.4. Intellectual Property Matters

#### (a) Third Party Claims.

If Contributor has knowledge that a license under a third party's

intellectual property rights is required to exercise the rights

granted by such Contributor under Sections 2.1 or 2.2,

Contributor must include a text file with the Source Code

distribution titled "LEGAL" which describes the claim and the

party making the claim in sufficient detail that a recipient will

know whom to contact. If Contributor obtains such knowledge after

the Modification is made available as described in Section 3.2,

Contributor shall promptly modify the LEGAL file in all copies

Contributor makes available thereafter and shall take other steps

(such as notifying appropriate mailing lists or newsgroups)

reasonably calculated to inform those who received the Covered

Code that new knowledge has been obtained.

#### (b) Contributor APIs.

If Contributor's Modifications include an application programming

interface and Contributor has knowledge of patent licenses which

are reasonably necessary to implement that API, Contributor must

also include this information in the LEGAL file.

#### (c) Representations.

Contributor represents that, except as disclosed pursuant to

Section 3.4(a) above, Contributor believes that Contributor's

Modifications are Contributor's original creation(s) and/or

Contributor has sufficient rights to grant the rights conveyed by

this License.

### 3.5. Required Notices.

You must duplicate the notice in Exhibit A in each file of the Source

Code. If it is not possible to put such notice in a particular Source

Code file due to its structure, then You must include such notice in a

location (such as a relevant directory) where a user would be likely

to look for such a notice. If You created one or more Modification(s)

You may add your name as a Contributor to the notice described in

Exhibit A. You must also duplicate this License in any documentation

for the Source Code where You describe recipients' rights or ownership

rights relating to Covered Code. You may choose to offer, and to

charge a fee for, warranty, support, indemnity or liability

obligations to one or more recipients of Covered Code. However, You

may do so only on Your own behalf, and not on behalf of the Initial

Developer or any Contributor. You must make it absolutely clear than

any such warranty, support, indemnity or

liability obligation is

offered by You alone, and You hereby agree to indemnify the Initial

Developer and every Contributor for any liability incurred by the

Initial Developer or such Contributor as a result of warranty,

support, indemnity or liability terms You offer.

### 3.6. Distribution of Executable Versions.

You may distribute Covered Code in Executable form only if the

requirements of Section 3.1-3.5 have been met for that Covered Code,

and if You include a notice stating that the Source Code version of

the Covered Code is available under the terms of this License,

including a description of how and where You have fulfilled the

obligations of Section 3.2. The notice must be conspicuously included

in any notice in an Executable version, related documentation or

collateral in which You describe recipients' rights relating to the

Covered Code. You may distribute the Executable version of Covered

Code or ownership rights under a license of Your choice, which may

contain terms different from this License, provided that You are in

compliance with the terms of this License and that the license for the

Executable version does not attempt to limit or alter the recipient's

rights in the Source Code version from the rights set forth in this

License. If You distribute the Executable version under a different

license You must make it absolutely clear that any terms which differ

from this License are offered by You alone, not by the Initial

Developer or any Contributor. You hereby agree to indemnify the

Initial Developer and every Contributor for any liability incurred by

the Initial Developer or such Contributor as a result of any such

terms You offer.

### 3.7. Larger Works.

You may create a Larger Work by combining Covered Code with other code

not governed by the terms of this License and distribute the Larger

Work as a single product. In such a case, You must make sure the

requirements of this License are fulfilled for the Covered Code.

If it is impossible for You to comply with any of the terms of this

License with respect to some or all of the Covered Code due to

statute, judicial order, or regulation then You must: (a) comply with

the terms of this License to the maximum extent possible; and (b)

describe the limitations and the code they affect. Such description

must be included in the LEGAL file described in Section 3.4 and must

be included with all distributions of the Source Code. Except to the

extent prohibited by statute or regulation, such description must be

sufficiently detailed for a recipient of ordinary skill to be able to

understand it.

This License applies to code to which the Initial Developer has

attached the notice in Exhibit A and to related Covered Code.

### 6.1. New Versions.

Netscape Communications Corporation ("Netscape") may publish revised

and/or new versions of the License from time to time. Each version

will be given a distinguishing version number.

### 6.2. Effect of New Versions.

Once Covered Code has been published under a particular version of the

License, You may always continue to use it under the terms of that

version. You may also choose to use such Covered Code under the terms

of any subsequent version of the License published by Netscape. No one

other than Netscape has the right to modify the terms applicable to

Covered Code created under this License.

### 6.3. Derivative Works.

If You create or use a modified version of this License (which you may

only do in order to apply it to code which is not already Covered Code

governed by this License), You must (a) rename Your license so that

the phrases "Mozilla", "MOZILLAPL", "MOZPL", "Netscape",

"MPL", "NPL" or any confusingly similar phrase do not appear in your

license (except to note that your license differs from this License)

and (b) otherwise make it clear that Your version of the license

contains terms which differ from the Mozilla Public License and

Netscape Public License. (Filling in the name of the Initial

Developer, Original Code or Contributor in the notice described in

Exhibit A shall not of themselves be deemed to be modifications of

this License.)

COVERED CODE IS PROVIDED UNDER THIS LICENSE ON AN "AS IS" BASIS,

WITHOUT WARRANTY OF ANY KIND, EITHER EXPRESSED OR IMPLIED, INCLUDING,

WITHOUT LIMITATION, WARRANTIES THAT THE COVERED CODE IS FREE OF

DEFECTS, MERCHANTABILITY, FIT FOR A PARTICULAR PURPOSE OR NON-INFRINGEMENT.

THE ENTIRE RISK AS TO THE QUALITY AND PERFORMANCE OF THE COVERED CODE

IS WITH YOU. SHOULD ANY COVERED CODE

PROVE DEFECTIVE IN ANY RESPECT,

YOU (NOT THE INITIAL DEVELOPER OR ANY OTHER CONTRIBUTOR) ASSUME THE

COST OF ANY NECESSARY SERVICING, REPAIR OR CORRECTION. THIS DISCLAIMER

OF WARRANTY CONSTITUTES AN ESSENTIAL PART OF THIS LICENSE. NO USE OF

ANY COVERED CODE IS AUTHORIZED HEREUNDER EXCEPT UNDER THIS DISCLAIMER.

8.1. This License and the rights granted hereunder will terminate

automatically if You fail to comply with terms herein and fail to cure

such breach within 30 days of becoming aware of the breach. All

sublicenses to the Covered Code which are properly granted shall

survive any termination of this License. Provisions which, by their

nature, must remain in effect beyond the termination of this License

shall survive.

8.2. If You initiate litigation by asserting a patent infringement

claim (excluding declaratory judgment actions) against Initial Developer

or a Contributor (the Initial Developer or Contributor against whom

You file such action is referred to as "Participant") alleging that:

(a) such Participant's Contributor Version directly or indirectly

infringes any patent, then any and all rights granted by such

Participant to You under Sections 2.1 and/or 2.2 of this License

shall, upon 60 days notice from Participant terminate prospectively,

unless if within 60 days after receipt of notice You either: (i)

agree in writing to pay Participant a mutually agreeable reasonable

royalty for Your past and future use of Modifications made by such

Participant, or (ii) withdraw Your litigation claim

with respect to

the Contributor Version against such Participant. If within 60 days

of notice, a reasonable royalty and payment arrangement are not

mutually agreed upon in writing by the parties or the litigation claim

is not withdrawn, the rights granted by Participant to You under

Sections 2.1 and/or 2.2 automatically terminate at the expiration of

the 60 day notice period specified above.

(b) any software, hardware, or device, other than such Participant's

Contributor Version, directly or indirectly infringes any patent, then

any rights granted to You by such Participant under Sections 2.1(b)

and 2.2(b) are revoked effective as of the date You first made, used,

sold, distributed, or had made, Modifications made by that

Participant.

8.3. If You assert a patent infringement claim against Participant

alleging that such Participant's Contributor Version directly or

indirectly infringes any patent where such claim is resolved (such as

by license or settlement) prior to the initiation of patent

infringement litigation, then the reasonable value of the licenses

granted by such Participant under Sections 2.1 or 2.2 shall be taken

into account in determining the amount or value of any payment or

license.

8.4. In the event of termination under Sections 8.1 or 8.2 above,

all end user license agreements (excluding distributors and resellers)

which have been validly granted by You or any distributor hereunder

prior to termination shall survive termination.

UNDER NO CIRCUMSTANCES AND UNDER NO LEGAL THEORY, WHETHER TORT

(INCLUDING NEGLIGENCE), CONTRACT, OR OTHERWISE, SHALL YOU, THE INITIAL

DEVELOPER, ANY OTHER CONTRIBUTOR, OR ANY DISTRIBUTOR OF COVERED CODE,

OR ANY SUPPLIER OF ANY OF SUCH PARTIES, BE LIABLE TO ANY PERSON FOR

ANY INDIRECT, SPECIAL, INCIDENTAL, OR CONSEQUENTIAL DAMAGES OF ANY

CHARACTER INCLUDING, WITHOUT LIMITATION, DAMAGES FOR LOSS OF GOODWILL,

WORK STOPPAGE, COMPUTER FAILURE OR MALFUNCTION, OR ANY AND ALL OTHER

COMMERCIAL DAMAGES OR LOSSES, EVEN IF SUCH PARTY SHALL HAVE BEEN

INFORMED OF THE POSSIBILITY OF SUCH DAMAGES. THIS LIMITATION OF

LIABILITY SHALL NOT APPLY TO LIABILITY FOR DEATH OR PERSONAL INJURY

RESULTING FROM SUCH PARTY'S NEGLIGENCE TO THE EXTENT APPLICABLE LAW

PROHIBITS SUCH LIMITATION. SOME JURISDICTIONS DO NOT ALLOW THE

EXCLUSION OR LIMITATION OF INCIDENTAL OR CONSEQUENTIAL DAMAGES, SO

THIS EXCLUSION AND LIMITATION MAY NOT APPLY TO YOU.

The Covered Code is a "commercial item," as that term is defined in

48 C.F.R. 2.101 (Oct. 1995), consisting of "commercial computer

software" and "commercial computer software documentation," as such

terms are used in 48 C.F.R. 12.212 (Sept. 1995). Consistent with 48

C.F.R. 12.212 and 48 C.F.R. 227.7202-1 through 227.7202-4 (June 1995),

all U.S. Government End Users acquire Covered Code with only those

rights set forth herein.

This License represents the complete agreement concerning subject

matter hereof. If any provision of this License is held to be

unenforceable, such provision shall be reformed only to the extent

necessary to make it enforceable. This License shall be governed by

California law provisions (except to the extent applicable law, if

any, provides otherwise), excluding its conflict-of-law provisions.

With respect to disputes in which at least one party is a citizen of,

or an entity chartered or registered to do business in the United

States of America, any litigation relating to this License shall be

subject to the jurisdiction of the Federal Courts of the Northern

District of California, with venue lying in Santa Clara County,

California, with the losing party responsible for costs, including

without limitation, court costs and reasonable attorneys' fees and

expenses. The application of the United Nations Convention on

Contracts for the International Sale of Goods is expressly excluded.

Any law or regulation which provides that the language of a contract

shall be construed against the drafter shall not apply to this

License.

As between Initial Developer and the Contributors, each party is

responsible for claims and damages arising, directly or indirectly,

out of its utilization of rights under this License and You agree to

work with Initial Developer and Contributors to distribute such

responsibility on an equitable basis. Nothing herein is intended or

shall be deemed to constitute any admission of liability.

Initial Developer may designate portions of the Covered Code as

"Multiple-Licensed". "Multiple-Licensed"

means that the Initial

Developer permits you to utilize portions of the Covered Code under

Your choice of the NPL or the alternative licenses, if any, specified

by the Initial Developer in the file described in Exhibit A.

EXHIBIT A -Mozilla Public License.

"The contents of this file are subject to the Mozilla Public License

Version 1.1 (the "License"); you may not use this file except in

compliance with the License. You may obtain a copy of the License at

<http://www.mozilla.org/MPL/>

Software distributed under the License is distributed on an "AS IS"

basis, WITHOUT WARRANTY OF ANY KIND, either express or implied. See the

License for the specific language governing rights and limitations

under the License.

The Original Code is

-----

The Initial Developer of the Original Code is

-----

Portions created by \_\_\_\_\_ are Copyright (C) \_\_\_\_\_

----- All Rights Reserved.

Contributor(s):

-----

Alternatively, the contents of this file may be used under the terms

of the \_\_\_\_\_ license (the "[\_\_\_\_\_] License"), in which case the

provisions of [\_\_\_\_\_] License are applicable instead of those

above. If you wish to allow use of your version of this file only

under the terms of the [\_\_\_\_\_] License and not to

allow others to use

your version of this file under the MPL, indicate your decision by

deleting the provisions above and replace them with the notice and

other provisions required by the [\_\_\_] License. If you do not delete

the provisions above, a recipient may use your version of this file

under either the MPL or the [\_\_\_] License."

[NOTE: The text of this Exhibit A may differ slightly from the text of

the notices in the Source Code files of the Original Code. You should

use the text of this Exhibit A rather than the text found in the

Original Code Source Code for Your Modifications.]



# Guida e supporto

13.1

## Risoluzione dei problemi

### Accensione e telecomando

#### Il TV non si accende

- Scollegare il cavo di alimentazione dalla presa. Attendere un minuto e ricollegarlo.
- Controllare che il cavo di alimentazione sia collegato saldamente.

#### Scricchiolio all'avvio o allo spegnimento

Quando il televisore viene acceso, spento o messo in standby, si sente uno scricchiolio proveniente dallo chassis del televisore. Lo scricchiolio che si avverte è provocato da una normale espansione e contrazione dello chassis del TV man mano che si raffredda e si riscalda. Ciò non influisce sulle prestazioni.

#### Il TV non risponde al telecomando

Il TV richiede del tempo per l'accensione. In questo lasso di tempo, il TV non risponde ai comandi del telecomando o a quelli del TV. Si tratta di un comportamento normale.

Se il televisore continua a non rispondere al telecomando, verificare se il telecomando funziona tramite la fotocamera di un telefono cellulare. Attivare la modalità fotocamera del telefono e puntare il telecomando verso la lente della fotocamera. Se si preme qualsiasi pulsante del telecomando e si nota uno sfarfallio rosso del sensore nella fotocamera, il telecomando funziona. In tal caso, occorre controllare il televisore.

Se non si nota alcuno sfarfallio, il telecomando potrebbe essere rotto o le batterie esaurite. Questo metodo di verifica del telecomando non è possibile con i telecomandi associati in modalità wireless al televisore.

#### Il TV torna in standby dopo aver visualizzato la schermata di avvio Philips

Quando il TV è in standby, viene visualizzata una schermata di avvio Philips, quindi il TV torna alla modalità standby. Si tratta di un comportamento normale. Quando si scollega e si ricollega l'alimentazione del TV, la schermata di avvio viene visualizzata alla successiva accensione. Per accendere il televisore quando si trova in modalità standby, premere **⏻** sul telecomando o sul televisore.

#### La spia di standby continua a lampeggiare

Scollegare il cavo di alimentazione dalla presa. Attendere 5 minuti prima di ricollegare il cavo di

alimentazione. Se il lampeggiamento si ripete, rivolgersi al centro di assistenza clienti TV Philips.

### Canali

Durante l'installazione non sono stati rilevati canali digitali

Per accertarsi che il televisore supporti DVB-T o DVB-C nel Paese di residenza, vedere le specifiche tecniche.

Accertarsi che tutti i cavi siano adeguatamente collegati e che sia selezionata la rete corretta.

I canali precedentemente sintonizzati non sono visualizzati nell'elenco canali

Controllare che sia stato selezionato l'elenco dei canali corretto.

### Immagine

#### Nessuna immagine/immagine distorta

- Assicurarsi che l'antenna sia correttamente collegata al televisore.
- Assicurarsi di avere selezionato il dispositivo corretto come sorgente di visualizzazione.
- Verificare che il dispositivo esterno o la sorgente siano collegati correttamente.

#### Audio senza immagini

- Verificare di avere selezionato correttamente le impostazioni delle immagini.

#### Ricezione dell'antenna scarsa

- Assicurarsi che l'antenna sia correttamente collegata al televisore.
- Altoparlanti, dispositivi audio non collegati a terra, lampade al neon, edifici alti e altri oggetti di grandi dimensioni possono compromettere la qualità della ricezione. Se possibile, provare a migliorare la qualità della ricezione cambiando l'orientamento dell'antenna o allontanando gli apparecchi dal televisore.
- Se la ricezione su un solo canale è di scarsa qualità, sintonizzarlo meglio mediante la sintonia fine.

#### Scarsa qualità dell'immagine da un dispositivo

- Verificare che il dispositivo sia collegato correttamente.
- Verificare di avere selezionato correttamente le impostazioni delle immagini.

#### Immagine non adatta allo schermo

Utilizzare un formato immagine diverso.

#### Posizione dell'immagine non corretta

I segnali delle immagini di alcuni dispositivi non si adattano correttamente allo schermo. Controllare l'uscita del segnale del dispositivo.

## Immagine del computer non stabile

Verificare che sul computer siano selezionate una risoluzione e una frequenza di aggiornamento supportate.

---

## Suono

### Assenza di audio o audio scarso

Se non viene rilevato alcun segnale audio, il televisore disattiva automaticamente l'uscita audio; ciò non indica un malfunzionamento.

- Controllare di avere selezionato le corrette impostazioni audio.
- Assicurarsi che tutti i cavi siano correttamente collegati.
- Assicurarsi di non avere disattivato l'audio né di avere impostato il volume su zero.
- Assicurarsi che l'uscita audio TV sia collegata all'ingresso audio del sistema Home Theater. L'audio dovrebbe essere emesso dagli altoparlanti HTS.
- Per alcuni dispositivi può essere necessario dover abilitare manualmente l'uscita audio HDMI. Se l'audio HDMI è già abilitato, tuttavia non si sente, provare a cambiare il formato dell'audio digitale del dispositivo in PCM (Pulse Code Modulation). Per le istruzioni, fare riferimento alla documentazione in dotazione con il dispositivo.

---

## Collegamenti

### HDMI

- Il supporto dello standard HDCP (High-bandwidth Digital Content Protection) può ritardare il tempo impiegato dal televisore per visualizzare i contenuti trasmessi da un dispositivo HDMI.
- Se il televisore non riconosce il dispositivo HDMI e non viene visualizzata alcuna immagine, provare a selezionare un altro dispositivo, quindi tornare sul dispositivo desiderato.
- Se vi sono interferenze audio intermittenti, assicurarsi che le impostazioni di uscita nel dispositivo HDMI siano corrette.
- Se si utilizza un adattatore HDMI-DVI o un cavo HDMI-DVI, assicurarsi di aver collegato un cavo audio aggiuntivo ad AUDIO IN (solo mini-jack), se disponibile.

### EasyLink non funziona

- Assicurarsi che i dispositivi HDMI siano compatibili con lo standard HDMI-CEC. Le funzioni EasyLink si possono utilizzare solo con dispositivi compatibili con HDMI-CEC.

### Nessuna icona del volume visualizzata

- Quando si collega un dispositivo audio HDMI-CEC tale comportamento è normale.

### Le foto, i video e i file musicali di un dispositivo USB non vengono visualizzati

- Assicurarsi che il dispositivo di memorizzazione USB sia impostato come conforme alla classe della memoria di massa, come descritto nella documentazione del dispositivo stesso.
- Assicurarsi che il dispositivo di memorizzazione USB sia compatibile con il televisore.
- Assicurarsi che i formati dei file audio e delle immagini siano supportati dal televisore.

### Riproduzione discontinua dei file USB

- Le prestazioni di trasmissione del dispositivo di memorizzazione USB possono limitare la velocità di trasferimento dei dati sul televisore, causando una riproduzione insoddisfacente.

---

## Wi-Fi, Internet e Bluetooth

### Rete Wi-Fi non trovata o distorta

- Eventuali forni a microonde, telefoni DECT o altri dispositivi Wi-Fi 802.11b/g/n/ac nelle vicinanze potrebbero disturbare la rete wireless.
- Verificare che i firewall della rete consentano l'accesso alla connessione wireless del televisore.
- Se la rete wireless non funziona correttamente, provare l'installazione mediante rete cablata.

### Internet non funziona

- Se il collegamento al router è corretto, verificare la connessione ad Internet del router stesso.

### Il PC e il collegamento a Internet sono lenti

- Per informazioni sulla copertura interna, sulla velocità di trasferimento e altri fattori che influiscono sulla qualità del segnale, consultare il manuale d'uso del router wireless.
- Il router deve disporre di una connessione Internet ad alta velocità (banda larga).

### DHCP

- Se la connessione non riesce, verificare l'impostazione DHCP (Dynamic Host Configuration Protocol) del router. DHCP deve essere attivato.

### Perdita della connessione Bluetooth

- Luoghi con elevata attività wireless (ad esempio appartamenti con molti router wireless) possono compromettere la qualità del collegamento wireless.

---

## Rete

### Rete Wi-Fi non trovata o distorta

- Eventuali forni a microonde, telefoni DECT o altri dispositivi Wi-Fi 802.11b/g/n/ac nelle vicinanze potrebbero disturbare la rete wireless.
- Verificare che i firewall della rete consentano l'accesso alla connessione wireless del televisore.
- Se la rete wireless non funziona correttamente, provare l'installazione mediante rete cablata.

### Internet non funziona

- Se il collegamento al router è corretto, verificare la connessione ad Internet del router stesso.

### Il PC e il collegamento a Internet sono lenti

- Per informazioni sulla copertura interna, sulla velocità di trasferimento e altri fattori che influiscono sulla qualità del segnale, consultare il manuale d'uso del router wireless.
- Il router deve disporre di una connessione Internet ad alta velocità (banda larga).

### DHCP

- Se la connessione non riesce, verificare l'impostazione DHCP (Dynamic Host Configuration Protocol) del router. DHCP deve essere attivato.

## Numero di modello e numero di serie del TV

All'utente, verrà chiesto di fornire il numero di modello e di serie del TV. Questi numeri sono riportati sull'etichetta dell'imballo o sulla targhetta sul retro/fondo del TV.

### ⚠ Avviso

Non tentare di riparare da soli il TV. Ciò potrebbe causare gravi lesioni e danni irreparabili al TV o rendere nulla la garanzia.

---

13.2

## Guida online

Per risolvere eventuali problemi relativi ai televisori Philips, consultare l'assistenza online. È possibile selezionare la lingua desiderata e immettere il numero di modello del prodotto.

Visitare il sito Web [www.philips.com/support](http://www.philips.com/support)

Sul sito dell'assistenza è possibile trovare il numero di telefono del servizio di assistenza del proprio Paese, nonché le risposte alle domande più frequenti (FAQ). In alcuni Paesi, è possibile parlare direttamente con uno dei nostri collaboratori o inviare le proprie domande tramite e-mail.

È possibile scaricare il nuovo software o manuale del TV da consultare sul proprio computer.

---

13.3

## Assistenza e riparazione

Per le richieste di assistenza e riparazione, contattare il numero gratuito dell'assistenza clienti del proprio Paese. I nostri tecnici dell'assistenza eseguiranno le necessarie riparazioni.

Il numero di telefono è riportato nella documentazione cartacea in dotazione con il TV. In alternativa, consultare il nostro sito Web [www.philips.com/support](http://www.philips.com/support) e selezionare il proprio Paese, se necessario.

# Sicurezza e protezione

14.1

## Sicurezza

### Importante

Prima di utilizzare il TV, leggere attentamente tutte le istruzioni di sicurezza. La garanzia non è valida in caso di danni causati da un utilizzo del TV non conforme alle istruzioni.

Non modificare questa apparecchiatura senza l'autorizzazione del produttore.

### Rischio di scosse elettriche o di incendio

- Non esporre il TV a pioggia o acqua. Non posizionare oggetti contenenti liquidi, come i vasi, vicino al TV.
- Nel caso di versamento di liquidi sul o nel TV, staccare immediatamente la presa di corrente.
- Per un controllo del TV prima dell'uso, contattare il centro di assistenza clienti TV Philips.
- Non esporre il TV, il telecomando o le batterie a calore eccessivo. Non collocarli vicino a candele accese, fiamme vive o altre fonti di calore, inclusa la luce diretta del sole.
- Non inserire oggetti nelle fessure di ventilazione o in altre aperture del TV.
- Non collocare oggetti pesanti sul cavo di alimentazione.
- Evitare di esercitare eccessiva pressione sulle spine di alimentazione. Le spine di alimentazione non inserite correttamente possono causare archi elettrici o incendi. Il cavo di alimentazione non deve essere teso quando si gira lo schermo TV.
- Per scollegare il TV dall'alimentazione, staccare la spina del TV. Estrarre sempre il cavo di alimentazione afferrando la spina e non il cavo. Assicurarsi che la spina di alimentazione, il cavo e la presa elettrica siano sempre accessibili.

### Rischio di lesioni personali o danni al TV

- Per sollevare e trasportare un TV che pesa più di 25 kg, sono necessarie due persone.
- Se si desidera montare il TV su un supporto, utilizzare solo il supporto fornito. Fissare con cura il supporto al TV.
- Collocare il TV su una superficie piana e liscia in grado di sostenere il peso del TV e del supporto.
- Se il TV viene montato su una parete, assicurarsi che il supporto a parete sia in grado di sostenere il peso. TP Vision non si assume alcun tipo di responsabilità per un montaggio errato o che provochi ferite, lesioni personali o danni.
- Alcune parti di questo prodotto sono di vetro. Maneggiare con cura per evitare ferite o danni.

#### Rischio di danni al TV

Prima di collegare il TV alla presa elettrica, assicurarsi che la tensione corrisponda al valore riportato sul retro del TV. Non collegare mai il TV alla presa elettrica se la tensione è diversa.

### Rischio di lesioni per i bambini

Adottare le seguenti precauzioni per prevenire la caduta del TV e conseguenti lesioni ai bambini:

- Non posizionare il TV su una superficie coperta da un panno o altro materiale che possa essere tirato e rimosso.
- Assicurarsi che non vi siano parti del TV che sporgono dal bordo della superficie di montaggio.
- Se si posiziona il TV su un mobile alto (ad esempio, una libreria), innanzitutto fissare il mobile e il TV alla parete o a un supporto idoneo.
- Informare i bambini sui pericoli legati al fatto di salire sui mobili per raggiungere il TV.

#### Rischio di ingestione delle batterie

Il telecomando può contenere batterie a bottone che possono essere facilmente ingerite dai bambini. Tenere le batterie lontano dalla portata dei bambini.

### Rischio di surriscaldamento

Non installare il TV in uno spazio ristretto. Lasciare uno spazio di almeno 10 cm intorno al TV per consentirne la ventilazione. Assicurarsi che le prese d'aria del TV non siano coperte da tende o altri oggetti.

---

## Temporali

Scollegare il TV dalla presa e dall'antenna quando si avvicina un temporale.

Durante il temporale, non toccare le parti del TV, il cavo di alimentazione o dell'antenna.

---

## Rischio di danni all'udito

Non utilizzare le cuffie a un volume elevato o per intervalli di tempo prolungati.

---

## Basse temperature

Se il TV viene trasportato a temperature inferiori a 5 °C, estrarlo dalla confezione e attendere che raggiunga la temperatura ambiente prima di collegarlo alla presa elettrica.

---

## Umidità

In rare occasioni, a seconda dell'umidità e della temperatura, si può creare una piccola quantità di condensa all'interno della parte anteriore del TV in vetro. Per evitare una situazione di questo tipo, non esporre il TV alla luce diretta del sole, a calore o umidità elevata. L'eventuale condensa scompare spontaneamente dopo alcune ore di funzionamento.

La condensa non provoca alcun danno né causa malfunzionamenti del TV.

---

14.2

## Protezione dello schermo

- Non toccare, spingere, strofinare o colpire lo schermo con oggetti di qualsiasi tipo.
- Prima di pulire lo schermo, scollegare il TV.
- Pulire delicatamente il TV e la struttura con un panno morbido e umido. Non usare sostanze come alcol, prodotti chimici o detergenti sul TV.
- Per evitare deformazioni e scolorimenti, asciugare tempestivamente eventuali gocce d'acqua.
- Evitare di visualizzare immagini fisse per molto tempo, poiché possono creare una persistenza e rimanere visibili anche quando si guarda un'altra immagine. Le immagini fisse includono menu a video, bande nere, visualizzazioni dell'orario e così via. Se è necessario utilizzare immagini fisse, ridurre il contrasto e la luminosità per evitare danni allo schermo.

---

14.3

## Radiation Exposure Statement

Questa apparecchiatura è conforme ai limiti di esposizione alle radiazioni stabiliti dalle norme CE per gli ambienti non controllati. Questa apparecchiatura deve essere installata e utilizzata a una distanza minima di 20 cm tra il radiatore e il corpo.

La frequenza, la modalità e la potenza massima trasmessa nell'UE sono elencate di seguito:

-2400-2483.5MHz: < 20 dBm (EIRP)

-5150-5250MHz: < 23 dBm (EIRP)

-5250-5350MHz: < 23 dBm (EIRP)

-5470-5725MHz: < 27 dBm (EIRP)

-5725-5825MHz: < 13.98 dBm (EIRP)

# Termini di utilizzo

## 15.1

### Termini di utilizzo – Televisore

2019 © TP Vision Europe B.V. Tutti i diritti riservati.

Questo prodotto è stato immesso sul mercato da TP Vision Europe B.V. o da una delle relative società affiliate, denominate d'ora in poi come TP Vision, il produttore del prodotto. TP Vision è il garante del TV cui è allegata la presente documentazione. Philips e il logo Philips sono marchi registrati di Koninklijke Philips N.V.

Le specifiche sono soggette a modifica senza preavviso. I marchi sono di proprietà di Koninklijke Philips N.V o dei rispettivi proprietari. TP Vision si riserva il diritto di modificare i prodotti in qualsiasi momento, senza l'obbligo di adattare di conseguenza le scorte precedenti.

La documentazione scritta allegata al televisore e il manuale disponibile nella memoria del televisore o scaricato dal sito Web

Philips [www.philips.com/support](http://www.philips.com/support) sono da ritenersi adeguati per l'utilizzo previsto del sistema.

Le informazioni contenute nel presente manuale sono da ritenersi adeguate per l'utilizzo consentito del sistema. Se il prodotto, o singoli moduli o procedure, vengono utilizzati per scopi diversi da quelli specificati in questo manuale, è necessario richiedere conferma della validità e adeguatezza delle informazioni qui riportate. TP Vision garantisce che il materiale stesso non viola alcun brevetto statunitense. Non sono previste ulteriori garanzie, espresse o implicite. TP Vision non può essere ritenuta responsabile di eventuali errori nel contenuto del presente documento, né di possibili problemi derivanti da tale contenuto. Gli errori segnalati a Philips verranno corretti e pubblicati sul sito Web di assistenza Philips il prima possibile.

Condizioni della garanzia: rischio di lesioni, danni al televisore o annullamento di garanzia!

Non tentare mai di riparare il televisore da soli.

Utilizzare esclusivamente il TV e gli accessori consigliati dal produttore. Il simbolo di attenzione posto sul retro del TV indica il rischio di scosse elettriche. Non rimuovere mai la copertura del TV. Contattare sempre l'Assistenza Clienti Philips per manutenzione o riparazione. Il numero di telefono è riportato nella documentazione cartacea in dotazione con il TV. In alternativa, consultare il nostro sito Web [www.philips.com/support](http://www.philips.com/support) e selezionare il proprio Paese, se necessario. Eventuali operazioni espressamente vietate in questo manuale e

procedure di regolazione o montaggio non consigliate o autorizzate nel presente manuale invalidano la garanzia.

#### Caratteristiche dei pixel

Questo prodotto LCD/LED è costituito da un numero elevato di pixel a colori. Sebbene sia dotato di una percentuale di pixel attivi al 99,999% (o in quantità superiore), sullo schermo possono comparire costantemente punti neri o più chiari di luce (di colore rosso, verde o blu). Si tratta di una funzione strutturale del display (entro determinati standard comuni di settore) e non di un malfunzionamento.

#### Conformità CE

Con la presente, TP Vision Europe B.V. dichiara che questo televisore è conforme ai requisiti essenziali e ad altre disposizioni correlate delle Direttive 2014/53/UE RED), 2009/125/CE (Eco Design) e 2011/65/CE (RoHS).

#### Conformemente a EMF

TP Vision Europe B.V. produce e commercializza numerosi prodotti per il mercato consumer che, come tutti gli apparecchi elettronici, possono emettere e ricevere segnali elettromagnetici. Uno dei più importanti principi aziendali applicati da TP Vision prevede l'adozione di tutte le misure sanitarie e di sicurezza volte a rendere i propri prodotti conformi a tutte le regolamentazioni e a tutti gli standard EMF (Electro Magnetic Field) applicabili alla data di produzione dell'apparecchio.

In base a tale principio, TP Vision sviluppa, produce e commercializza prodotti che non hanno effetti negativi sulla salute. TP Vision conferma che i propri prodotti, se utilizzati nelle modalità previste, sono da ritenersi sicuri in base ai dati scientifici attualmente disponibili. TP Vision collabora attivamente all'elaborazione degli standard internazionali EMF e di sicurezza ed è in grado di anticipare evoluzioni future degli stessi e di implementarle nei propri prodotti.

# Copyright

## MHL

### MHL

MHL, Mobile High-Definition Link e il logo MHL sono marchi o marchi registrati di MHL, LLC.



## HDMI

### HDMI

I termini HDMI e HDMI High-Definition Multimedia Interface e il logo HDMI sono marchi o marchi registrati di HDMI Licensing LLC negli Stati Uniti e in altri Paesi.



## Dolby Audio

Dolby, Dolby Audio e il simbolo con la doppia D sono marchi di Dolby Laboratories. Realizzato su licenza di Dolby Laboratories. Opere inedite riservate.

Copyright © 1992-2015 Dolby Laboratories. Tutti i diritti riservati.



## DTS-HD Premium Sound™

### DTS-HD Premium Sound™

Per i brevetti DTS, visitare il sito <http://patents.dts.com>. Realizzato su licenza di DTS Licensing Limited. DTS, il simbolo e DTS e il simbolo insieme sono marchi registrati e DTS Premium Sound è un marchio registrato di DTS, Inc. © DTS, Inc. Tutti i diritti riservati.



## Wi-Fi Alliance

### Wi-Fi

Wi-Fi®, il logo Wi-Fi CERTIFIED e il logo Wi-Fi sono marchi registrati di Wi-Fi Alliance.



## Kensington

### Kensington

(se applicabile)

Kensington e MicroSaver sono marchi registrati di ACCO World Corporation, la cui registrazione è stata accettata negli Stati Uniti e richiesta in altri Paesi del mondo.



## Altri marchi

Tutti gli altri marchi registrati e non registrati sono di proprietà dei rispettivi detentori.



# Declinazione di responsabilità in relazione a servizi e/o software offerti da terzi

I servizi e/o software offerti da terzi possono essere modificati, sospesi o terminati senza preavviso. TP Vision non si assume alcuna responsabilità in tali casi.

# Indice

---

## A

Accensione 8  
Accesso universale 32  
Assistenza clienti 131  
Assistenza online 131  
Assistenza, online 131

## B

Blocco contenuti 32

## C

CAM, Conditional Access Module 15  
Canale 35  
Canale, Installazione 37  
Canale, Installazione via antenna 37  
Canale, opzioni 36  
Canale, passaggio a altro canale 35  
Canale, Reinstallazione 37  
Cavo di alimentazione 5  
Certificazione di ecocompatibilità europea 9  
Chiave elettronica 32  
CI+ 15  
Colore, Gamma di colori 30  
Computer, collegamento 17  
Console di gioco, collegamento 17  
Consumo energetico, controllo 31  
Contatta Philips 131  
Contrasto, Contrasto dinamico 30  
Contrasto, modalità di contrasto 30

## D

Distanza ottimale 4

## E

Elenco canali 35  
Elenco canali, apertura 35  
Elenco canali, informazioni 35

## F

File multimediali, da un'unità USB 19  
Foto, video e musica 19

## G

Guida connettività 13

## H

HDMI MHL 14  
Home 24

## I

Immagine, formato immagine 31  
Impostazioni Android 35  
Impostazioni Eco 31  
Installazione di rete 33  
Ipodenti 32  
Ipovedenti 32  
Istruzioni di sicurezza 132

## L

Lettore dischi Blu-ray, collegamento 16  
Lingua audio 36  
Lingua audio, principale 36  
Lingua audio, secondaria 36  
Lingua sottotitoli 36

Lingua sottotitoli, principale 36  
Lingua sottotitoli, secondaria 36

## M

Memoria Internet, cancellazione 34

## N

Nitidezza, Riduzione artefatti MPEG 30  
Nome rete TV 34

## O

Opzioni su un canale 36

## P

Posizione TV 4  
Problemi, canali 129  
Problemi, collegamento HDMI 130  
Problemi, collegamento USB 130  
Problemi, connessione, Internet 131  
Problemi, connessione, Wi-Fi 131  
Problemi, immagine 129  
Problemi, suono 130  
Problemi, telecomando 129  
Protezione dello schermo 133

## R

Rete cablata 34  
Rete wireless 33  
Rete, connessione 33  
Rete, impostazioni 34  
Rete, WPS con codice PIN 33  
Riduzione artefatti MPEG 30  
Riparazione 131  
Risoluzione dei problemi 129

## S

Scheda prodotto 9  
Slot per interfaccia standard CI 15  
Smaltimento dei materiali 9  
Smaltimento del televisore o delle batterie 9  
Smart Card, CAM 15  
Software open source 41  
Software, Aggiornamento 39  
Sottotitolo 36  
Standby 8  
Stazioni radio 35  
Stile immagine 29  
Suono, stili 31  
Supporti 19

## T

Termini di utilizzo 134

## V

Visione dei programmi TV 35

## W

Wi-Fi 33



## Contact information

**Albania/Shqipërisë**  
+355 44806061

**Andorra**  
+34 915 909 335

**Armenia**  
0-800-01-004

**Austria/Österreich**  
0150 2842133

**Belarus/Беларусь**  
8 10 800 2000 00 04

**Belgium/België/Belgique**  
02 7007360

**Bulgaria/България**  
0 0800 1154426  
+359 2 4916273

**Croatia/Hrvatska**  
0800 222 782

**Czech Republic/Česká republika**  
800 142100

**Denmark/Danmark**  
352 587 61

**Estonia/Eesti Vabariik**  
800 0044 307

**Finland/Suomi**  
09 229 019 08

**France**  
01 57324070

**Georgia/ საქართველო**  
800 00 00 80

**Germany**  
0696 640 4383

**Greece/Ελλάδα**  
0 0800 4414 4670

**Greece Cyprus**  
800 92 256

**Hungary/Magyarország**  
068 001 85 44  
(06 1) 700 8151

**Republic of Ireland/Poblacht na hÉireann**  
1 601 1161

**Northern Ireland/Tuaisceart Éireann**  
1 601 1161

**Italy/Italia**  
02 4528 7030

**Kazakhstan/Қазақстан**  
8 10 800 2000 0004

**Kosovo/Kosovës**  
+355 44806061

**Latvia/Latvija**  
800 03 448

**Lithuania/Lietuva**  
880 030 049

**Luxembourg/Luxemburg**  
26 84 3000

**Montenegro**  
+ 382 20 240 644

**Netherlands/Nederlands**  
010 4289533

**Norway/Norge**  
22 70 82 50

**Poland/Polska**  
022 203 0327

**Portugal**  
0800 780 902

**Romania/România**  
03 727 66905  
031 6300042

**Russia/Россия**  
8 (800) 220 0004

**Serbia/Srbija**  
+ 381 11 40 30 100

**Slovakia/Slovensko**  
0800 0045 51

**Slovenia**  
0800 80 255

**Spain/España**  
915 909 335

**Sweden/Sverige**  
08 6320 016

**Switzerland/Schweiz/Suisse**  
223 102 116

**Turkey/Türkiye**  
0 850 222 44 66

**Ukraine/Україна**  
0 800 500 480

**United Kingdom**  
020 7949 0069

This information is correct at the time of print. For updated information, see [www.philips.com/support](http://www.philips.com/support).



Specifications are subject to change without notice.  
Trademarks are the property of Koninklijke Philips N.V. or their respective owners.  
2019 © TP Vision Europe B.V. All rights reserved.  
[www.philips.com](http://www.philips.com)

