

Only 90 Days Remain:

Preparing for your next Audi experience



Audi S5

Audi
Financial Services



It's Time to Prepare...

Thank you for leasing with Audi Financial Services. We look forward to helping you make a smooth transition as you near the end of your lease.

The following pages will help you explore your lease-end options:

1. Turn in your current Audi vehicle at your local Audi Dealer.
2. Lease or purchase a new or Certified Pre-Owned Audi model.
3. Purchase and keep your current Audi vehicle.

If you've enjoyed Audi's best-in-class performance, we'd like to help you continue the experience. As a token of our appreciation, we'll waive your turn-in/disposition fee and security deposit* on your next Audi lease or if you decide to purchase your next Audi model, we'll waive your turn-in/disposition fee.**

*Unless required as condition for credit or leasing certain vehicles.

**Your turn-in/disposition fee is waived if within 90 days of returning your Audi model you lease or purchase a new or Certified Pre-Owned Audi through Audi Financial Services.



Audi S4

What's Inside

▶ Your Lease-End Options	3
▶ Review Your Vehicle for Wear and Use	4
▶ Schedule Your Vehicle Inspection	8
▶ Turn In Your Vehicle	9
▶ Frequently Asked Questions	10
▶ Your Wear and Use Guide	11

Your Lease-End Options

Option 1: Turn In Your Vehicle

As you explore your next Audi model, the following steps will complete your current lease:

1. Review your vehicle's condition.
2. Schedule your inspection.
3. Turn in your vehicle to your Audi Dealer.
4. Go to AudiUSA.com to build your next model and schedule a test drive with your Audi Dealer.

See next pages for more details.

Option 2: Purchase Your Audi Vehicle

Not ready to part ways? That's understandable. Here's how to purchase your current vehicle:

1. Contact your Audi Dealer or call us to receive a payoff quote and instructions for purchase.
2. Consider our financing* and Audi Pure Protection** extended coverage options.
3. Follow provided instructions to complete your purchase.


*Available in certain states and based on credit approval.

**Not available in AK, MD, ME.



Audi A7

Review Your Vehicle for Wear and Use

Some vehicle wear and use is expected. The following pages outline common damage items and what we consider “normal” versus “excess” wear and use. Make sure to use our “Wear and Use Guide” where you see  beside any picture. This guide is located in the back of this booklet and will assist you in conducting your own vehicle self-inspection.


For questions about items not covered here, log in to AudiFS.com/myaccount or call us at (866) 277-8191. You may also contact your Dealer to assist you in reviewing your vehicle for wear and use.



Audi A4




Helpful Tools/Resources

- ▶ Wear and Use Guide 
- ▶ AudiFS.com/myaccount
- ▶ Your Audi Dealer


Exterior

Normal Wear and Use





-  ▶ Chips, scratches, and dents smaller than 2 inches on bumper or panel


- ▶ Fewer than three “dings” per panel

-  ▶ Dents smaller than 2 inches on bumper or panel

- ▶ Single windshield chip without spidering

Excess Wear and Use



-  ▶ Scratches, dents, gouges, and chips larger than 2 inches on bumper or panel

- ▶ More than three “dings” per panel (a ding is the size of a quarter or smaller, without broken paint)

- ▶ Improperly completed body repairs (i.e., mismatched paint, sanding marks and incomplete dent removals)

- ▶ Multiple dents, scratches, or chips per body panel

- ▶ Chipped, cracked, or heavily pitted glass, or improperly tinted windows

Review Your Vehicle for Wear and Use

Interior

Normal Wear and Use



- ▶ Minor staining and carpet wear
- ▶ All original equipment present including the owner's manual, all sets of keys, airbags, CD player, navigation CDs, and the convertible top cover (if applicable)


Excess Wear and Use



- ▶ Upholstery holes, tears, burns
- ▶ Excessive staining of the upholstery, carpet, or interior panels
- ▶ Damage to convertible top

Mechanical

Normal Wear and Use



- ▶ All equipment, options, and accessories are intact and working


Excess Wear and Use



- ▶ Service indicator lights are on indicating maintenance or repair is needed (i.e., check engine light, airbag light, etc.)

Tires and Wheels

Normal Wear and Use



- ▶ All four tires and the spare have more than 1/8 inch of tread at the shallowest point
- ▶ Tires are same size and quality as the original equipment
- ▶ Minor steel or alloy wheel scuffs

- ▶ Multiple, mixed tires are acceptable for Audi vehicles not equipped with quattro® all-wheel drive as long as they are the same size and quality as original equipment
- ▶ Audi vehicles equipped with quattro® all-wheel drive must have matching brand, size, and rating on all tires

Excess Wear and Use



- ▶ One or more tires, including the spare, have less than 1/8 inch of tread at the shallowest point
- ▶ Heavily gouged steel or alloy wheels
- ▶ Retreads, snow tires, gouged tires, or tires with cut or plugged sidewalls
- ▶ Unrepairable steel wheels or alloy wheels that are broken, missing, or bent

Schedule Your Vehicle Inspection

You can schedule an inspection appointment by logging in to AudiFS.com/myaccount or by calling the inspection company, SGS, at (855) 237-1504. Appointments are available Monday – Friday between 8 a.m. and 5 p.m. and can be scheduled at your home or work, as long as someone 18 years or older is present.

During the inspection, an SGS agent will evaluate your vehicle for any excess wear and use. Upon completion, you will receive an inspection condition report, which itemizes any excess wear. To view a sample of this report, log in to AudiFS.com/myaccount. Any excess wear will be billed on your Turn-In Settlement Invoice (unless you choose to repair the items prior to turn-in).

If you have any excess wear charges, we highly recommend that you discuss the results with your Audi Dealer and insurance agent. Your Dealer may have helpful suggestions for minimizing out-of-pocket expenses. Make sure to ask your Dealer if any of the repairs needed are covered under warranty. If repairs are completed, please email the receipt along with proof of payment to RepairReceipt@AudiFS.com or fax to (800) 824-8284 before returning the vehicle—this will allow time to adjust your Turn-In Settlement Invoice.



Inspection Checklist

- ▶ Clean your vehicle inside and out.
- ▶ Make sure all items are present:
 - ▶ All keys
 - ▶ Owner and service manuals
 - ▶ Headrests
 - ▶ Navigation discs (if applicable)
 - ▶ Cargo covers (if applicable)

To Schedule Your Inspection...

Log in to AudiFS.com/myaccount or call SGS at (855) 237-1504.

Please note: Based on Wisconsin and New Hampshire's specific regulations relating to vehicle leases, you are required to schedule your appointment within 15 days from the maturity date of the lease.

Turn In Your Vehicle

Once your inspection and desired repairs are completed, turn in your vehicle and prepare for your next Audi experience. Here's how:

1. Contact your original Dealer to set up a turn-in appointment.
2. After you've returned your vehicle at the Dealership, just let us know online by logging in to AudiFS.com/myaccount to complete our vehicle return form or by calling (866) 277-8191. You'll receive a final Turn-In Settlement Invoice from us within four weeks.

Please note: If your vehicle is titled in Kansas, Oklahoma or Maryland you will need to mail your title to Audi Financial Services at 3800 Hamlin Road, Auburn Hills, MI 48326 prior to turn-in.



Audi Financial Services Loyalty Offer

Since you are a returning Audi Financial Services lessee, we'll waive your turn-in/disposition fee and security deposit* on your next Audi lease — or if you decide to purchase your next Audi model, we'll waive your turn-in/disposition fee.**

*Unless required as condition for credit or leasing certain vehicles.

**Your turn-in/disposition fee is waived if within 90 days of returning your Audi model you lease or purchase a new or Certified Pre-Owned Audi through Audi Financial Services.

Explore the Audi Model of Your Future

Performance, design, safety, and luxury are at the top of your requirements list and ours too. You'll be pleased to know that Audi has continued to evolve in each of these areas. There's never been a better time to explore the Audi model of your future. Consider this the perfect impetus to experience and obtain another Audi model that reflects your unique style.

Visit AudiUSA.com to discover the latest special offers, build your next vehicle, and schedule a test drive with your Audi Dealer.

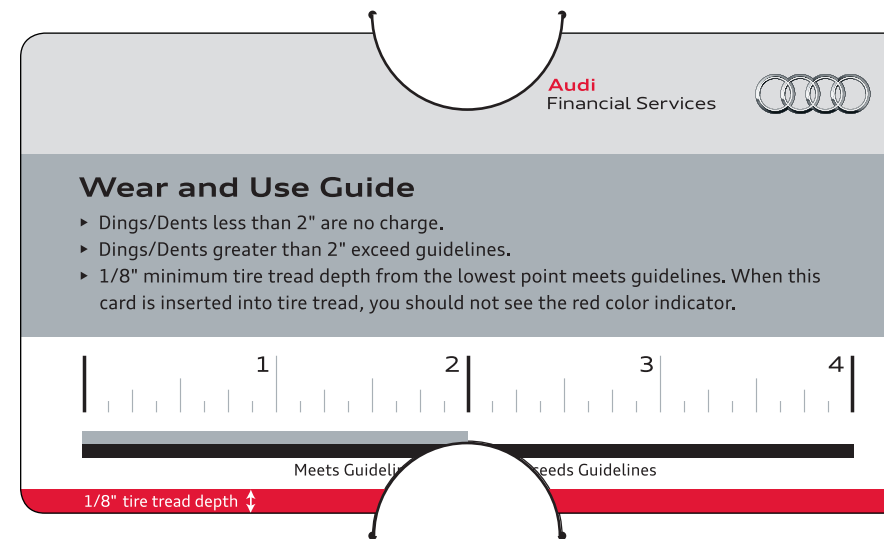
Frequently Asked Questions

1. Can I return my vehicle to a non-Audi dealer?
 - ▶ No. Your vehicle must be returned to an authorized Audi Dealer. Contact your Audi Dealer to schedule a turn-in appointment.
2. Can I turn in my vehicle early without additional fees or penalties?
 - ▶ You may turn in your vehicle up to 90 days before your maturity date without any early termination fees or penalties. However, you are still responsible for the remaining payments, taxes, excess mileage, damages and a turn-in/disposition fee.*
3. What charges can I expect on my final Turn-In Settlement Invoice?
 - ▶ You are responsible for:
 - ▶ Excess wear and use.
 - ▶ Any remaining payments.
 - ▶ Any charges specified in your lease agreement that haven't been paid.
 - ▶ Excess mileage charges.
 - ▶ Any state fees.
 - ▶ Turn-in/disposition fee.*
4. Do I have to do anything with my license plates after I turn in my vehicle?
 - ▶ Yes, in some states. If you reside in CT, MA, NC, RI, or VA, your state requires you to provide proof of cancellation or transfer to stop the assessment of property taxes on the vehicle. FL and KY residents are also required to return or cancel their plates.
5. How do I stop ACH payments after I turn in my vehicle?
 - ▶ If you decide to return your vehicle while monthly payments still remain, please ensure that you stop automatic bill payment with us or your bank, if applicable. To stop the Audi Financial Services automatic bill payment, simply log in to AudiFS.com/myaccount or call us at (866) 277-8191 to discontinue this service. Please note: if your request is received within five days of your scheduled withdrawal date, a payment may still be deducted from your account.

*Your turn-in/disposition fee is waived if within 90 days of returning your Audi model you lease or purchase a new or Certified Pre-Owned Audi through Audi Financial Services.

How to Contact Us

- ▶ For questions, call (866) 277-8191, Monday – Friday from 9 a.m. to 8 p.m., ET.
- ▶ To schedule an inspection, log in to AudiFS.com/myaccount or contact SGS directly at (855) 237-1504.
- ▶ Please email your repair receipts to RepairReceipt@AudiFS.com or fax to (800) 824-8284 before returning the vehicle.



Your Wear and Use Guide

Simply remove this card and hold it against any dings or dents on your vehicle. It can also be inserted in your tire tread. The guidelines on the card will help you decide whether you should repair your Audi vehicle before you turn over the keys.



©2015 Audi Financial Services

“Audi,” “quattro,” “S5,” “A4,” “A5,” “A7,” “Q3,” “Audi Financial Services”
and the four rings logo are registered trademarks of AUDI AG.

AFS15E0TLSEBRO