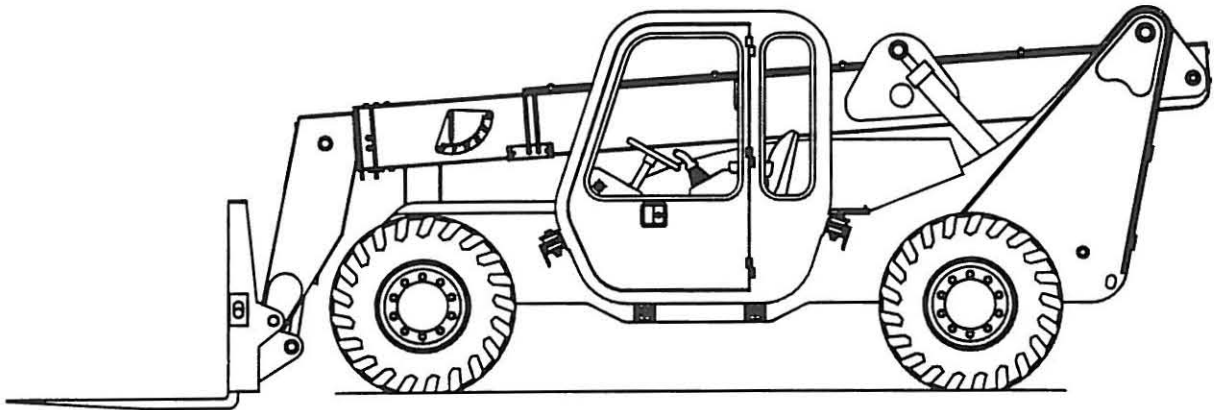


PARTS BOOK TH528



DATE: 2-28-00

CUMMINS B3.9-C-80 ENGINE
CLARK T12000 SERIES TRANSMISSION
SPICER PS-6052 AXLES
7-316 HYDRAULIC CYLINDERS
DAVID BROWN 4-WAY CONTROLLER

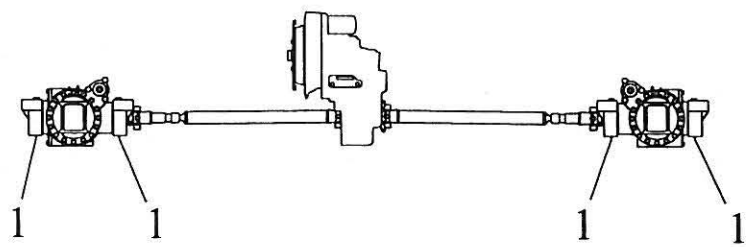
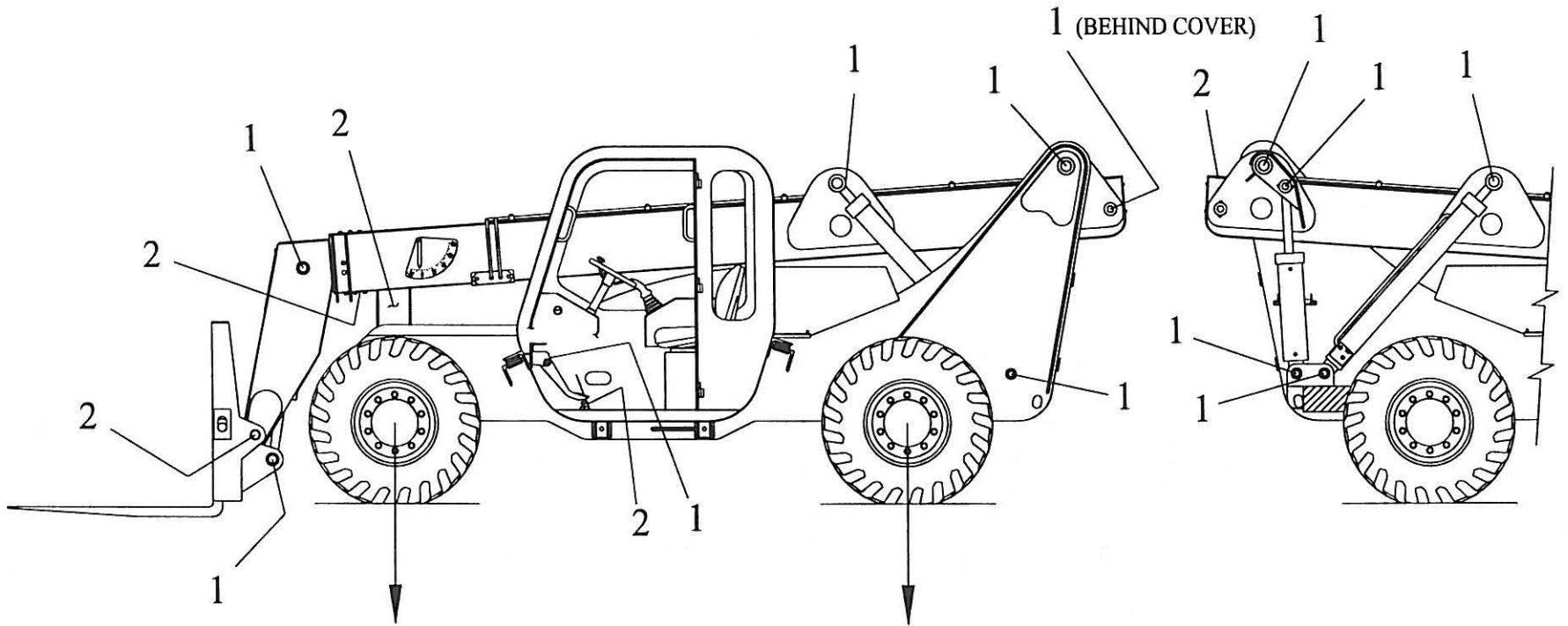
Serial Number: _____

TEREX HANDLERS
455 N. Superior Ave., Baraga, MI 49908-0248
PH: (906) 353-6675; FAX: (906) 353-7543
INTERNET: <http://www.sqshooter.com>

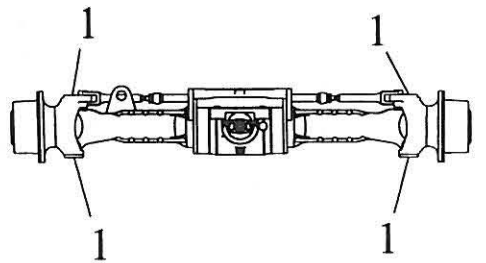
INDEX / STANDARD EQUIPMENT

TH528

PAGE	DESCRIPTION	DRAWING
1	LUBE CHART / TH528	P4-1890
2	SEAL KITS / TH528	P1-1220
3	FILTER GUIDE	P1-1264
4	DECALS	P1-1205
5	GENERAL ASSEMBLY	P4-1835
6	OPERATOR'S COMPARTMENT ASSEMBLY	P4-1948
7	POWER TRAIN ASSY / CUMMINS B3.9-C-80	P4-1837
8	ENGINE & PUMP ASSY / B3.9-C-80	P4-1838
9	BOOM ASSEMBLY	P4-1839
10	FOOT BRAKE ASSEMBLY	P4-1840
11	ACCELERATOR ASSY / CUMMINS B3.9-C-80	P4-1841
12	ACCELERATOR ASSEMBLY / PEDAL END	P4-1842
13	ENGINE ENCLOSURE ASSEMBLY	P4-1843
14	EXHAUST ASSEMBLY / CUMMINS B3.9-C-80	P4-1844
15	AIR CLEANER ASSEMBLY	P4-1845
16	TIRE & WHEEL ASSEMBLY	P3-1403
17	ELECTRIC SCHEMATIC	P4-2021
18	WIRING DIAGRAM	P4-1846
19	INSTRUMENT PANEL ASSEMBLY	P4-1847
20	HYDRAULIC SCHEMATIC	P4-1848
21	CIRCUIT / PUMP / OIL RESERVOIR	P4-1849
22	CIRCUIT / LIFT	P4-1850
23	CIRCUIT / BOOM	P4-1851
24	CIRCUIT / 4-WAY CONTROLLER	P4-1852
25	CIRCUIT / PARKING BRAKE	P4-1864
26	CIRCUIT / STEERING	P4-1853
27	CIRCUIT / SWAY	P4-1854
28	CIRCUIT / BRAKE	P4-1856
29	CIRCUIT / TILT-SLAVE	P4-1865
30	CIRCUIT / OIL COOLER	P4-1857
31	CIRCUIT / FUEL / CUMMINS B3.9-C-80	P4-1858
32	STARTER RELAY / SENDER ASSY / B3.9-C	P4-1860
33	BATTERY BOX ASSEMBLY	P4-1855
34	LIFT CYLINDER	P4-2026
35	TILT CYLINDER	P4-2023
36	BOOM CYLINDER	P4-2022
37	SWAY CYLINDER	P4-2025
38	SLAVE CYLINDER	P4-2024
39	DRIVESHAFT ASSEMBLY / 5C / FRT. & REAR	P1-1222
40	ELECTRIC 4-WAY VALVE / 7-244-31	P3-1178
41	ORBITRAL ASSEMBLY	P1-1290
42	SELECTOR VALVE / STEERING	P4-2009
43	RETURN FILTER ASSEMBLY / 7-256-23	P1-1060
44	BRAKE VALVE ASSEMBLY	P1-1069
45	HYDRAULIC GEAR PUMP ASSEMBLY	P4-2027
46	HYDRAULIC PISTON PUMP ASSEMBLY	P4-2028
47	CONTROL BLOCK ASSEMBLY / 7-234-90	P4-2137
48	4-WAY CONTROLLER ASSEMBLY / 7-358-03	P1-1280



EXPLODED VIEW OF
POWER TRAIN ASSEMBLY



EXPLODED VIEW OF
FRONT AND REAR
AXLE ASSEMBLIES

MANUFACTURER

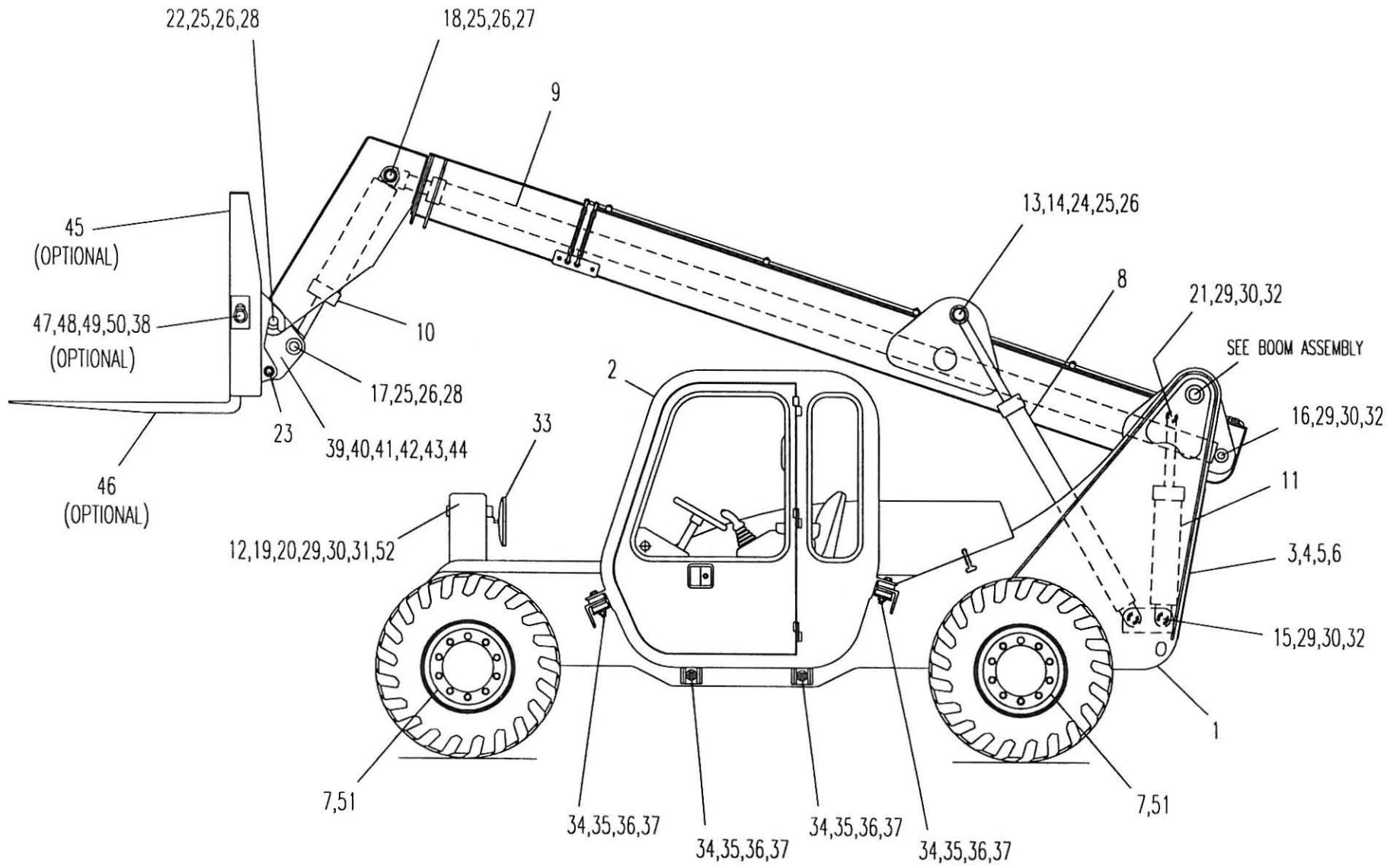
PART NUMBER	NUMBER	DESCRIPTION	SEAL KIT
PPDB-LNN	7-234-13	CARTRIDGE / REDUCING RELIEVING	7-234-29
PBFB-FAN	7-234-15	CARTRIDGE / REDUCING	7-234-30
CXDA-XCN	7-234-80	CARTRIDGE / CHECK	7-234-31
CKCD-XCN	7-234-18	CARTRIDGE / PILOT CHECK	7-234-29
CAEA-LHN	7-234-53	CARTRIDGE / COUNTERBALANCE	7-234-30
CKED-XCN	7-234-55	CARTRIDGE / PILOT CHECK	7-234-30
12C51SM	7-244-42	CARTRIDGE / ELECTRIC / CONTROLLER	7-244-41
RV10-22A-O-N-25	7-356-11	CARTRIDGE / RELIEF VALVE / GEAR PUMP	7-356-12
	7-316-194	CYLINDER / SWAY	7-900-76
	7-316-195	CYLINDER / LIFT	7-900-72
	7-316-192	CYLINDER / TILT	7-900-74
	7-316-191	CYLINDER / BOOM	7-900-73
	7-316-193	CYLINDER / SLAVE	7-900-75
	7-379-01	CYLINDER / FORK FRAME ROTATE	7-900-86
	7-198-39	BRAKE ACTUATOR	7-198-40
	7-256-71	ORBITRAL / STEERING	7-256-35

SS-644C FILTER GUIDE

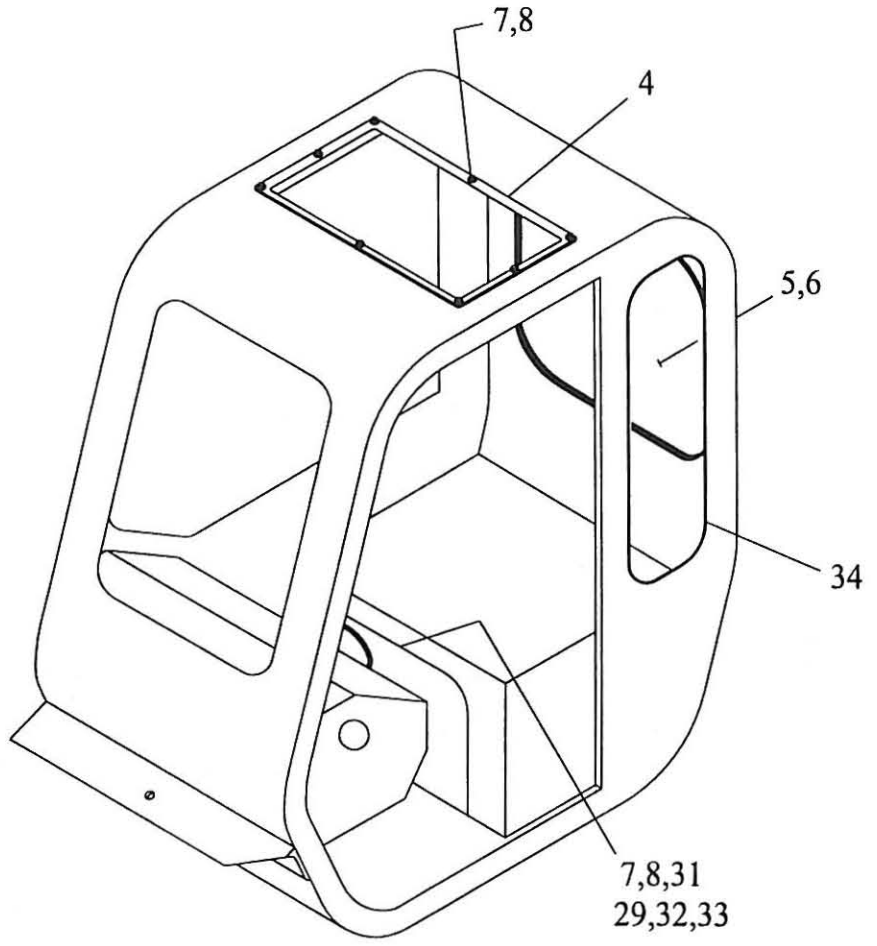
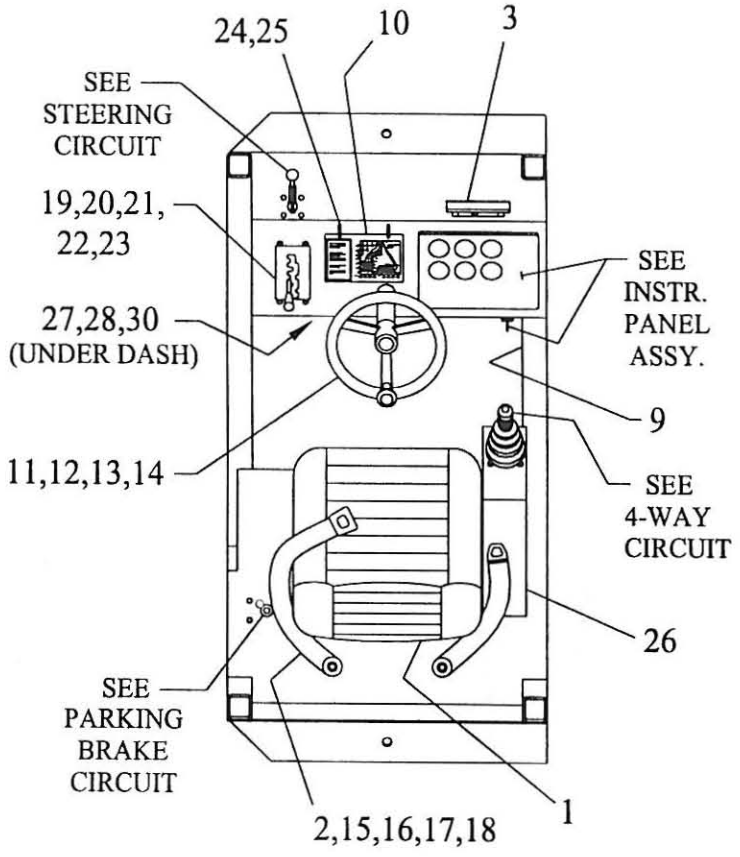
<u>DESCRIPTION</u>	<u>PART NO.</u>	<u>APPLICATION</u>
1. HYDRAULIC RETURN FILTER ELEMENT	7-256-05TH528
2. ENGINE OIL FILTER / CUMMINS	7-343-08TH528
3. ENGINE FUEL FILTER	7-343-09TH528
4. ENGINE FUEL / WATER SEPARATOR	7-343-10TH528
5. AIR CLEANER ELEMENT	7-135-07TH528
6. TRANSMISSION OIL FILTER	7-126-349TH528
7. FUEL STRAINER / HYDRAULIC RESERVOIR	7-272-05TH528 w/ 7-264-01 FILLER CAP
8. HYDRAULIC RESERVOIR FILLER-BREATHING	7-272-09TH528 w/ FILLER-BREATHING

ITEM	NUMBER	DESCRIPTION	REQD
1	4-1392-6	DECAL / TH528	2
2	4-1401-1	DECAL / STEERING SELECTOR (*)	REF
3	4-1401-2	DECAL / DIESEL FUEL (*)	REF
4	4-1401-3	DECAL / HYDRAULIC OIL LEVEL (*)	REF
5	4-1401-6	DECAL / TRANSMISSION CONTROLS (*)	REF
6	4-1401-8	DECAL / TRANSMISSION OIL (*)	REF
7	4-1401-9	DECAL / FUSE HOLDER (*)	REF
8	4-1880-1	DECAL / BOOM ANGLE / WHITE LETTER	1
9	4-1880-3	DECAL / 4 - WAY CONTROLLER	1
10	4-1880-11	DECAL / A / WHITE LETTER	1
11	4-1880-12	DECAL / B / WHITE LETTER	1
12	4-1880-13	DECAL / C / WHITE LETTER	1
13	4-1880-14	DECAL / D / WHITE LETTER	1
14	4-1105-16	DECAL / MADE IN USA	4
15	3-1218	DECAL / WARNING	1
16	3-1257-1	DECAL / HYDRAULIC OIL ONLY	1
17	4-1579-1	DECAL / PARKING BRAKE	1
18	4-1579-2	DECAL / ELECTRIC HAZARD	1
19	4-1579-3	DECAL / SWAY CONTROL	1
20	4-1579-4	DECAL / NOT A MAN - LIFT	1
21	4-1579-5	DECAL / BEFORE OPERATING	1
22	4-1579-6	DECAL / BATTERY COMPARTMENT	1
23	4-1579-7	DECAL / COOLING SYSTEM	1
24	4-1579-8	DECAL / HOT EXHAUST	2
25	4-1579-9	DECAL / PINCH POINT AREA	9
26	4-1579-10	DECAL / MACHINE STABILITY	4
27	4-1579-11	DECAL / USE THE SEAT BELT	1
28	4-1579-12	DECAL / NO RIDERS	1
29	4-1579-13	DECAL / HYDRAULIC SYSTEM	1
30	7-349-01	DECAL / TEREX CROWN / SMALL	1
31	7-349-02	DECAL / TEREX CROWN / MEDIUM	2
32	7-349-03	DECAL / TEREX CROWN / LARGE	1
33	2-1208	DECAL / BRAKE OFF	1
34	4-1401	FULL DECAL SHT. / ITEMS MARKED (*)	REF
35	7-900-91	DECAL KIT (ITEMS 1 THRU 33)	REF

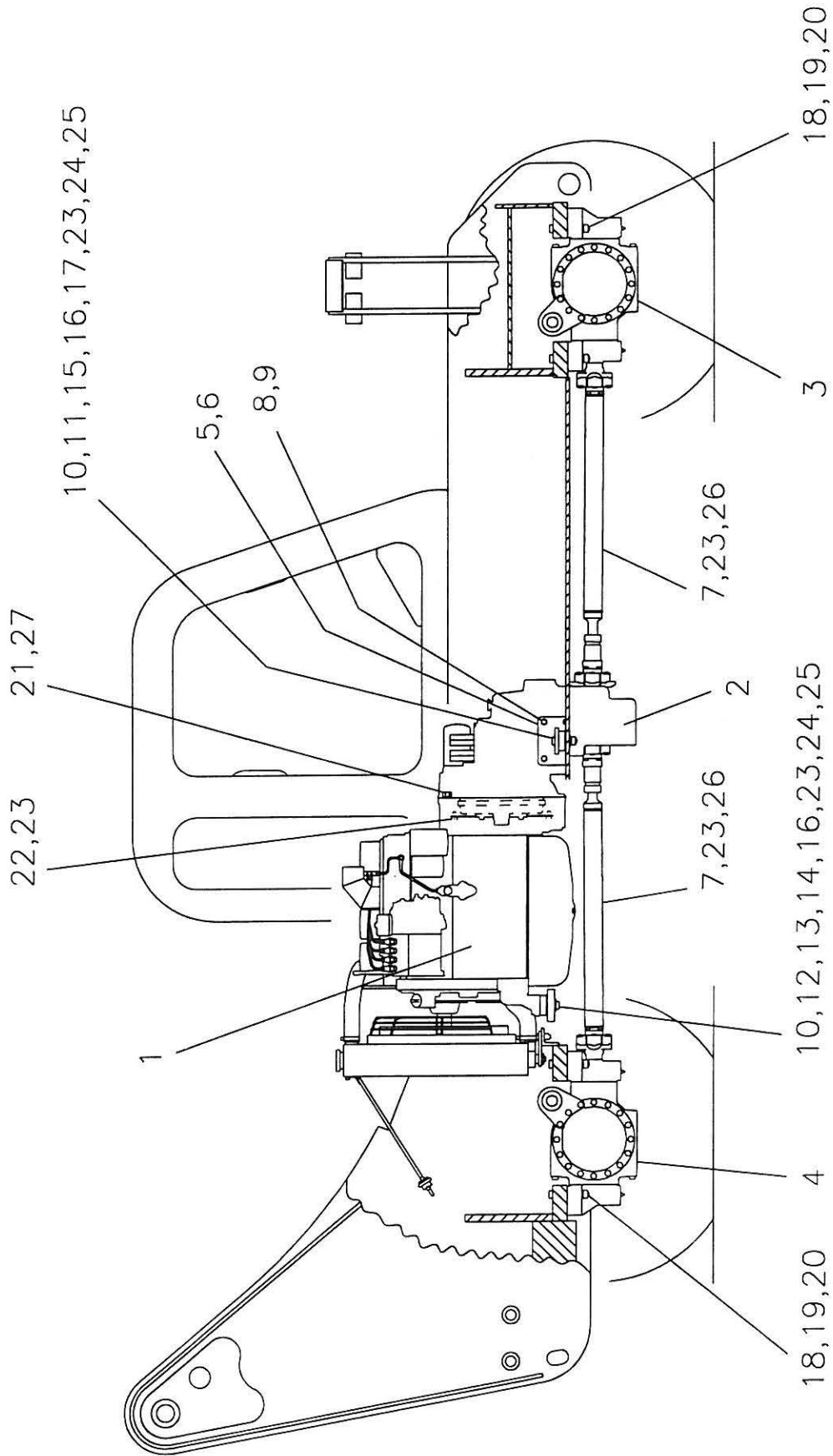
(*) DECALS NOT SOLD SEPARATELY



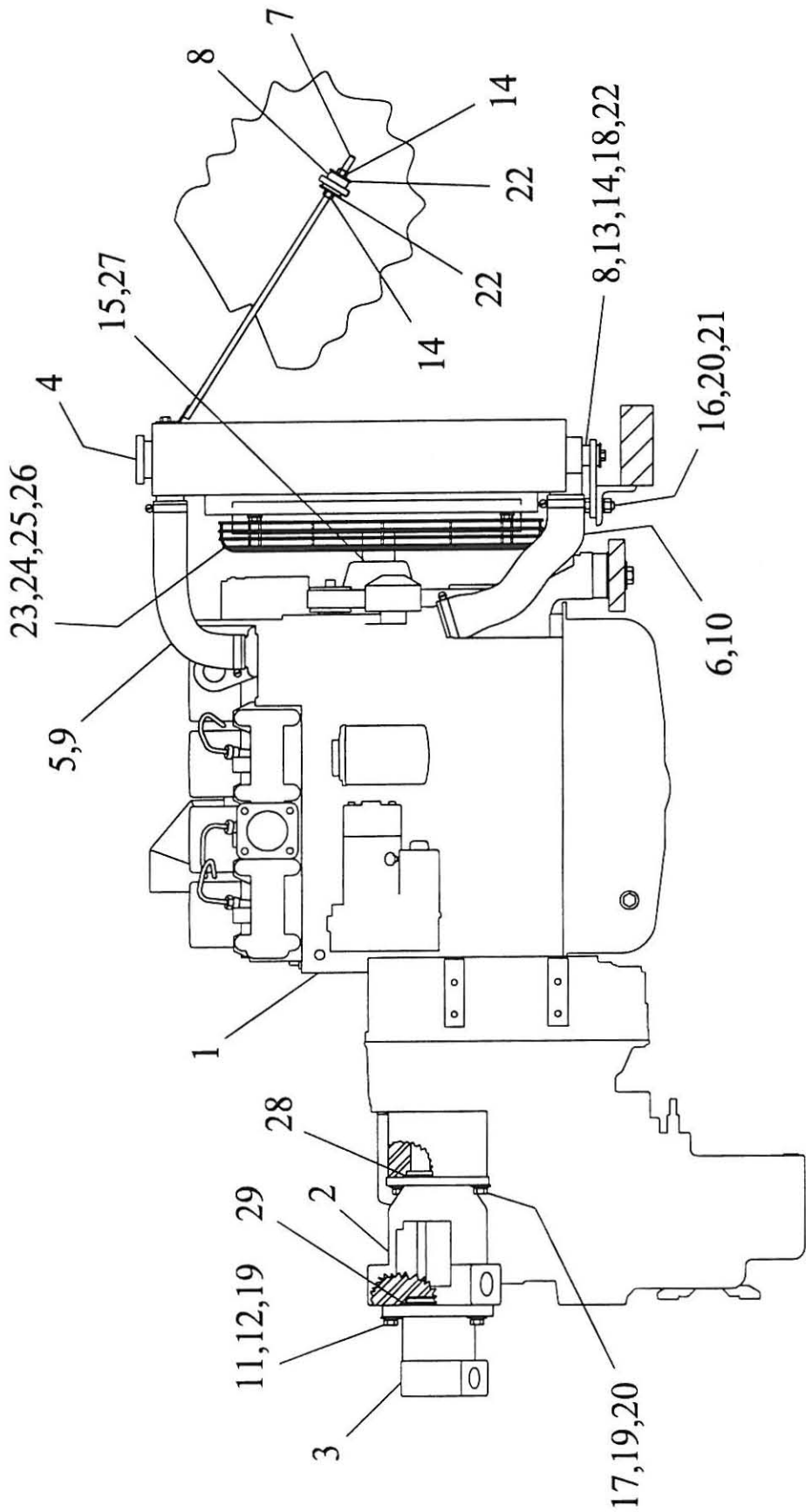
ITEM	NUMBER	DESCRIPTION	REQD
1	4-1815	MAIN FRAME WELDMENT	1
2	4-1917	CAB WELDMENT	1
3	4-1829	REAR PANEL	1
4	6-5206-06	CAPSCREW 3/8 NC x 3/4 LG.	2
5	6-6211-06	LOCKWASHER 3/8	2
6	6-6212-06	FLATWASHER 3/8	2
7	7-335-03	TIRE & WHEEL ASSEMBLY / RH	2
8	7-316-195	CYLINDER / LIFT	2
9	7-316-191	CYLINDER / BOOM	1
10	7-316-192	CYLINDER / TILT	1
11	7-316-193	CYLINDER / SLAVE	1
12	7-316-194	CYLINDER / SWAY	1
13	3-1363	PIN / HEAD LIFT CYLINDER	1
14	6-2420-10	COLLAR / HEAD LIFT CYLINDER	2
15	6-3312-87	PIN / BASE LIFT & SLAVE CYLINDER	3
16	6-3012-03	PIN / BASE BOOM CYLINDER	1
17	6-3016-02	PIN / HEAD TILT CYLINDER	1
18	6-3316-108	PIN / BASE TILT & HEAD BOOM CYL.	1
19	3-1362	PIN / HEAD SWAY CYLINDER	1
20	6-3312-81	PIN / BASE SWAY CYLINDER	1
21	2-1195	PIN / HEAD SLAVE CYLINDER	1
22	3-1361	PIN / QUICK ATTACH MOUNTING FRAME	1
23	3-1335	LOCK PIN / QUICK ATTACH	1
24	6-5208-36	CAPSCREW 1/2 NC x 4 1/2 LG.	2
25	6-6201-08	HEX NUT 1/2 NC	5
26	6-6211-08	LOCKWASHER 1/2	5
27	6-5208-30	CAPSCREW 1/2 NC x 3 3/4 LG.	1
28	6-5208-34	CAPSCREW 1/2 NC x 4 1/4 LG.	2
29	6-6201-06	HEX NUT 3/8 NC	6
30	6-6211-06	LOCKWASHER 3/8	6
31	6-5206-24	CAPSCREW 3/8 NC x 3 LG.	4
32	6-5206-28	CAPSCREW 3/8 NC x 3 1/2 LG.	2
33	7-333-01	MIRROR / CONVEX	1
34	6-5214-40	CAPSCREW 7/8 NC x 5 LG.	4
35	6-6205-14	SELF LOCKING NUT 7/8 NC	4
36	7-190-06	WASHER / RUBBER MOUNTS	4
37	7-190-05	RUBBER MOUNT / CAB	8
38	6-6201-08	HEX NUT 1/2 NC	REF
39	4-1825	MOUNTING FRAME / QUICK ATTACH	1
40	2-1178	LOCK LEVER / for LOCK PIN	1
41	1-1182	SPACER BUSHING / LOCK LEVER	1
42	7-194-52	SPRING / LOCK LEVER	1
43	6-5312-20	CAPSCREW 3/4 NF x 2 1/2 LG.	1
44	6-6206-12	SELF LOCKING NUT 3/4 NF	1
45	4-1686	FORK FRAME / 48 IN. (OPTIONAL)	REF
46	3-1391-10	FORK TINE / 48 IN. (OPTIONAL)	REF
47	2-1067-10	FORK TINE PIN / 48 IN.	REF
48	1-1074	COLLAR / FORK TINE PIN	REF
49	6-5208-36	CAPSCREW 1/2 NC x 4 1/2 LG.	REF
50	6-6211-08	LOCKWASHER 1/2	REF
51	7-335-03	TIRE & WHEEL ASSEMBLY / LH	2
52	6-4516-16	BRONZE BUSHING / AXLE SWAY	1



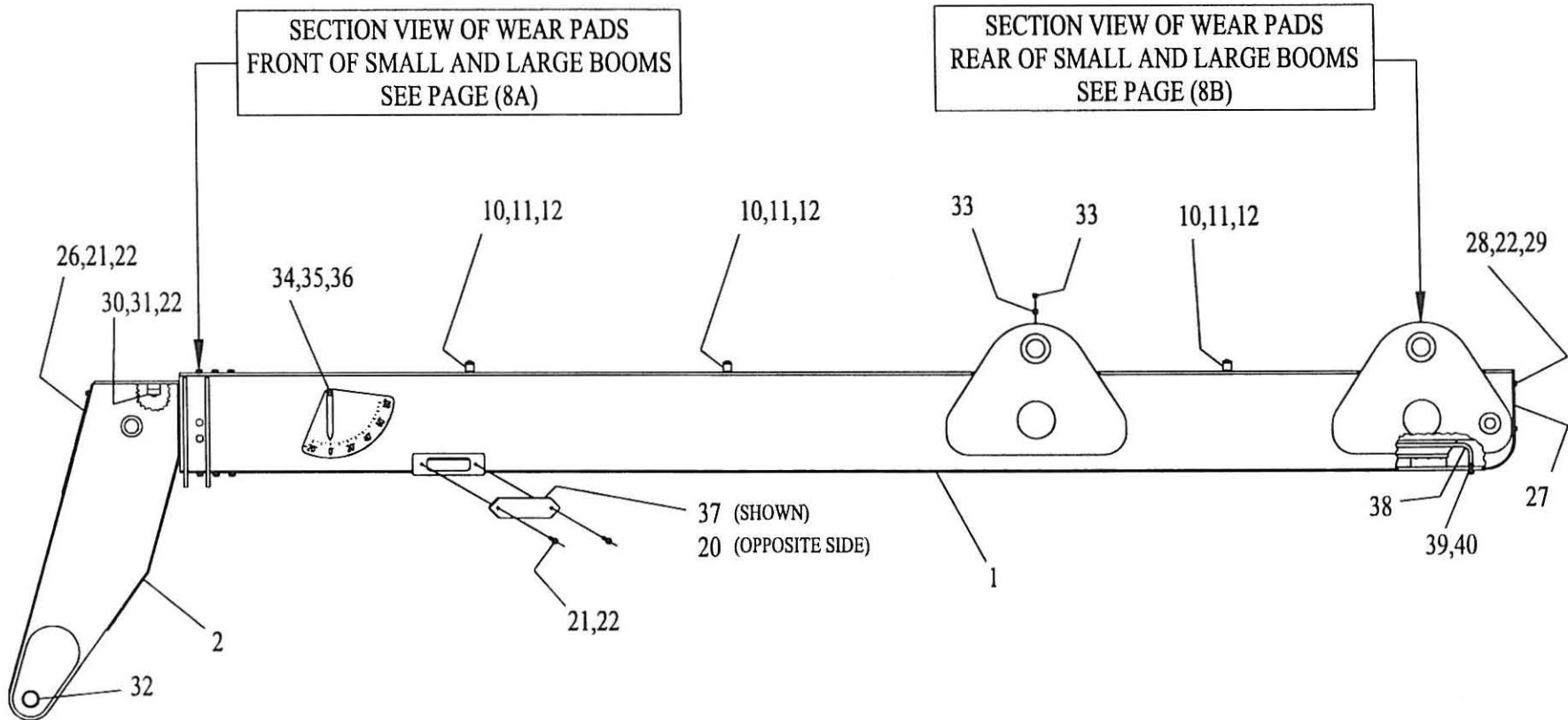
ITEM	NUMBER	DESCRIPTION	REQD
1	7-197-01	SEAT	1
2	7-337-01	SEAT BELT	1
3	7-104-01	LEVEL GAGE	1
4	4-1861-1	GLASS / SKYLIGHT	1
5	6-4110-07	GLASS / REAR WINDOW	1
6	6-9608-720	RUBBER / REAR WINDOW	1
7	6-5204-04	CAPSCREW 1/4 NC x 1/2 LG.	12
8	6-6212-04	FLATWASHER 1/4	12
9	6-9601-133	EDGING 1/4 x 16 5/8 LG.	4
10	4-1386-5	LOAD CHART / TH528	1
11	7-256-32	NUT / STEERING WHEEL (w/ ITEM 12)	REF
12	7-256-71	STEERING ORBITRAL	REF
13	7-352-01	STEERING WHEEL	1
14	7-352-02	HORN BUTTON KIT	1
15	6-5206-06	CAPSCREW 3/8 NC x 3/4 LG.	2
16	6-6211-06	LOCKWASHER 3/8	2
17	6-6212-06	FLATWASHER 3/8	2
18	6-6201-06	HEX NUT 3/8 NC	2
19	7-351-01	TRANSMISSION CONTROL	1
20	6-6284-08	MACHINE SCREW #10-32 x 3/4 LG.	4
21	6-6286-06	HEX NUT #10-32	4
22	6-6286-12	FLATWASHER #10	4
23	6-6286-07	LOCKWASHER #10	4
24	7-194-07	U-BOLT w/ NUTS	2
25	6-6201-04	HEX NUT 1/4 NC	4
26	4-1832	CONTROLLER MOUNT / ARMREST	1
27	6-9601-144	EDGING 1/4 x 18 LG.	1
28	4-1819-2	VANDAL COVER / UNDER DASH	REF
29	4-1819-3	COVER / SEAT MOUNT	REF
30	7-290-01	BODY BOLT 5/16 NC x 3/4 LG.	4
31	6-6211-04	LOCKWASHER 1/4	4
32	7-194-09	GROMMET	1
33	6-9601-80	EDGING 1/4 x 10 LG.	1
34	6-9601-664	EDGING 1/4 x 83 LG.	1

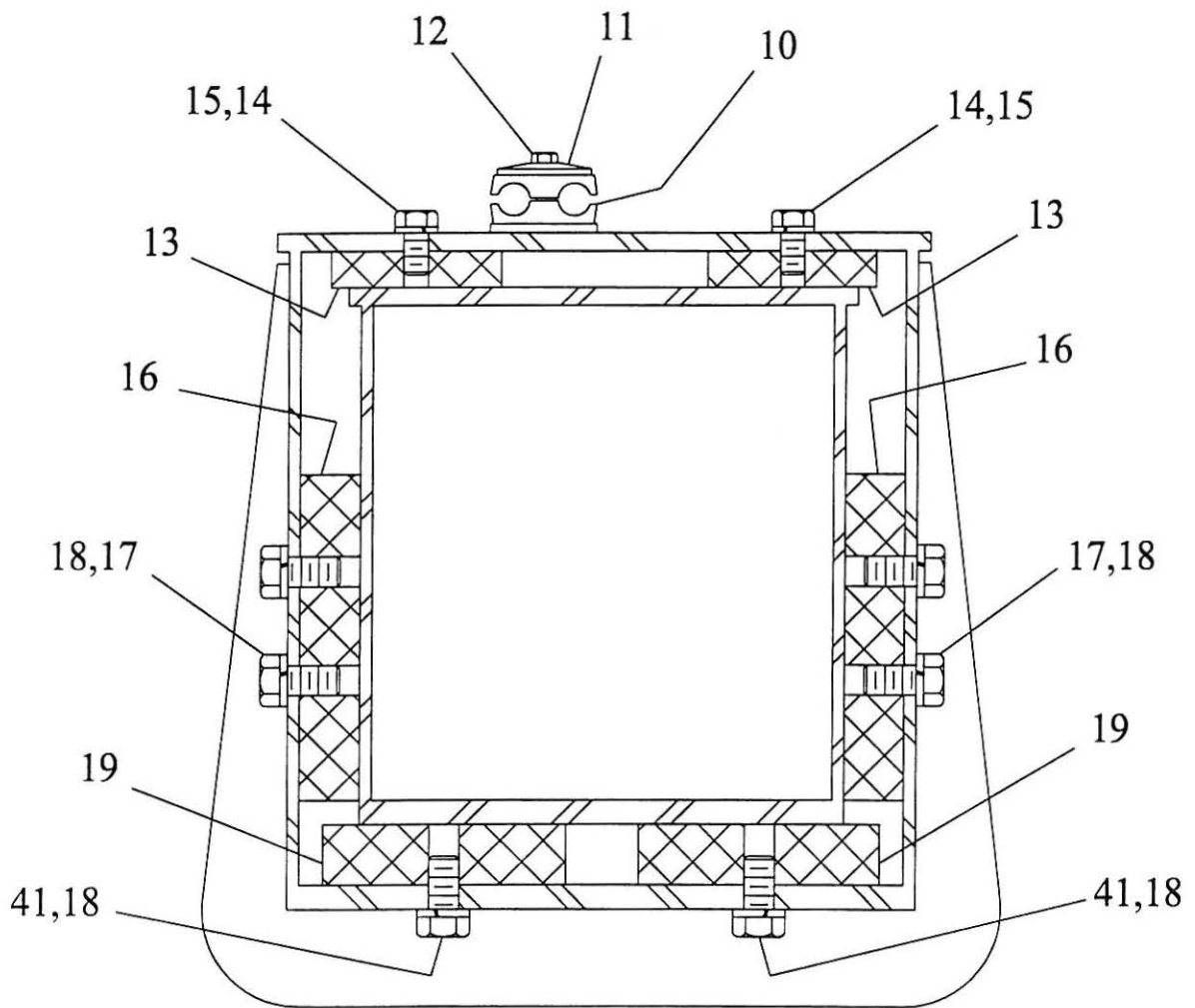


ITEM	NUMBER	DESCRIPTION	REQD
1	P4-1838	ENGINE and PUMP ASSEMBLY	REF
2	7-126-348	TRANSMISSION ASSEMBLY	1
3	7-229-360	AXLE ASSEMBLY / FRONT	1
4	7-229-360	AXLE ASSEMBLY / REAR	1
5	3-1360-1	MOUNT / TRANSMISSION / LH	1
6	3-1360-2	MOUNT / TRANSMISSION / RH	1
7	7-196-41	DRIVESHAFT / FRONT & REAR	2
8	6-8112-35	CAPSCREW 12mm x 1.75 x 35mm LG.	5
9	6-9111-12	LOCKWASHER 12mm	5
10	7-326-02	RUBBER MOUNT / ENGINE-TRANS.	3
11	6-5310-30	CAPSCREW 5/8 NF x 3 3/4 LG.	2
12	6-5210-32	CAPSCREW 5/8 NC x 4 LG.	1
13	6-6207-10	JAM NUT 5/8 NC	1
14	6-5206-16	CAPSCREW 3/8 NC x 2 LG.	2
15	6-6212-10	FLATWASHER 5/8	3
16	6-6211-10	LOCKWASHER 5/8	3
17	6-6202-10	HEX NUT 5/8 NF	2
18	6-5312-40	CAPSCREW 3/4 NF x 5 LG.	8
19	6-6211-12	LOCKWASHER 3/4	8
20	6-6202-12	HEX NUT 3/4 NF	8
21	6-8510-40	CAPSCREW 10mm x 1.5 x 40mm LG.	11
22	6-5306-14	CAPSCREW 3/8 NF x 1 3/4 LG.	8
23	6-6211-06	LOCKWASHER 3/8	30
24	6-6201-06	HEX NUT 3/8 NC	6
25	6-5206-12	CAPSCREW 3/8 NC x 1 1/2 LG.	4
26	6-5306-16	CAPSCREW 3/8 NF x 2 LG.	16
27	6-9111-10	LOCKWASHER 10mm	11

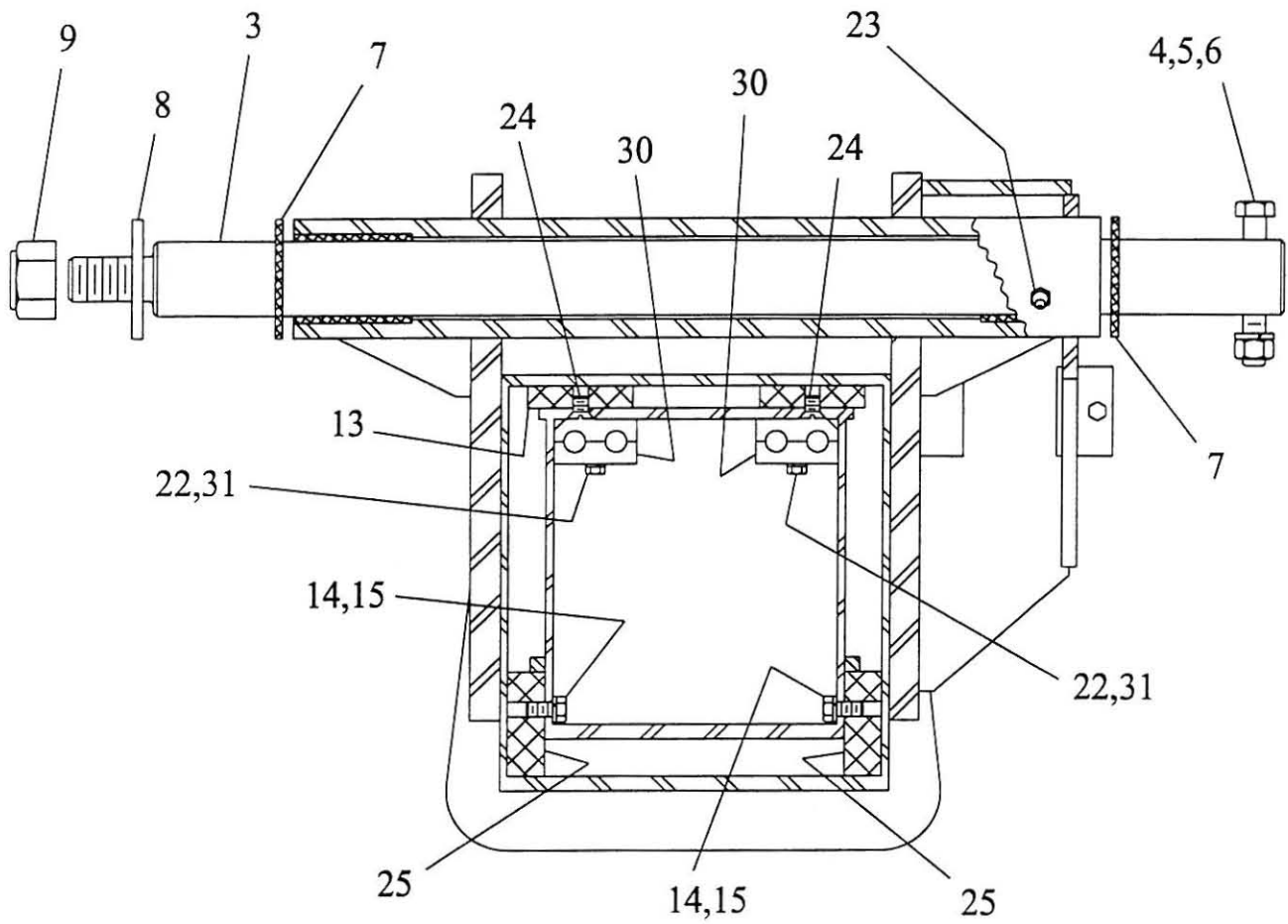


ITEM	NUMBER	DESCRIPTION	REQD
1	7-343-24	ENGINE ASSY / CUMMINS B3.9-C-80	1
2	7-345-56	PUMP / PISTON TYPE / 45cc	1
3	7-345-57	PUMP / GEAR TYPE / 23.8cc	1
4	7-362-02	RADIATOR	1
5	7-158-86	RADIATOR HOSE / UPPER	1
6	7-158-87	RADIATOR HOSE / LOWER	1
7	3-1367	ADJUSTING ROD / UPPER RADIATOR MT.	1
8	7-190-04	RUBBER MOUNT / CENTER BONDED	3
9	6-6252-08	CLAMP / RADIATOR HOSE	2
10	6-6252-10	CLAMP / RADIATOR HOSE	2
11	6-8912-35	CAPSCREW SH 12mm x 1.75 x 35mm	2
12	6-9111-12	LOCKWASHER 12mm	2
13	6-5206-16	CAPSCREW 3/8 NC x 2 LG.	2
14	6-6205-06	SELF LOCKING NUT 3/8 NC	4
15	7-343-34	FAN / BLOWER / 18 IN.	REF
16	6-5208-12	CAPSCREW 1/2 NC x 1 1/2 LG.	2
17	6-5208-12	CAPSCREW 1/2 NC x 1 1/2 LG.	2
18	1-1210	MOUNT / RADIATOR	2
19	6-6212-08	FLATWASHER 1/2	2
20	6-6211-08	LOCKWASHER 1/2	4
21	6-6201-08	HEX NUT 1/2 NC	2
22	7-190-02	WASHER / CENTER BONDED RUBBER MT.	4
23	4-1685	FAN GUARD / 18 IN. FAN	1
24	6-5205-08	CAPSCREW 5/16 NC x 1 LG.	4
25	6-6211-05	LOCKWASHER 5/16	4
26	6-6212-06	FLATWASHER 3/8	4
27	7-343-16	SPACER / FAN / 2 1/2 (2 REQ.)	REF
28	7-229-100	O-RING	1
29	7-345-88	O-RING	REF



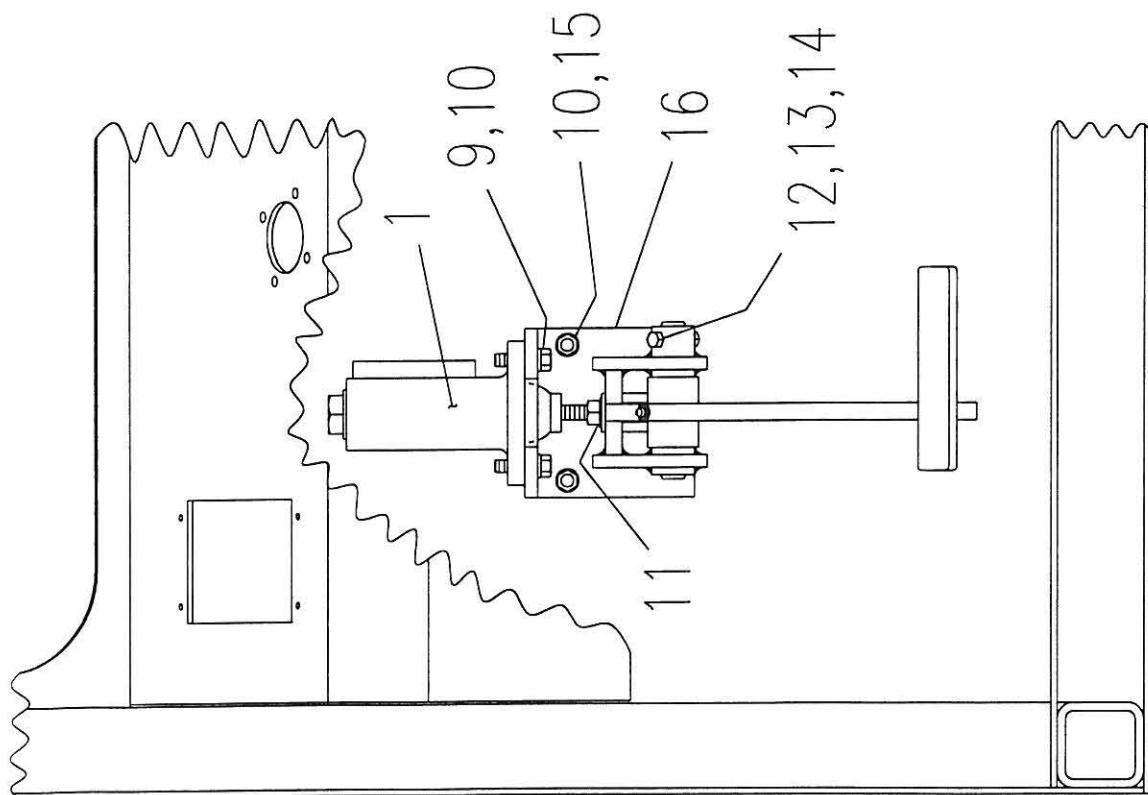
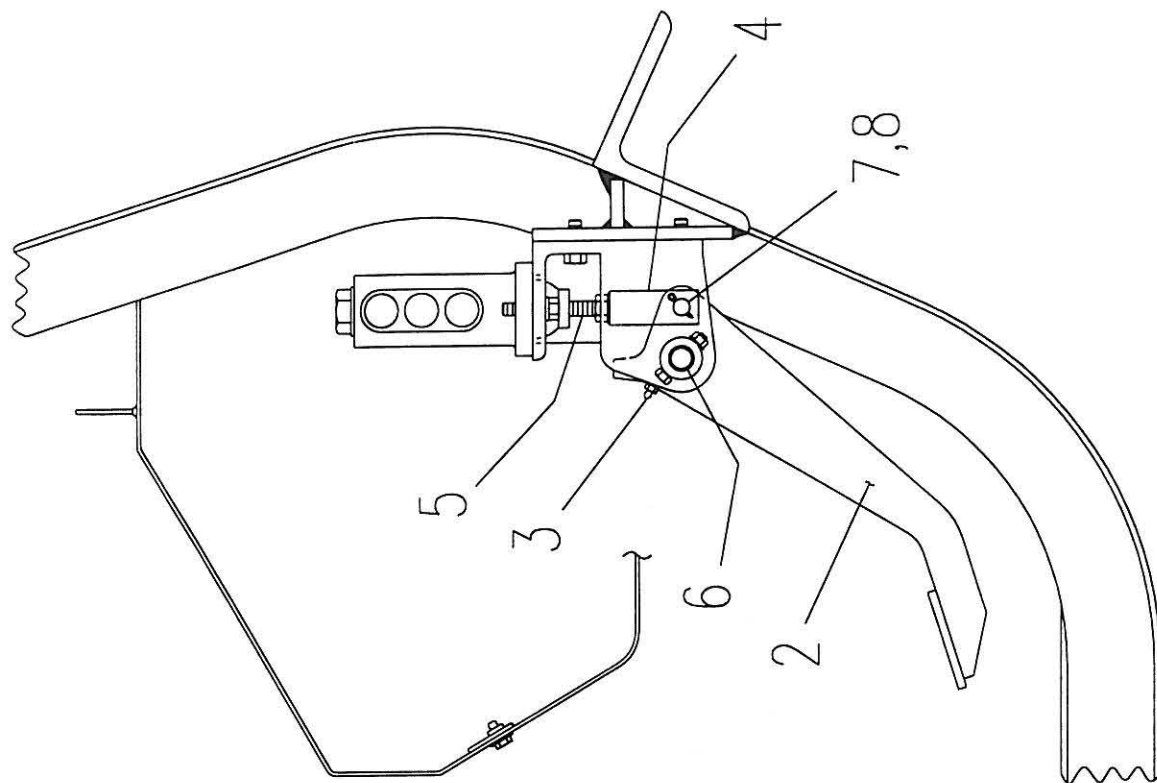


SECTION VIEW OF WEAR PADS
FRONT OF SMALL AND LARGE BOOMS

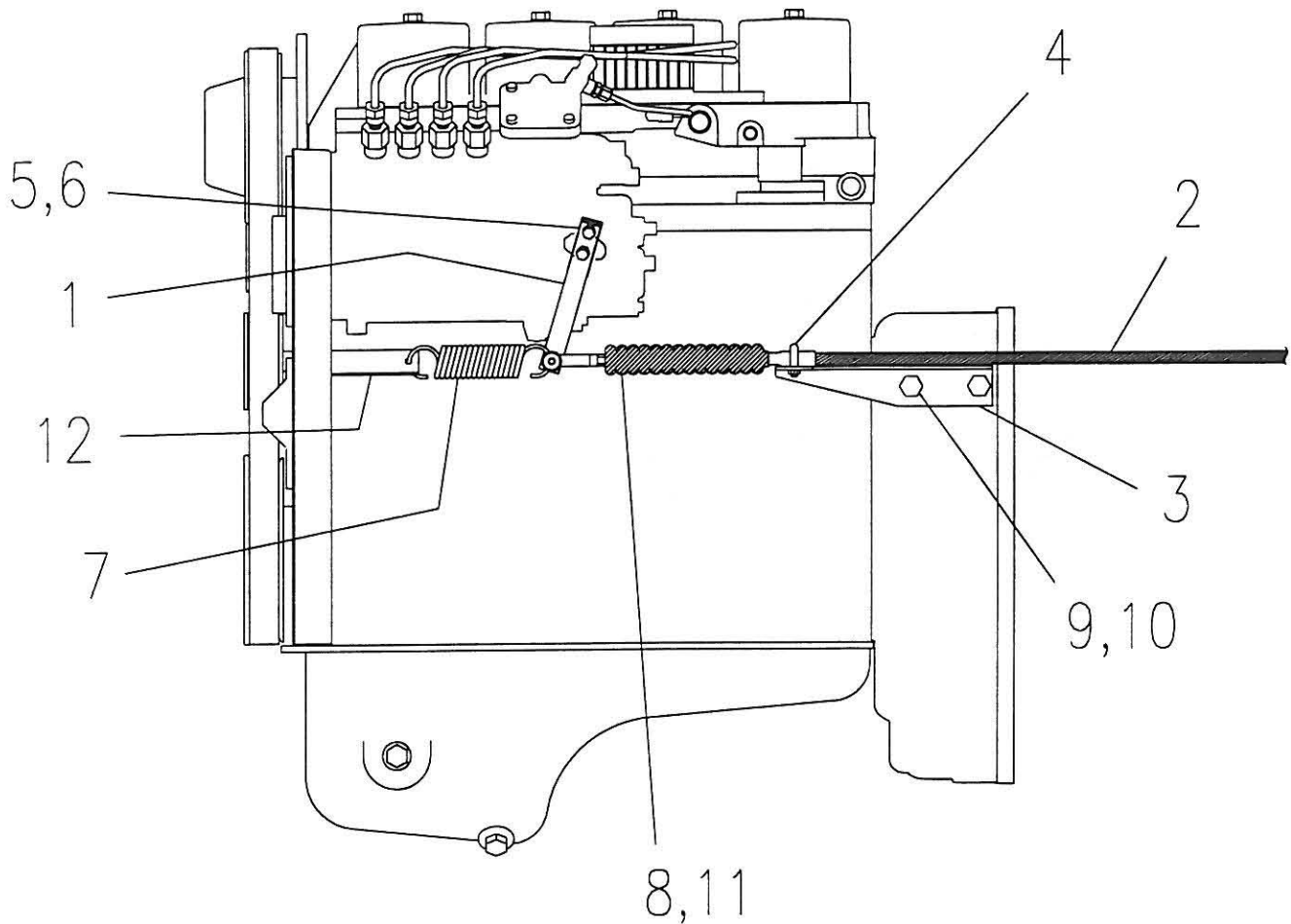


SECTION VIEW OF WEAR PADS AND PIVOT PIN
 REAR OF SMALL AND LARGE BOOMS

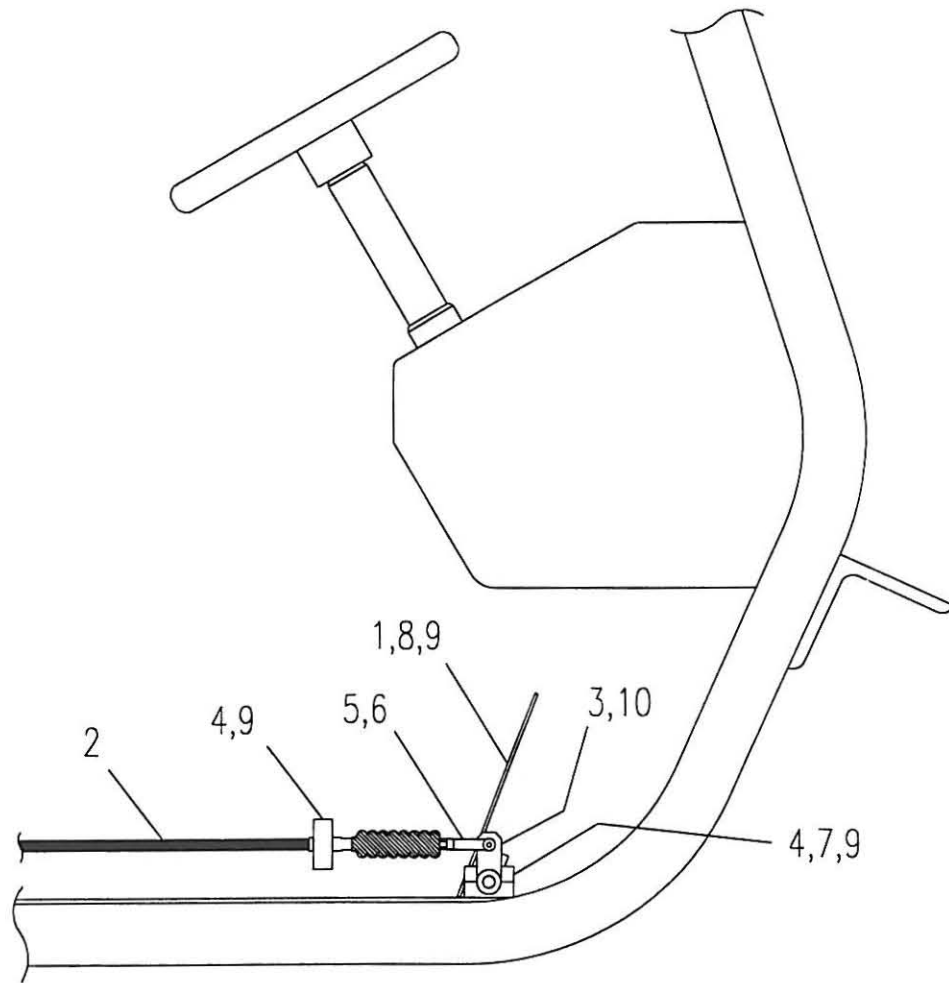
ITEM	NUMBER	DESCRIPTION	REQD
1	4-1816	LARGE BOOM	1
2	4-1817	SMALL BOOM	1
3	3-1154-6	CROSS SHAFT / MAIN PIVOT	1
4	6-5312-40	CAPSCREW 3/4 NF x 5 LG.	1
5	6-6202-12	HEX NUT 3/4 NF	1
6	6-6211-12	LOCKWASHER 3/4	1
7	6-6600-13	THRUSTWASHER 4.00 x 2.50 x .250	2
8	6-6701-06	WASHER / STEEL	1
9	6-6206-24	SELF LOCKING NUT 1 1/2 NF	1
10	7-273-27	CLAMP HALF SET / 3/8 TWIN HOSE	5
11	7-273-23	COVER PLATE / 3/8 HOSE CLAMP	5
12	6-5205-10	CAPSCREW 5/16 NC x 1 1/4 LG.	5
13	2-1191	WEAR PAD / TOP / LG. & SM. BOOM	4
14	6-5208-08	CAPSCREW 1/2 NC x 1 LG.	12
15	6-6211-08	LOCKWASHER 1/2	12
16	2-1209	WEAR PAD / SIDES / LARGE BOOM	2
17	6-5210-10	CAPSCREW 5/8 NC x 1 1/4 LG.	4
18	6-6211-10	LOCKWASHER 5/8	10
19	2-1190	WEAR PAD / BOTTOM / LARGE BOOM	2
20	2-1203	MOUNT / BULKHEAD FITTINGS	1
21	6-5206-04	CAPSCREW 3/8 NC x 1/2 LG.	5
22	6-6211-06	LOCKWASHER 3/8	13
23	6-6301	LUBE FITTING 1/8 NPT STR.	2
24	6-6008-06	FLAT HD. SOCKET SCREW 1/2 NC x 3/4	6
25	2-1189	WEAR PAD / REAR SIDES / SMALL BOOM	2
26	3-1359	ACCESS COVER / TILT VALVE	1
27	3-1366	ACCESS COVER / REAR / LARGE BOOM	1
28	6-5206-06	CAPSCREW 3/8 NC x 3/4 LG.	4
29	6-6212-06	FLATWASHER 3/8	4
30	2-1218-1	CLAMP / 1/2 HOSE	REF
31	6-5206-12	CAPSCREW 3/8 NC x 1 1/2 LG.	4
32	7-296-03	TENSION BUSHING (2 REQ.)	REF
33	6-6275-07	SET SCREW 5/8 NC x 5/8 LG.	2
34	1-1217	POINTER / BOOM ANGLE	1
35	6-5204-08	CAPSCREW 1/4 NC x 1 LG.	1
36	6-6201-04	HEX NUT 1/4 NC	1
37	2-1203-1	COVER PLATE	1
38	4-1881	HOSE GUIDE	1
39	6-6211-07	LOCKWASHER 7/16	2
40	6-6201-07	HEX NUT 7/16 NC	2
41	6-5210-12	CAPSCREW 5/8 NC x 1 1/2 LG	6



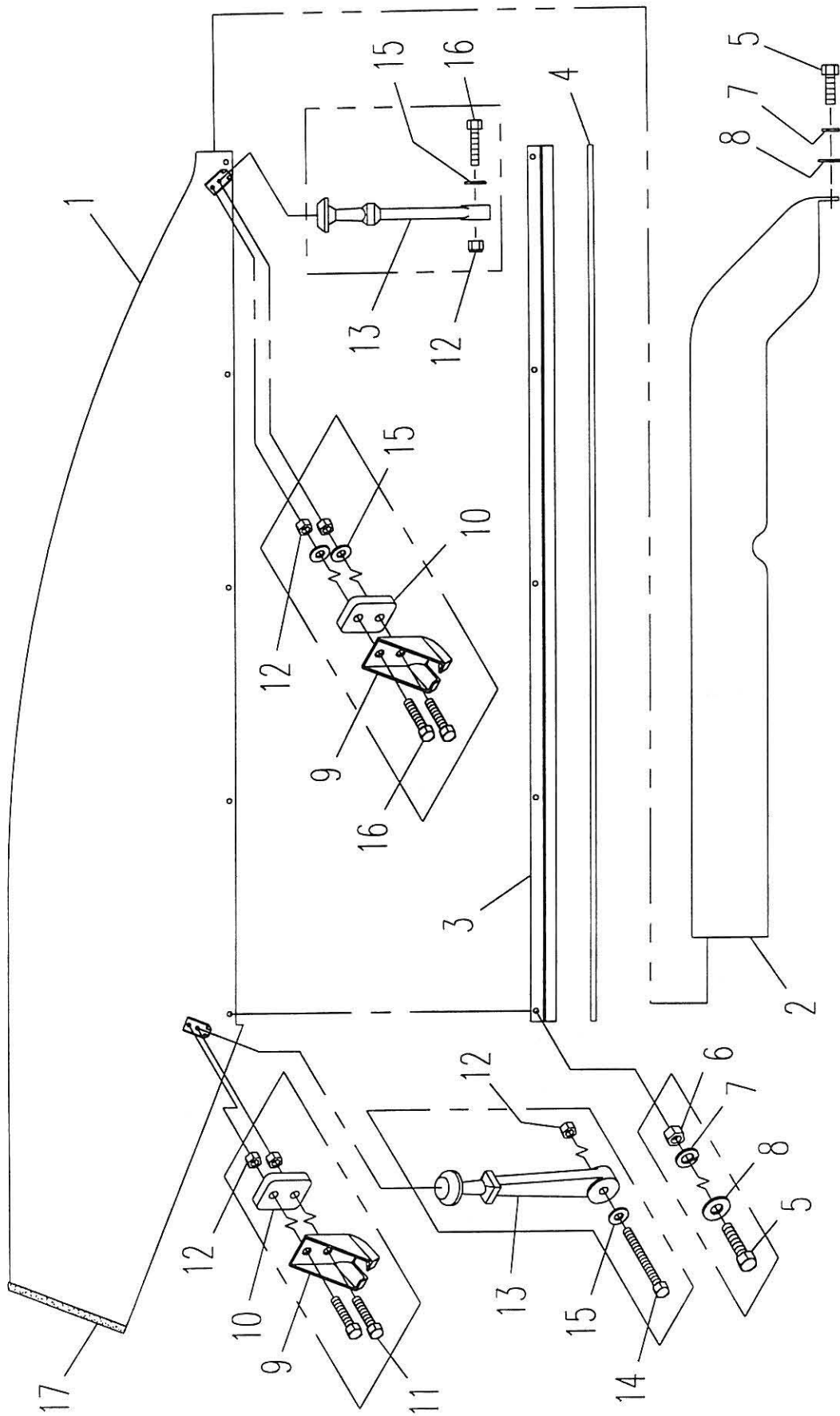
ITEM	NUMBER	DESCRIPTION	REQD
1	7-198-39	ACTUATOR / BRAKE	1
2	3-1148	PEDAL / BRAKE	1
3	6-6306	LUBE FITTING 1/4-28 THD.	1
4	1-1008	YOKE / BRAKE	1
5	1-1009	PUSH ROD	1
6	2-1117	PIN / BRAKE PEDAL	1
7	6-6261-12	CLEVIS PIN 1/2 x 1 1/2 LG.	1
8	6-6245-08	COTTER PIN 5/32 x 1 LG.	1
9	6-5206-10	CAPSCREW 3/8 NC x 1 1/4 LG.	2
10	6-6211-06	LOCKWASHER 3/8	5
11	6-6202-08	HEX NUT 1/2 NF	1
12	6-5205-14	CAPSCREW 5/16 NC x 1 3/4 LG.	1
13	6-6211-05	LOCKWASHER 5/16	1
14	6-6201-05	HEX NUT 5/16 NC	1
15	6-5206-08	CAPSCREW 3/8 NC x 1 LG.	3
16	4-1582	MOUNT / BRAKE PEDAL	1



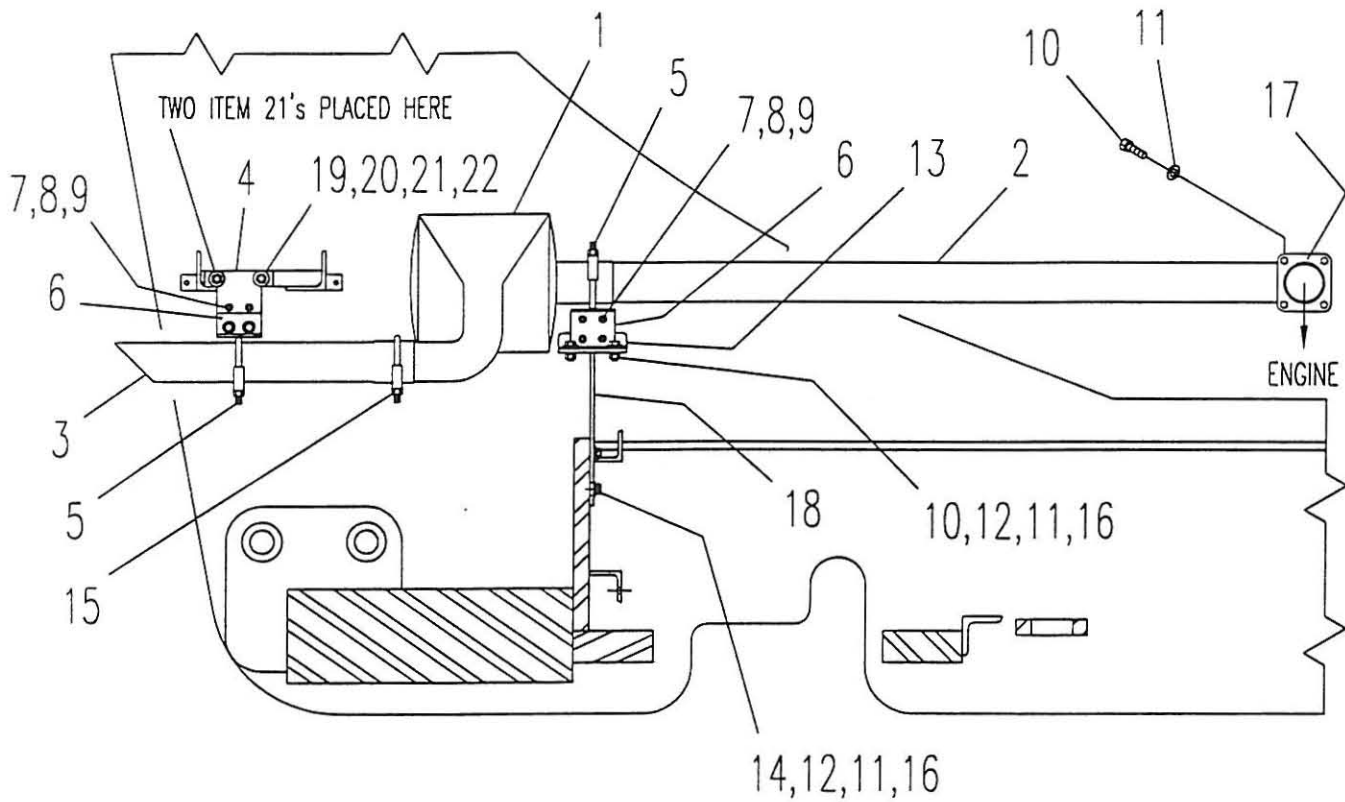
ITEM	NUMBER	DESCRIPTION	REQD
1	2-1181	ACCELERATOR LEVER	1
2	7-266-02	CABLE / ACCELERATOR	REF
3	3-1374	MOUNT / ACCELERATOR CABLE	1
4	7-194-07	U-BOLT w/ NUTS	1
5	6-8506-12	CAPSCREW 6mm x 1.00 x 12mm LG.	2
6	6-9111-06	LOCKWASHER 6mm	2
7	7-194-20	SPRING / RETURN	1
8	7-194-05	YOKE w/ CLEVIS PIN & COTTER PIN	1
9	6-8512-25	CAPSCREW 12mm x 1.75 x 25mm LG.	2
10	6-9111-12	LOCKWASHER 12mm	2
11	6-6208-04	JAM NUT 1/4-28 (w/ CABLE)	REF
12	1-1204	MOUNT / ACCELERATOR SPRING	1



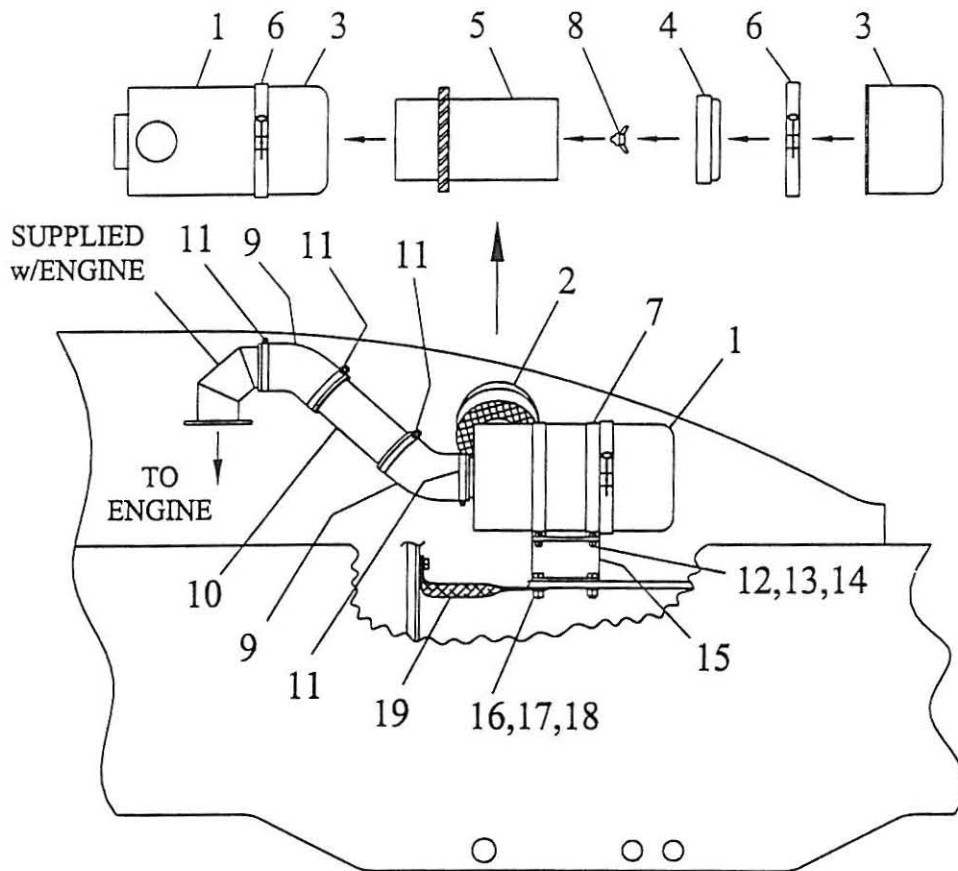
ITEM	NUMBER	DESCRIPTION	REQD
1	3-1080	PEDAL / ACCELERATOR	1
2	7-266-02	CABLE / ACCELERATOR	1
3	3-1380	LINKAGE / ACCELERATOR	1
4	6-5204-08	CAPSCREW 1/4 NC x 1 LG.	6
5	7-194-05	YOKE w/ CLEVIS PIN & COTTER PIN	1
6	6-6208-04	JAM NUT 1/4-28 w/ CABLE	REF
7	6-6306	LUBE FITTING 1/4-28 STR.	2
8	6-5204-06	CAPSCREW 1/4 NC x 3/4 LG.	2
9	6-6211-04	LOCKWASHER 1/4	8
10	7-194-06	SHIM (AS REQ'D.)	2



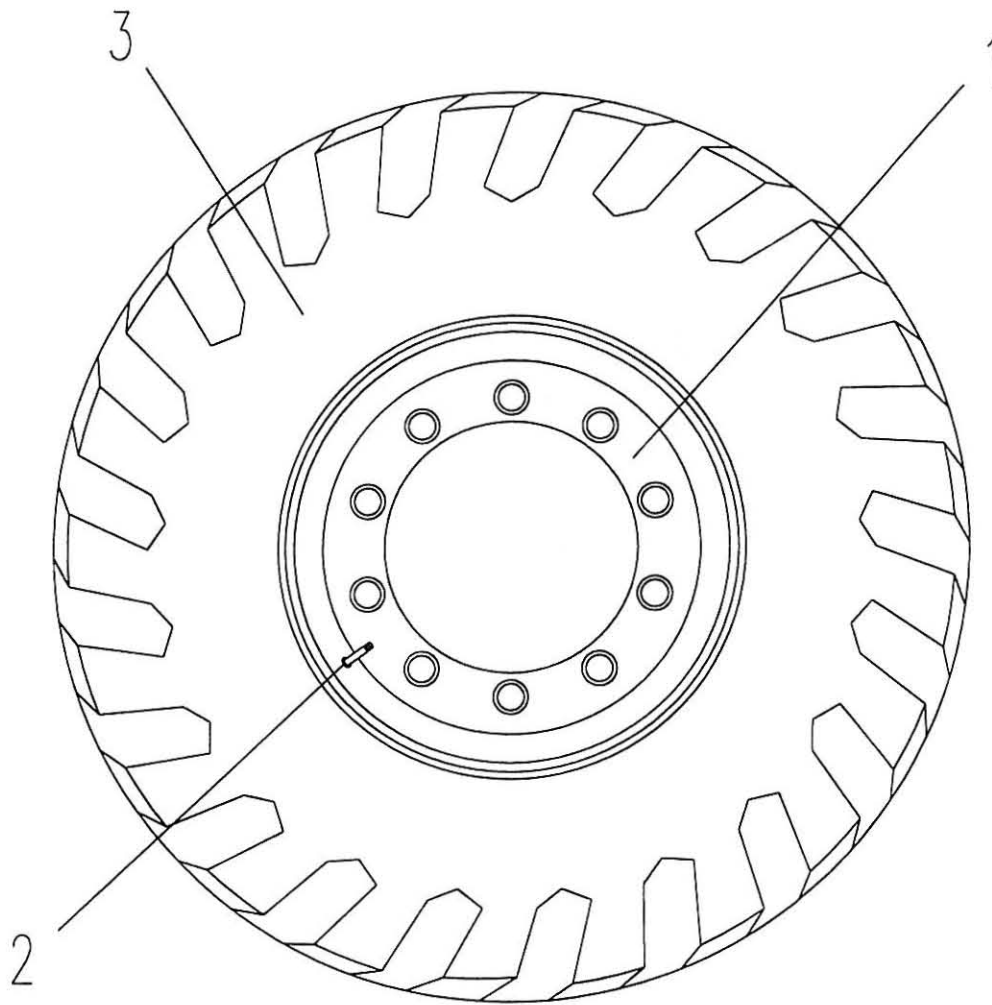
ITEM	NUMBER	DESCRIPTION	REQD
1	4-1828	ENGINE ENCLOSURE / REAR	1
2	4-1827	ENGINE ENCLOSURE / FRONT	1
3	2-1194	SLIDE / REAR HOUSING	2
4	7-194-59	WEAR STRIP	2
5	6-5205-08	CAPSCREW 5/16 NC x 1 LG.	13
6	6-6201-05	HEX NUT 5/16 NC	10
7	6-6211-05	LOCKWASHER 5/16	13
8	6-6212-05	FLATWASHER 5/16	13
9	7-360-01	PLASTIC HOLDER	3
10	1-1214	SPACER / BACKER TAB	4
11	6-5204-08	CAPSCREW 1/4 NC x 1 LG.	4
12	6-6205-04	SELF LOCKING NUT 1/4 NC	9
13	7-360-02	LATCH / RUBBER	3
14	6-5204-16	CAPSCREW 1/4 NC x 2 LG.	2
15	6-6212-04	FLATWASHER 1/4	5
16	6-5204-10	CAPSCREW 1/4 NC x 1 1/4 LG.	3
17	6-9601-320	EDGING 1/4 x 40 LG.	1



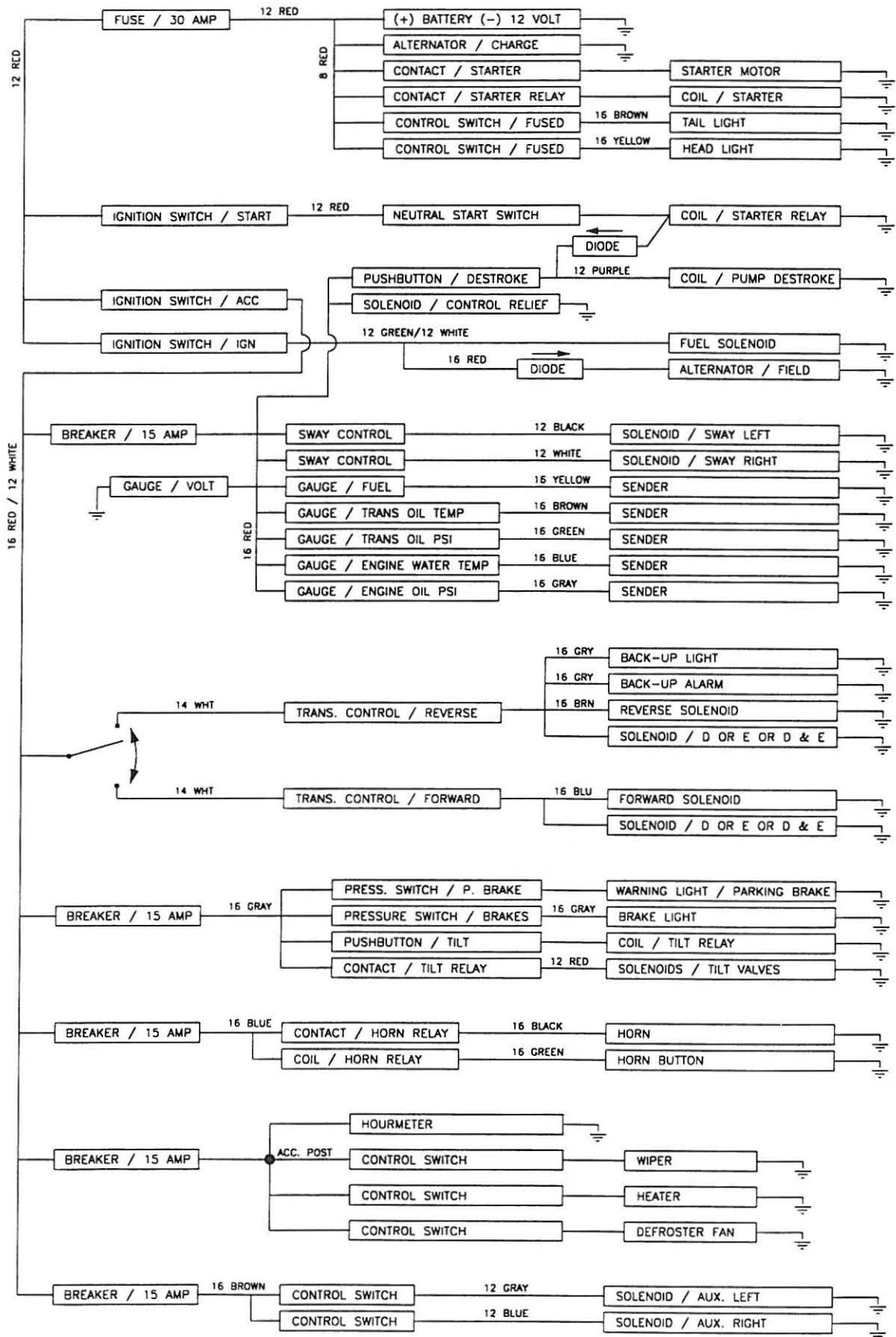
ITEM	NUMBER	DESCRIPTION	REQD
1	7-363-01	MUFFLER	1
2	4-1884	EXHAUST PIPE	1
3	2-1207	TAILPIPE	1
4	1-1216	CLAMP BASE / EXHAUST BRACKET	1
5	2-1170	CLAMP BRACKET / EXHAUST / 2 1/2	2
6	1-1173	FLEX JOINT / EXHAUST BRACKET	2
7	6-5204-08	CAPSCREW 1/4 NC x 1 LG.	8
8	6-6205-04	SELF LOCKING NUT 1/4 NC	8
9	6-6212-04	FLATWASHER 1/4	8
10	6-5206-08	CAPSCREW 3/8 NC x 1 LG.	6
11	6-6211-06	LOCKWASHER 3/8	8
12	6-6212-06	FLATWASHER 3/8	4
13	1-1174	CLAMP BASE / EXHAUST BRACKET	2
14	6-5206-12	CAPSCREW 3/8 NC x 1 1/2 LG.	2
15	7-284-03	MUFFLER CLAMP / 2 1/2	1
16	6-6201-06	HEX NUT 3/8 NC	4
17	7-343-31	GASKET / EXHAUST FLANGE	REF
18	3-1378	BRACKET / EXHAUST	1
19	6-5205-08	CAPSCREW 5/16 NC x 1 LG.	2
20	6-6211-05	LOCKWASHER 5/16	2
21	6-6212-05	FLATWASHER 5/16	3
22	6-6201-05	HEX NUT 5/16 NC	2

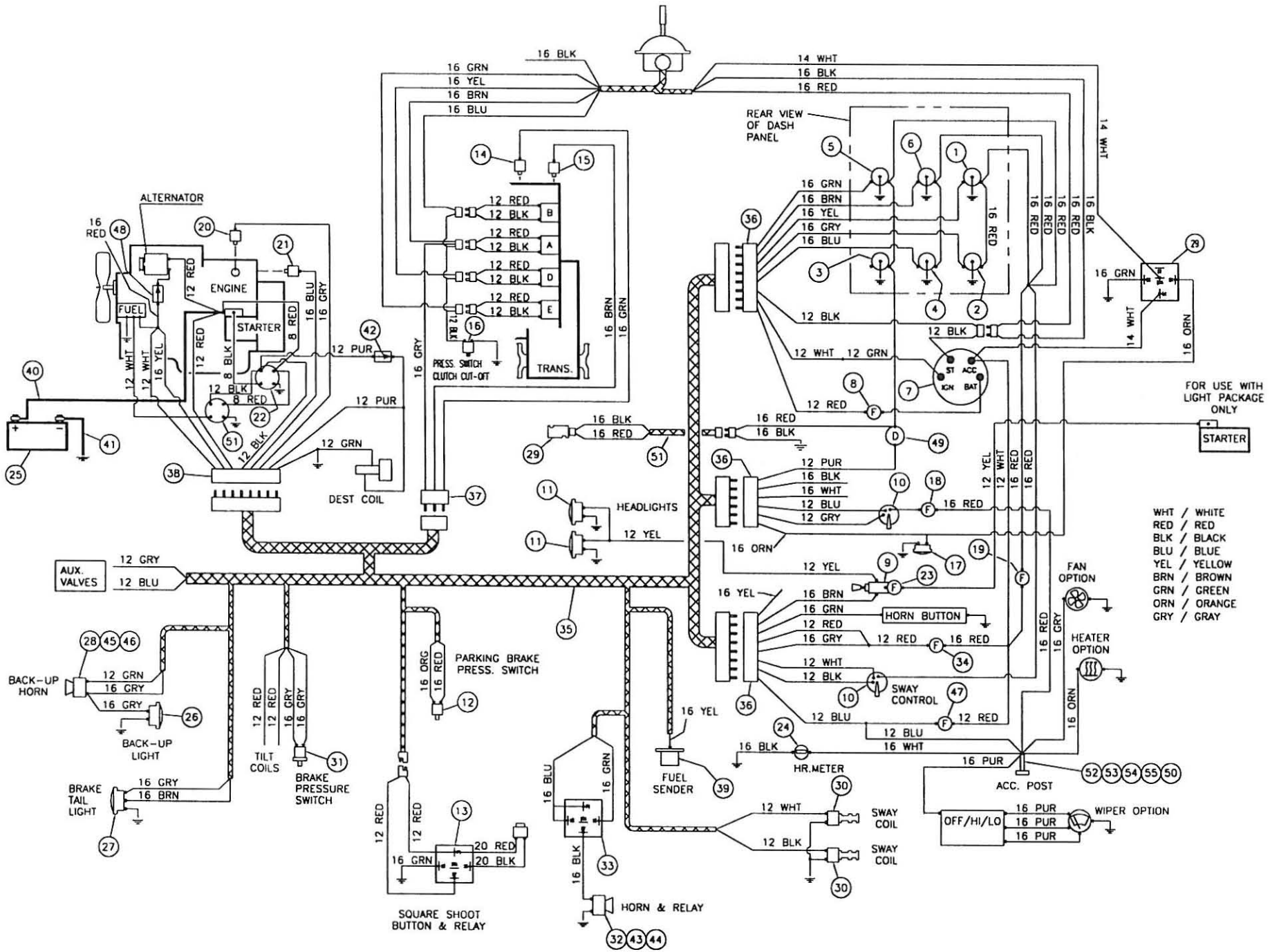


ITEM	NUMBER	DESCRIPTION	REQD
1	7-135-01	AIR CLEANER ASSEMBLY	1
2	7-135-03	HOOD	1
3	7-135-10	CUP ASSEMBLY	REF
4	7-135-09	BAFFLE ASSEMBLY	REF
5	7-135-07	ELEMENT ASSEMBLY	REF
6	7-135-08	CLAMP ASSEMBLY / BODY	REF
7	7-135-02	MOUNTING BAND	2
8	7-135-11	THUMB SCREW	REF
9	7-135-23	RUBBER ELBOW 3 ID x 45	2
10	2-1199	TUBE	1
11	6-6252-13	CLAMP / WORM	4
12	6-5205-06	CAPSCREW 5/16 NC x 3/4 LG.	4
13	6-6201-05	HEX NUT 5/16 NC	4
14	6-6211-05	LOCKWASHER 5/16	4
15	3-1364	MOUNT / AIR CLEANER	1
16	6-5208-12	CAPSCREW 1/2 NC x 1 1/2 LG.	2
17	6-6211-08	LOCKWASHER 1/2	2
18	6-6201-08	HEX NUT 1/2 NC	2
19	7-319-17	GROUND STRAP / ENGINE	1



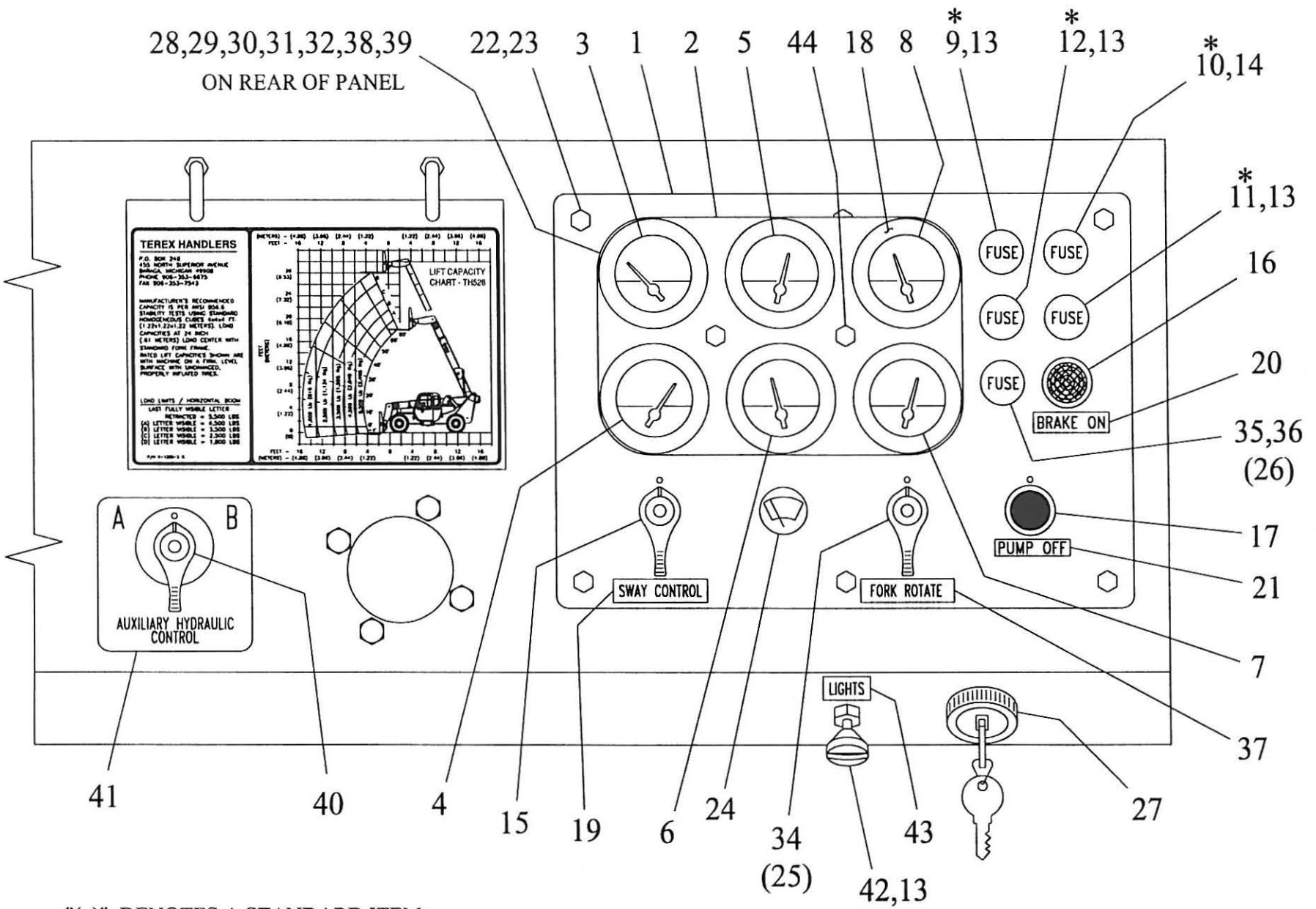
ITEM	NUMBER	DESCRIPTION	REQD
1	7-335-04	WHEEL	1
2	7-286-01	VALVE STEM / AIR-CHLORIDE-FOAM	1
3	7-335-05	TIRE	1
4	7-335-03	TIRE & WHEEL ASSY / RH	REF
5	7-335-03	TIRE & WHEEL ASSY / LH	REF





ITEM	NUMBER	DESCRIPTION	REQD
1	7-172-02	GAGE / FUEL	REF
2	7-172-04	GAGE / ENGINE OIL PRESSURE	REF
3	7-172-10	GAGE / VOLTMETER	REF
4	7-172-08	GAGE / ENGINE WATER TEMP.	REF
5	7-172-11	GAGE / TRANSMISSION OIL PRESSURE	REF
6	7-172-06	GAGE / TRANSMISSION OIL TEMP.	REF
7	7-127-10	SWITCH / IGNITION / KEY	REF
8	7-268-01	FUSE HOLDER / MAIN / IGNITION	REF
9	7-319-02	SWITCH / HEADLIGHTS	REF
10	7-127-04	SWITCH / SWAY-ROTATE	REF
11	7-338-01	HEADLIGHT	REF
12	7-303-02	PRESSURE SWITCH / PARKING BRAKE	REF
13	7-338-02	RELAY / SQUARE SHOOT	1
14	7-172-16	SENDER / TRANS. OIL PRESSURE	REF
15	7-172-17	SENDER / TRANS. OIL TEMP.	REF
16	7-303-03	PRESSURE SWITCH / CLUTCH CUT-OFF	REF
17	7-127-05	LIGHT / WARNING	REF
18	7-268-01	FUSE HOLDER / OPTIONAL / ROTATE	REF
19	7-268-01	FUSE HOLDER / GAGES / SWAY	REF
20	7-172-05	SENDER / ENGINE OIL PRESSURE	REF
21	7-172-09	SENDER / ENGINE WATER TEMP.	REF
22	7-183-18	RELAY / STARTER	REF
23	7-117-03	FUSE / 20 AMP	REF
24	7-350-01	HOURLMETER	1
25	7-355-01	BATTERY / 12 VOLT	REF
26	7-136-02	LIGHT / BACK-UP	REF
27	7-136-03	LIGHT / TAIL-BRAKE	REF
28	7-375-01	BACK-UP ALARM	1
29	7-338-02	RELAY / PARKING BRAKE	1
30	7-244-12	COIL / SWAY CONTROL	REF
31	7-206-03	PRESSURE SWITCH / BRAKE LIGHT	REF
32	7-369-01	HORN	1
33	7-206-04	RELAY / HORN	1
34	7-268-01	FUSE HOLDER / SQ. SHOOT / BRAKE	REF
35	4-1876	HARNESS / MAIN POWER / VALVE	1
36	4-1886	HARNESS / INSTRUMENT PANEL	1
37	4-1878	HARNESS / TRANSMISSION	1
38	4-1877	HARNESS / ENGINE	1
39	7-172-03	SENDER / FUEL	REF
40	6-7801-180B	BATTERY CABLE / RED / POSITIVE	REF
41	6-7806-32B	BATTERY CABLE / BLUE / NEGATIVE	REF
42	7-281-01	DIODE / PUMP DESTROKE	REF
43	6-5204-04	CAPSCREW 1/4 NC x 1/2 LG.	1
44	6-6211-04	LOCKWASHER 1/4	1
45	6-5205-04	CAPSCREW 5/16 NC x 1/2 LG.	2
46	6-6211-05	LOCKWASHER 5/16	2
47	7-268-01	FUSE HOLDER / HORN	REF
48	7-281-01	DIODE / ALTERNATOR	REF
49	7-319-03	PUSHBUTTON / PUMP DESTROKE	REF
50	6-6286-07	LOCKWASHER #10	2

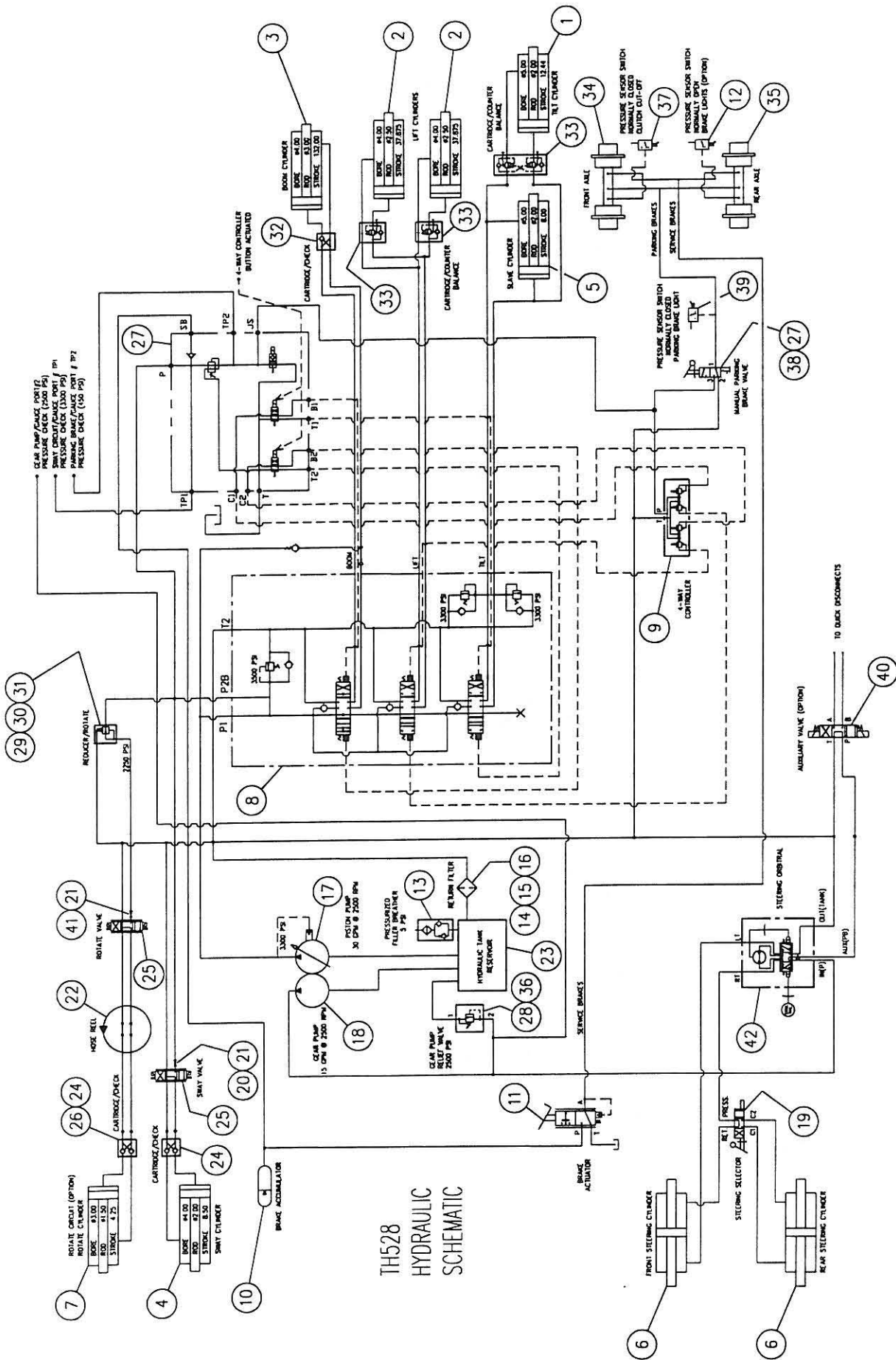
ITEM	NUMBER	DESCRIPTION	REQD
51	7-319-21	RELAY / STARTER	REF
52	7-269-107	JUNCTION STUD	1
53	6-6284-07	MACHINE SCREW #10-32 x 1/2 LG.	2
54	6-6286-06	HEX NUT #10-32	2
55	6-6201-06	HEX NUT 3/8 NC	1



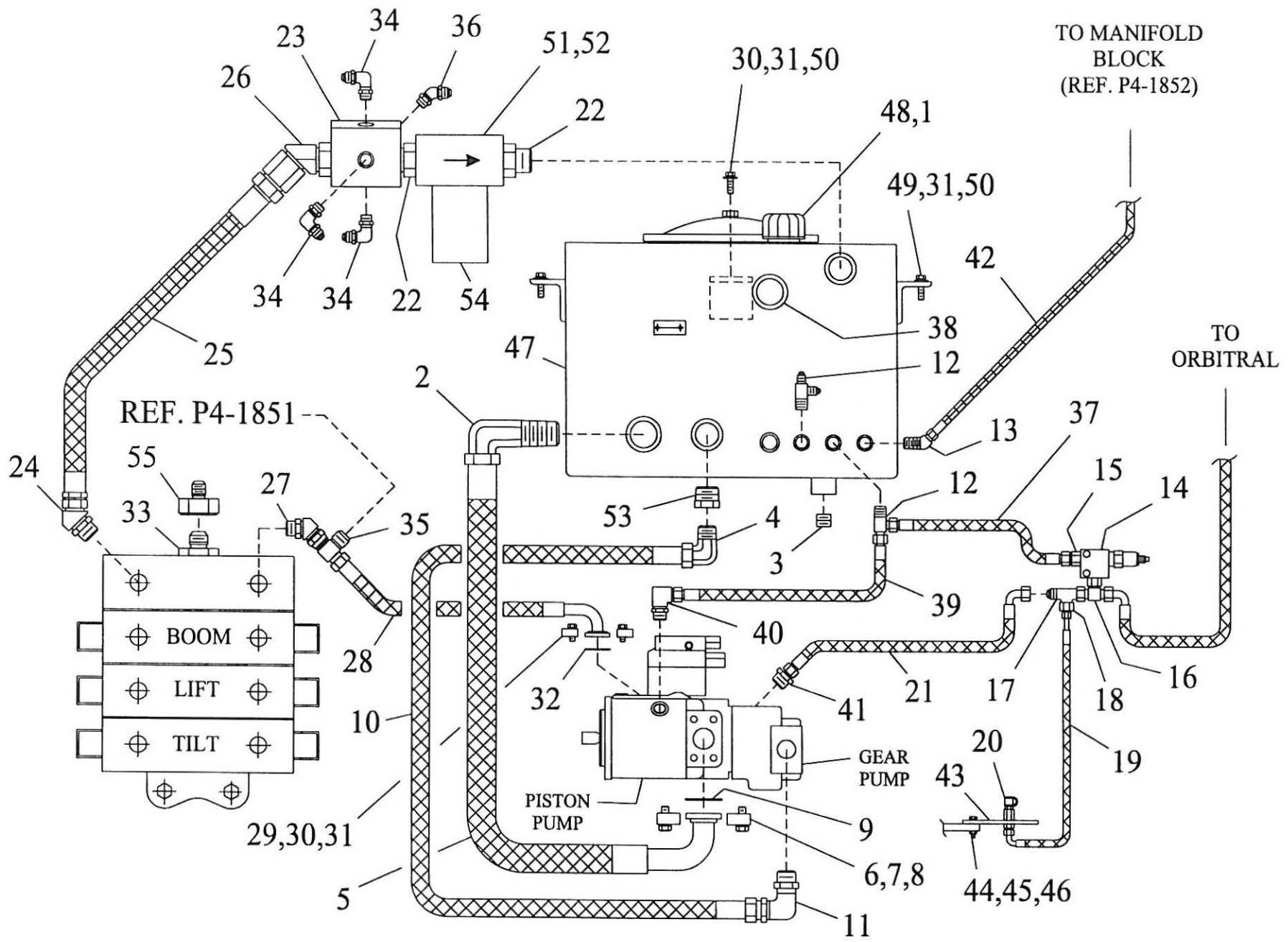
"()" DENOTES A STANDARD ITEM

" * " CONSISTS OF ONE ITEM #33 - FUSE HOLDER w/PLUG

ITEM	NUMBER	DESCRIPTION	REQD
1	3-1226	INSTRUMENT PANEL	1
2	2-1062	GAGE COVER	1
3	7-172-02	GAGE / FUEL	1
4	7-172-04	GAGE / ENGINE OIL PRESSURE	1
5	7-172-06	GAGE / TRANS. OIL TEMP.	1
6	7-172-08	GAGE / ENGINE WATER TEMP.	1
7	7-172-10	GAGE / VOLTMETER	1
8	7-172-11	GAGE / TRANS. OIL PRESSURE	1
9	7-268-01	HOLDER / JOYSTICK RELAY / BRK. LIGHT	1
10	7-268-01	HOLDER / MAIN POWER / IGNITION	1
11	7-268-01	HOLDER / HORN	1
12	7-268-01	HOLDER / GAGES / SWAY	1
13	7-117-01	FUSE / 15 AMP.	3
14	7-117-02	FUSE / 30 AMP.	1
15	7-127-04	SWITCH / SWAY CONTROL	1
16	7-127-05	LIGHT / WARNING	1
17	7-319-03	SWITCH / PUSHBUTTON	1
18	1-2006	SEAL RING / GAGE	6
19	3-1228-1	DECAL / SWAY CONTROL	1
20	3-1228-2	DECAL / BRAKE-ON	1
21	3-1228-3	DECAL / PUMP-OFF	1
22	6-6211-04	LOCKWASHER 1/4	6
23	6-5204-04	CAPSCREW 1/4 NC x 1/2 LG.	5
24	7-293-01	SWITCH / WINDSHIELD WIPER	1
25	7-194-13	PLUG BUTTON 3/8	1
26	7-194-29	PLUG BUTTON 5/8	1
27	7-127-10	SWITCH / IGNITION KEY	1
28	1-1088	MOUNT	1
29	7-269-60	PLASTIC CLAMP	1
30	6-6284-07	MACHINE SCREW #10-32 x 1/2 LG.	2
31	6-6286-06	HEX NUT #10-32	2
32	6-6286-02	HEX NUT #8-32 SS	2
33	1-2031	FUSE HOLDER w/PLUG (UNIVERSAL)	REF
34	7-127-04	SWITCH / FORK ROTATE	REF
35	7-268-01	HOLDER / OPTION	REF
36	7-117-01	FUSE / 15 AMP	REF
37	3-1228-4	DECAL / FORK ROTATE	REF
38	6-5204-08	CAPSCREW 1/4 NC x 1 LG.	1
39	6-6201-04	HEX NUT 1/4 NC	1
40	7-127-04	SWITCH / AUXILIARY HYDRAULICS	REF
41	2-1213	DECAL / AUXILIARY HYDRAULICS	REF
42	7-127-12	SWITCH / HEADLIGHT	REF
43	1-1149	DECAL / LIGHTS	REF
44	6-5204-06	CAPSCREW 1/4 NC x 3/4 LG	2

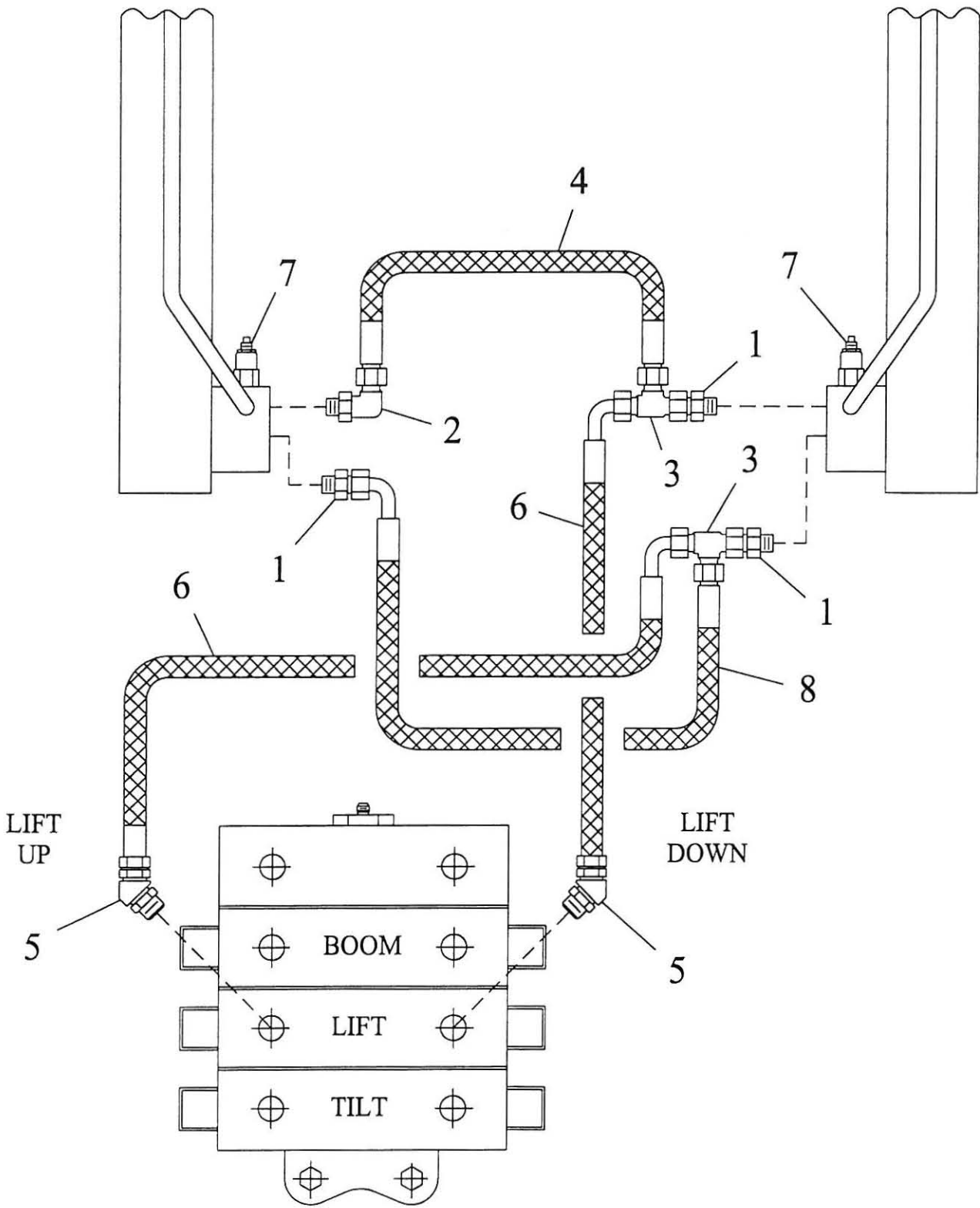


ITEM	NUMBER	DESCRIPTION	REQD
1	7-316-192	CYLINDER / TILT	REF
2	7-316-195	CYLINDER / LIFT (2)	REF
3	7-316-191	CYLINDER / BOOM	REF
4	7-316-194	CYLINDER / SWAY	REF
5	7-316-193	CYLINDER / SLAVE	REF
6	7-229-361	CYLINDER / STEERING (2)	REF
7	7-379-01	CYLINDER / ROTATE	REF
8	7-200-137	VALVE ASSEMBLY / 3 SECTION	REF
9	7-358-03	CONTROLLER / 4-WAY	REF
10	7-256-25	ACCUMULATOR / BRAKE	REF
11	7-198-39	ACTUATOR / BRAKE	REF
12	7-206-03	PRESSURE SWITCH / BRAKE LIGHTS	REF
13	7-354-01	FILLER / BREATHER / PRESSURIZED	REF
14	7-256-23	FILTER / RETURN	REF
15	7-272-10	GAGE / RETURN FILTER	REF
16	7-256-05	ELEMENT / RETURN FILTER	REF
17	7-345-56	PUMP / PISTON / 30 GPM	REF
18	7-345-57	PUMP / GEAR / 15 GPM	REF
19	7-359-02	SELECTOR VALVE / STEERING	REF
20	1-1219	RESTRICTOR FITTING	REF
21	1-1093-1	RESTRICTOR PLUG (.040)	REF
22	7-292-01	HOSE REEL / RH / ROTATE	REF
23	4-1823	OIL RESERVOIR	REF
24	7-234-18	CARTRIDGE / CHECK (2)	REF
25	7-244-31	VALVE / ELECTRIC 4-WAY (2)	REF
26	7-234-35	VALVE / CHECK	REF
27	7-234-90	CONTROL BLOCK ASSEMBLY	REF
28	7-356-01	VALVE / RELIEF / GEAR PUMP	REF
29	7-234-86	VALVE / REDUCING	REF
30	7-234-85	VALVE BODY / for REDUCING VALVE	REF
31	7-234-15	CARTRIDGE / for REDUCING VALVE	REF
32	7-234-55	CARTRIDGE / CHECK	REF
33	7-234-53	CARTRIDGE / COUNTER BALANCE (4)	REF
34	7-229-360	AXLE ASSEMBLY / FRONT	REF
35	7-229-360	AXLE ASSEMBLY / REAR	REF
36	7-356-11	CARTRIDGE / RELIEF / GEAR PUMP	REF
37	7-303-02	PRESSURE SWITCH / CLUTCH CUT-OFF	REF
38	7-358-08	VALVE / MANUAL PARKING BRAKE	REF
39	7-198-41	PRESSURE SWITCH / PARKING BRK. LT.	REF
40	7-366-01	VALVE ASSY / AUXILIARY HYDRAULICS	REF
41	1-1221	RESTRICTOR FITTING / 90	REF
42	7-256-71	ORBITRAL / STEERING	REF

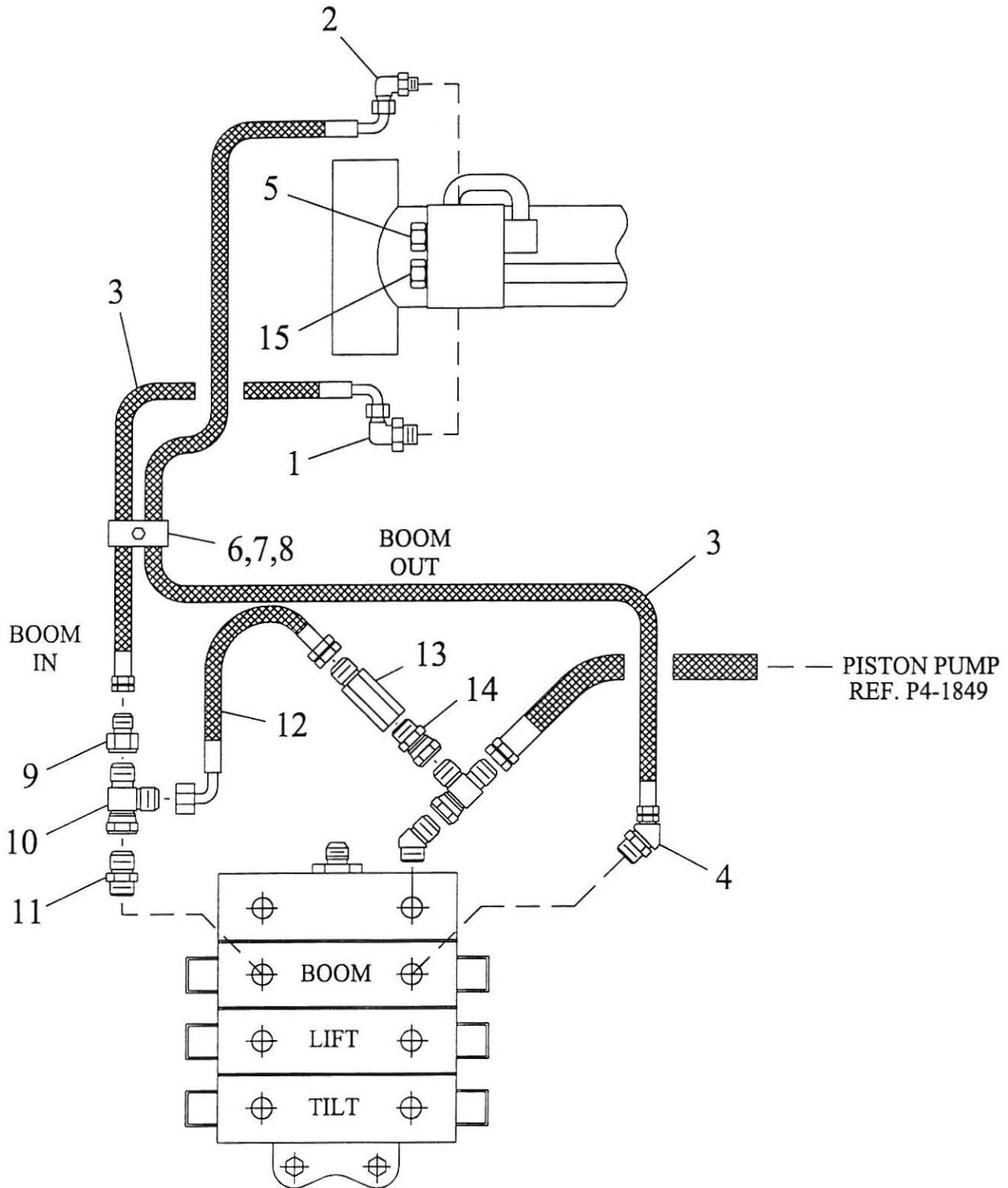


ITEM	NUMBER	DESCRIPTION	REQD
1	6-6284-07	MACHINE SCREW #10-32 x 1/2 LG.	6
2	6-6428-13	FITTING / 24 NPT x 24 JIC 90 LONG	1
3	6-6408-07	FITTING / 16 NPT HOLLOW HEX PLUG	1
4	6-6427-21	FITTING / 16 NPT x 16 JIC 90	1
5	6-7190-84	HOSE / 24 x 24-90 SF x 42 LG.	1
6	7-107-04	SPLIT FLANGE / 1 1/2 / HALF ONLY	2
7	6-5208-10	CAPSCREW 1/2 NC x 1 1/4 LG.	4
8	6-6214-08	LOCKWASHER 1/2 HI-COLLAR	REF
9	7-209-121	O-RING / 1 1/2 SPLIT FLANGE	1
10	6-7008-43	HOSE / 16 x 16 x 21 1/2 LG.	1
11	6-6453-19	FITTING / 16 OR x 16 JIC 90	1
12	6-6432-15	FITTING / 08 NPT x 08 JIC RN-TEE	2
13	6-6426-10	FITTING / 08 NPT x 06 JIC 45	1
14	7-356-01	RELIEF VALVE / GEAR PUMP	1
15	6-6450-12	FITTING / 08 OR x 08 JIC STR.	1
16	6-6454-06	FITTING / 08 OR x 08 JIC BR-TEE	1
17	6-6481-06	FITTING / 08 JIC SW-RN-TEE	1
18	6-6495-01	FITTING / 08 JIC x 04 JIC REDUCER	1
19	6-7022-172	HOSE / 04 x 04-90 x 86 LG.	1
20	7-256-27	MALE PRESSURE CHECK	1
21	6-7024-60	HOSE / 08 x 08-90 x 30 LG.	1
22	6-6436-01	FITTING / 20 OR x 20 NPT STR.	2
23	3-1376	MANIFOLD BLOCK	1
24	6-6452-10	FITTING / 16 OR x 16 JIC 45	1
25	6-7008-146	HOSE / 16 x 16 x 73 LG.	1
26	6-6452-21	FITTING / 20 OR x 16 JIC 45	1
27	6-6452-08	FITTING / 12 OR x 12 JIC 45	1
28	6-7156-188	HOSE / 12 x 16-90 SF x 94 LG.	1
29	7-158-36	SPLIT FLANGE / 1 IN. / HALF ONLY	2
30	6-5206-10	CAPSCREW 3/8 NC x 1 1/4 LG.	5
31	6-6211-06	LOCKWASHER 3/8	7
32	7-209-67	O-RING / 1 IN. SPLIT FLANGE	1
33	6-6450-33	FITTING / 16 OR x 10 JIC STR.	1
34	6-6453-09	FITTING / 08 OR x 08 JIC 90	3
35	6-6481-08	FITTING / 12 JIC SW-RN-TEE	1
36	6-6452-04	FITTING / 08 OR x 08 JIC 45	1
37	6-7004-70	HOSE / 08 x 08 x 35 LG.	1
38	7-161-01	SIGHT GAGE / OIL RESERVOIR	1
39	6-7014-88	HOSE / 08 x 08 x 44 LG.	1
40	6-6453-12	FITTING / 10 OR x 10 JIC 90	1
41	6-6450-14	FITTING / 12 OR x 08 JIC STR.	1
42	6-7203-194	HOSE / 06 x 06 x 97 LG.	REF
43	1-1215	MOUNT / PRESSURE CHECK PORT	1
44	6-5204-10	CAPSCREW 1/4 NC x 1 1/4 LG.	2
45	6-6211-04	LOCKWASHER 1/4	2
46	6-6201-04	HEX NUT 1/4 NC	2
47	4-1823	HYDRAULIC OIL RESERVOIR	1
48	7-354-01	CAP / FILLER-BREATHER	1
49	6-5206-12	CAPSCREW 3/8 NC x 1 1/2 LG.	2
50	6-6212-06	FLATWASHER 3/8	3
51	7-256-23	FILTER / RETURN	1

ITEM	NUMBER	DESCRIPTION	REQD
52	7-272-10	GAGE / RETURN FILTER	1
53	6-6406-14	FITTING / 20 NPT x 16 NPT REDUCER	1
54	7-256-05	ELEMENT / RETURN FILTER	1
55	6-6495-04	FITTING / 10 JIC x 06 JIC REDUCER	1



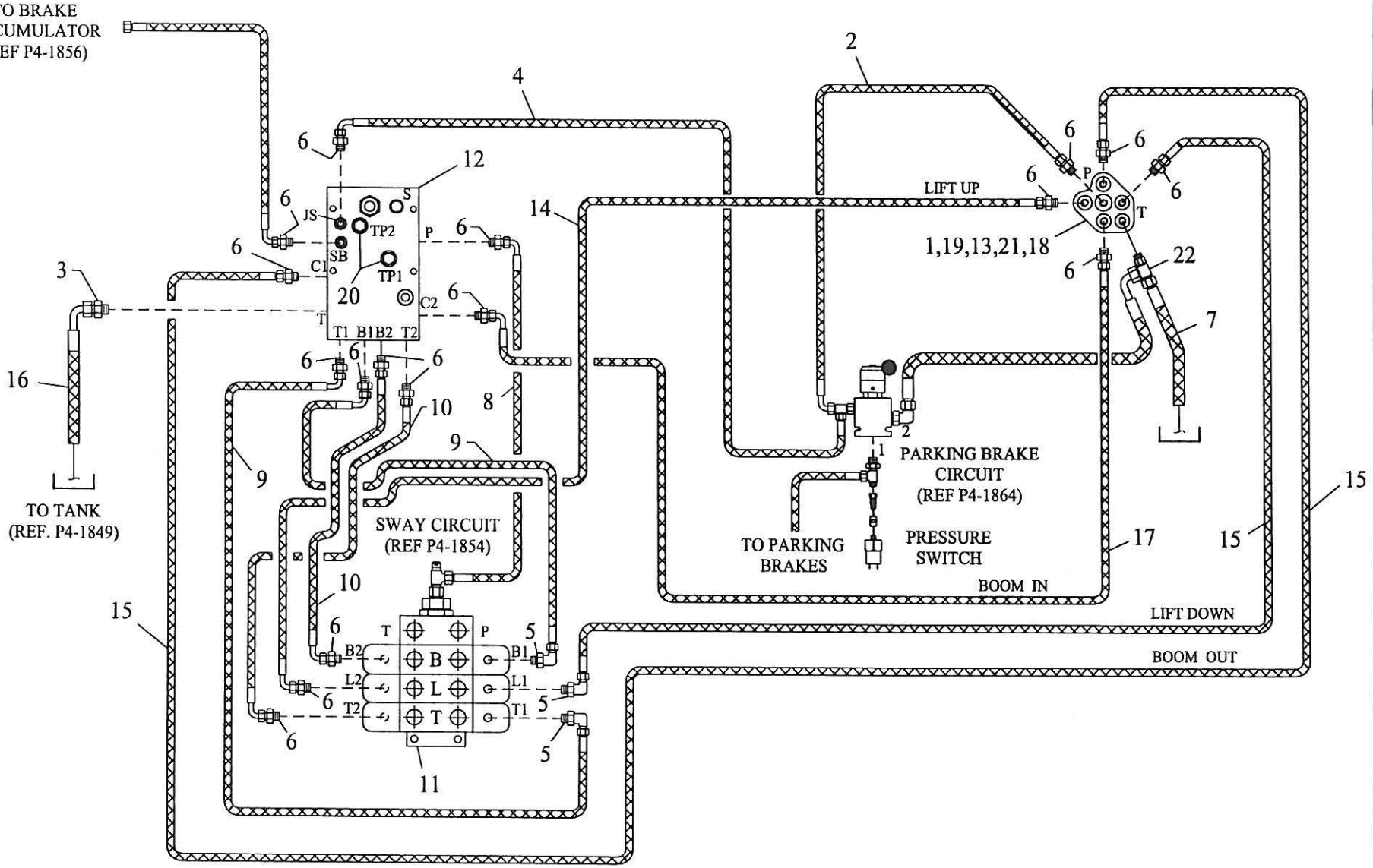
ITEM	NUMBER	DESCRIPTION	REQD
1	6-6450-16	FITTING / 10 OR x 10 JIC STR.	3
2	6-6453-12	FITTING / 10 OR x 10 JIC 90	1
3	6-6481-07	FITTING / 10 JIC SW-RN-TEE	2
4	6-7005-44	HOSE / 10 x 10 x 22 LG.	1
5	6-6452-17	FITTING / 12 OR x 10 JIC 45	2
6	6-7025-136	HOSE / 10 x 10-90 x 68 LG.	2
7	7-234-53	CARTRIDGE / COUNTERBALANCE	2
8	6-7025-44	HOSE / 10 x 10-90 x 22 LG.	1



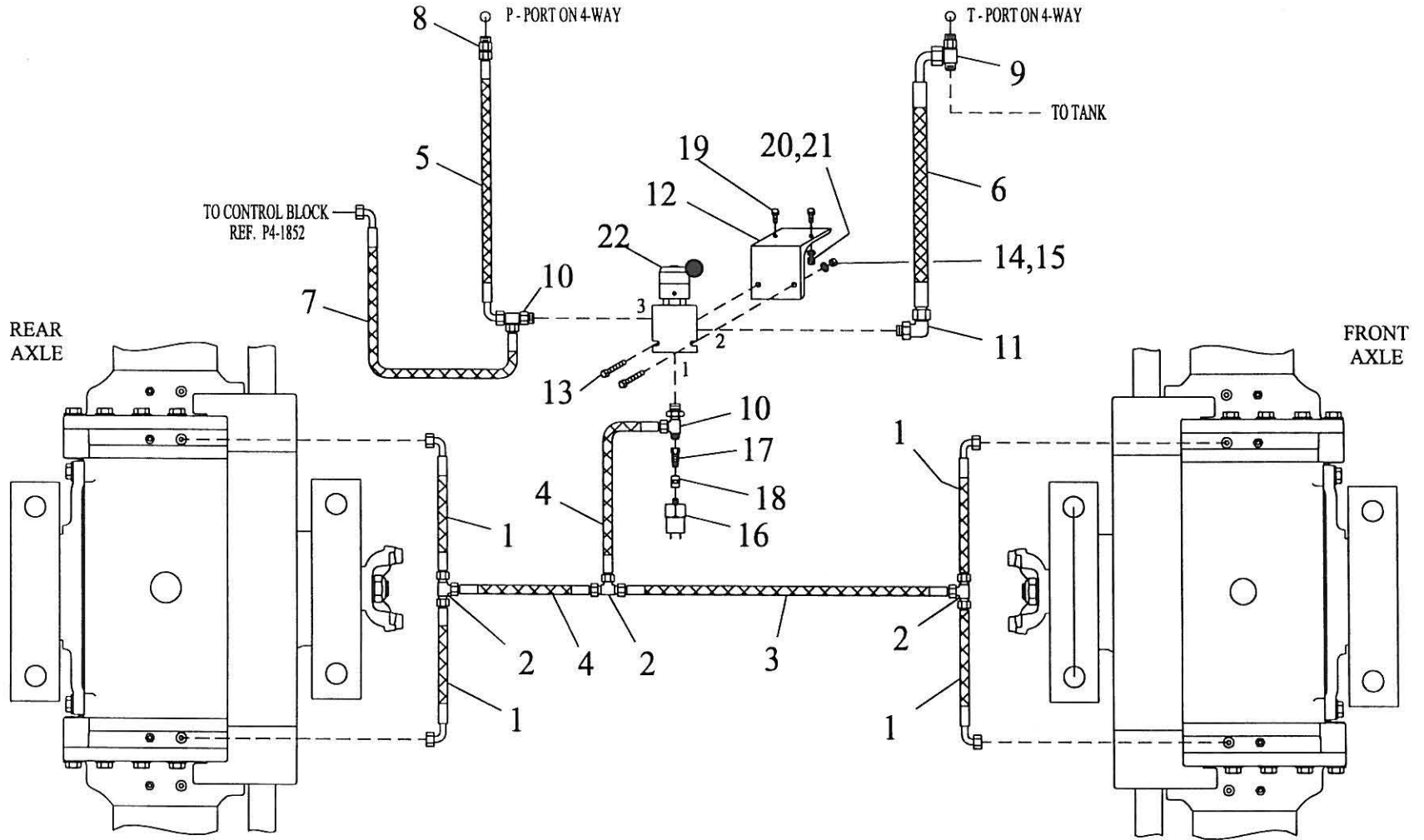
ITEM	NUMBER	DESCRIPTION	REQD
1	6-6453-10	FITTING / 10 OR x 08 JIC 90	1
2	6-6453-10	FITTING / 10 OR x 08 JIC 90	1
3	6-7044-190	HOSE / 10 x 08-90 x 95 LG.	2
4	6-6452-17	FITTING / 12 OR x 10 JIC 45	1
5	7-234-55	CARTRIDGE / CHECK	1
6	7-273-25	CLAMP HALF SET / 1/2 TWIN HOSE	1
7	7-273-26	COVER PLATE / 1/2 HOSE CLAMP	1
8	6-5205-14	CAPSCREW 5/16 NC x 1 3/4 LG.	1
9	6-6495-05	FITTING / 10 M. JIC x 12 F. JIC STR	1
10	6-6481-08	FITTING / 12 JIC SW-RN-TEE	1
11	7-372-03	CHECK VALVE	1
12	6-7026-50	HOSE / 12 x 12-90 x 25 LG.	1
13	7-372-02	CHECK VALVE	1
14	6-6485-04	FITTING / 12 OR x 12 F. JIC SW. STR	1
15	7-234-89	CAVITY PLUG	1

TO BRAKE
ACCUMULATOR
(REF P4-1856)

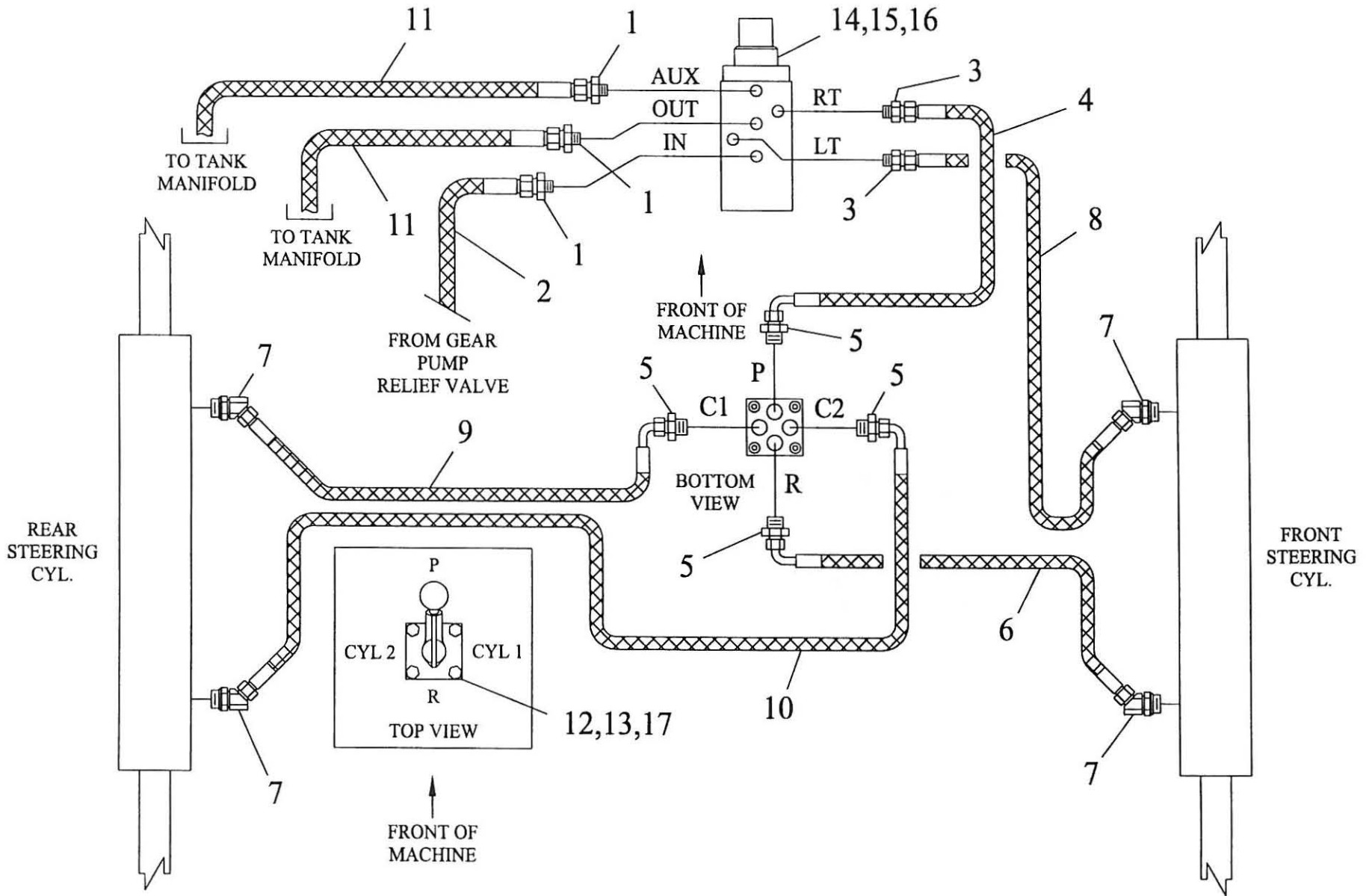
TO TANK
(REF. P4-1849)



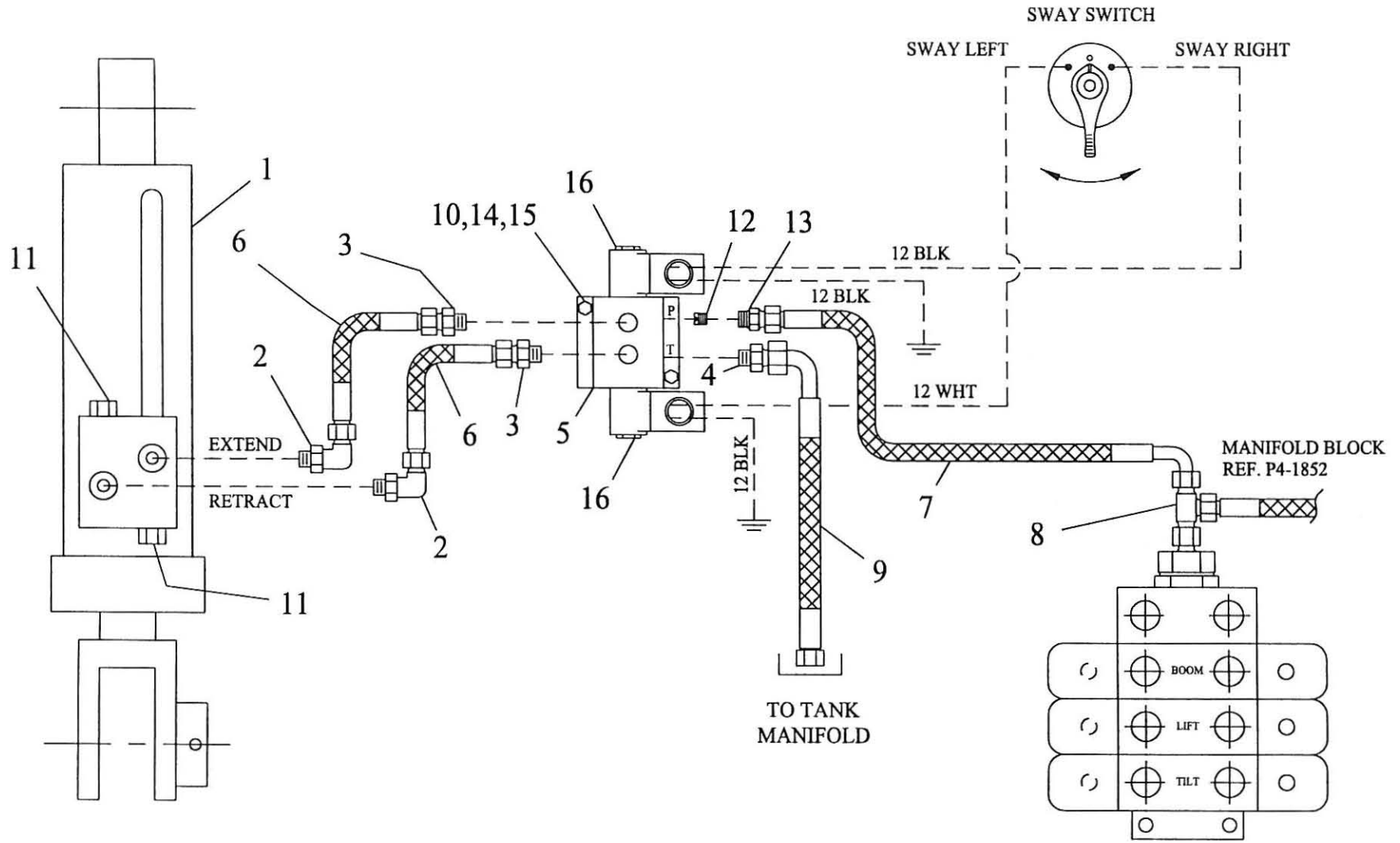
ITEM	NUMBER	DESCRIPTION	REQD
1	7-358-03	4-WAY CONTROLLER	1
2	6-7022-100	HOSE / 04 x 04-90 x 50 LG.	REF
3	6-6450-09	FITTING / 08 OR x 06 JIC STR.	1
4	6-7222-196	HOSE / 04 x 04-90 x 98 LG.	REF
5	6-6453-04	FITTING / 06 OR x 04 JIC 90	3
6	6-6450-05	FITTING / 06 OR x 04 JIC STR.	17
7	6-7133-128	HOSE / 08 x 08 x 64 LG.	1
8	6-7042-44	HOSE / 06 x 04-90 x 22 LG.	1
9	6-7222-48	HOSE / 04 x 04-90 x 24 LG.	2
10	6-7222-74	HOSE / 04 x 04-90 x 37 LG.	2
11	7-200-137	VALVE ASSEMBLY / 3 SECTION	1
12	7-234-90	CONTROL BLOCK ASSEMBLY	1
13	6-6212-04	FLATWASHER 1/4	4
14	6-7222-216	HOSE / 04 x 04-90 x 108 LG.	1
15	6-7202-182	HOSE / 04 x 04 x 91 LG.	2
16	6-7023-194	HOSE / 06 x 06-90 x 97 LG.	REF
17	6-7222-182	HOSE / 04 x 04-90 x 91 LG.	1
18	6-6201-04	HEX NUT 1/4 NC	4
19	7-290-03	CARRIAGE BOLT 1/4 NC x 1 LG.	4
20	7-256-33	MALE PRESSURE CHECK	2
21	6-6211-04	LOCKWASHER 1/4	4
22	6-6455-05	FITTING / 06 OR x 06 JIC RN. TEE	1



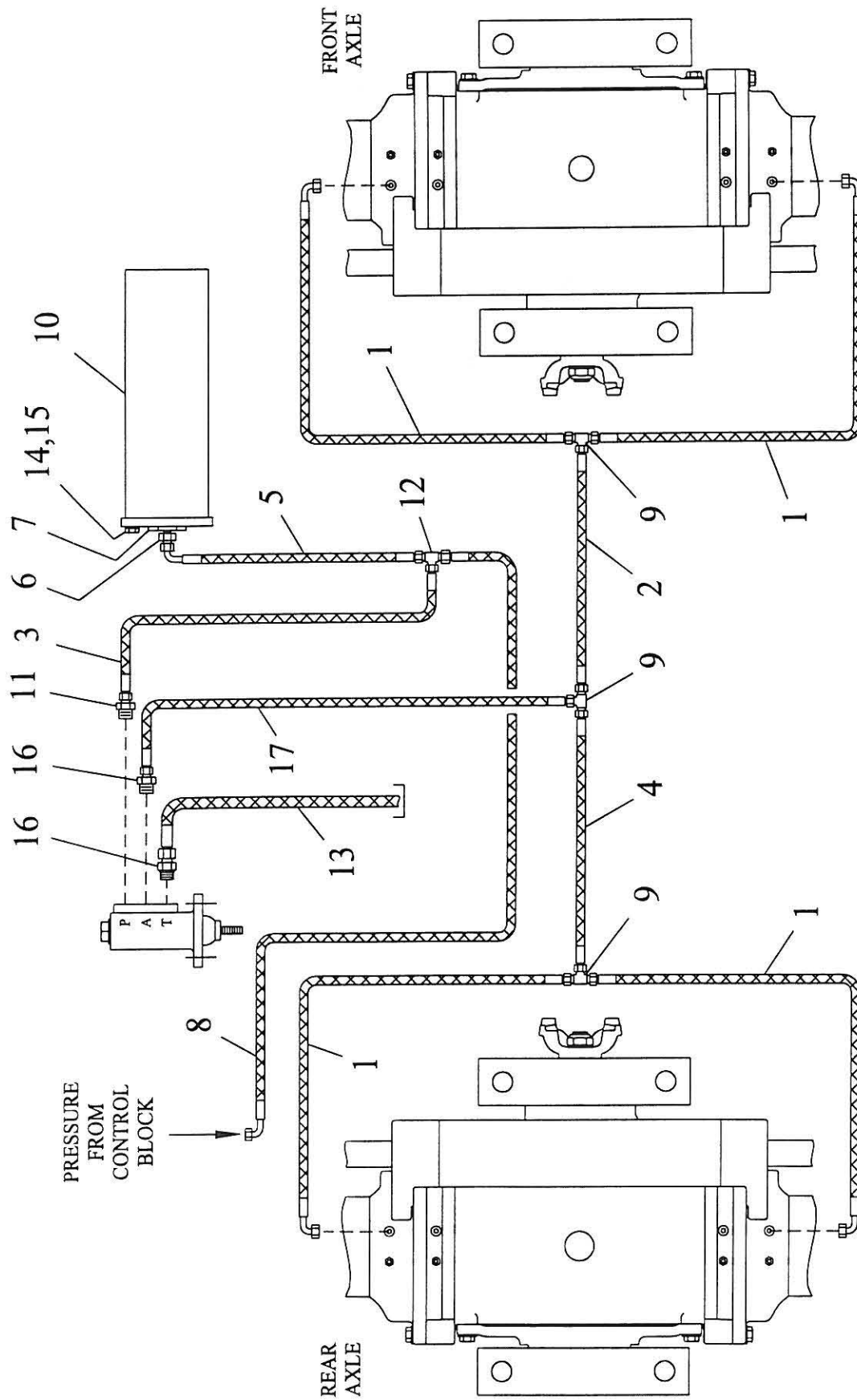
ITEM	NUMBER	DESCRIPTION	REQD
1	6-7022-16	HOSE / 04 x 04-90 x 8 LG.	4
2	6-6482-03	FITTING / 04 JIC TEE	3
3	6-7002-180	HOSE / 04 x 04 x 90 LG.	1
4	6-7002-100	HOSE / 04 x 04 x 50 LG.	2
5	6-7022-100	HOSE / 04 x 04-90 x 50 LG.	1
6	6-7023-100	HOSE / 06 x 06-90 x 50 LG.	1
7	6-7222-196	HOSE / 04 x 04-90 x 98 LG.	1
8	6-6450-05	FITTING / 06 OR x 04 JIC STR.	REF
9	6-6455-05	FITTING / 06 OR x 06 JIC RN. TEE	REF
10	6-6455-15	FITTING / 06 OR x 04 JIC RN. TEE	2
11	6-6453-06	FITTING / 06 OR x 06 JIC 90	1
12	2-1205	MOUNTING BRACKET / BRAKE VALVE	1
13	6-5204-16	CAPSCREW 1/4 NC x 2 LG.	2
14	6-6201-04	HEX NUT 1/4 NC	2
15	6-6211-04	LOCKWASHER 1/4	2
16	7-303-02	PRESSURE SWITCH / PARKING BRAKE	1
17	6-6486-01	FITTING / 02 NPT M. x 04 JIC SW.	1
18	6-6440-02	FITTING / 02 NPT COUPLER	1
19	6-5205-08	CAPSCREW 5/16 NC x 1 LG.	2
20	6-6201-05	HEX NUT 5/16 NC	2
21	6-6211-05	LOCKWASHER 5/16	2
22	7-358-08	VALVE / PARKING BRAKE	REF



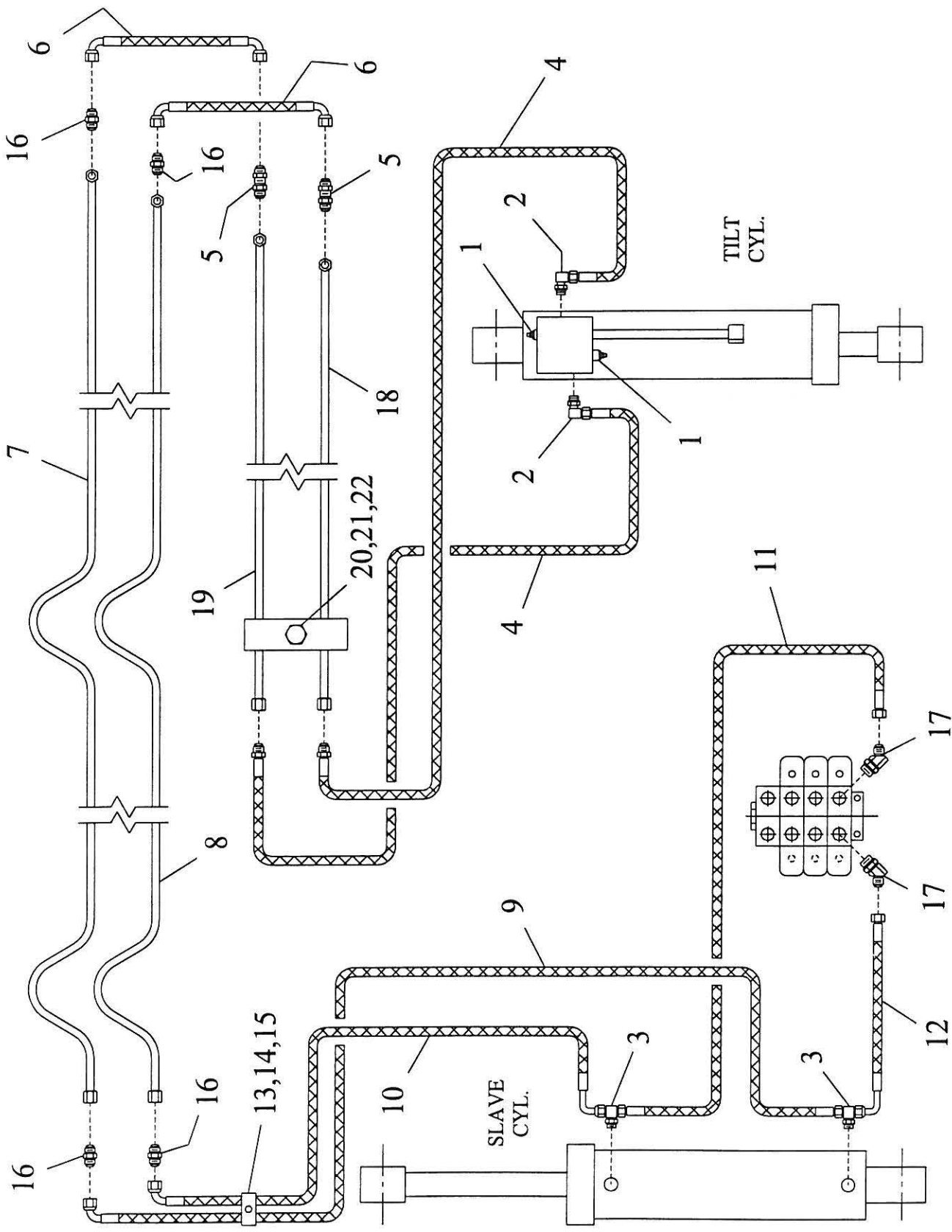
ITEM	NUMBER	DESCRIPTION	REQD
1	6-6450-11	FITTING / 06 OR x 08 JIC STR.	3
2	6-7024-112	HOSE / 08 x 08-90 x 56 LG.	1
3	6-6450-08	FITTING / 06 OR x 06 JIC STR.	2
4	6-7023-62	HOSE / 06 x 06-90 x 31 LG.	1
5	6-6450-09	FITTING / 08 OR x 06 JIC STR.	4
6	6-7023-252	HOSE / 06 x 06-90 x 126 LG.	1
7	6-6452-03	FITTING / 06 OR x 06 JIC 45	4
8	6-7003-232	HOSE / 06 x 06 x 116 LG.	1
9	6-7023-244	HOSE / 06 x 06-90 x 122 LG.	1
10	6-7023-272	HOSE / 06 x 06-90 x 136 LG.	1
11	6-7004-134	HOSE / 08 x 08 x 67 LG.	2
12	6-5205-06	CAPSCREW 5/16 NC x 3/4 LG.	4
13	6-6211-05	LOCKWASHER 5/16	4
14	6-5205-12	CAPSCREW 5/16 NC x 1 1/2 LG.	4
15	6-6211-05	LOCKWASHER 5/16	4
16	1-1029	SPACER / ORBITRAL	4
17	7-359-02	VALVE / STEERING SELECTOR	1



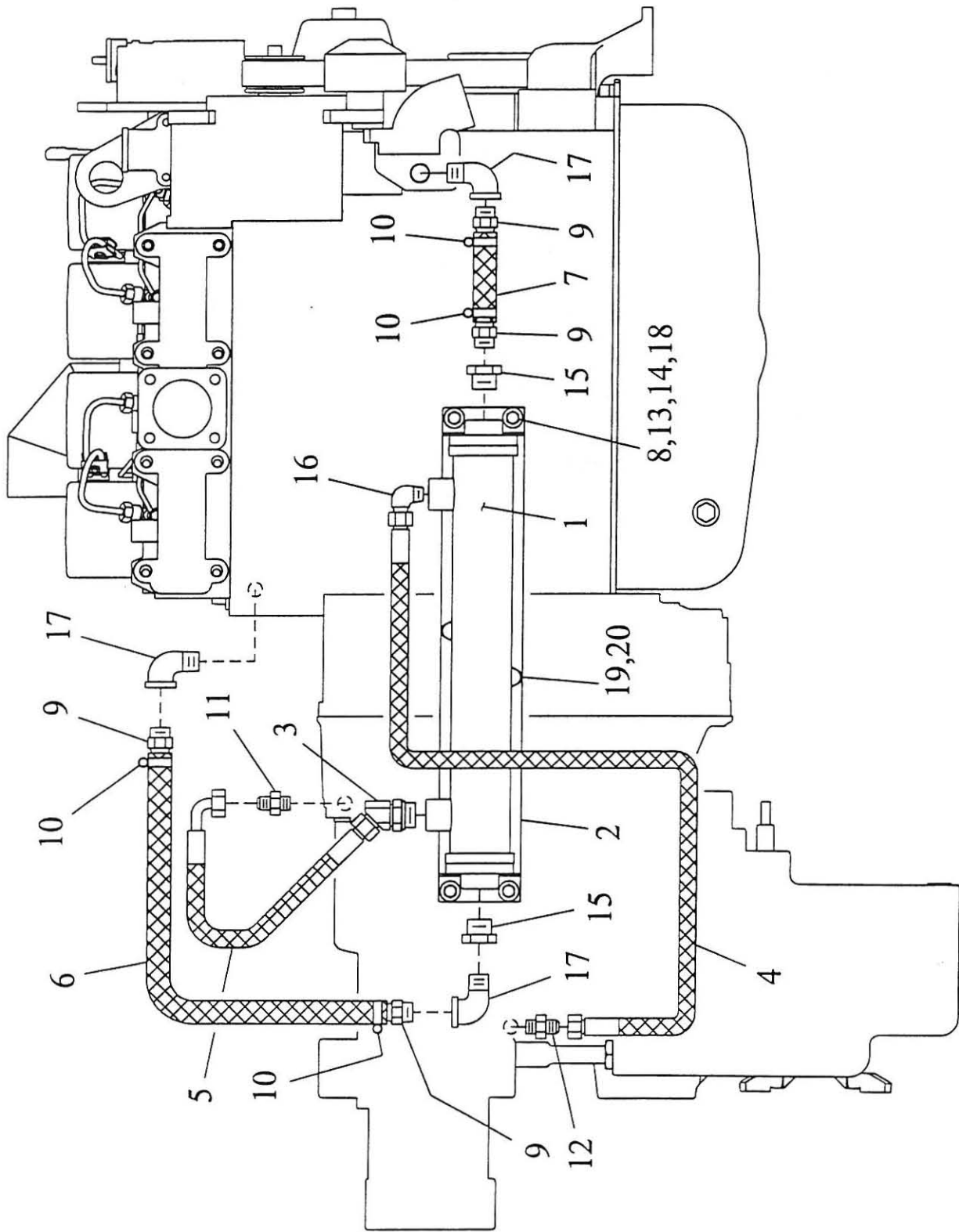
ITEM	NUMBER	DESCRIPTION	REQD
1	7-316-194	CYLINDER / SWAY	REF
2	6-6453-06	FITTING / 06 OR x 06 JIC 90	2
3	6-6450-08	FITTING / 06 OR x 06 JIC STR.	2
4	6-6450-11	FITTING / 06 OR x 08 JIC STR.	1
5	7-244-31	ELECTRIC VALVE / SWAY	1
6	6-7003-56	HOSE / 06 x 06 x 28 LG.	2
7	6-7023-290	HOSE / 06 x 06-90 x 145 LG.	1
8	6-6481-05	FITTING / 06 JIC SW-RN-TEE	1
9	6-7024-164	HOSE / 08 x 08-90 x 82 LG.	1
10	6-5204-14	CAPSCREW 1/4 NC x 1 3/4 LG.	2
11	7-234-18	CARTRIDGE / CHECK	2
12	1-1093-1	RESTRICTOR PLUG (.040)	1
13	1-1219	RESTRICTOR FITTING	1
14	6-6211-04	LOCKWASHER 1/4	2
15	6-6212-04	FLATWASHER 1/4	2
16	7-244-27	DIN CONNECTOR	2



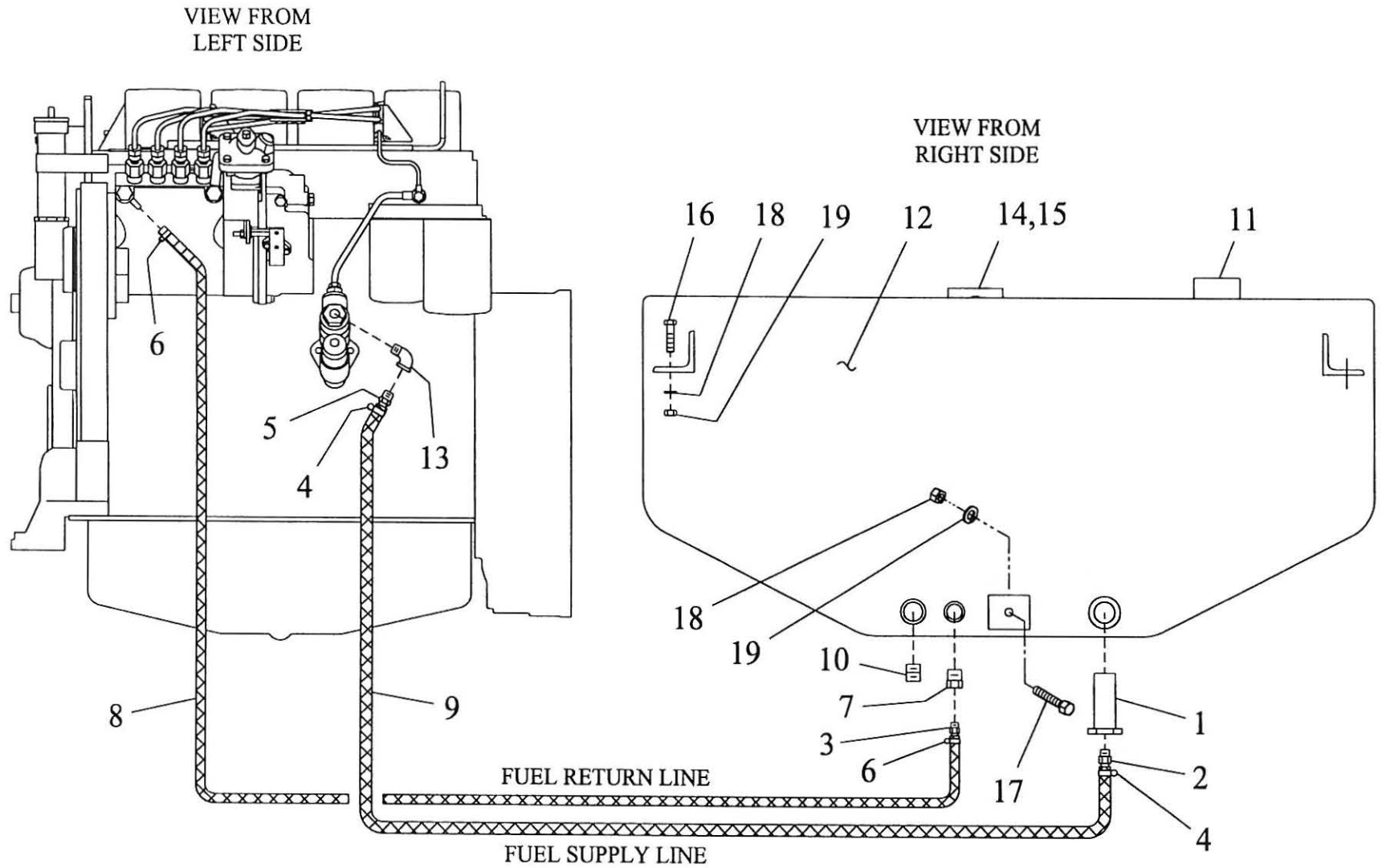
ITEM	NUMBER	DESCRIPTION	REQD
1	6-7242-22	HOSE / 06 x 04-90 x 11 LG.	4
2	6-7003-130	HOSE / 06 x 06 x 65 LG.	1
3	6-7002-100	HOSE / 04 x 04 x 50 LG.	1
4	6-7003-150	HOSE / 06 x 06 x 75 LG.	1
5	6-7022-154	HOSE / 04 x 04-90 x 77 LG.	1
6	6-6425-03	FITTING / 02 NPT x 04 JIC STR.	1
7	1-2014	FITTING / 20 OR x 02 NPT REDUCER	1
8	6-7022-160	HOSE / 04 x 04-90 x 80 LG.	1
9	6-6482-05	FITTING / 06 JIC TEE	3
10	7-256-25	ACCUMULATOR / BRAKE	1
11	6-6450-06	FITTING / 08 OR x 04 JIC STR.	1
12	6-6482-03	FITTING / 04 JIC TEE	1
13	6-7013-120	HOSE / 06 x 08 x 60 LG.	1
14	6-5308-08	CAPSCREW 1/2 NF x 1 LG.	3
15	6-6211-08	LOCKWASHER 1/2	3
16	6-6450-09	FITTING / 08 OR x 06 JIC STR.	2
17	6-7003-100	HOSE / 06 x 06 x 50 LG.	1



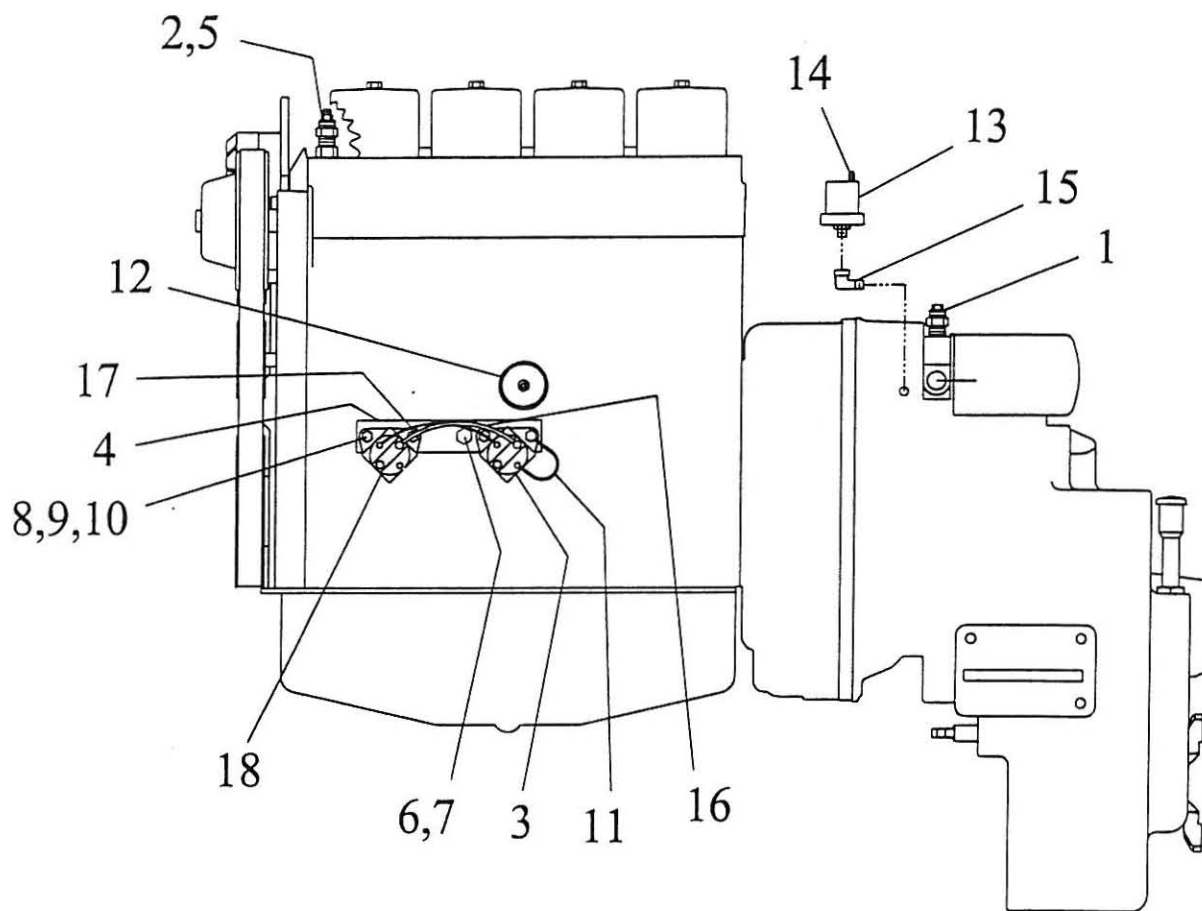
ITEM	NUMBER	DESCRIPTION	REQD
1	7-234-53	CARTRIDGE / COUNTERBALANCE	2
2	6-6453-09	FITTING / 08 OR x 08 JIC 90	2
3	6-6454-06	FITTING / 08 OR x 08 JIC BR-TEE	2
4	7-256-34	BONDED HOSE / 08 x 10 x 318 LG.	1
5	6-6475-07	FITTING / 10 JIC BH UNION	2
6	6-7060-28	HOSE / 10-90 x 10-90 x 14 LG.	2
7	4-1826-2	FORMED TUBING	1
8	4-1826-4	FORMED TUBING	1
9	6-7034-150	HOSE / 08 x 10-90 x 75 LG.	1
10	6-7064-116	HOSE / 08-90 x 10-90 x 58 LG.	1
11	6-7014-208	HOSE / 08 x 10 x 104 LG.	1
12	6-7044-160	HOSE / 10 x 08-90 x 80 LG.	1
13	7-273-25	CLAMP HALF SET / 1/2 TWIN HOSE	1
14	7-273-26	COVER PLATE / 1/2 HOSE CLAMP	1
15	6-5205-14	CAPSCREW 5/16 NC x 1 3/4 LG.	1
16	7-299-09	FITTING / 10 x 10 TUBE UNION	4
17	6-6452-17	FITTING / 12 OR x 10 JIC 45	2
18	4-1885-1	FORMED TUBE / SHORT	1
19	4-1885-2	FORMED TUBE / LONG	1
20	7-273-27	CLAMP HALF SET / 3/8 TWIN HOSE	1
21	6-5606-14	CAPSCREW SH 3/8 NC x 1 3/4 LG.	1
22	6-6205-06	SELF LOCKING NUT 3/8 NC	1



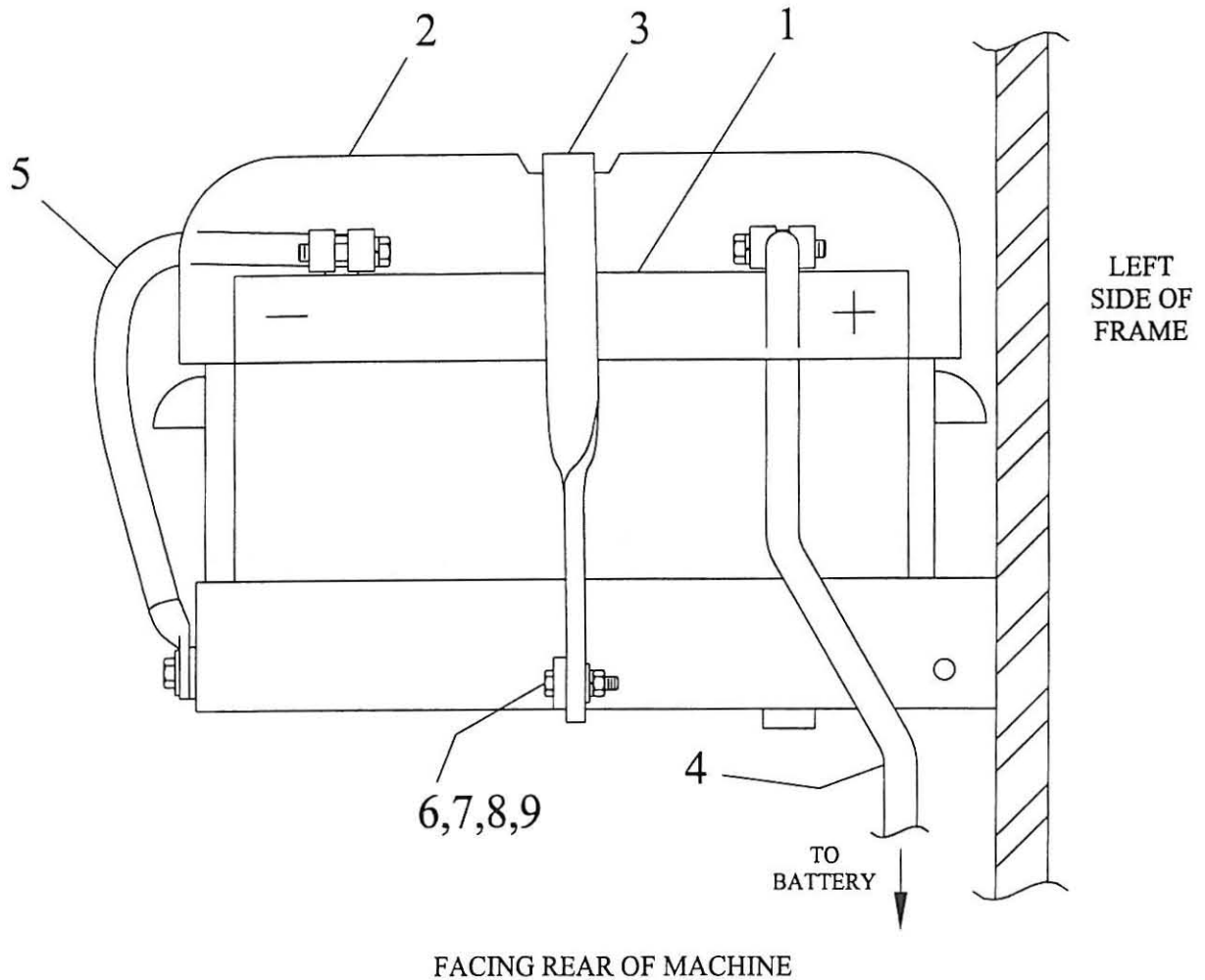
ITEM	NUMBER	DESCRIPTION	REQD
1	7-103-01	OIL COOLER	1
2	3-1365	MOUNT / OIL COOLER	1
3	6-6426-25	FITTING / 12 NPT x 10 JIC 45	1
4	6-7006-64	HOSE / 12 x 12 x 32 LG.	1
5	6-7025-82	HOSE / 10 x 10-90 x 41 LG.	1
6	6-9611-400	HOSE-HEATER 3/4 x 50 LG.	1
7	6-9611-72	HOSE-HEATER 3/4 x 9 LG.	1
8	6-6211-05	LOCKWASHER 5/16	4
9	6-6423-18	HOSE END / 12-08 MALE PIPE	4
10	6-6252-04	HOSE CLAMP / NO. 12	4
11	6-6450-16	FITTING / 10 OR x 10 JIC STR	1
12	6-6450-20	FITTING / 12 OR x 12 JIC STR.	1
13	6-6201-05	HEX NUT 5/16 NC	4
14	6-6212-05	FLATWASHER 5/16	4
15	6-6406-07	FITTING / NPT REDUCER 3/4 x 1/2	2
16	6-6427-18	FITTING / 12 NPT x 12 JIC 90	1
17	6-6437-04	FITTING / 08 NPT ST. ELB BLK-P	3
18	6-5205-08	CAPSCREW 5/16 NC x 1 LG.	4
19	6-8512-25	CAPSCREW 12mm x 1.75 x 25mm LG.	2
20	6-9111-12	LOCKWASHER 12mm	2



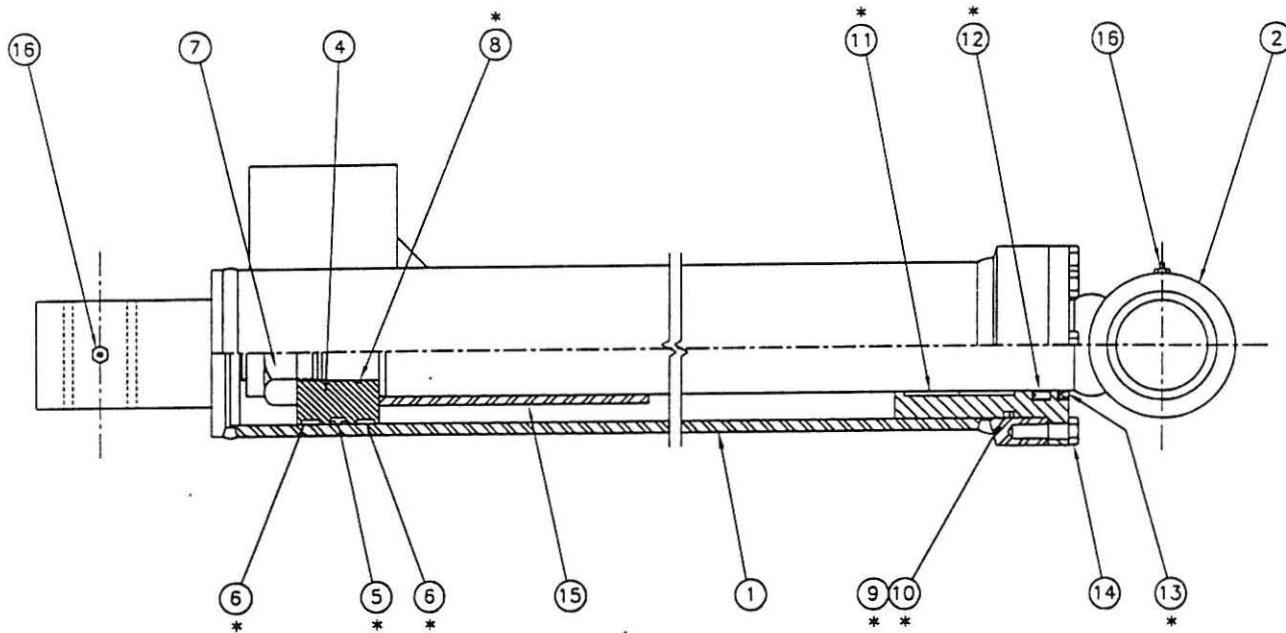
ITEM	NUMBER	DESCRIPTION	REQD
1	7-272-05	FUEL STRAINER	1
2	6-6423-10	FITTING / 08 x 06 BRASS HOSE END	1
3	6-6423-04	FITTING / 02 x 05 BRASS HOSE END	1
4	6-6252-20	HOSE CLAMP / NO. 2	2
5	6-6423-08	FITTING / 04 x 06 BRASS HOSE END	1
6	6-6252-20	HOSE CLAMP / NO. 2	2
7	6-6406-06	FITTING / 08 NPT x 02 NPT REDUCER	1
8	6-9621-512	HOSE-FUEL 5/16 x 64 LG.	1
9	6-9605-320	HOSE-FUEL 3/8 x 40 LG.	1
10	6-6408-06	FITTING / NPT FLUSH PLUG / 3/4	1
11	7-264-01	FILLER CAP / FUEL	1
12	4-1824	FUEL TANK	1
13	6-6422-03	FITTING / 04 NPT 90 ST. ELB. BRASS	1
14	7-172-03	FUEL SENDER	1
15	6-6284-07	MACHINE SCREW #10-32 x 1/2 LG.	5
16	6-5206-12	CAPSCREW 3/8 NC x 1 1/2 LG.	2
17	6-5206-16	CAPSCREW 3/8 NC x 2 LG.	1
18	6-6211-06	LOCKWASHER 3/8	3
19	6-6201-06	HEX NUT 3/8 NC	3



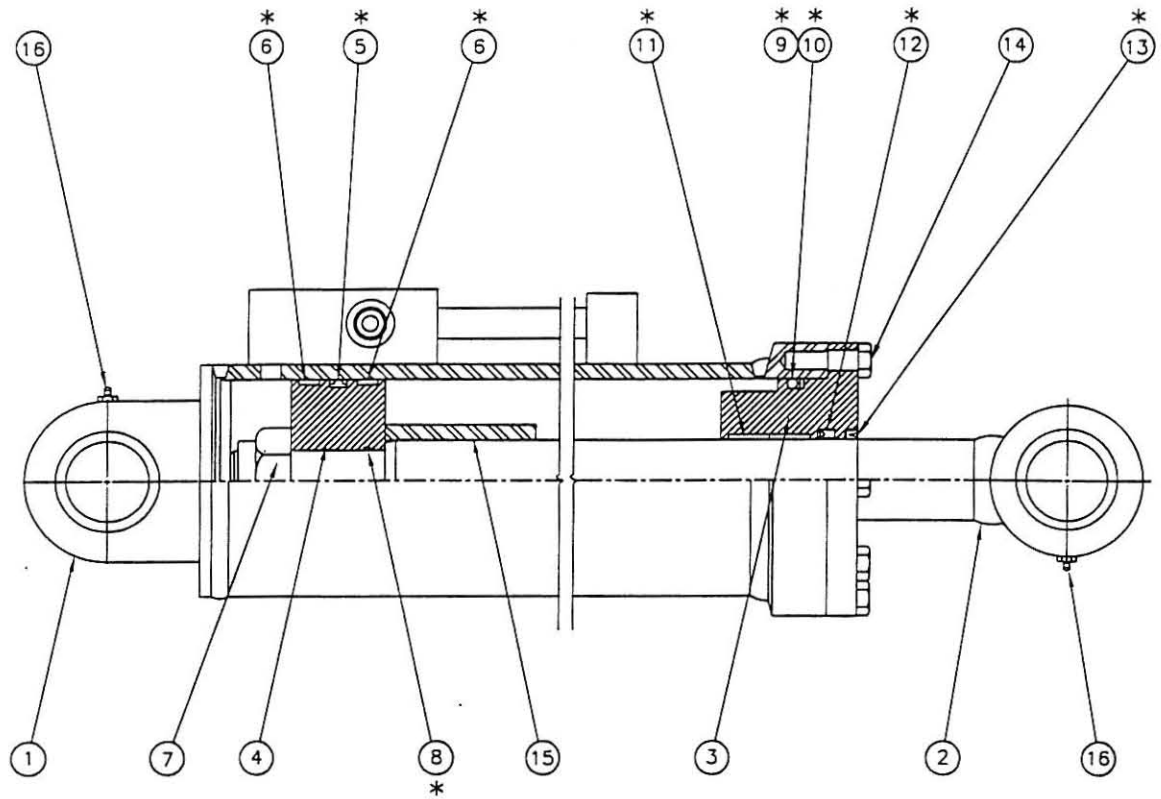
ITEM	NUMBER	DESCRIPTION	REQD
1	7-172-17	SENDER / TRANS. OIL TEMP.	1
2	7-172-09	SENDER / ENGINE WATER TEMP.	1
3	7-183-18	RELAY / STARTER	1
4	2-1220	MOUNT / STARTER RELAY	1
5	6-6406-04	FITTING / NPT REDUCER 1/2 x 3/8	1
6	6-8508-25	CAPSCREW 8mm x 1.25 x 25mm LG.	1
7	6-9111-08	LOCKWASHER 8mm	1
8	6-5204-04	CAPSCREW 1/4 NC x 1/2 LG.	4
9	6-6211-04	LOCKWASHER 1/4	4
10	6-6212-04	FLATWASHER 1/4	4
11	1-1094	GROUND WIRE / STARTER RELAY	REF
12	7-172-05	SENDER / ENGINE OIL PRESSURE	1
13	7-172-16	SENDER / TRANS. OIL PRESSURE	1
14	6-6286-06	HEX NUT #10-32	1
15	6-6422-01	FITTING / 02 NPT 90 BRASS ST. ELB.	1
16	2-1221	JUMPER WIRE ASSEMBLY / 8 RED	1
17	2-1222	JUMPER WIRE ASSEMBLY / 12 BLACK	1
18	7-319-21	RELAY / STARTER	1



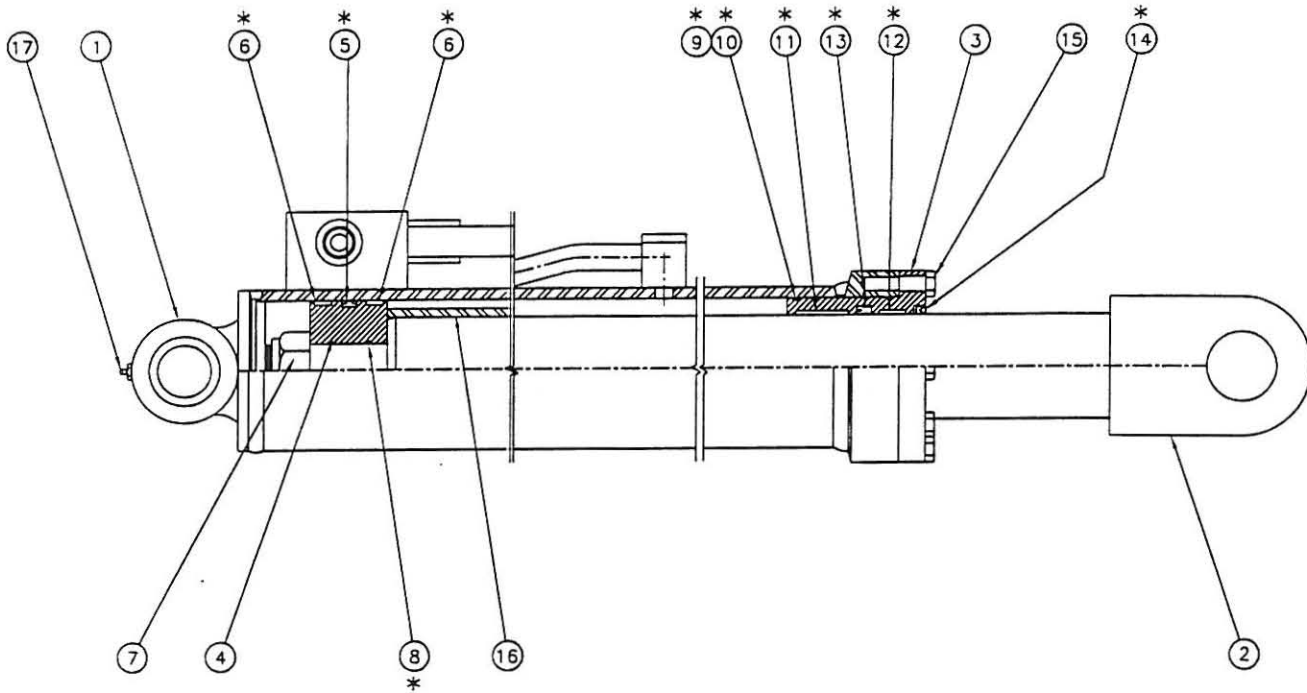
ITEM	NUMBER	DESCRIPTION	REQD
1	7-355-01	BATTERY	1
2	7-194-60	BATTERY BOX	1
3	7-330-03	TIE DOWN / 24 LG.	1
4	6-7801-180B	BATTERY CABLE / RED (POSITIVE)	1
5	6-7806-32B	BATTERY CABLE / BLACK (NEGATIVE)	1
6	6-5204-10	CAPSCREW 1/4 NC x 1 1/4 LG.	1
7	6-6212-04	FLATWASHER 1/4	1
8	6-6211-04	LOCKWASHER 1/4	1
9	6-6201-04	HEX NUT 1/4 NC.	1



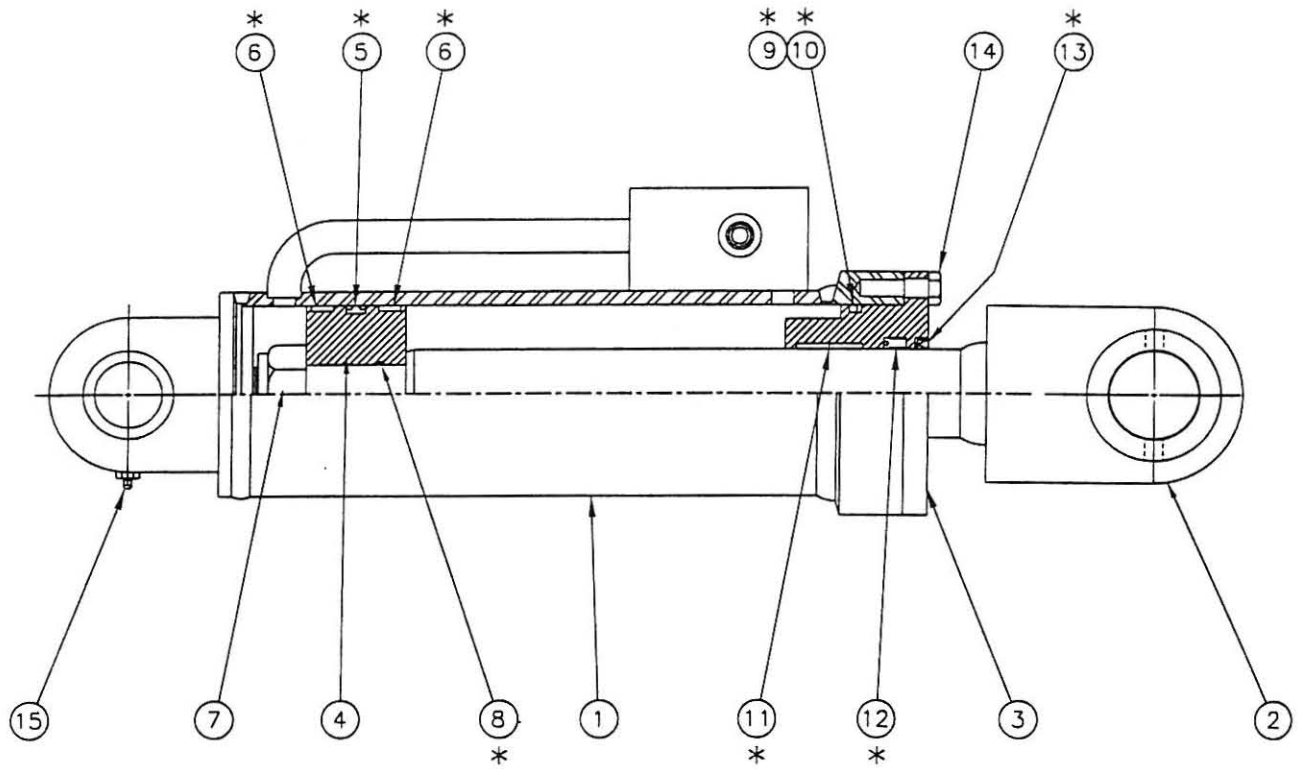
ITEM	NUMBER	DESCRIPTION	REQD
1	7-316-281	BARREL ASSEMBLY	1
2	7-316-202	ROD ASSEMBLY	1
3	7-316-284	HEAD	1
4	7-316-283	PISTON	1
5	7-316-53	SEAL / PISTON (*)	1
6	7-316-213	WEAR RING / PISTON (*)	2
7	7-316-73	SELF-LOCKING NUT	1
8	7-316-80	O-RING (*)	1
9	7-316-85	O-RING / HEAD (*)	1
10	7-316-86	BACK-UP RING / HEAD (*)	1
11	7-316-215	WEAR RING / HEAD (*)	2
12	7-316-29	ROD SEAL (*)	1
13	7-316-35	WIPER / SHAFT (*)	1
14	7-316-95	HEX HEAD CAPSCREW	8
15	7-316-282	STROKE LIMITER	1
16	7-316-150	LUBE FITTING	3
17			
18	7-900-72	SEAL KIT / ITEMS MARKED (*)	REF



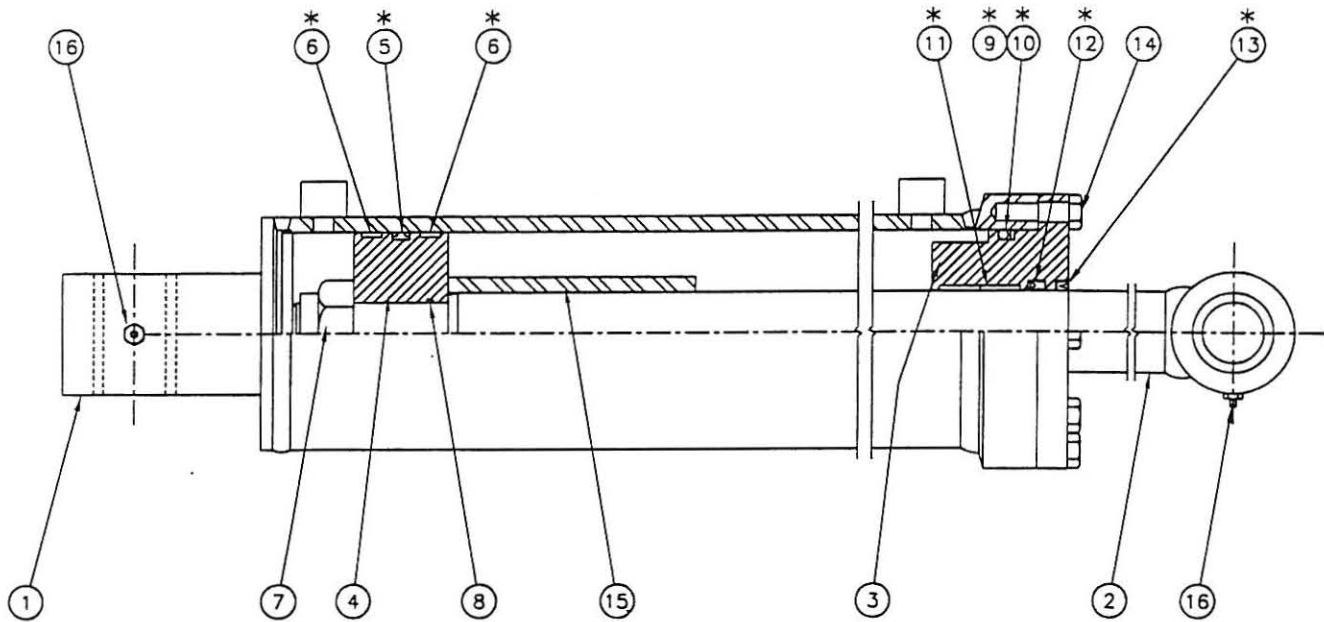
ITEM	NUMBER	DESCRIPTION	REQD
1	7-316-279	BARREL ASSEMBLY	1
2	7-316-280	ROD ASSEMBLY	1
3	7-316-277	HEAD	1
4	7-316-278	PISTON	1
5	7-316-217	SEAL / PISTON (*)	1
6	7-316-219	WEAR RING / PISTON (*)	2
7	7-316-73	SELF-LOCKING NUT	1
8	7-316-80	O-RING (*)	1
9	7-316-218	O-RING / HEAD (*)	1
10	7-316-220	BACK-UP RING / HEAD (*)	1
11	7-316-212	WEAR RING / HEAD (*)	2
12	7-316-19	ROD SEAL (*)	1
13	7-316-216	WIPER / SHAFT (*)	1
14	7-316-97	HEX HEAD CAPSCREW	8
15	7-316-276	STROKE LIMITER	1
16	7-316-150	LUBE FITTING	2
17			
18	7-900-74	SEAL KIT / ITEMS MARKED (*)	REF



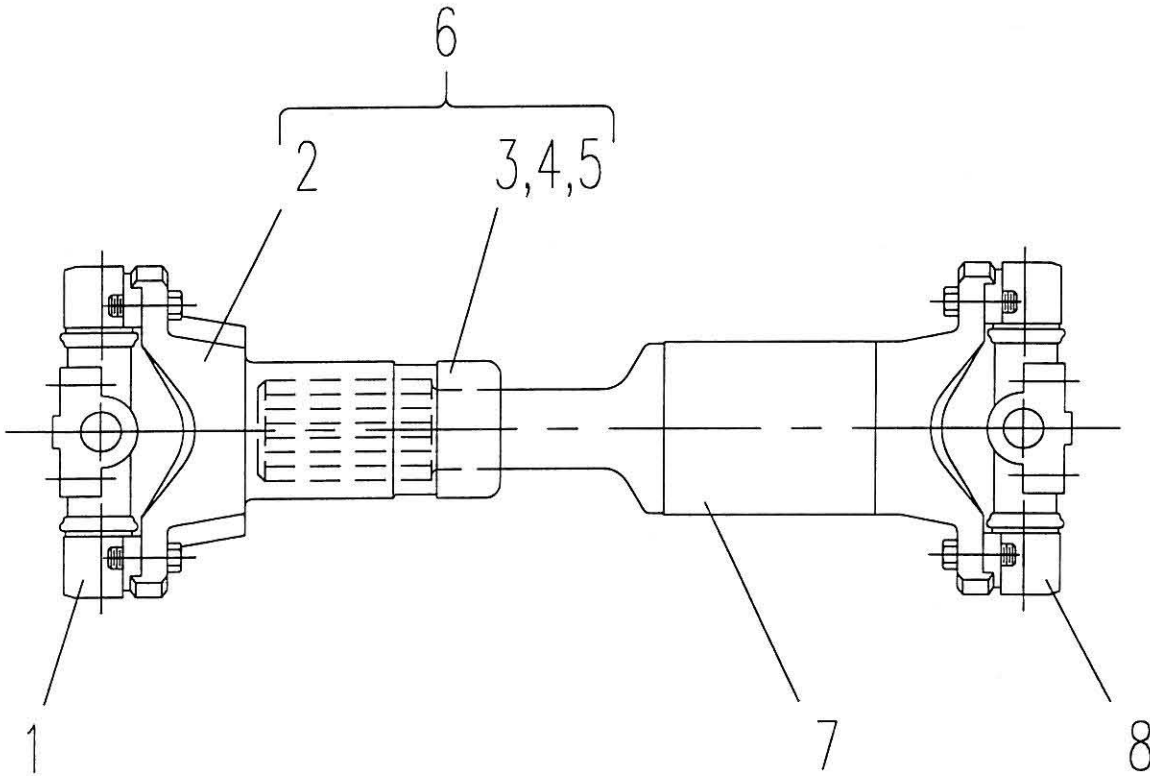
ITEM	NUMBER	DESCRIPTION	REQD
1	7-316-269	BARREL ASSEMBLY	1
2	7-316-270	ROD ASSEMBLY	1
3	7-316-273	HEAD	1
4	7-316-108	PISTON	1
5	7-316-53	SEAL / PISTON	(*) 1
6	7-316-213	WEAR RING / PISTON	(*) 2
7	7-316-74	SELF-LOCKING NUT	1
8	7-316-87	O-RING	(*) 1
9	7-316-85	O-RING / HEAD	(*) 1
10	7-316-86	BACK-UP RING / HEAD	(*) 1
11	7-316-50	WEAR RING / HEAD	(*) 2
12	7-316-214	WEAR RING / HEAD	(*) 1
13	7-316-30	ROD SEAL	(*) 1
14	7-316-36	WIPER / SHAFT	(*) 1
15	7-316-272	HEX HEAD CAPSCREW	8
16	7-316-271	STROKE LIMITER	1
17	7-316-150	LUBE FITTING	1
18			
19	7-900-73	SEAL KIT / ITEMS MARKED	(*) REF



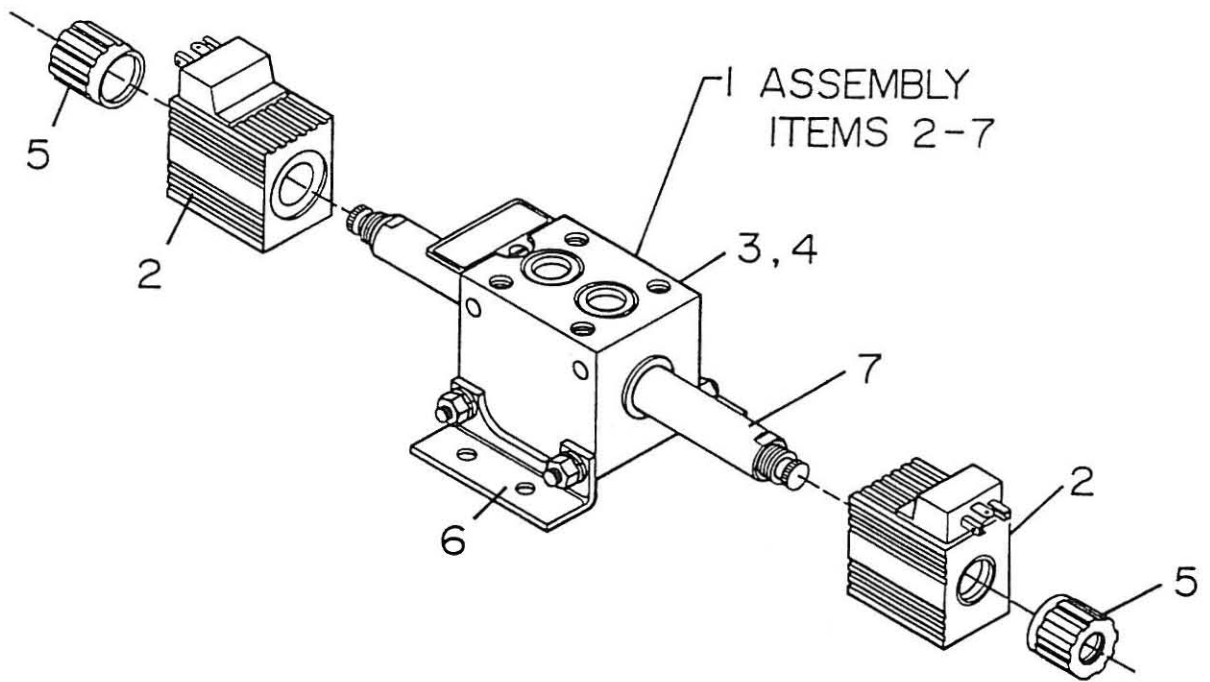
ITEM	NUMBER	DESCRIPTION	REQD
1	7-316-285	BARREL ASSEMBLY	1
2	7-316-286	ROD ASSEMBLY	1
3	7-316-287	HEAD	1
4	7-316-108	PISTON	1
5	7-316-53	SEAL / PISTON	(*) 1
6	7-316-213	WEAR RING / PISTON	(*) 2
7	7-316-74	SELF-LOCKING NUT	1
8	7-316-87	O-RING	(*) 1
9	7-316-85	O-RING / HEAD	(*) 1
10	7-316-86	BACK-UP RING / HEAD	(*) 1
11	7-316-43	WEAR RING / HEAD	(*) 2
12	7-316-19	ROD SEAL	(*) 1
13	7-316-216	WIPER / SHAFT	(*) 1
14	7-316-95	HEX HEAD CAPSCREW	8
15	7-316-150	LUBE FITTING	1
16			
17	7-900-76	SEAL KIT / ITEMS MARKED	(*) REF



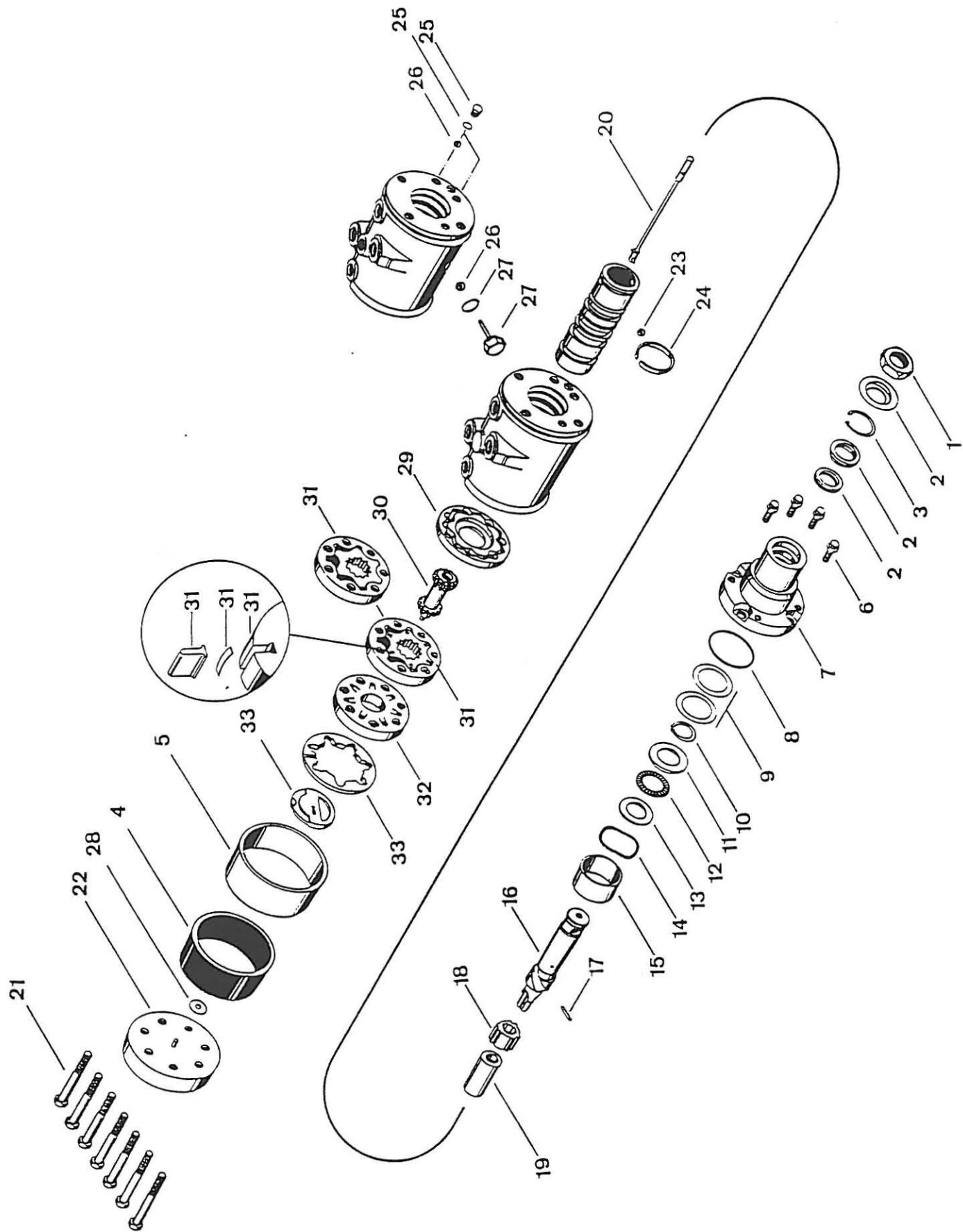
ITEM	NUMBER	DESCRIPTION	REQD
1	7-316-274	BARREL ASSEMBLY	1
2	7-316-275	ROD ASSEMBLY	1
3	7-316-277	HEAD	1
4	7-316-278	PISTON	1
5	7-316-217	SEAL / PISTON	(*) 1
6	7-316-219	WEAR RING / PISTON	(*) 2
7	7-316-73	SELF-LOCKING NUT	1
8	7-316-80	O-RING	(*) 1
9	7-316-218	O-RING / HEAD	(*) 1
10	7-316-220	BACK-UP RING / HEAD	(*) 1
11	7-316-212	WEAR RING / HEAD	(*) 2
12	7-316-19	ROD SEAL	(*) 1
13	7-316-216	WIPER / SHAFT	(*) 1
14	7-316-97	HEX HEAD CAPSCREW	8
15	7-316-276	STROKE LIMITER	1
16	7-316-150	LUBE FITTING	2
17			
18	7-900-72	SEAL KIT / ITEMS MARKED	(*) REF



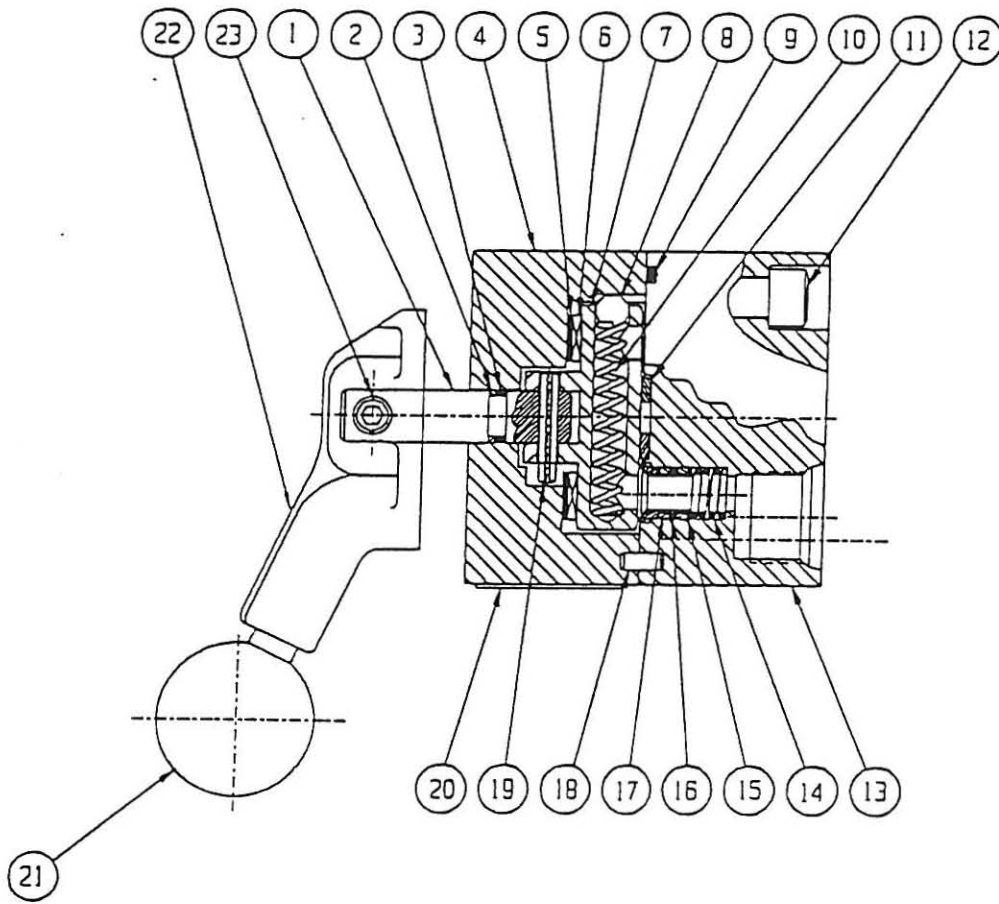
ITEM	NUMBER	DESCRIPTION	REQD
1	7-196-42	CROSS & BEARING ASSEMBLY	1
2	7-196-14	SLIP YOKE	1
3	7-196-15	RETAINING CAP	1
4	7-196-16	RETAINING WASHER	1
5	7-196-17	FELT WASHER	1
6	7-196-13	SLIP YOKE ASSY (ITEMS 2 THRU 5)	1
7	7-196-43	TUBE WELDMENT	1
8	7-196-42	CROSS & BEARING ASSEMBLY	1
9	7-196-41	DRIVESHAFT ASSY (ITEMS 1 THRU 8)	REF



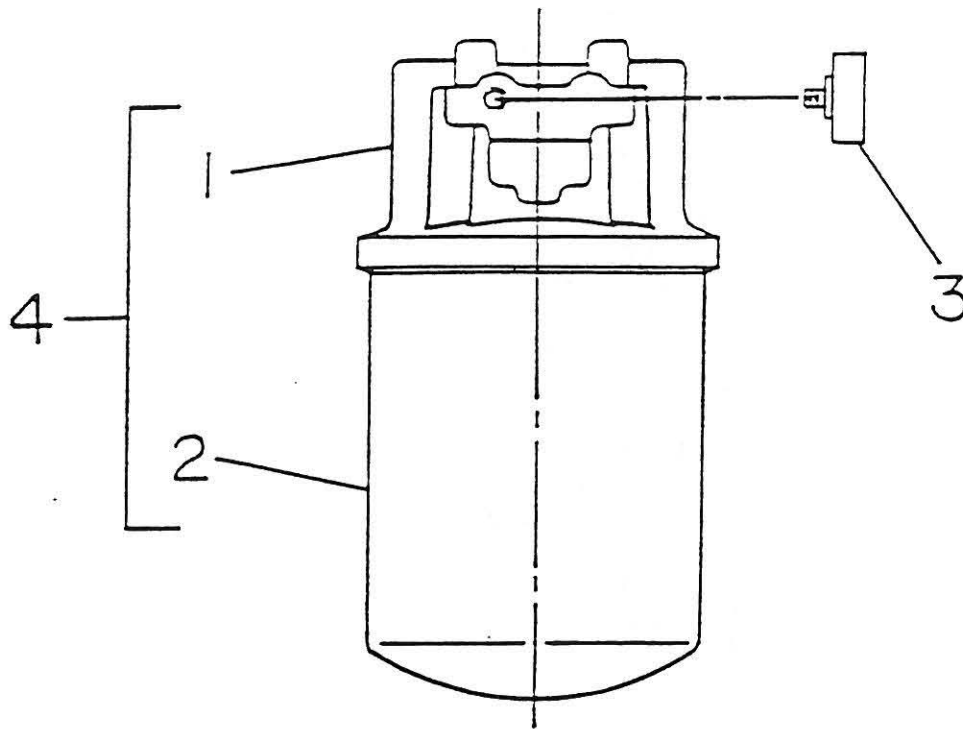
ITEM	NUMBER	DESCRIPTION	REQD
1	7-244-31	ELECTRIC VALVE ASSY / 4-WAY	1
2	7-244-40	COIL / DIN	2
3	7-244-17	SPOOL	1
4	7-244-18	VALVE BODY	1
5	7-244-19	END CAP	2
6	7-244-44	BRACKET ASSEMBLY	1
7	7-244-24	TUBES & PIN / SPOOL ACTUATING	1



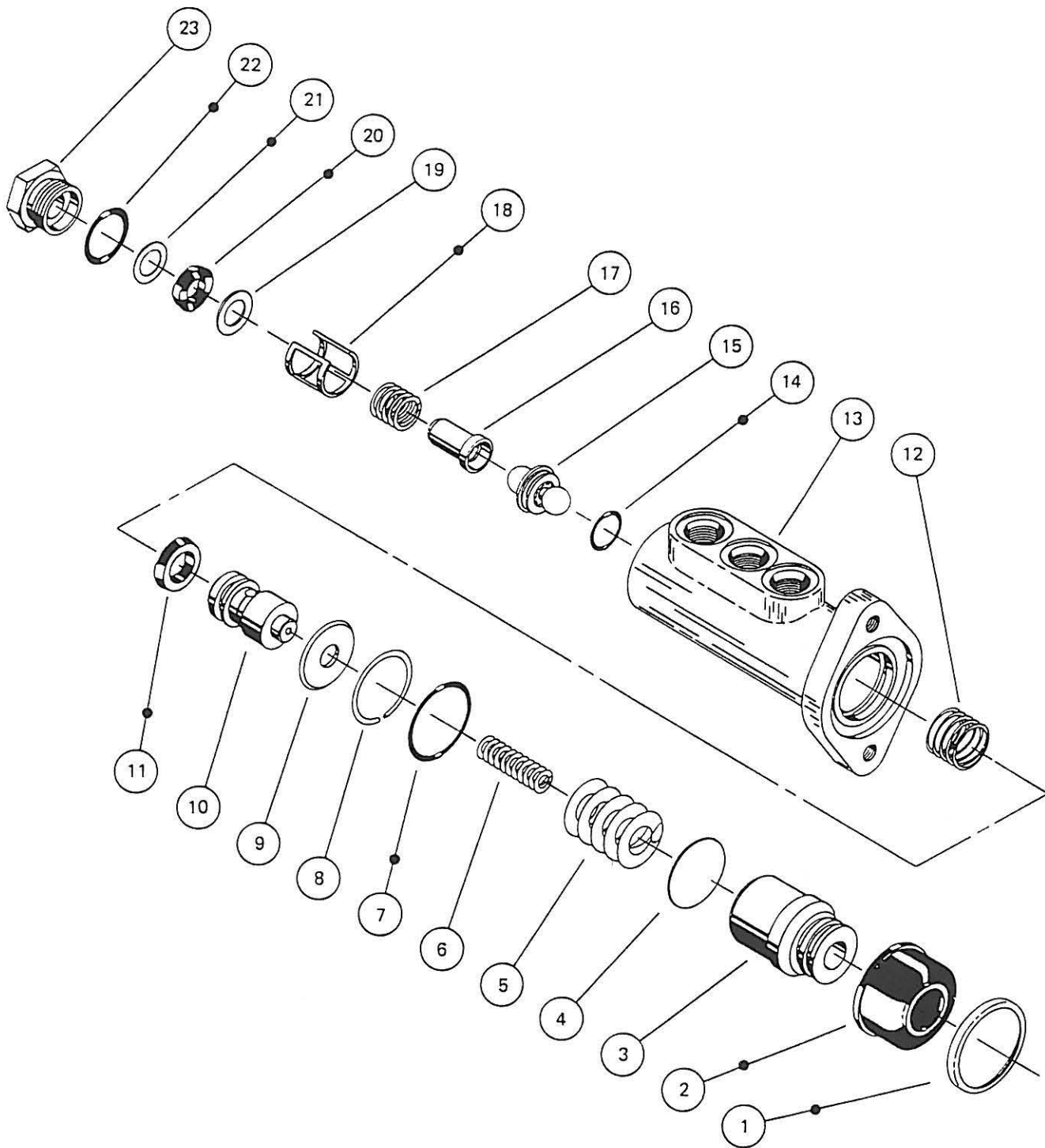
ITEM	NUMBER	DESCRIPTION	REQD
1	7-256-37	NUT	1
2	7-256-35	SEAL KIT	1
3	7-256-38	SNAP RING	1
4	7-256-72	SEAL	1
5	7-256-73	CAN	1
6	7-256-41	FINE THREAD SCREWS	4
7	7-256-42	UPPER COVER	1
8	7-256-43	SEAL	1
9	7-256-44	SHIM KIT	1
10	7-256-45	SNAP RING	1
11	7-256-46	THRUST WASHER	1
12	7-256-47	THRUST	1
13	7-256-48	THRUST BEARING	1
14	7-256-49	SPRING WASHER	1
15	7-256-50	SPACER WASHER	1
16	7-256-51	INPUT SHAFT	1
17	7-256-52	NEEDLE ROLLER	1
18	7-256-53	DRIVE RING	1
19	7-256-74	SPACER	1
20	7-256-75	TORSION BAR	1
21	7-256-76	FINE THREAD BOLTS	7
22	7-256-57	END COVER	1
23	7-256-58	BALL / 5/16 DIA.	1
24	7-256-59	SPRING	1
25	7-256-60	PLUG & O-RING	2
26	7-256-61	BALL / 1/4" DIA.	2
27	7-256-62	PLUG ASSEMBLY	1
28	7-256-63	WASHER	1
29	7-256-64	SPACER	1
30	7-256-77	DRIVE LINK	1
31	7-256-78	ROTOR SET	1
32	7-256-67	MANIFOLD	1
33	7-256-68	COMMUTATOR ASSEMBLY	1



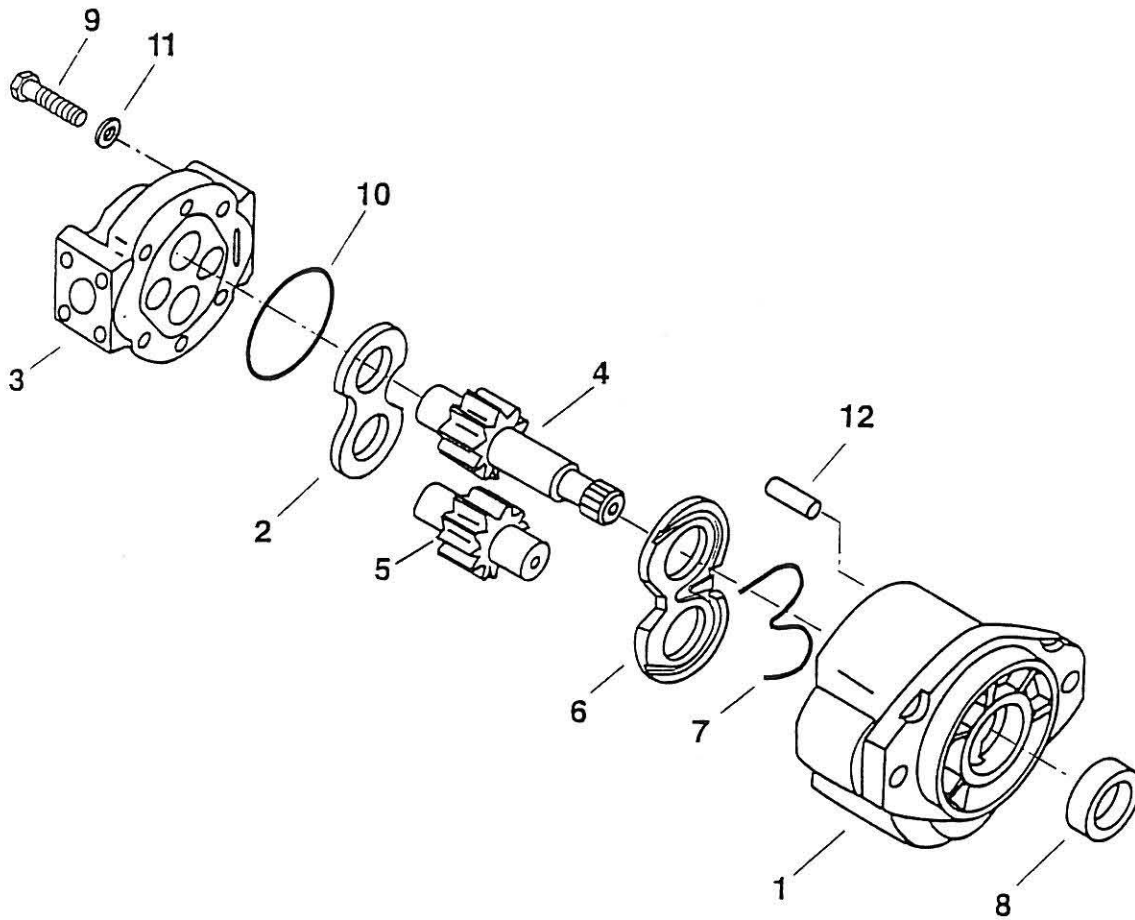
ITEM	NUMBER	DESCRIPTION	REQD
1		SHAFT	1
2	7-359-06	BACK UP RING - SHAFT	1
3	7-359-07	O-RING - SHAFT	1
4		HOUSING	1
5		THRUST WASHER	1
6	7-359-08	THRUST BEARING	1
7	7-359-09	ROTOR	1
8	7-359-10	BALL - DETENT	1
9	7-359-11	O-RING - HOUSING	1
10	7-359-12	SPRING - DETENT	1
11		WASHER - SPACER	1
12		SCREW - BODY	4
13		BODY	1
14	7-359-13	SPRING - PRESS. SEAL	4
15	7-359-14	PRESSURE SEAL	4
16	7-359-07	O-RING - PRESS. SEAL	4
17	7-359-06	BACK UP RING - PRESS. SEAL	8
18		PIN - LOCATING	1
19		ROLL PIN - ROTOR	1
20		NAMEPLATE	1
21		KNOB - HANDLE	1
22	7-359-03	HANDLE / 5/8 LONG	1
23		SET SCREW	2



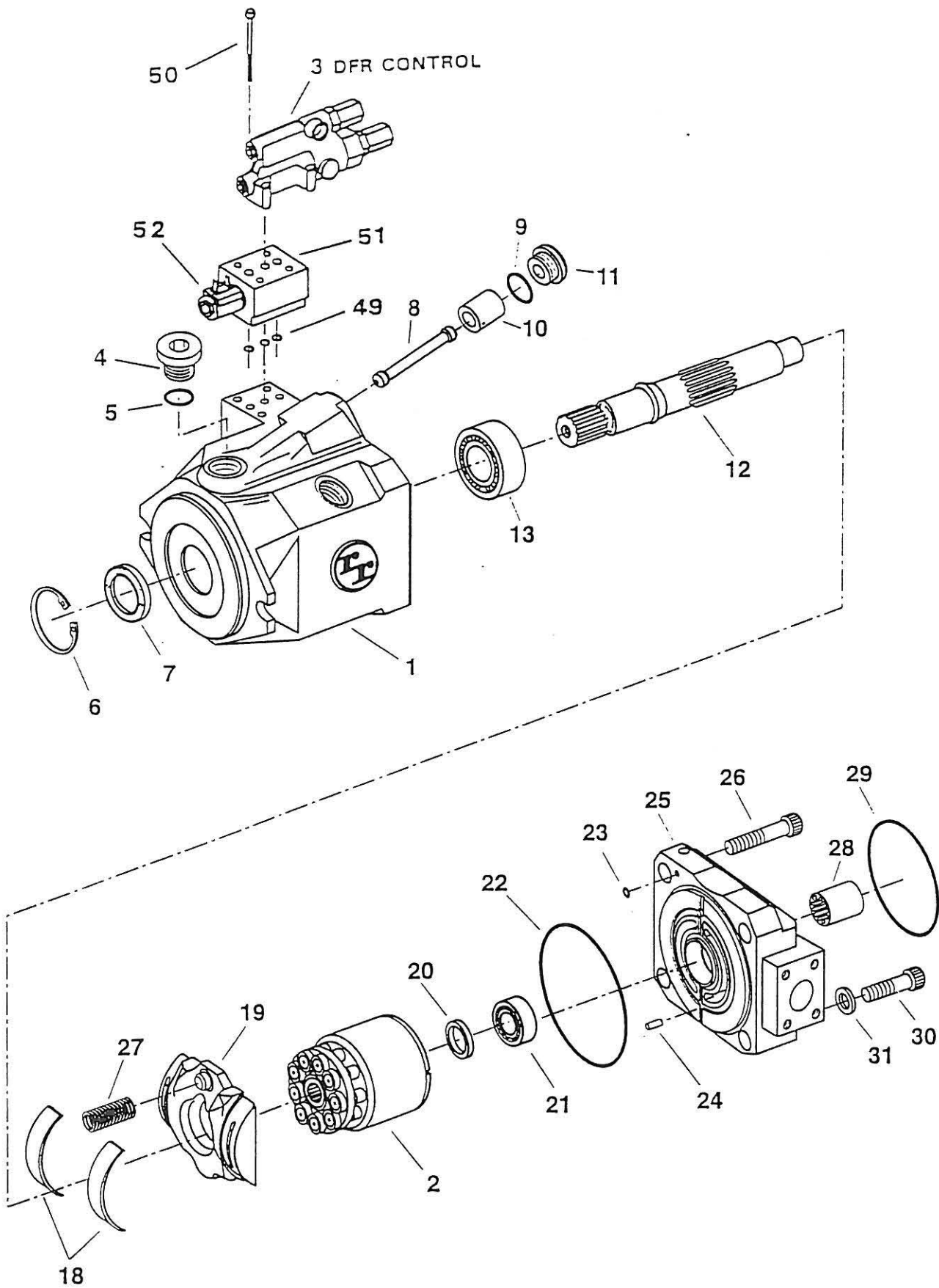
ITEM	NUMBER	DESCRIPTION	REQD
1	7-256-24	HEAD	1
2	7-256-05	ELEMENT & O-RING	1
3	7-272-10	GAGE	1
4	7-256-23	FILTER ASSEMBLY	1



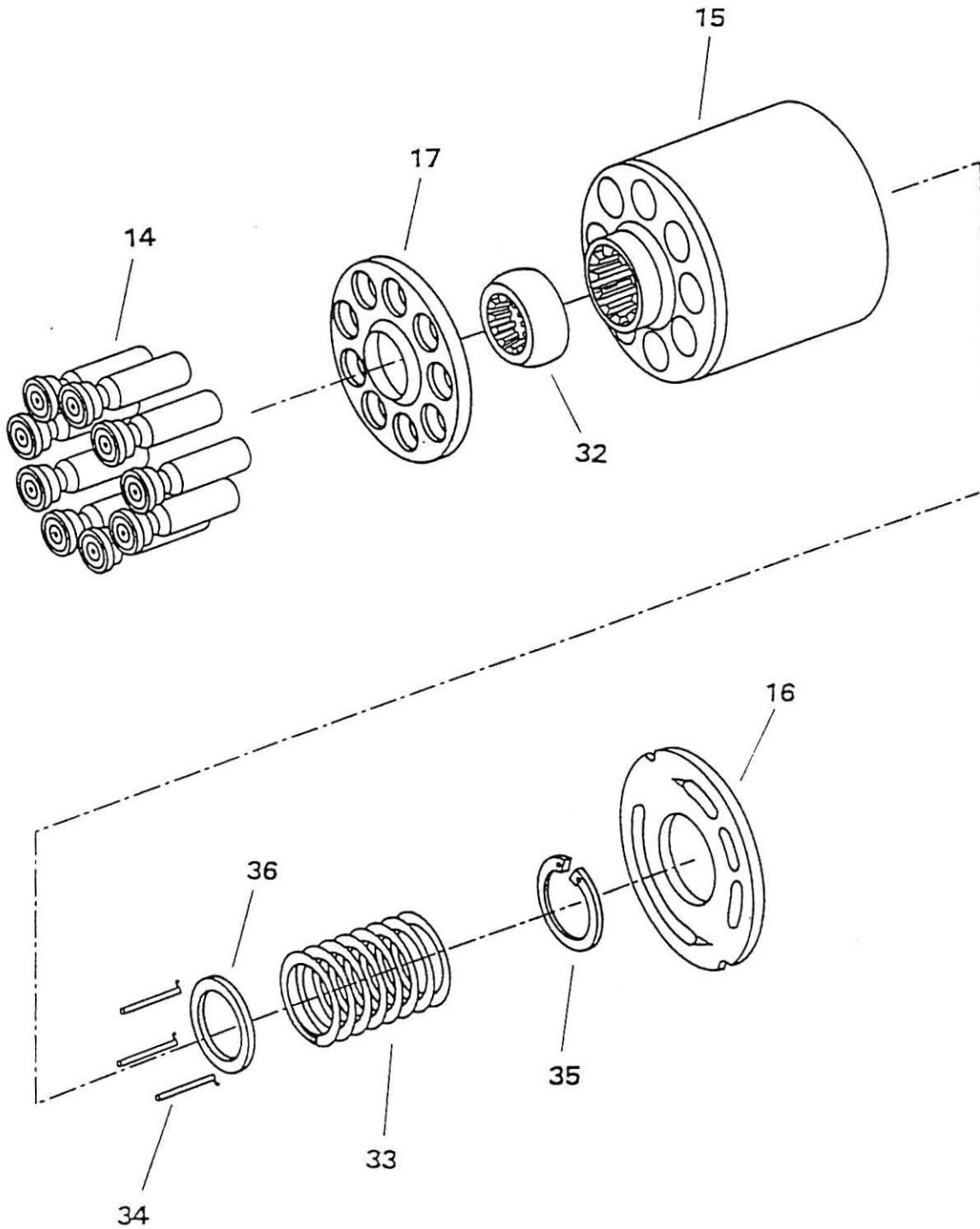
ITEM	NUMBER	DESCRIPTION	REQD
1	7-198-09	RING	1
2	7-198-20	BOOT	1
3	7-198-04	PISTON	1
4		SHIM / ITEMS 25-28	
5	7-198-10	SPRING	1
6		SPRING / NOT USED THIS MODEL	
7	7-198-21	O-RING	1
8	7-198-11	RETAINER RING	1
9	7-198-22	WASHER	1
10	7-198-12	PISTON	1
11	7-198-13	CUP	1
12	7-198-14	SPRING	1
13	7-198-30	HOUSING	1
14	7-198-15	O-RING	1
15	7-198-35	VALVE & BALL ASSEMBLY	1
16	7-198-27	GUIDE	1
17	7-198-17	SPRING	1
18	7-198-16	SPACER SHEEVE	1
19	7-198-28	WASHER	1
20	7-198-18	CUP	1
21	7-198-29	BACK-UP RING	1
22	7-198-19	O-RING	1
23	7-198-31	PLUG	1
24			
25	7-198-05	SHIM / AS REQD	
26	7-198-06	SHIM / AS REQD	
27	7-198-07	SHIM / AS REQD	
28	7-198-08	SHIM / AS REQD	
29			
30	7-198-40	KIT - ITEMS 1,2,7,11,14,18,20,21,22	



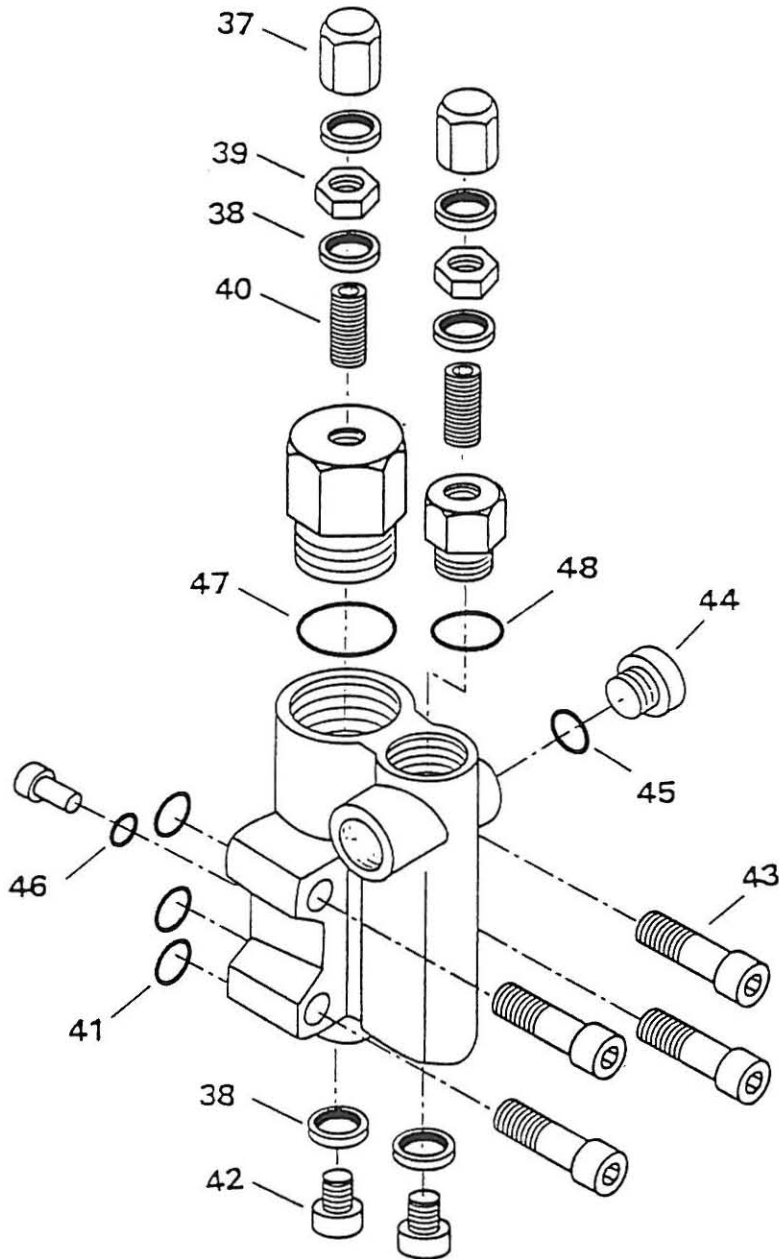
ITEM	NUMBER	DESCRIPTION	REQD
1	7-345-116	FRONT BODY	1
2	7-345-117	THRUST PLATE	1
3	7-345-118	REAR COVER	1
4	7-345-119	DRIVE GEAR	1
5	7-345-120	DRIVEN GEAR	1
6	7-345-121	WEAR PLATE	1
7	7-345-122	LOAD SEAL	1
8	7-345-123	SHAFT SEAL	1
9	7-345-124	CAPSCREW	4
10	7-345-125	STATIC SEAL	1
11	7-345-126	WASHER	4
12	7-345-127	DOWEL PIN	2
13	7-345-128	SEAL KIT (INCL. ITEMS 7, 8, & 10)	REF



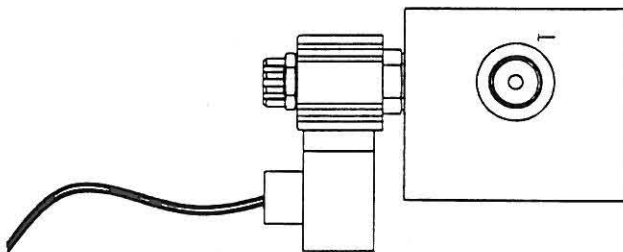
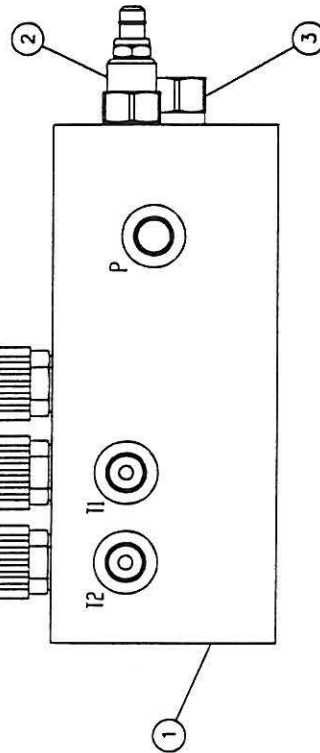
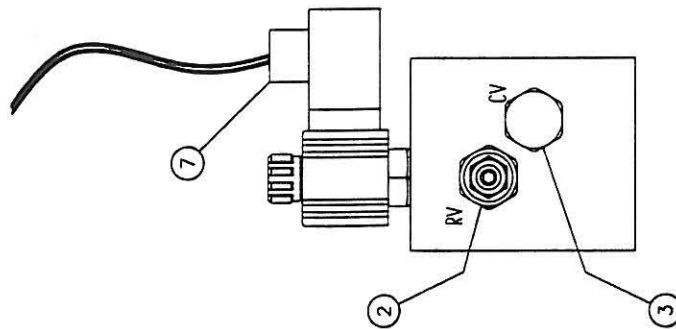
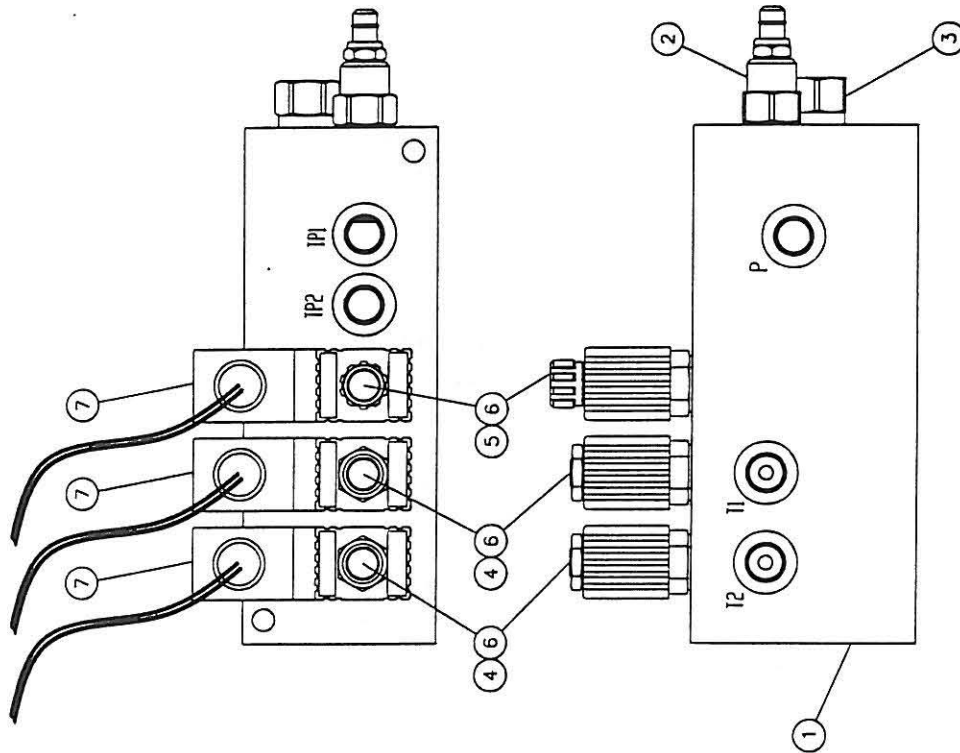
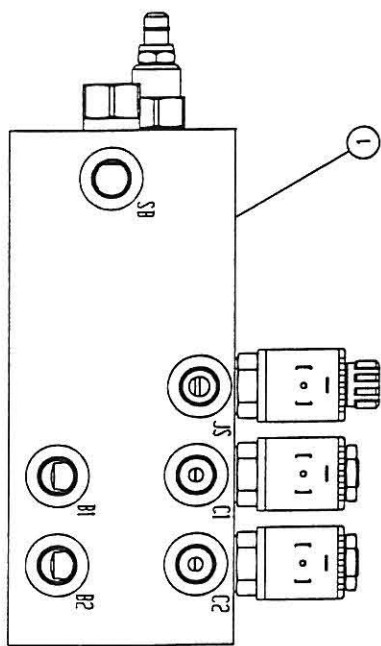
ITEM 2
ROTARY GROUP CW
PARTS BREAKDOWN



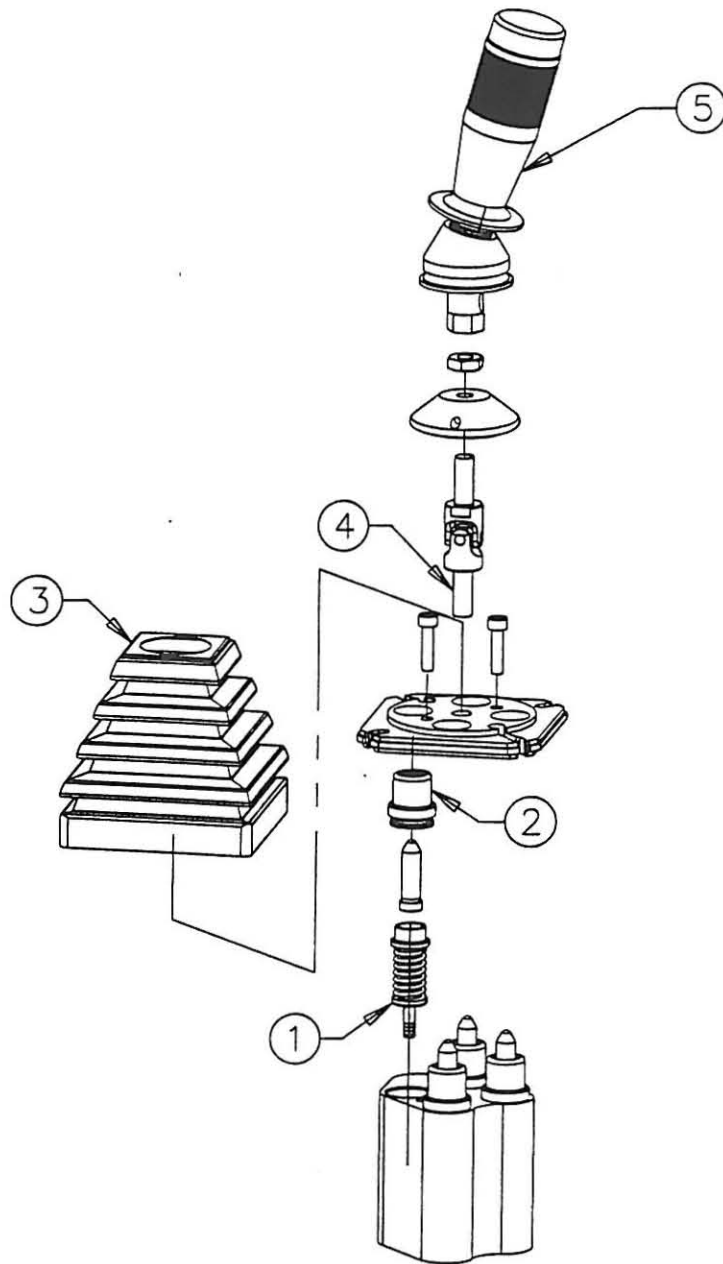
ITEM 3
DFR CONTROL
PARTS BREAKDOWN



ITEM	NUMBER	DESCRIPTION	REQD
1	7-345-138	HOUSING	1
2	7-345-139	ROTARY GROUP CW	1
3	7-345-140	DFR CONTROL	1
4	7-345-05	PLUG	1
5	7-345-06	O-RING (INCLUDED WITH ITEM 4) (*)	1
6	7-345-141	SEEGER-V-RING	1
7	7-345-142	SHAFT SEAL (*)	1
8	7-345-10	ROD	1
9	7-345-11	O-RING (*)	1
10	7-345-143	PISTON	1
11	7-345-144	PLUG	1
12	7-345-145	SHAFT	1
13	7-345-15	TAPERED ROLLER BEARING	1
14	7-345-129	PISTON	9
15	7-345-130	BARREL	1
16	7-345-131	LENS PLATE	1
17	7-345-132	RETAINING PLATE	1
18	7-345-146	SWASH PLATE BEARING (**)	2
19	7-345-147	SWASH PLATE	1
20	7-345-148	PRELOAD SHIM	1
21	7-345-19	TAPERED ROLLER BEARING (**)	1
22	7-345-149	O-RING (*)	1
23	7-345-150	QUAD RING (*)	1
24	7-345-22	DOWEL PIN	1
25	7-345-151	BLOCK PORT ASSEMBLY	1
26	7-345-152	CAPSCREW	4
27	7-345-153	SPRING	1
28	7-345-91	COUPLING	1
29	7-345-88	O-RING (*)	1
30	7-345-154	CAPSCREW	2
31	7-345-155	WASHER	2
32	7-345-133	RETAINING BALL	1
33	7-345-134	SPRING	1
34	7-345-135	PRESSURE PIN	3
35	7-345-136	SNAP RING	1
36	7-345-137	DISC RETAINING CLIP	1
37	7-345-36	ACORN NUT	2
38	7-345-37	USIT RING (*)	6
39	7-345-38	JAM NUT	2
40	7-345-39	ADJUSTING SCREW	2
41	7-345-40	O-RING (*)	3
42	7-345-41	PLUG	2
43	7-345-42	CAPSCREW	4
44	7-345-43	PLUG	1
45	7-345-45	O-RING (INCLUDED WITH ITEM 44) (*)	1
46	7-345-46	O-RING (*)	1
47	7-345-06	O-RING (*)	1
48	7-345-47	O-RING (*)	1
49	7-345-52	O-RING	3
50	7-345-53	BOLT	4
51	7-345-49	BLOCK	1
52	7-345-50	CARTRIDGE / 3-WAY	1
53	7-345-51	SEAL KIT (FOR ITEM #52)	REF
54	7-345-114	SEAL KIT / ITEMS MARKED (*)	REF
55	7-345-156	BEARING KIT / ITEMS MARKED (**)	REF

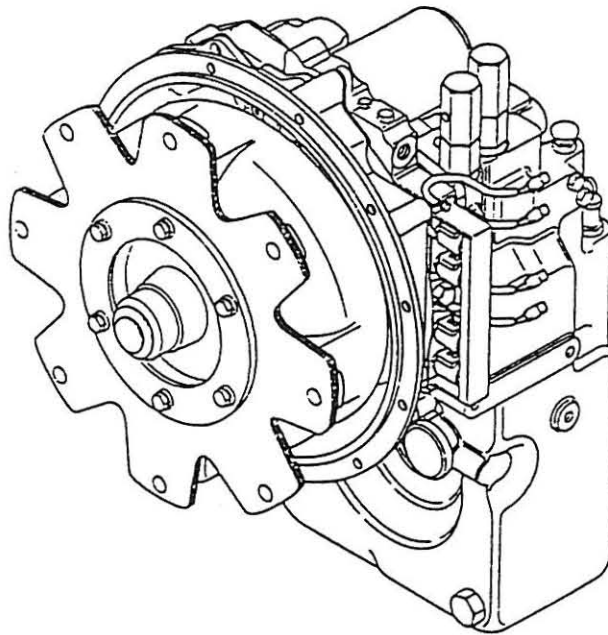


ITEM	NUMBER	DESCRIPTION	REQD
1	7-234-91	VALVE BODY	1
2	7-234-92	REDUCING / RELIEVING VALVE	1
3	7-234-93	CHECK VALVE / 15 PSI	1
4	7-244-42	SOLENOID VALVE	2
5	7-244-67	SOLENOID VALVE	1
6	7-244-66	COIL / DIN	1
7	7-244-27	DIN CONNECTOR	3
8	7-234-90	CONTROL BLOCK ASSEMBLY (ITEMS 1-6)	1



ITEM	NUMBER	DESCRIPTION	REQD
1	7-358-16	SPRING PACK	4
2	7-358-17	GUIDE & SEAL ASSEMBLY	4
3	7-358-18	BOOT	1
4	7-358-19	UNIVERSAL JOINT ASSEMBLY	1
5	7-358-20	COMPLETE HANDLE ASSEMBLY	1

TRANSMISSION PARTS BOOK TH528

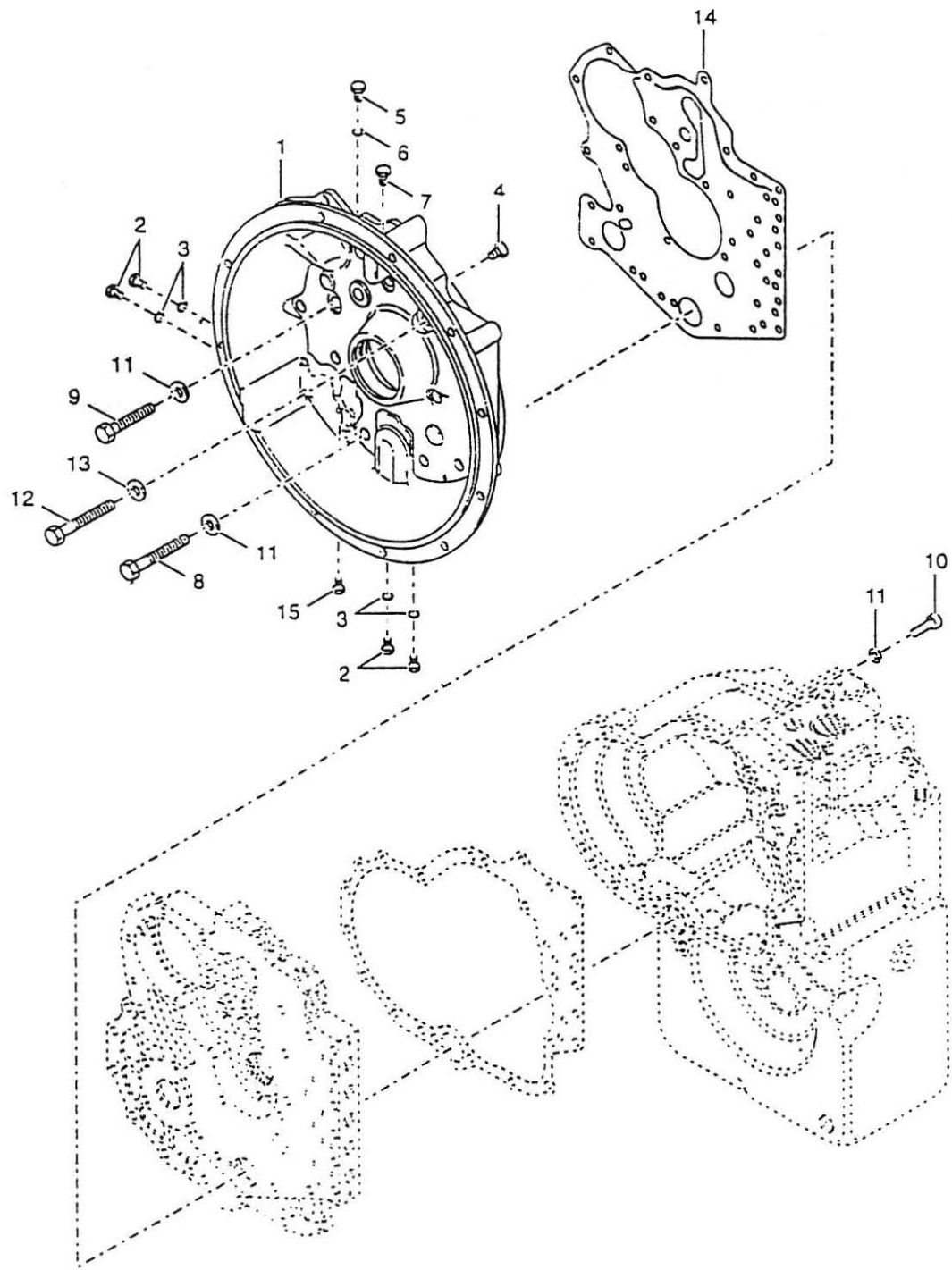


DATE: 7-9-99
CLARK T12000 SERIES
INTERMEDIATE DROP

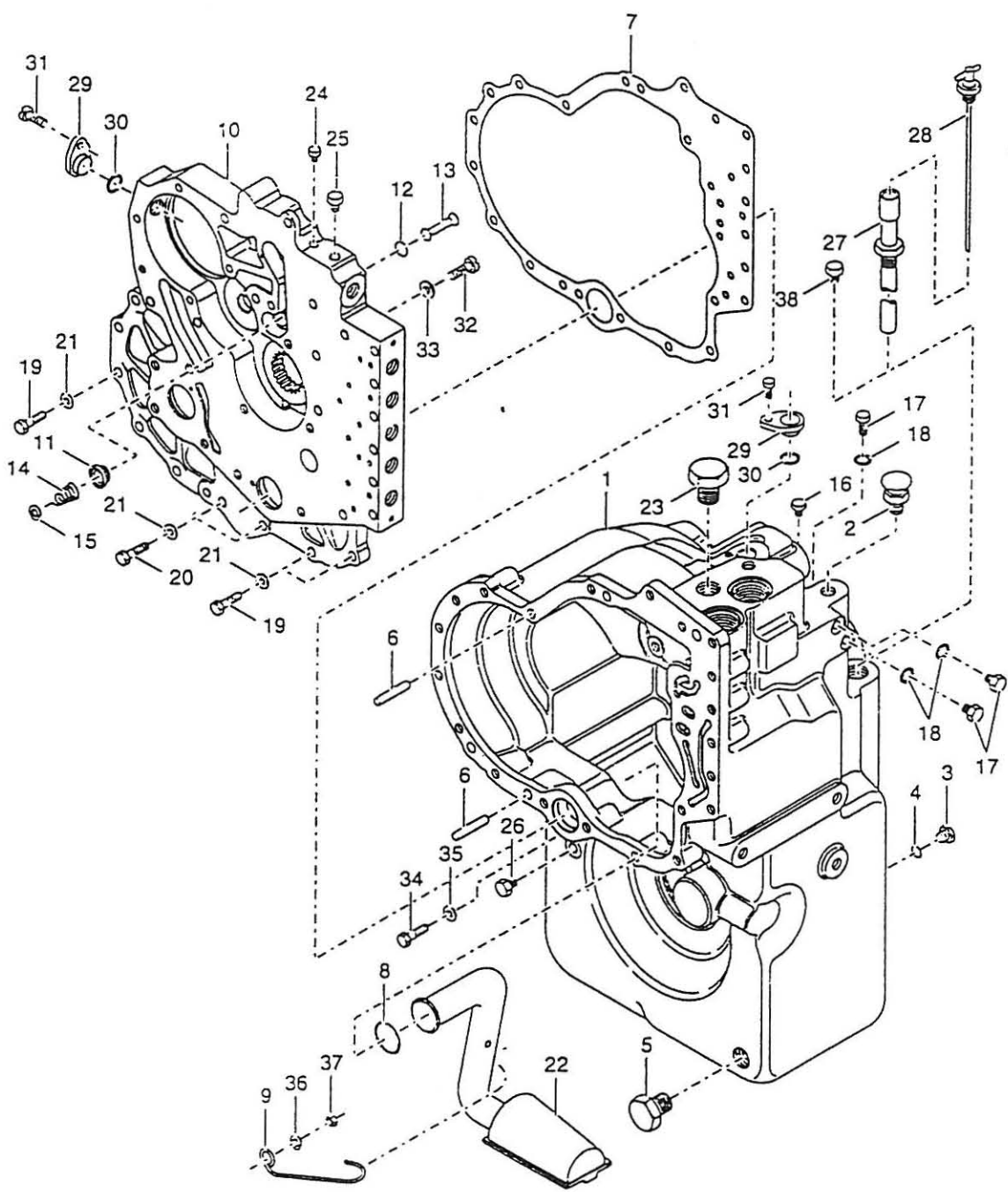
TEREX HANDLERS
455 N. Superior Ave., Baraga, MI 49908-0248
PH: (906) 353-6675; FAX: (906) 353-7543
INTERNET: <http://www.sqshooter.com>

INDEX

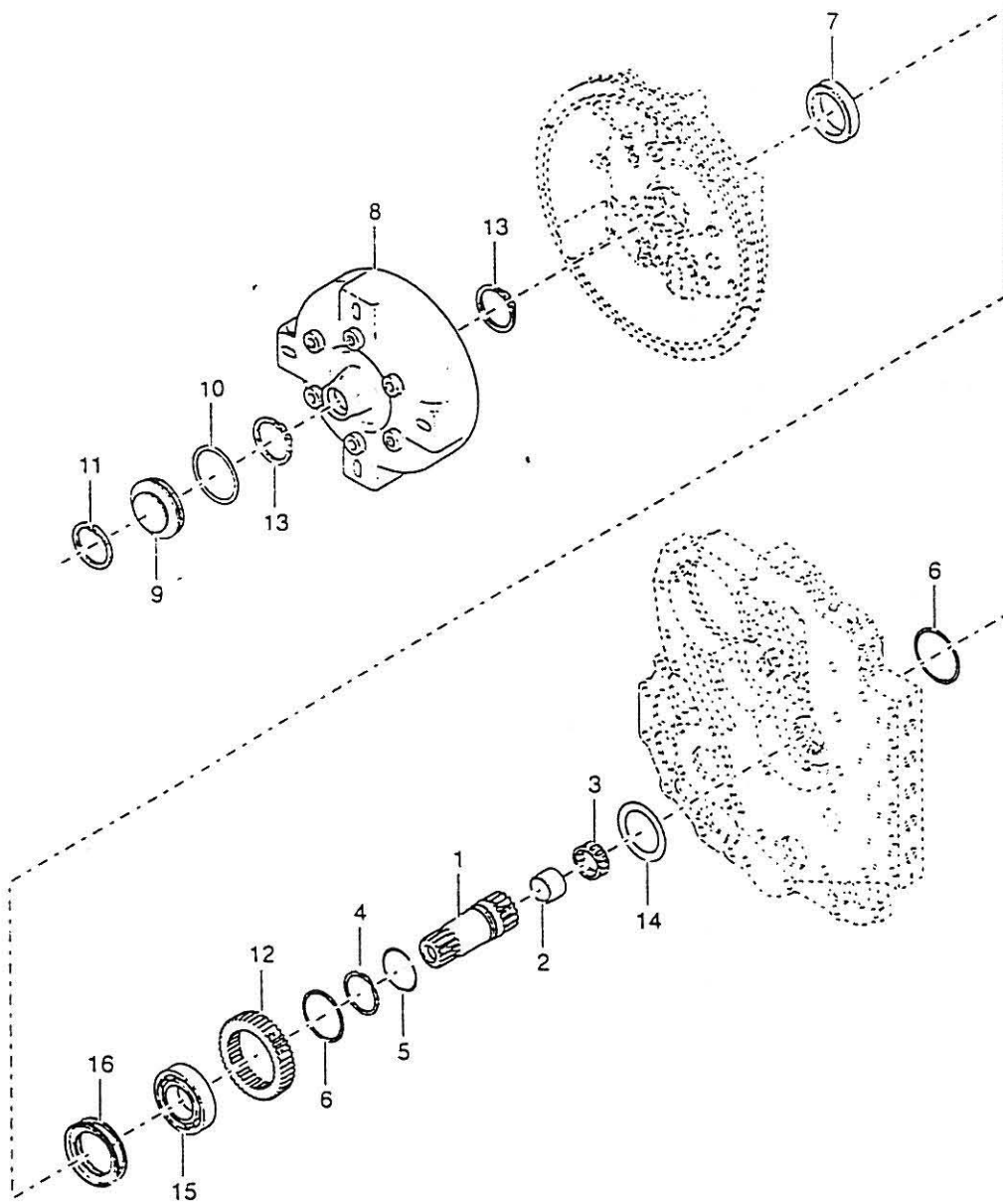
<u>PAGE</u>	<u>DESCRIPTION</u>	<u>DRAWING</u>
1	CONVERTER HOUSING GROUP.....	P1-1244
2	TRANSMISSION CASE AND PLATE GROUP.....	P1-1245
3	TORQUE CONVERTER GROUP	P1-1246
4	GEAR BROUP	P1-1247
5	PUMP DRIVE GROUP	P1-1248
6	CHARGING PUMP GROUP	P1-1249
7	REVERSE IDLER GROUP	P1-1250
8	FORWARD AND REVERSE SHAFT GROUP.....	P1-1251
9	3rd SHAFT GROUP	P1-1252
10	FIRST AND SECOND SHAFT GROUP	P1-1253
11	OUTPUT SHAFT GROUP	P1-1254
12	ELECTRIC CONTROL GROUP.....	P1-1255
13	DRIVE PLATE GROUP	P1-1256



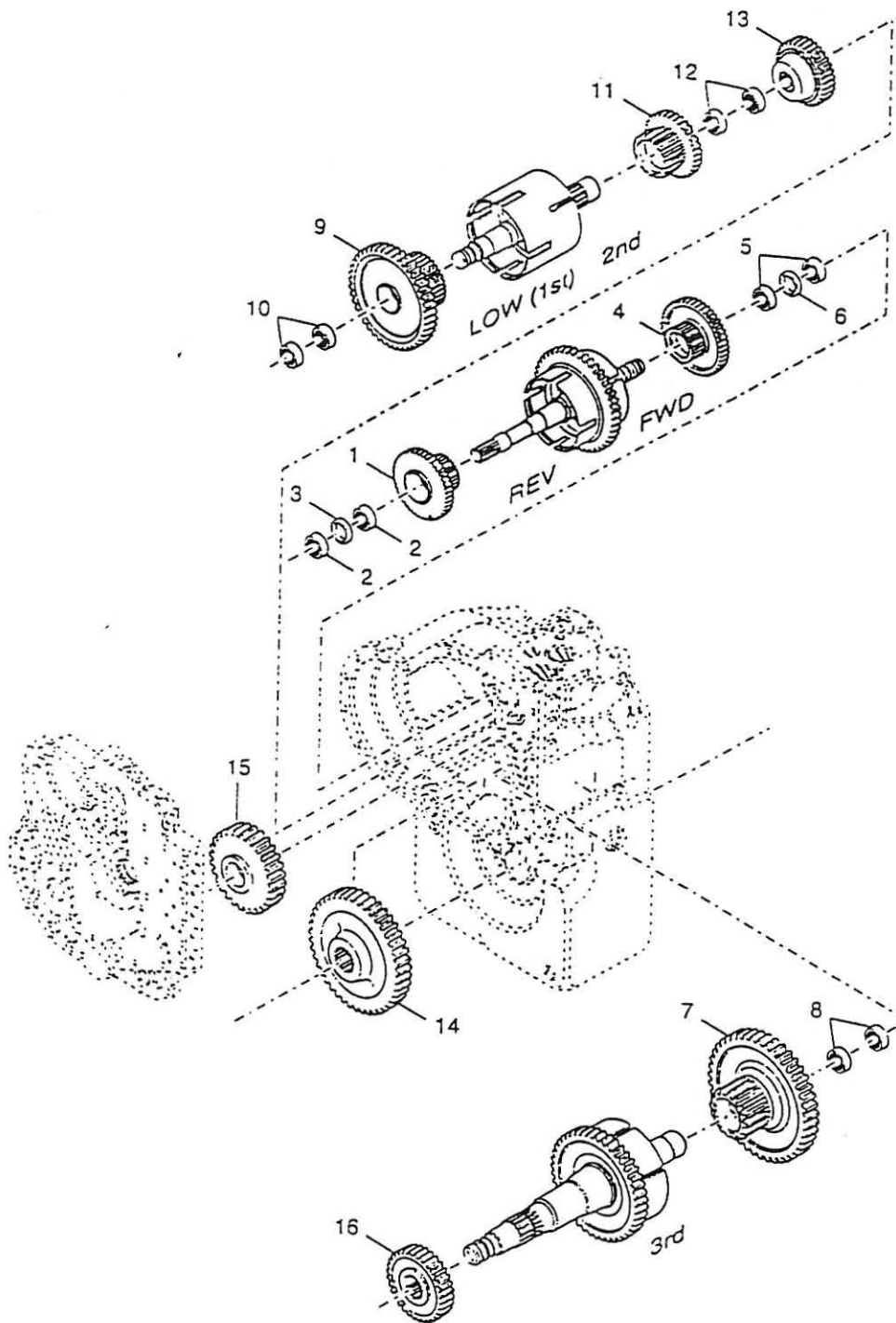
ITEM	NUMBER	DESCRIPTION	REQD
1	7-126-384	CONVERTER HOUSING	1
2	7-126-385	PLUG (INCLUDES ITEM 3)	4
3	7-126-386	O-RING	4
4	7-126-387	PLUG	1
5	7-126-385	PLUG (INCLUDES ITEM 6)	1
6	7-126-386	O-RING	1
7	7-126-04	PLUG	1
8	7-126-388	SCREW	6
9	7-126-389	SCREW	3
10	7-126-390	SCREW	1
11	7-126-391	LOCKWASHER	10
12	7-126-389	SCREW	13
13	7-126-391	LOCKWASHER	13
14	7-126-393	GASKET	1
15	7-126-392	PLUG	1



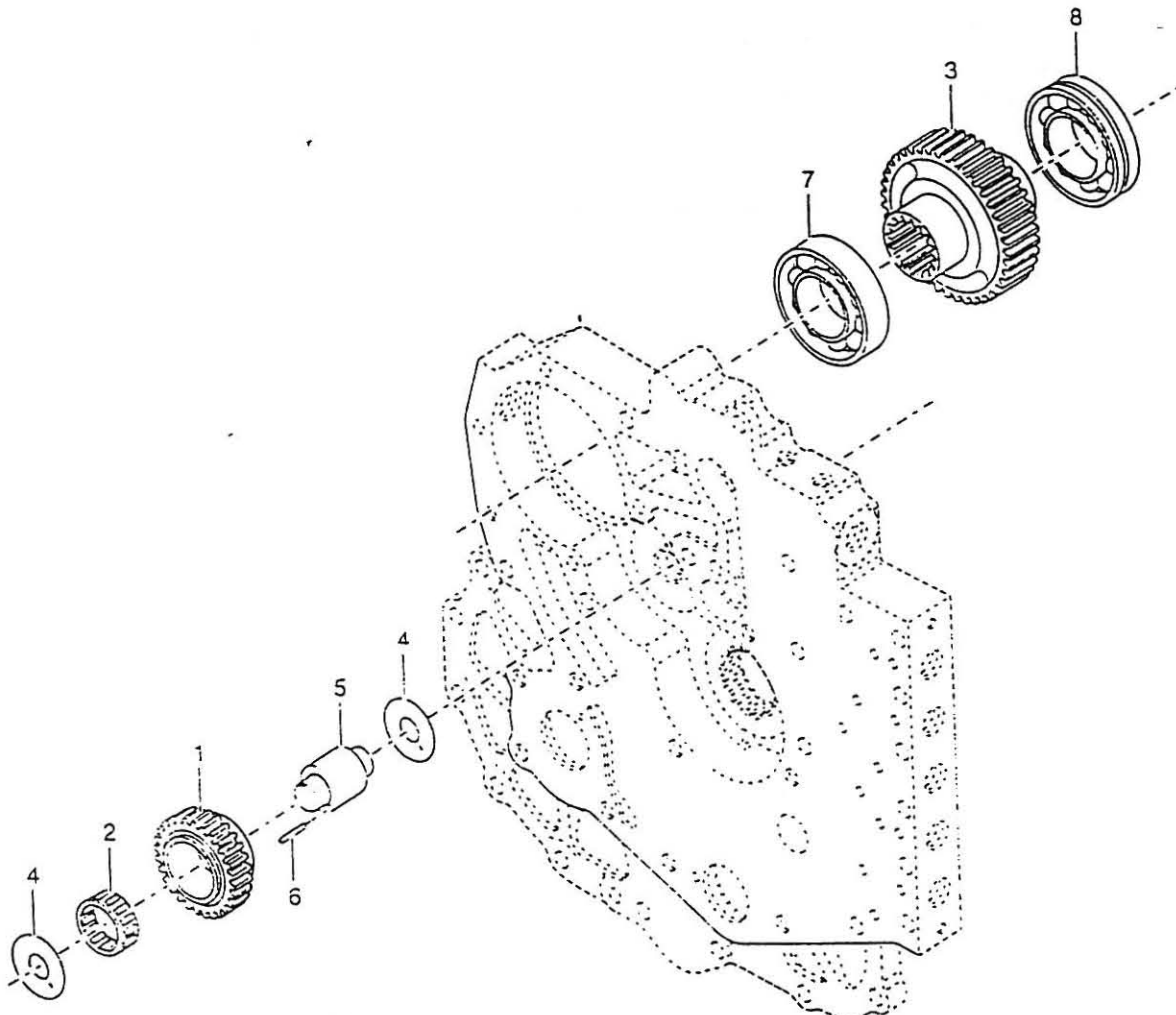
ITEM	NUMBER	DESCRIPTION	REQD
1	7-126-394	TRANSMISSION CASE	1
2	7-126-05	BREATHER	1
3	7-126-395	PLUG (INCLUDES ITEM 4)	2
4	7-126-358	O-RING	2
5	7-126-33	PLUG / MAGNETIC DRAIN	1
6	7-126-396	PIN	2
7	7-126-357	GASKET	1
8	7-126-359	RING	1
9	7-126-397	CLIP	1
10	7-126-398	SPACER	1
11	7-126-399	SEAT	1
12	7-126-400	SNAP RING	1
13	7-126-401	POPPET	1
14	7-126-402	SPRING	1
15	7-126-403	WASHER	1
16	7-126-387	PLUG	1
17	7-126-385	PLUG (INCLUDES ITEM 18)	3
18	7-126-386	O-RING	3
19	7-126-387	SCREW.	7
20	7-126-388	SCREW	2
21	7-126-391	LOCKWASHER	9
22	7-126-392	TUBE AND SCREEN ASSEMBLY	1
23	7-126-265	FILLER PLUG	1
24	7-126-387	PLUG	1
25	7-126-04	PLUG	1
26	7-126-393	PLUG	1
27	7-126-270	DIPSTICK TUBE	1
28	7-126-394	DIPSTICK ASSEMBLY	1
29	7-126-404	PLUG	2
30	7-126-356	O-RING	2
31	7-126-405	SCREW	2
32	7-126-406	SCREW	1
33	7-126-407	WASHER	1
34	7-126-408	SCREW	1
35	7-126-407	WASHER	1
36	7-126-409	WASHER	1
37	7-126-410	NUT	1



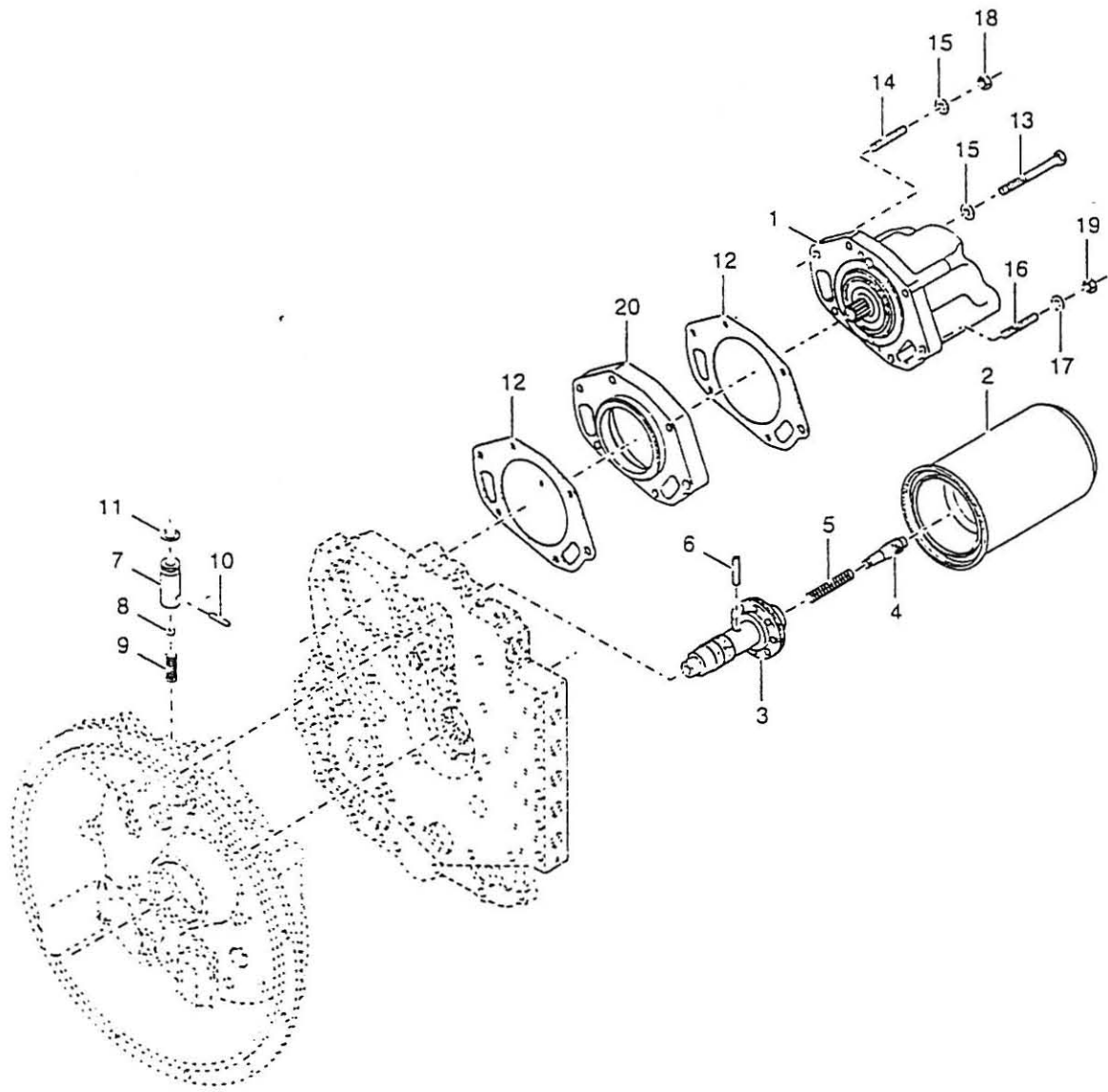
ITEM	NUMBER	DESCRIPTION	REQD
1	7-126-411	STATOR SUPPORT ASSY (INCL. ITEMS 2-3)	1
2	7-126-412	BUSHING	1
3	7-126-413	BEARING	1
4	7-126-414	STATOR SUPPORT PISTON RING	1
5	7-126-415	EXPANDER	1
6	7-126-416	SNAP RING	2
7	7-126-360	SEAL	1
8	7-126-353	TORQUE CONVERTER ASSEMBLY	1
9	7-126-234	TORQUE CONVERTER PLUG	1
10	7-126-233	O-RING	1
11	7-126-277	SNAP RING	1
12	7-126-417	IMPELLER HUB GEAR	1
13	7-126-418	SNAP RING	2
14	7-126-419	WASHER	1
15	7-126-420	BEARING	1
16	7-126-421	OIL DISTRIBUTOR RING	1



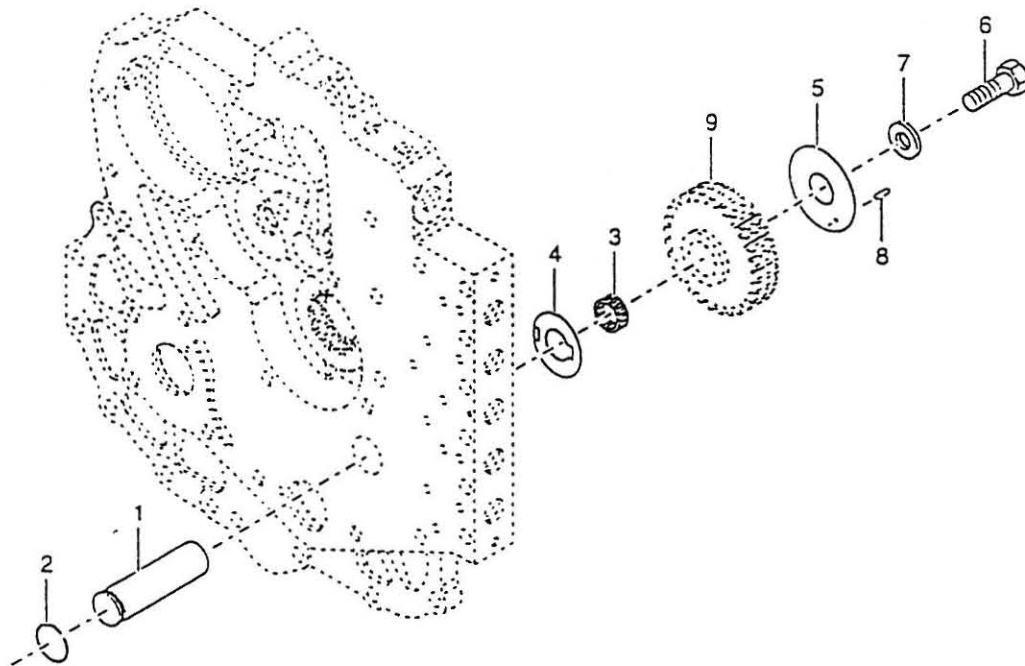
ITEM	NUMBER	DESCRIPTION	REQD
1	7-126-422	REV CL. GEAR & BRNG ASSY (INCL. ITEMS 2-3)	1
2	7-126-423	BEARING	2
3	7-126-424	SPACER	1
4	7-126-425	FWD CL. GEAR & BRNG ASSY (INCL. ITEMS 5-6)	1
5	7-126-423	BEARING	2
6	7-126-424	SPACER	1
7	7-126-428	3rd CL. GEAR & BRNG ASSY (INCL. ITEM 8)	1
8	7-126-429	BEARING	2
9	7-126-430	1st CL. GEAR & BRNG ASSY (INCL. ITEM 10)	1
10	7-126-423	BEARING	2
11	7-126-432	2nd CL. GEAR & BRNG ASSY (INCL. ITEM 12)	1
12	7-126-423	BEARING	2
13	7-126-427	3rd DRIVEN GEAR	1
14	7-126-426	OUTPUT SHAFT GEAR	1
15	7-126-431	REVERSE IDLER GEAR	1
16	7-126-433	FIRST DRIVEN GEAR	1



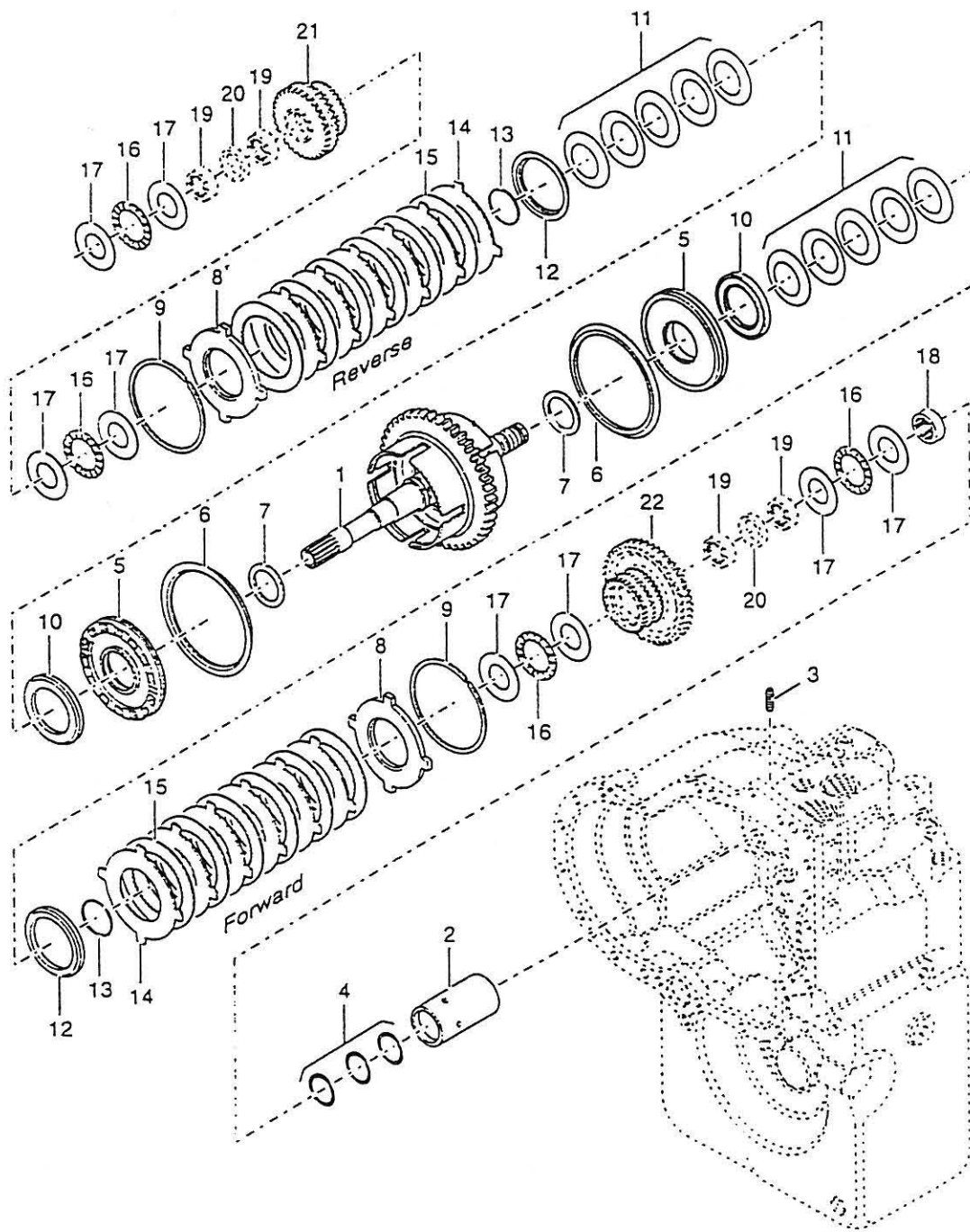
ITEM	NUMBER	DESCRIPTION	REQD
1	7-126-434	PUMP DRIVE IDLER GEAR	1
2	7-126-435	BEARING	1
3	7-126-436	PUMP DRIVE GEAR	1
4	7-126-437	PUMP DRIVE IDLER THRUST WASHER	2
5	7-126-438	PUMP DRIVE SHAFT & PIN ASSY (INCL. ITEM 6)	1
6	7-126-439	ROLL PIN	1
7	7-126-440	PUMP DRIVE GEAR BEARING	1
8	7-126-441	PUMP DRIVE GEAR BEARING	1



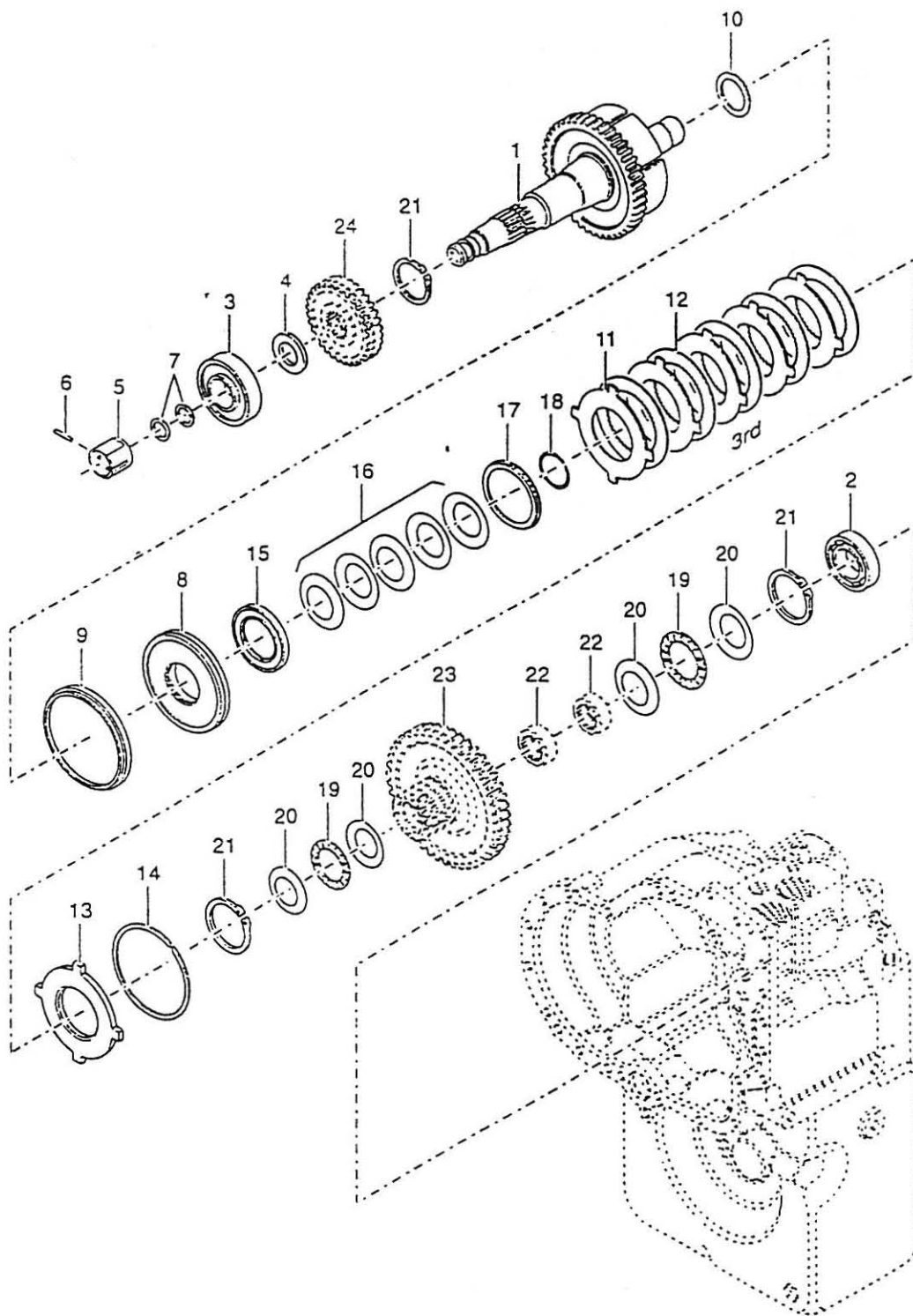
ITEM	NUMBER	DESCRIPTION	REQD
1	7-126-350	CHARGING PUMP ASSEMBLY	1
2	7-126-349	HYDRAULIC SPIN FILTER ASSEMBLY	1
3	7-126-442	REGULATOR VALVE SLEEVE	1
4	7-126-443	REGULATOR VALVE PISTON	1
5	7-126-444	REGULATOR VALVE SPRING	1
6	7-126-445	PIN	1
7	7-126-446	BALL CHECK VALVE ASSY (INCL. ITEMS 7-11)	1
8	7-126-447	BALL	1
9	7-126-448	CHECK VALVE SPRING	1
10	7-126-449	CHECK VALVE PIN	1
11	7-126-361	O-RING	1
12	7-126-362	CHARGING PUMP GASKET	2
13	7-126-450	PUMP MOUNTING SCREW	4
14	7-126-451	PUMP MOUNTING STUD	1
15	7-126-452	LOCKWASHER	5
16	7-126-453	PUMP MOUNTING STUD	1
17	7-126-391	LOCKWASHER	1
18	7-126-454	NUT	1
19	7-126-410	NUT	1
20	7-126-455	PUMP ADAPTOR	1
21	7-126-456	REGULATOR VALVE ASSY (INCL. ITEMS 3-6)	1



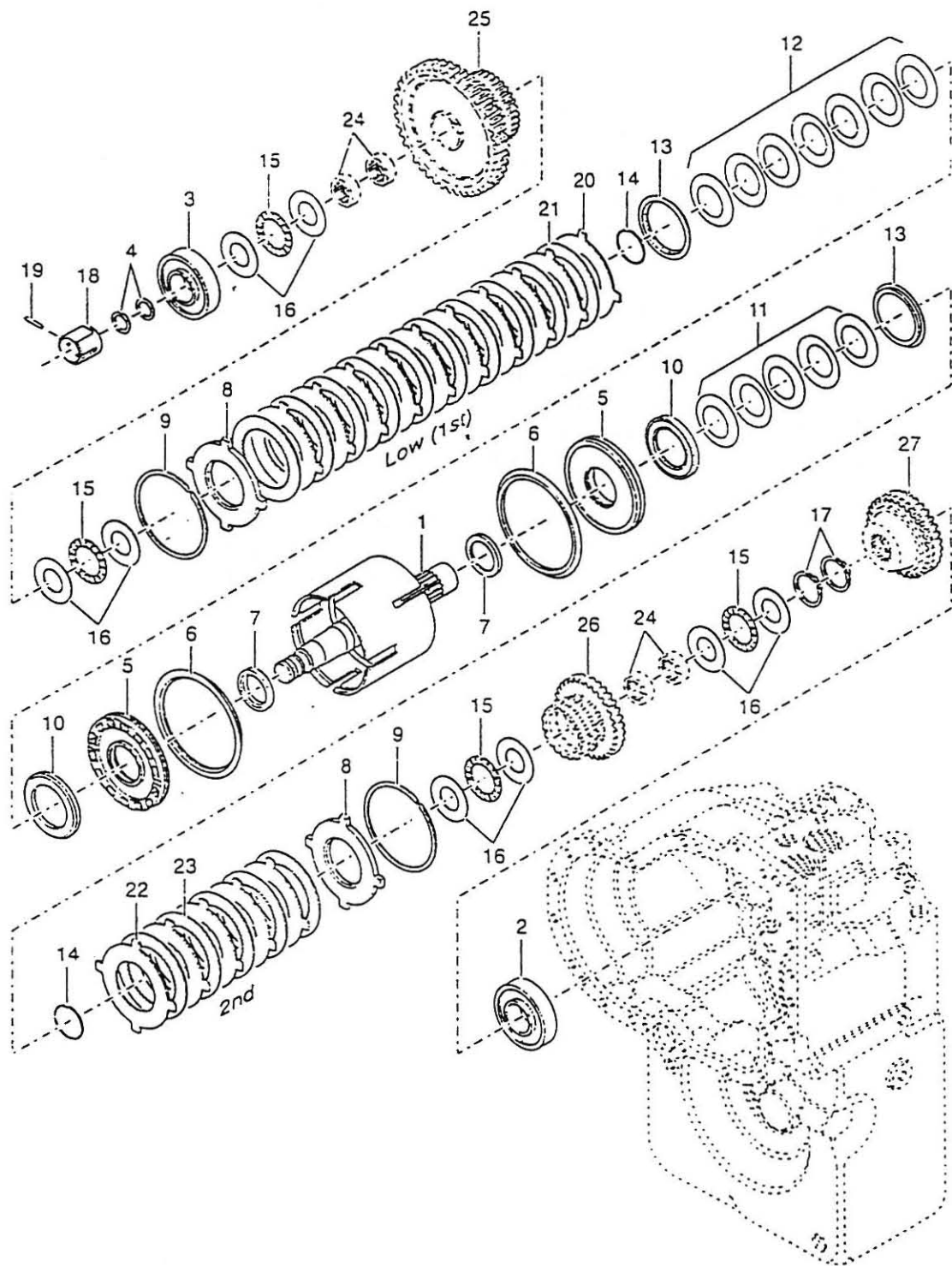
ITEM	NUMBER	DESCRIPTION	REQD
1	7-126-457	IDLER & PILOT SHAFT	1
2	7-126-458	IDLER SHAFT SNAP RING	1
3	7-126-459	REVERSE IDLER GEAR BEARING	1
4	7-126-460	THRUST WASHER	1
5	7-126-461	END PLATE	1
6	7-126-462	CAPSCREW	1
7	7-126-463	WASHER	1
8	7-126-464	ROLL PIN	1
9	7-126-431	REVERSE IDLER GEAR	1



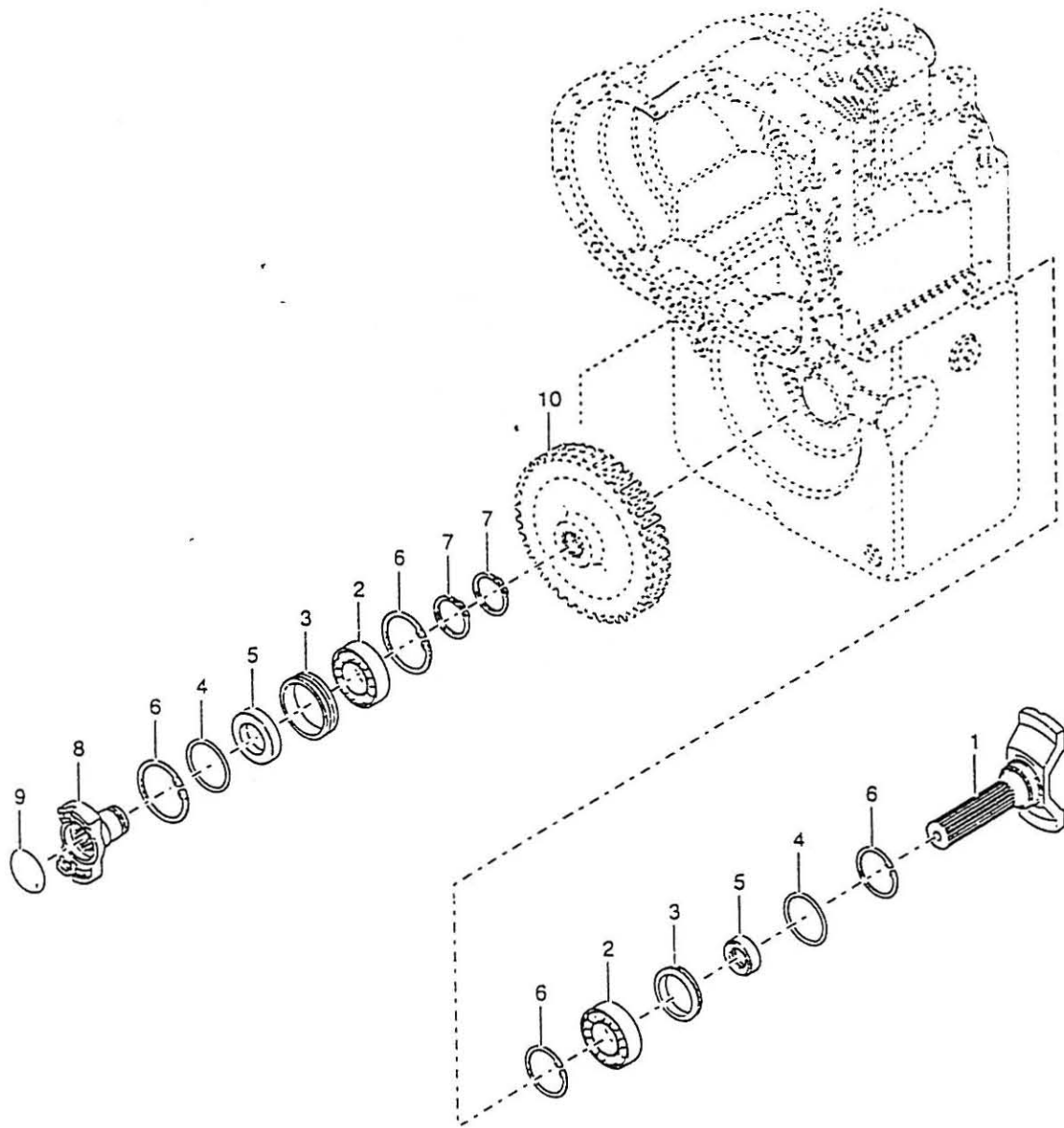
ITEM	NUMBER	DESCRIPTION	REQD
1	7-126-465	TURBINE SHAFT DRUM & PLUG ASSY	1
2	7-126-466	OIL DISTRIBUTOR SLEEVE	1
3	7-126-467	RETAINER SCREW	1
4	7-126-468	PISTON RING	3
5	7-126-469	PISTON & SEALS ASSY (INCL. ITEMS 6-7)	2
6	7-126-470	OUTER CLUTCH PISTON SEAL	2
7	7-126-471	INNER CLUTCH PISTON SEAL	2
8	7-126-472	END PLATE	2
9	7-126-473	SNAP RING	2
10	7-126-474	CLUTCH PISTON WEAR PLATE	2
11	7-126-475	DISC SPRING ASSEMBLY	2
12	7-126-476	SNAP RING RETAINER	2
13	7-126-477	SNAP RING	2
14	7-126-478	OUTER DISC (6 FORWARD / 6 REVERSE)	12
15	7-126-479	INNER DISC (6 FORWARD / 6 REVERSE)	12
16	7-126-480	CLUTCH GEAR THRUST BEARING	4
17	7-126-481	WASHER	8
18	7-126-482	REAR TURBINE SHAFT BEARING	1
19		CL. GEAR BRNG (SEE GEAR GROUP)	4
20		CL. GEAR BRNG SPACER (SEE GEAR GROUP)	2
21		REV CLUTCH GEAR (SEE GEAR GROUP)	1
22		FWD CLUTCH GEAR (SEE GEAR GROUP)	1



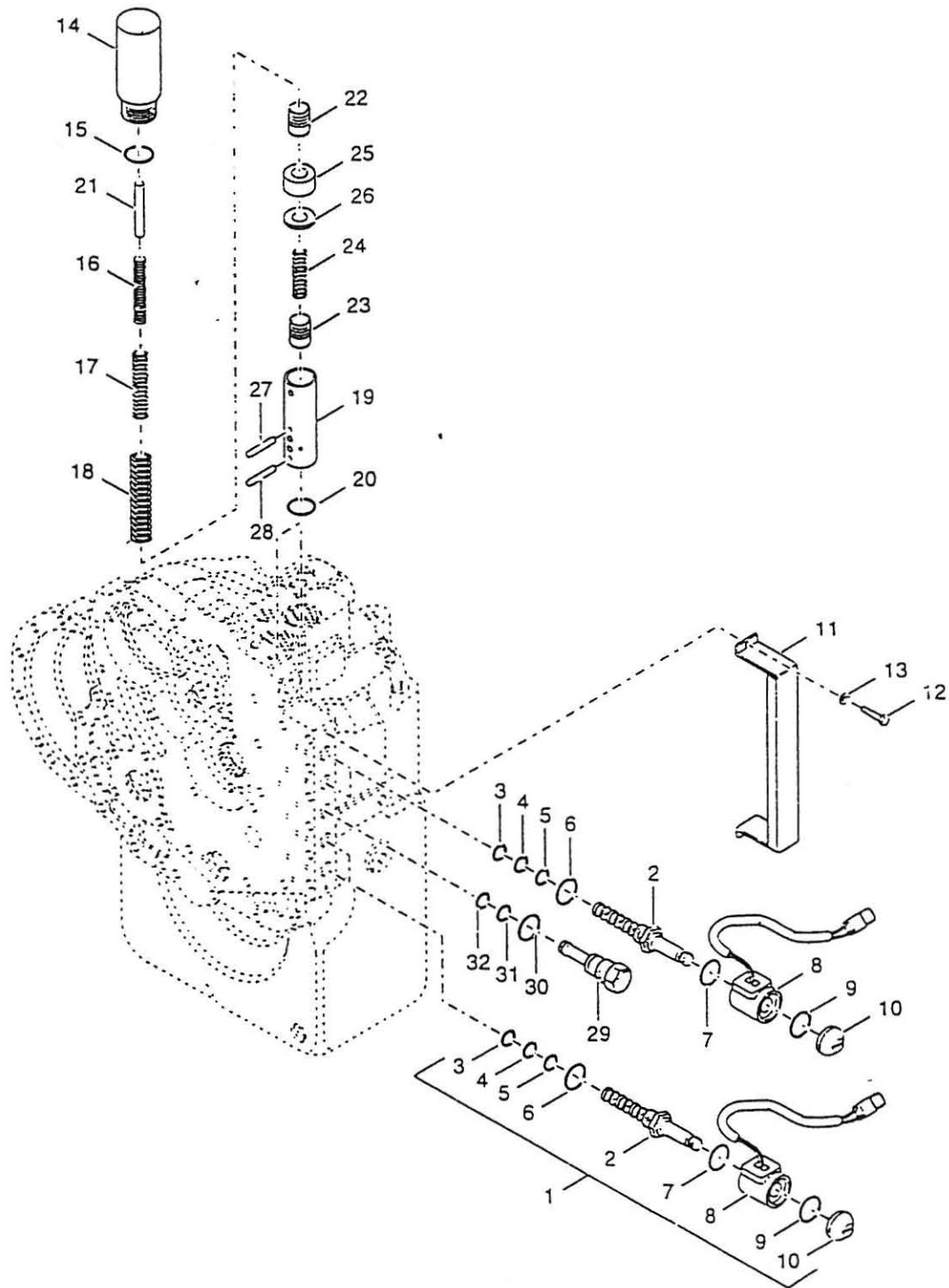
ITEM	NUMBER	DESCRIPTION	REQD
1	7-126-483	3rd SHAFT, DRUM, & PLUG ASSY	1
2	7-126-484	ROLLER BEARING	1
3	7-126-485	BEARING & SEAL ASSY	1
4	7-126-486	BEARING SUPPORT WASHER	1
5	7-126-487	OIL DISTRIBUTOR SLEEVE	1
6	7-126-488	SCREW	1
7	7-126-468	PISTON RING	2
8	7-126-489	PISTON & SEALS ASSY (INCLUDES ITEMS 9-10)	1
9	7-126-470	OUTER CLUTCH PISTON SEAL	1
10	7-126-471	INNER CLUTCH PISTON SEAL	1
11	7-126-478	OUTER DISC	5
12	7-126-479	INNER DISC	5
13	7-126-472	END PLATE	1
14	7-126-473	SNAP RING	1
15	7-126-474	CLUTCH PISTON WEAR PLATE	1
16	7-126-475	DISC SPRING ASSY (INCL. 5 WASHERS)	1
17	7-126-476	SNAP RING RETAINER	1
18	7-126-477	SNAP RING	1
19	7-126-490	NEEDLE ROLLER THRUST BEARING	2
20	7-126-491	THRUST WASHER	4
21	7-126-492	SNAP RING	3
22	7-126-429	3rd CLUTCH GEAR BEARING (SEE GEAR GROUP)	2
23		3rd CLUTCH GEAR (SEE GEAR GROUP)	1
24		FIRST DRIVE GEAR (SEE GEAR GROUP)	1



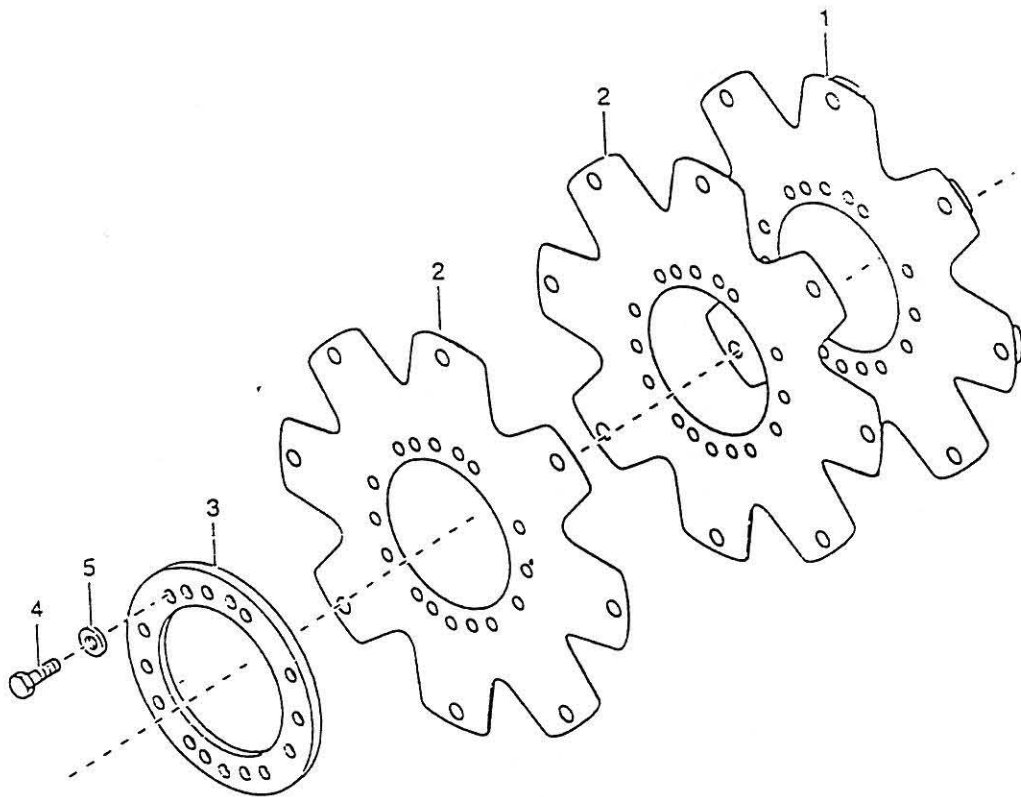
ITEM	NUMBER	DESCRIPTION	REQD
1	7-126-493	1st & 2nd SHAFT, DRUM, PLUG, & SEAT ASSY	1
2	7-126-494	ROLLER BEARING	1
3	7-126-485	BEARING & SEAL ASSY	1
4	7-126-468	PISTON RING	2
5	7-126-495	PISTON & SEALS ASSY (INCL. ITEMS 6 & 7)	2
6	7-126-470	OUTER CLUTCH PISTON SEAL	2
7	7-126-471	INNER CLUTCH PISTON SEAL	2
8	7-126-472	END PLATE	2
9	7-126-473	SNAP RING	2
10	7-126-474	CLUTCH PISTON WEAR PLATE	2
11	7-126-475	2nd DISC SPRING ASSY (INCL. 5 WASHERS)	1
12	7-126-496	1st DISC SPRING ASSY (INCL. 7 WASHERS)	1
13	7-126-476	SNAP RING RETAINER	2
14	7-126-477	SNAP RING	2
15	7-126-480	CLUTCH GEAR THRUST BEARING	4
16	7-126-481	CLUTCH GEAR THRUST WASHER	8
17	7-126-497	SNAP RING	2
18	7-126-498	OIL DISTRIBUTOR SLEEVE	1
19	7-126-499	SLEEVE RETAINING SCREW	1
20	7-126-478	OUTER DISC (1st)	10
21	7-126-479	INNER DISC (1st)	10
22	7-126-478	OUTER DISC (2nd)	5
23	7-126-479	INNER DISC (2nd)	5
24	7-126-423	CLUTCH GEAR BEARING (SEE GEAR GROUP)	4
25		1st CLUTCH GEAR (SEE GEAR GROUP)	1
26		2nd CLUTCH GEAR (SEE GEAR GROUP)	1
27		3rd DRIVEN GEAR (SEE GEAR GROUP)	1



ITEM	NUMBER	DESCRIPTION	REQD
1	7-126-500	OUTPUT SHAFT	1
2	7-126-307	OUTPUT SHAFT BEARING	2
3	7-126-368	OIL SEAL SLEEVE	2
4	7-126-366	O-RING	2
5	7-126-367	OUTPUT SHAFT OIL SEAL	2
6	7-126-365	SNAP RING	4
7	7-126-369	SNAP RING	2
8	7-126-364	OUTPUT FLANGE & PLUG ASSY (INCL. ITEM 9)	1
9	7-126-363	FLANGE PLUG	1
10	7-126-426	OUTPUT SHAFT GEAR (SEE GEAR GROUP)	1

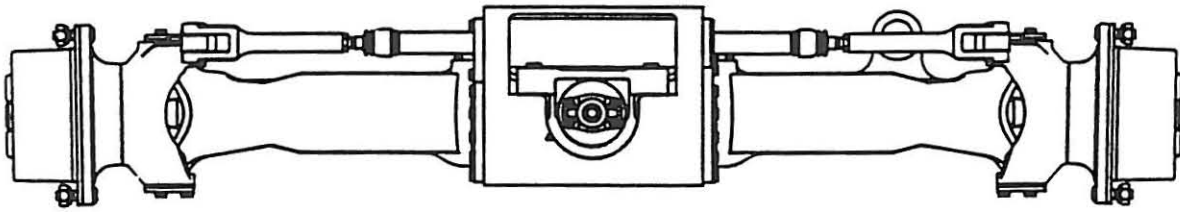


ITEM	NUMBER	DESCRIPTION	REQD
1	7-126-382	SOLENOID ASSEMBLY (INCLUDES ITEMS 2-10)	4
2	7-126-380	4-WAY VALVE CARTRIDGE (INCL. ITEMS 3-6)	4
3	7-126-376	O-RING	4
4	7-126-377	O-RING	4
5	7-126-378	O-RING	4
6	7-126-379	O-RING	4
7	7-126-374	O-RING	4
8	7-126-375	SOLENOID COIL (12V)	4
9	7-126-374	O-RING	4
10	7-126-373	NUT	4
11	7-126-501	PROTECTIVE COVER	1
12	7-126-502	SCREW	2
13	7-126-503	LOCKWASHER	2
14	7-126-504	MODULATOR VALVE HOUSING	2
15	7-126-371	O-RING	2
16	7-126-505	INNER SPRING	2
17	7-126-506	MIDDLE SPRING	2
18	7-126-507	OUTER SPRING	2
19	7-126-508	MODULATION VALVE SLEEVE	2
20	7-126-372	O-RING	2
21	7-126-63	PIN	2
22	7-126-509	ACCUMULATOR SPOOL	2
23	7-126-510	REGULATOR SPOOL	2
24	7-126-511	MODULATOR VALVE SPOOL	2
25	7-126-512	SPRING RETAINER	2
26	7-126-513	SPRING SPACER	2
27	7-126-514	UPPER PIN	2
28	7-126-515	LOWER PIN	2
29	7-126-381	SOLENOID BORE PLUG	1
30	7-126-379	O-RING	1
31	7-126-378	O-RING	1
32	7-126-376	O-RING	1



ITEM	NUMBER	DESCRIPTION	REQD
1	7-126-383	DRIVE PLATE ASSY (INCL. IN ITEM 6-N.S.S.)	1
2	7-126-383	DRIVE PLATE (INCL. IN ITEM 6-N.S.S.)	2
3	7-126-60	DRIVE PLATE BACKING RING	1
4	7-126-516	SCREW	6
5	7-126-54	LOCKWASHER	6
6	7-126-383	DRIVE PLATE KIT (INCLUDES ITEMS 1-5)	1

AXLE
PARTS BOOK
TH528




DATE: 6-28-99
SPICER PS-6052 AXLES
7-229-361 STEERING CYLINDER

TEREX HANDLERS

455 N. Superior Ave., Baraga, MI 49908-0248

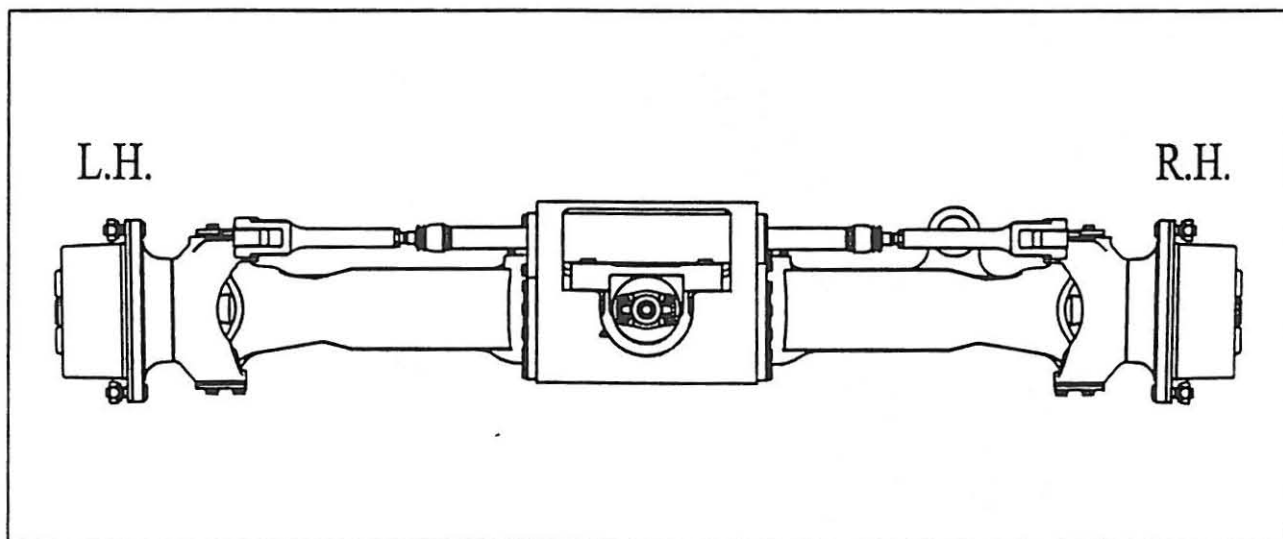
PH: (906) 353-6675; FAX: (906) 353-7543

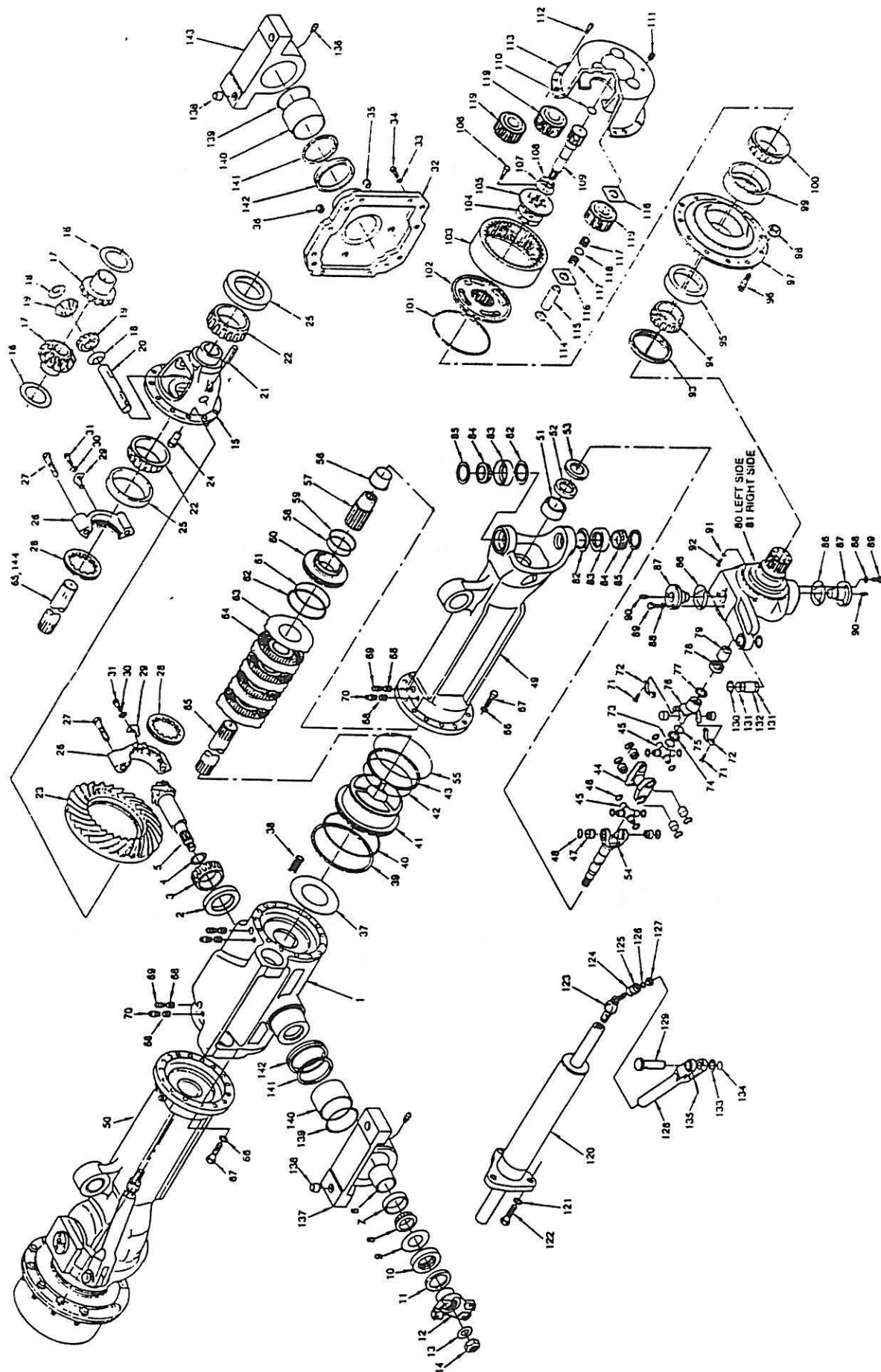
INTERNET: <http://www.sqshooter.com>



AXLE PARTS ORDERING GUIDE

WHEN ORDERING FROM THIS BOOK USE THE
FIGURE BELOW AS A REFERENCE IN
DETERMINING LEFT OR RIGHT HAND SIDE.





ITEM	NUMBER	DESCRIPTION	REQD
1	7-229-392	CARRIER SUB ASSEMBLY	1
2	7-229-393	BEARING / CUP	1
3	7-229-394	BEARING / CONE	1
4	7-229-395	SHIM	1
5	7-229-396	GEAR & PINION ASSY (WITH ITEM 23)	1
6	7-229-397	SPACER	1
7	7-229-398	BEARING / CUP	1
8	7-229-399	BEARING / CONE	1
9	7-229-176	THRUST WASHER	1
10	7-229-285	OIL SEAL	1
11	7-229-136	DEFLECTOR	1
12	7-229-400	END YOKE	1
13	7-229-133	WASHER / PINION NUT	1
14	7-229-132	NUT / PINION	1
15	7-229-401	DIFFERENTIAL STANDARD CASE	1
16	7-229-168	THRUST WASHER	2
17	7-229-402	DIFFERENTIAL GEAR	2
18	7-229-403	THRUST WASHER	2
19	7-229-404	DIFFERENTIAL PINION	2
20	7-229-405	SHAFT / DIFFERENTIAL	1
21	7-229-406	ROLL PIN	1
22	7-229-407	BEARING / CONE	2
23	7-229-396	GEAR & PINION ASSY (WITH ITEM 5)	1
24	7-229-160	DRIVE GEAR SCREW	12
25	7-229-408	BEARING / CUP	2
26	7-229-409	BEARING CAP	2
27	7-229-410	HEX BOLT	4
28	7-229-411	ADJUSTING RING	2
29	7-229-163	ADJUSTING RING CLIP	2
30	7-229-164	FLAT WASHER	2
31	7-229-165	HEX BOLT	2
32	7-229-412	CARRIER COVER	1
33	7-229-173	FLAT WASHER	12
34	7-229-228	HEX BOLT	12
35	7-229-175	PIPE PLUG	1
36	7-229-175	PIPE PLUG	1
37	7-229-413	PLATE / SPRING BACKING	2
38	7-229-414	COMPRESSION SPRING	20
39	7-229-382	GLIDE RING / INNER	2
40	7-229-381	O-RING	2
41	7-229-415	PISTON	2
42	7-229-383	O-RING	2
43	7-229-384	GLIDE RING / OUTER	2
44	7-229-416	YOKE CENTER	2
45	7-229-417	U-JOINT CROSS	4
46	7-229-418	SEAL ASSEMBLY	16
47	7-229-256	BEARING RACE ASSY	16
48	7-229-419	SNAP RING	12
49	7-229-420	AXLE HOUSING / RIGHT SIDE	1
50	7-229-421	AXLE HOUSING / LEFT SIDE	1
51	7-229-193	SPINDLE BUSHING	2
52	7-229-192	OIL SEAL	2

ITEM	NUMBER	DESCRIPTION	REQD
53	7-229-303	OIL SEAL	2
54	7-229-422	SHAFT / INNER YOKE	2
55	7-229-389	O-RING	2
56	7-229-423	FLANGE BUSHING	2
57	7-229-424	SPLINED COUPLING	2
58	7-229-387	O-RING / OUTER	2
59	7-229-388	GLIDE RING / OUTER	2
60	7-229-425	SERVICE PISTON	2
61	7-229-385	O-RING / INNER	2
62	7-229-386	GLIDE RING / INNER	2
63	7-229-390	PLATE / LINING STOP	10
64	7-229-391	FRICITION DISC ASSEMBLY	8
65	7-229-426	RIGHT AXLE SHAFT	1
66	7-229-173	FLAT WASHER	32
67	7-229-428	HEX BOLT	32
68	7-229-110	SEAT INSERT	4
69	7-229-111	BLEEDER SCREW	4
70	7-229-112	HYDRAULIC BRAKE FITTING	4
71	7-229-430	FLANGE SCREW	8
72	7-229-429	BEARING STRAP	4
73	7-229-431	SNAP RING	1
74	7-229-432	SPACER	1
75	7-229-433	O-RING	1
76	7-229-434	END YOKE	1
77	7-229-380	OIL SEAL	1
78	7-229-187	OIL SEAL	2
79	7-229-435	SPINDLE BUSHING	2
80	7-229-436	STEERING KNUCKLE / LEFT	1
81	7-229-437	STEERING KNUCKLE / RIGHT	1
82	7-229-438	GREASE RETAINER	4
83	7-229-398	BEARING / CUP	2
84	7-229-399	BEARING / CONE	4
85	7-229-439	OIL SEAL	4
86	SEE TABLE	SHIMS (ITEMS 145-150)	REF
87	7-229-441	CAP / KING PIN	4
88	7-229-173	FLAT WASHER	12
89	7-229-442	HEX BOLT	12
90	7-229-69	GREASE FITTING	4
91	7-229-173	FLAT WASHER	2
92	7-229-443	STOP BOLT	2
93	7-229-379	OIL SEAL	1
94	7-229-108	BEARING / CONE	1
95	7-229-107	BEARING / CUP	1
96	7-229-371	BOLT / WHEEL	10
97	7-229-447	WHEEL HUB	1
98	7-229-104	NUT / 3/4-16 RH	20
99	7-229-299	BEARING / CUP	1
100	7-229-102	BEARING / CONE	1
101	7-229-450	SNAP RING	1
102	7-229-451	PLANETARY HUB	1
103	7-229-452	PLANETARY RING GEAR	1

ITEM	NUMBER	DESCRIPTION	REQD
104	SEE TABLE	SHIMS (SEE ITEMS 151-156)	REF
105	7-229-459	RETAINING PLATE	1
106	7-229-228	HEX BOLT	12
107	7-229-460	THRUST WASHER	1
108	7-229-461	THRUST WASHER	1
109	7-229-462	INPUT GEAR	1
110	7-229-88	WASHER / DRIVE FLANGE	1
111	7-229-175	PLUG / PIPE	2
112	7-229-463	SCREW / SOCKET HEAD	2
113	7-229-464	PLANETARY DRIVE FLANGE	1
114	7-229-465	SNAP RING	3
115	7-229-466	SHAFT / PLANET GEAR	3
116	7-229-467	WASHER / DRIVE FLANGE	6
117	7-229-468	NEEDLE BEARING	6
118	7-229-469	THRUST WASHER	3
119	7-229-470	GEAR	3
120	7-229-471	STEERING CYLINDER ASSEMBLY	1
121	7-229-173	FLAT WASHER	3
122	7-229-228	HEX BOLT	3
123	7-229-472	SOCKET ASSEMBLY	2
124	7-229-473	LARGE RETAINING WIRE	2
125	7-229-474	BOOT	2
126	7-229-475	SMALL RETAINING WIRE	2
127	7-229-476	JAM NUT	2
128	7-229-477	STEERING ARM	2
129	7-229-478	CLEVIS PIN	2
130	7-229-479	SHIM (AS REQUIRED)	REF
131	7-229-370	O-RING	4
132	7-229-480	BUSHING	1
133	7-229-481	FLAT WASHER	2
134	7-229-482	SNAP RING	2
135	7-229-292	DOWEL PIN	2
136	7-229-69	GREASE FITTING	2
137	7-229-483	TRUNNION BEAM / REAR	1
138	7-229-484	LOCATING PIN	4
139	7-229-485	O-RING	2
140	7-229-486	SPINDLE BUSHING	2
141	7-229-362	BEARING THRUST WASHER	2
142	7-229-376	GREASE SEAL	2
143	7-229-487	TRUNNION BEAM / FRONT	1
144	7-229-427	LEFT AXLE SHAFT (NOT SHOWN)	1

SHIM TABLES

ITEM 86

ITEM	NUMBER	DESCRIPTION	REQD
145	7-229-440	SHIM / .002 (AS REQUIRED)	REF
146	7-229-504	SHIM / .005 (AS REQUIRED)	REF
147	7-229-505	SHIM / .010 (AS REQUIRED)	REF
148	7-229-506	SHIM / .015 (AS REQUIRED)	REF
149	7-229-507	SHIM / .030 (AS REQUIRED)	REF
150	7-229-508	SHIM / .060 (AS REQUIRED)	REF

ITEM 104

<u>ITEM</u>	<u>NUMBER</u>	<u>DESCRIPTION</u>	<u>REQD</u>
151	7-229-453	SHIM / .003 (AS REQUIRED)	REF
152	7-229-454	SHIM / .002 (AS REQUIRED)	REF
153	7-229-455	SHIM / .005 (AS REQUIRED)	REF
154	7-229-456	SHIM / .010 (AS REQUIRED)	REF
155	7-229-457	SHIM / .020 (AS REQUIRED)	REF
156	7-229-458	SHIM / .030 (AS REQUIRED)	REF

KITS & SUBASSEMBLIES

<u>ITEM</u>	<u>NUMBER</u>	<u>DESCRIPTION</u>	<u>REQD</u>
157	7-229-488	CARRIER ASSEMBLY (ITEMS 1-31)	1
158	7-229-489	DIFFERENTIAL CASE ASSY (ITEMS 15-21)	1
159	7-229-490	DIFFERENTIAL CASE KIT (ITEMS 16-21)	REF
160	7-229-491	GEAR & PINION KIT (ITEMS 17-19)	REF
161	7-229-492	END YOKE ASSEMBLY (ITEMS 11, 12)	1
162	7-229-493	SHAFT & JOINT ASSY (ITEMS 45,47,48, 157)	2
163	7-229-202	CROSS ASSEMBLY (ITEMS 45, 46)	2
164	7-229-494	L.H. STEER KNUCKLE ASSY (ITEMS 78-80, 132)	1



