


Countertop Buying Guide



Everything you need
to choose the right countertop





Silestone®, Seleno, Custom Edge

We have the brands you can trust



Get Started Today

Three ways to make an appointment:

- 1 Ask an Associate
- 2 Visit homedepot.com/DesignConnect
- 3 Call 1-877-979-6683

My Kitchen Planner

User Name: _____

Password: _____

My Contacts

Store Contact

Name: _____

Email/Phone: _____

Fabricator

Company: _____

Contact: _____

Phone: _____

Choose The Home Depot®

- ✓ **Quality**—The best products, services and customer satisfaction that exceeds a 9 out of 10
- ✓ **Value**—Solutions to fit any budget backed by a price match guarantee
- ✓ **Design**—Affiliated with the National Kitchen & Bath Association (NKBA)
- ✓ **Craftsmanship**—Service Providers have passed background checks, are insured, are licensed* and their work is warranted

*Where required




Martha Stewart Living™ by Corian®,
Sea Salt, Double Radius

Get Started.....	4
Explore and Imagine	6
Make Your Choices:	8
UltraCompact.....	10
Quartz	12
Granite	14
Solid Surface.....	16
Laminate.....	18
Specialty	20
Edges	22
Sinks	23
Backsplashes.....	24
Measure.....	25
Online Tools	25
Worksheet.....	26
Countertop Estimator.....	28
Place Your Order	29
Installation	30
Comparison Shopping	31
What to Expect.....	32
Notes	33



The Simple Solution to New Countertops in 5 Easy Steps



1. Explore and Imagine

Once you decide it's time for a new countertop, it's time to pay attention to all of the choices around you. Watch design shows on TV. Flip through magazines and catalogs. And then go to homedepot.com/DesignConnect to start the journey to a brand new countertop.

> Page 6


2. Make Your Choices

This is the time to choose your countertop surface and color. It's also the time to choose an edge, backsplash, cooktop, sink, faucet and disposal. Everything needs to be decided before the countertop is ordered to ensure a proper installation.

> Page 8



Martha Stewart Living™ Viaterra™, Sierra, Ogee Bullnose



3. Measure

Initial measurements don't have to be perfect but are necessary in discussing options with your Home Depot Designer. Use the attached Project Worksheet or visit homedepot.com/CountertopEstimate for information on how to measure your countertops.

> Page 25

4. Place Your Order

After your order is placed, an authorized Service Provider will make an appointment to visit your home and verify your measurements. Your order will be adjusted based on these actual measurements.

> Page 29

5. Installation

Your countertops are custom-built and your authorized Service Provider will call you to schedule installation. See page 30 for more detailed information on the installation process.

> Page 30

1. Explore and Imagine



Your Inspiration

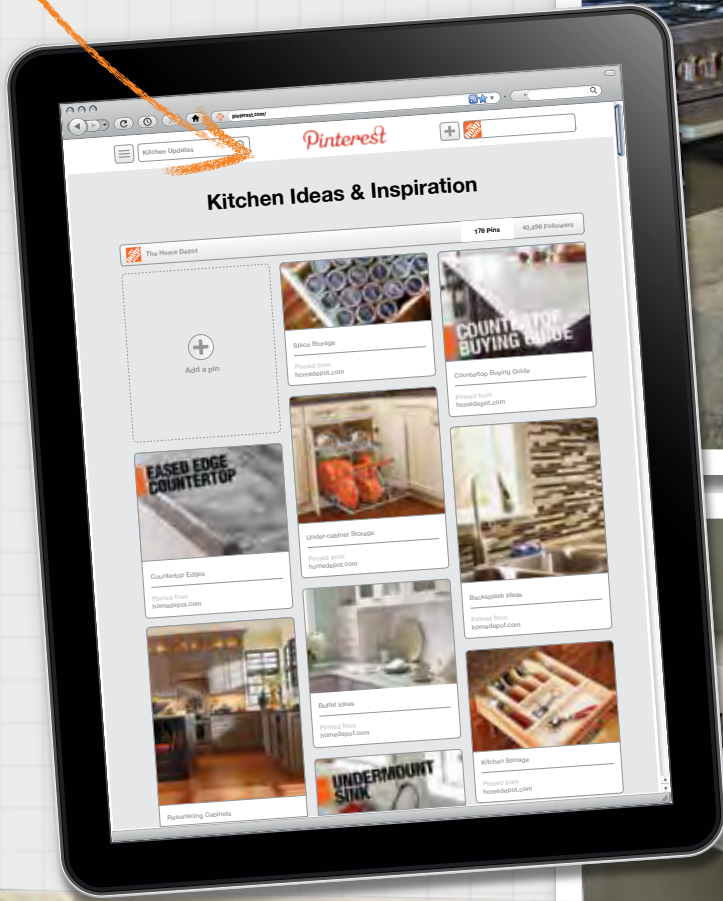
Get inspired on Pinterest — take a look at The Home Depot kitchens page



Corian®, Hazelnut, Bullnose




Silestone®, Arezzo, Eased



ECO, Luna, Custom Edge

pinterest.com/homedepot/kitchen-ideas-inspiration



Stonemark®, Bianco Antico, Eased



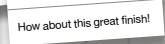

Wilsonart®, Calcutta Marble, Custom Edge



Heirloom, Distressed Black Walnut, French Baroque



Silestone®, Stellar Night, Integrity Sink



How about colors — any accents?

2. Make Your Choices



Corian®, Clam Shell, Eased

Stonemark®, Solaris, Bullnose

Choose Your Material

	UltraCompact	Quartz	Granite	Solid Surface	Laminate	Recycled	Wood	Metals
Scratch Resistant	●	●	●	◐	◐	●	○	○
Stain Resistant	●	◐	◐	◐	●	◐	◐	◐
Heat Resistant	●	●	●	◐	●	●	◐	●
Impact Resistant	◐	◐	◐	◐	◐	◐	○	○
Color/Pattern Consistency	●	◐	○	●	●	◐	◐	●
Renewable and Repairable	○	◐	○	●	○	◐	◐	◐
Seamless Appearance	◐	◐	◐	●	○	◐	○	◐
Warranty	25-Year	15-Year	15-Year	15-Year	1-Year	10-Year	Limited Lifetime	2-Year
Need to Seal	No	No	Yes	No	No	No	Yes	No
Price Range	\$\$\$\$	\$\$\$	\$\$\$	\$\$	\$	\$\$\$	\$\$\$\$\$	\$\$\$\$\$

Resistant, not impermeable. See individual brand for warranty details. Pre-fab quartz and granite are limited to 1-Year Warranty.

● EXCELLENT ◐ VERY GOOD ◑ GOOD ◒ FAIR ○ POOR

Great Looks, Lots of Choices



UltraCompact

Dekton® is a unique blend of raw materials that replicates a stone surface and lasts a lifetime.



Quartz

This top-rated surface offers unique patterns and consistent color, and never needs to be sealed.



Granite

Favored for its natural beauty, granite is also highly durable, offering excellent stain, scratch and heat resistance.



Solid Surface

This durable, seamless surface is easy to mix and match. Being able to sand away scratches is a plus.



Laminate

Laminate is the most affordable option while also offering durability and stain resistance.



Recycled

Recycled countertops are durable, easy to clean and use limited natural resources to manufacture.



Wood

Traditional and classic, this eco-friendly option adds warmth while retaining functionality. With periodic resealing this handcrafted and functional material only gets more beautiful with age.



Metals

STAINLESS STEEL: Heat and stain resistant, stainless steel is easy to clean and maintain.

COPPER: Durable and elegant. It comes in a variety of finishes, including a traditional matte finish.

2. Make Your Choices



Dekton®,
Zenith, Miter-4cm

The Optimal Surface for Quality, Performance and Durability

Manufactured using a process that replicates the forces of Mother Nature, Dekton is an ultra durable surface that has the characteristics of a surface millions of years in the making.

- Withstands extreme temperature changes without cracking
- Highly resistant to scratching, scorching and burning
- Non-porous and stain proof
- UV-resistance prevents fading indoors or outdoors
- Backed by a 25-year limited manufacturer warranty



Dekton®,
Keranium, Eased

Dekton™,
Domoos, Eased



✓ **REMINDER...**
Order your samples
at homedepot.com



EXCLUSIVE

Dekton®

A new and original type of surface, Dekton® is made from a unique blend of raw materials contained within refined glass, enhanced porcelain and natural quartz to produce a beautiful surface.


Top Sellers



Danae Ariane Strato Keranium Sirius



Dekton®, Kadum, Bevel




Dekton®, Danae, Sharknose



Dekton®, Ananke, Miter-4cm

Ask an Associate for additional color options.

2. Make Your Choices



Viatera®, Domingo, Triple Pencil

The Ultimate in Easy Care

One of the hardest substances on earth, quartz countertops are manufactured using up to 94% quartz.

- Non-porous and scratch resistant
- The natural beauty of quartz is derived from its multi-dimensional, gem-like color
- Maintenance-free—needs no sealing or polishing
- The Home Depot has the widest range of color options
- 15-year limited manufacturer warranty

✓ **REMINDER...**
*Order your samples
at homedepot.com*



EXCLUSIVE COLORS

Silestone®

Silestone® delivers distinctive depth, brilliant clarity, glimmering radiance and a cool, solid feel unique to natural stone. Backed by a 15-year limited warranty.

Top Sellers



Helix Bamboo Sienna Ridge Marengo Stellar Night



Silestone®, Yukon Blanco, Bullnose



EXCLUSIVE COLORS

LG Hausys Viatera®

Viatera® Quartz brings raw, natural beauty to life and offers 16 exclusive colors. Backed by a 15-year transferable warranty.

Top Sellers



Cortina River Shoal Mulholland Silver Lake Royal Teak



Viatera®, Mulholland, Double Radius




EXCLUSIVE COLORS

Martha Stewart Living™ Viatera®

Martha Stewart Living™ Viatera® Quartz styles are inspired by the colors, depth and active veining seen in beautiful natural marbles, and each is designed to work with a variety of Martha Stewart Living PureStyle™ and wood cabinet finishes. Backed by a 15-year transferable warranty.

Top Sellers



Snow Cap Flagstone Sierra Shadow Midnight



Martha Stewart Living™ Viatera®, Flagstone, Eased

Ask an Associate for additional color options.

2. Make Your Choices



Stonemark®, Bordeaux, Bevel

Stonemark®, Baltic Brown,
Half Bullnose

Natural Beauty and Durability

Granite's vivid natural color palette makes it the ideal material for countertops.

- Resists heat, scratches and stains
- Offers a near endless variety of different patterns of veins, specks and swirls
- Stonemark® Granite from The Home Depot® comes pre-sealed with stain protection backed by a 15-year limited warranty
- Large assortment of colors

✓ **REMINDER...**
*Order your samples
 at homedepot.com*



EXCLUSIVE

Stonemark® Granite

Each handpicked Stonemark® granite slab offers a near endless variety of veins, specks and swirls to add a sophisticated look to any countertop. Granite slab viewing and selection available in select areas at our supplier's off-site location. Ask an Associate for details.

Top Sellers



Giallo Fantasia New Venetian Gold Bianco Antico Baltic Brown Ubatuba



Stonemark®, Netuno Bordeaux, Roundover



Stonemark®, Giallo Veneziano, Eased

Ask an Associate for additional color options.

2. Make Your Choices



Corian®, Sorrel, Custom Edge

Beauty That's More Than Skin Deep

Solid Surface countertops are made of durable, man-made acrylic to provide years of low-maintenance beauty and service.

- Resists stains, moisture, sunlight and heat
- Offers a wide assortment of colors, patterns
- Easily repairable
- Molds to any shape and is the only material that can include an integrated sink with a near seamless appearance



Corian®, Sandalwood, Bevel

✓ **REMINDER...**
*Order your samples
 at homedepot.com*



EXCLUSIVE COLORS

Martha Stewart Living™ by Corian®

Made of DuPont™ Corian®, these countertops bring a richness and complexity reminiscent of natural stone and come in a variety of unique colors. Backed by a 15-year limited warranty.

Top Sellers



Sea Salt Tundra Acadia Bedford Marble Warm Soapstone



Martha Stewart Living™ by Corian®, Shoreline, Eased




Corian.

DuPont™ Corian®

DuPont™ Corian® is easy to live with and easy to love. Corian® solid surface countertops come in a dazzling variety of colors for unlimited design options. Backed by a 15-year limited warranty.

Top Sellers



Sandalwood Sahara Witch Hazel Oat Maui



Corian®, Clam Shell, Bevel




HI-MACS®
Solid Surface

EXCLUSIVE COLORS

LG Hausys HI-MACS®

Offering a stunning palette of 45 colors, including 6 exclusive to The Home Depot®, HI-MACS® solid surface appears virtually seamless, looks good and feels even better. Backed by a 15-year transferable warranty.

Top Sellers




Arctic White Tapioca Pearl Tambora Edisto Vanilla Sugar



HI-MACS®, Kaffa, Eased

Ask an Associate for additional color options.

2. Make Your Choices



Formica®, Blue Storm, Bevel

Economical, Versatile Beauty

Affordable, easy to care for and available in a wide variety of colors, it's easy to find the perfect laminate to match your lifestyle and taste.

- Resists heat, scratches, stains and moisture
- Easy to maintain and clean
- Complements virtually any kitchen décor with over 250 colors and patterns
- Reflects your personal style and accents your space with a variety of decorative edges
- Makes changing your style every few years affordable
- Backed by a 1-year limited warranty



Formica®, Calacatta, Eased

✓ **REMINDER...**
*Order your samples
 at homedepot.com*



Wilsonart® Laminate

Wilsonart Laminate combines easy care surfaces with a wide selection of patterns and colors at a price that makes a new look affordable.

Top Sellers



Milano Quartz Jeweled Coral Desert Springs Milano Amber Winter Carnival



Wilsonart®, Canyon Passage, Beveled




Formica® Group

With a wide range of colors, styles and patterns to choose from, Formica® Group makes it easy to find the perfect match for your lifestyle and taste.

Top Sellers



Calacatta Marble Antique Mascarello Golden Mascarello Slate Sequoia Blue Storm



Formica®, Dolce Vita, Custom Edge

Ask an Associate for additional color options.

2. Make Your Choices



ECO, Polar Cap, Eased—4CM

Heirloom, Distressed Black Walnut, French Baroque



ECO, Crystal Sand, Eased

Recycled Material: Consciously Beautiful

A countertop that is manufactured using limited natural resources is a perfect solution for those conscious of the environment or those looking for unique beauty.

- Resists staining, scratching and scorching
- Non-porous, does not require sealers
- Easy to maintain and keep clean



RECYCLED SURFACES

ECO by Cosentino®

ECO by Cosentino® is a durable surface made of 75% recycled content composed of postindustrial or postconsumer materials and is bound by an environmentally friendly resin. Backed by a 10-year limited warranty.

Top Sellers



White Diamond

Luna

Riverbed

Iron Ore

Starlight

Ask an Associate for additional color options.



Heirloom, Bamboo, Double Roman Ogee



Frigo, Stainless Steel, Eased

Wood: Warm and Cozy

Solid wood countertops add warmth, a unique grain pattern, natural color and visual texture while retaining functionality. Use as a primary or complementary surface.

- Durable for daily use
- An excellent choice for islands
- Organic, penetrating oil repels moisture and stains

Metal: Sleek and Sophisticated

Stainless Steel and Copper project a professional look with commercial design and a clean feel. Metal's durability is both functional and decorative, as wear only adds to its beauty.

- Durable surface that's easy to clean
- Can be custom-built to any size or shape
- A great work surface to pair with stone

HEIRLOOM

WOOD COUNTERTOPS

EXCLUSIVE

Heirloom Wood

Heirloom Wood countertops are custom designed and available in a stunning variety of premium domestic and exotic wood. Suitable for kitchens and bathrooms, Heirloom Wood countertops are designed to last forever, bringing enduring value to your home. Limited lifetime warranty.

Top Sellers



Hickory Bamboo Caramelized Distressed Black Walnut Black Walnut Sapele Mahogany

Frigo Design

EXCLUSIVE

Frigo Stainless Steel and Copper


Frigo Design offers premium stainless steel and copper countertops/backsplashes in a variety of patterns and finishes. Frigo metals are easy to clean and are heat and stain resistant. Combine a patterned metal with a metallic finish for a unique look. Limited 2-year warranty.

Top Sellers



Dual Tone Mini Hammered Tree Bark Leather Grain Quilted

2. Make Your Choices



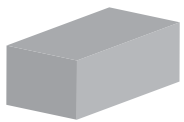
Stonemark®, Black Galaxy, Half Bullnose

Add Your Personal Style


The right edge helps define your new countertop and the overall tone for your space.

- Rounded edges are a subtle complement to all styles and are less likely to chip
- Straight or bevel edges offer a striking highlight in traditional and contemporary designs


Top Edges




Eased




Bevel




Bullnose



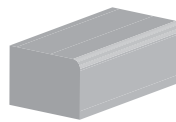
Double Radius




Half Bullnose



Ogee



Roundover




Triple Pencil

Other choices available, including custom.

The Right Sink Says So Much

Today's sinks offer function in amazing form. Your Countertop Design Expert will help you navigate the many types, styles, materials and other options to find the ideal sink to complement your new countertop.



Karran

Sink Types



Undermount

A smooth transition from countertop to sink with the benefit of increased countertop space.



Integral

Made from the same material as the countertop, the finished look is seamless and works for all design styles.



Apron Front

A traditional look that creates a striking focal point.



Drop-In

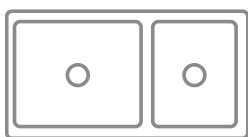
Quick installation, multiple design options, and works with all countertop materials.

Number of Bowls



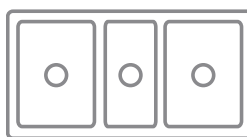
Single

Great for washing large dishes and oversized pots.




Double

There's a side for cleaning and a side for prepping.



Triple

Features a small, middle bowl intended as a prep sink.



Round

Perfect as a prep sink or a secondary sink.

Materials


Sinks can be made from just about anything. Right now the trending choices are:



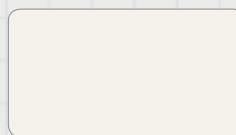
Cast Iron



Copper



Stainless Steel




Acrylic



Composite

2. Make Your Choices



The Finishing Touch

Backsplashes are another option that can dramatically enhance your new countertop. With choices that include ceramic, stone and glass tile, as well as different metals, this once purely protective accent can now be a defining element.

Sample Backsplash Designs




HD-065




HD-012



HD-016



HD-022




HD-038



HD-011




HD-027



HD-034



HD-037



HD-039




HD-040



HD-013



HD-028



HD-035

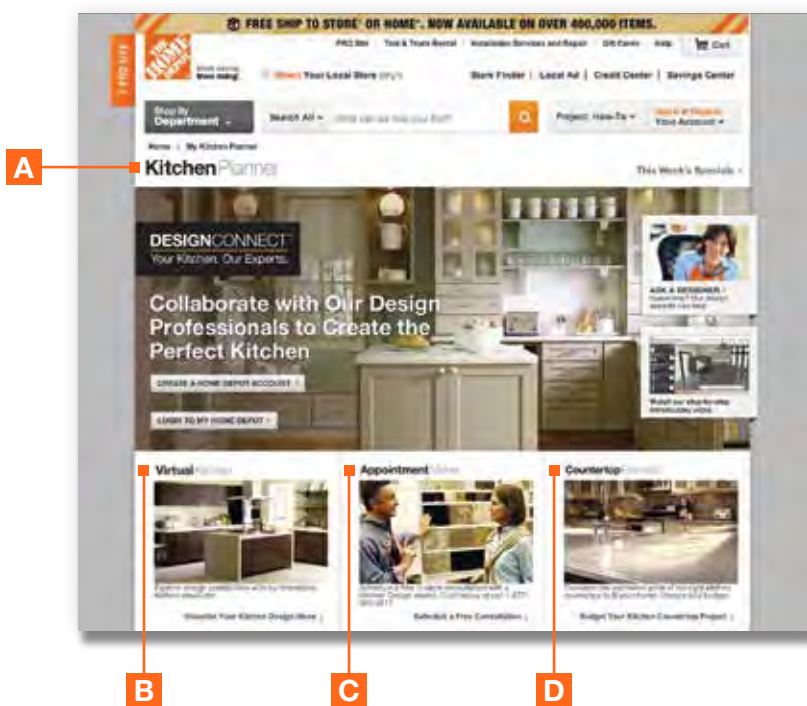
3. Measure



DESIGNCONNECT™

Your Kitchen. Our Experts.

Use this collection of online tools to make the project easier. There are special tools to help you visualize new looks, an estimator for budgeting and links to get one-on-one advice from Kitchen Design Experts in-store and online. Visit homedepot.com/DesignConnect.



Our online tools make the project easier

A

KitchenPlanner >

KitchenPlanner is an online shared space with convenient tools so you can easily collaborate with a Home Depot Kitchen Design Expert.

B

VirtualKitchen >

VirtualKitchen is an interactive design visualizer that helps you create your kitchen layout and choose your design preferences while viewing your kitchen space from all angles and perspectives.

C

AppointmentMaker >

AppointmentMaker is an online tool allowing you to schedule a free in-store consultation with a Kitchen Design Expert. The Home Depot® designers will work with you on anything from updating a few key features of your kitchen to a full-scale remodeling project.

D

CountertopEstimator >

CountertopEstimator makes it easy to calculate the estimated price of the right countertop to fit your home, lifestyle and budget. Estimates include design, template, delivery and installation.

Measurement Worksheet

Sink Material: Stainless Steel Cast Iron Acrylic Composite Other: _____

Sink Type: Undermount Integral Apron Front Drop-In

Range Type: Freestanding Slide-In Drop-In

Sink Reveal: (Undermount) Yes No



Estimator Box				
Countertop Sections				
Length	X	Width	=	Area
1.	X		=	
2.	X		=	
3.	X		=	
4.	X		=	
Total Square Inches				
Divide by 144 to determine the square footage				÷
= Total Square Feet				sq. ft.

Start your countertop project with this worksheet or by visiting homedepot.com/countertopestimate. When you meet with a Home Depot Designer, it is important to have your initial countertop measurements. You can easily measure your existing countertop and supply a rough drawing. You will need a pencil and tape measure to get started. Upon completion, schedule an appointment with a Home Depot Designer online at homedepot.com/getstarted.

I'm remodeling my entire space

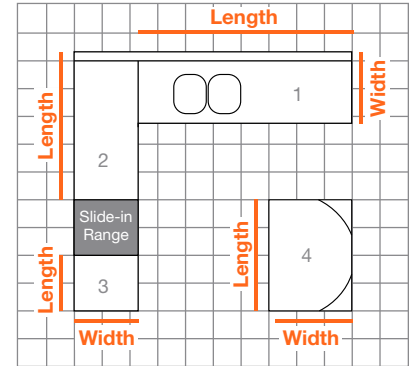
I'm replacing my current countertops

STEP 1: MEASURE YOUR COUNTERTOP

A. SKETCH

- Sketch the basic shape of your countertop layout on the grid, as shown to the right
- Section your drawing into simple rectangles and/or squares, numbering them as 1, 2, 3, etc. Be sure to include any island, bar top (labeling them as separate sections)
- Mark sink location and indicate type of sink (undermount, integral, apron front, drop-in)
- Mark range location and type of range (freestanding, slide-in or drop-in)
- Mark refrigerator location

EXAMPLE



B. MEASURE

- Measure the length and width (in inches) of each section
- To measure the width of your existing countertop, measure from the back wall to the finished front edge
- Multiply the length times the width for each section to get the area
- Total the area for each section and then divide by 144 to calculate the total square footage
- Record your measurements in the Estimator Box on the graph paper (bottom right)

SAMPLE

Countertop Sections				
	Length	X	Width	= Area
1.	60"	X	26"	= 1560"
2.	48"	X	24"	= 1152"
3.	24"	X	24"	= 576"
4.	36"	X	30"	= 1080"
Total Square Inches				4368"
Divide by 144 to determine the square footage				÷ 144
= Total Square Feet				30.3 sq. ft.

STEP 2: COUNTERTOP SURFACES (Not required initially. Can be completed after store visit.)

Surface Type _____ Color _____

Surface Type _____ Color _____

Keep in mind that you will have additional choices to make when you meet with a Designer, such as backsplashes, sinks, upgraded edges, radius corners, plumbing, electrical, removal and haul-away of existing countertops.

STEP 3: BRING THIS COMPLETED FORM TO A HOME DEPOT DESIGNER

This form is for estimation purposes only. It is not an offer to sell products or services based on the information herein. The Countertop Project Estimation Worksheet is NOT a contract. The actual measurements for your countertop project may differ from the measurements you estimate on this form. Therefore, the total estimated costs/amount of materials required for your project may be more or less than the estimate(s) based on this form. Please note that certain materials require minimum order amounts. Please contact store for details.

Tools, products, materials, techniques, building codes requirements and local regulations change.

The Home Depot assumes no liability for omissions, errors or the outcome of any project commenced in reliance upon the measurements, costs or drawings listed on this Countertop Project Estimation Worksheet.

This form is provided strictly for estimation purposes only. If you decide to use The Home Depot's Installation Services, professional measurements will be taken prior to the commencement of fabrication and installation.

Use the Countertop Estimator to get started on your budget

Use this free online tool at **homedepot.com** to calculate the estimated price of the right countertop for your taste and budget. Simply provide the information asked for in the guided step-by-step process. You can always go back and make changes in materials and design choices to alter the estimate.

The estimate does include design, template, delivery and installation by authorized professionals.



Silestone®,
Sienna Ridge, Eased



Corian®, Thyme, Ogee

4. Place Your Order



The Final Fit

Once you finalize your countertop purchase, your fabricator will make an appointment to come to your home and perform a measure and create a template for an exact fit. This also serves as an opportunity to answer any questions you may have.

- Discuss options for seams
- Learn what part you play to make the installation experience as smooth as possible (preparing the workspace, pets, etc.)



ECO, Iron Ore, Custom Edge

Your Part in the Process

Your job at installation is to make sure that the professionals can work their craft in a proper environment. The preparations you make before the work begins can have a huge impact in the time it takes to complete the installation.

- Clear everything from the cabinets and countertops, including small appliances
- Wall pictures and floor decorations should be removed for their protection
- Make sure there's access to all shut-off valves and switches
- Have space designated for materials



Formica®, Silver Travertine,
Half Bullnose

5. Installation



Installation You Can Trust

The Home Depot's Installation Services provide the expertise you need from the start of your project through completion.

- Our experts will manage your project from measurement to installation
- Quality workmanship is backed by The Home Depot®
- Our authorized Service Providers are licensed*, insured and have passed background checks

*where required

**GET IT
INSTALLED** 

**SPECIAL FINANCING
AVAILABLE ON PURCHASES
OF \$299 OR MORE***

*Subject to credit approval.
Ask an Associate or see back cover for more information.

Sign up for MyInstall and Never Be Out of Touch

Take an active role in the installation of your new countertop.

- Track project milestones and know what to expect
- Know when to make preparations for each phase of the project

Compare Quotes

Some fabricators claim to be cheaper than The Home Depot®. However, it's important to make an accurate comparison. Below is a checklist so that you can make the best decision.

Surface: UltraCompact [] Quartz [] Granite [] Solid Surface [] Laminate [] Specialty []

General Countertop Pricing			The Home Depot®		Competitor #1		Competitor #2	
			Included	Price	Included	Price	Included	Price
Measurements			√	—				
Color	Name	Sq. Ft.						
Backsplash	Name	Sq. Ft.						
Edge	Name	Lin. Ft.						
Sink	Name	Qty.						
Sink or Cooktop Cutout		Qty.	√*					
Outlet Cutouts		Qty.						
Faucet Cutouts		Qty.	√*					
Removal and Haul-Away		Sq. Ft.						
Plumbing Connections								
Installation			√	—				
Delivery			√	—				
Promotion	Type							

Other Considerations		Available/Included?	Available/Included?	Available/Included?
Sealing		√		
Seam Placement		Service Provider discretion		
Slab Viewing/Selection		√		
Design Services		√		
Warranty		√		
Years in Business		Since 1978		
Licensed		√		
Insured		√		
Background Checks		√		
Credit Card Acceptance		√		
Financing		√		

*Limitations Apply

What To Expect

Getting Started

- A Home Depot Designer will discuss the countertop surfaces, edges, backsplashes and additional options available to you
- You will need to provide basic measurements and a diagram to your Home Depot Designer if possible. (For your convenience, a Project Worksheet has been provided for you on pages 26–27. Please refer to this worksheet for basic instructions on measuring your countertop.)
- A Home Depot Designer will create an initial quote which is an estimate of the projected price for your countertop project. The final price of your countertop project will be determined after the in-home template has been completed
- Payment is necessary before next steps can begin. Within two business days after project payment, an authorized Service Provider will contact you to schedule your in-home template appointment

In-home Template Appointment

- All items to be installed/mounted on or adjacent to the countertop must be present at the job site for the day of the template appointment. This includes sinks, faucets, appliances, cooktops, soap dispensers, etc.
- All appliances (including installed dishwashers) must be in place
- Stone (Granite, Quartz) and Laminate countertops have visible seams. Acrylic countertops have inconspicuous seams. Seam placement should be discussed during in-home template appointment. To ensure structural integrity, final seam placement is at the discretion of the fabricator. Material from sink and cooktop cut-outs are not part of the finished product due to possible breakage and will not be made available

An authorized Service Provider will visit your home to:

- Create a template (footprint) of your countertop to ensure that the new countertop will fit properly
- Review your project order details and determine any special installation requirements
- Ask you to sign documents approving the countertop order, including seams and cut-outs
- All cabinetry and end panels must be completely and permanently installed (set and level). Before your template, new or existing cabinets must be structurally sound as well as plumb, level and secured to the wall and/or floor. At least 70% of the top must be supported by cabinets or another solid structure

- You or your designated decision maker (over age 18) must be present at all appointments and sign all required documents
- Do NOT perform any demolition until the Service Provider has notified you that your new countertops are ready for a scheduled install

Change Order

- After the in-home template is complete and approved, a Home Depot Designer will contact you to review any changes in the estimate and to explain your options for paying the balance due or receiving the refund owed

Fabrication

- During fabrication your new countertops will be custom-built based on the specifications created during the template appointment

Installation

- Once your countertop has been fabricated, the Service Provider will contact you to schedule your installation appointment. The installation process takes an average of 1–3 days to complete, including any plumbing disconnect/reconnect that may be required
- Your existing countertops must be removed/hailed away. Plumbing, gas and/or electrical connections must be disconnected prior to your countertop installation and reconnected after the installation. (Discuss with your Home Depot Designer for further details.)
- An authorized Service Provider will visit your home and install your new countertop
- Provide access, power, and if applicable, climate control at the installation
- If your installation includes a full-height backsplash, the backsplash is often measured after the countertop installation and installed approximately one week later
- Please allow a 3-hour window of arrival time for appointments. Jobs will be completed during business hours Monday–Friday
- Please keep children and pets out of the work area for the duration of the installation

All installation services provided by insured, licensed (where applicable) and background-screened independent contractor Home Depot Authorized Service Providers. License numbers held by or on behalf of Home Depot U.S.A. Inc. available at [homedepot.com/licensenumbers](https://www.homedepot.com/licensenumbers) or at the Special Services Desk in The Home Depot® store. Installation services not available in all areas.

- ✓ Explore and Imagine
- ✓ Make Your Choices
- ✓ Measure
- ✓ Place Your Order
- ✓ Installation

Get Started Today

- 1 Ask an Associate
- 2 Visit homedepot.com/DesignConnect
- 3 Call 1-877-979-6683



Visit Countertop Estimator



Use the card.
Do more.

SPECIAL FINANCING AVAILABLE ON PURCHASES OF \$299 OR MORE*

PLUS

- Manage your account your way at myhomedepotaccount.com*
- \$0 liability on unauthorized purchases
- No annual fee**

*Subject to credit approval. Ask an Associate for details.
 **With credit approval for qualifying purchases made on The Home Depot or EXPO Design Center Consumer Credit Card, 17.99%–26.99% APR. MINIMUM INTEREST CHARGE: \$2. See card agreement for details including APR applicable to you. Offers are only valid for consumer accounts. 6 months everyday credit offer is subject to change without notice. Minimum payments required.