

Genie® Boom Lifts Options & Accessories

CUSTOMIZE YOUR BOOM FOR THE JOB



Do more with your Genie® Boom

When you add a Genie boom to your inventory, you get reliable performance and versatile productivity from a world leader. Whether your customer uses it indoors, outdoors, or on rough terrain, it offers excellent high, low and horizontal reach maneuverability, plus power options to fit nearly any application.

Our commitment doesn't end when you purchase a boom. Our dedicated team, including Genie Genuine Parts, offers options and accessories that add to the quality you receive when you choose Genie.



Tri-entry Platform

Genie helps you stay
ready for whatever
comes your way

Know your Options

A variety of options and accessories packages are available to help maximize safe productivity while operating a Genie® boom, so it pays to understand what's available so you can set yourself apart. In fact, many of your customers count on a selection of practical, adaptable accessories, because they are critical – sometimes required – on certain jobsites. Consider what Genie has to offer.

Hostile Environment Package

Get Productive

Whether factory installed, available after purchase – or both – options and accessories packages for Genie® booms are designed to keep you and your customers a step ahead for working effectively and efficiently.

Sometimes accessories keep you in compliance with what is mandated on customer jobsites. Other times, it's about making the equipment you supply your customers perform at its best. Either way, Genie is your partner in making your products highly effective in a number of applications.



*Heavy Duty Welder Package
includes generator, weld machine
and weld leads.*

Factory Installed Welder Options



Heavy Duty Welder Package

This full welder package gets the machine ready for welding. The hydraulically-driven, turntable mounted 208V AC 3-phase generator also supplies 110V to the outlet in the platform for operating tools without relying on an outside power source. **This package includes welding machine (Lincoln or Miller), weld leads and hand unit.**

Available on:

Genie® Articulating Boom Lifts: Z™-62/40, Z-80/60, ZX-135/70

Genie® Telescopic Boom Lifts: S™-40/45, S-60X/65, S-60XC, S-60/65 TRAX, S-80X/85, SX-150, SX-180



Welder Ready Package

Customers that already have their own Lincoln and/or Miller weld machines can attach their welder to the platform to begin work. The hydraulically-driven turntable mounted generator supplies both 208V 3-phase and 110V single phase power to platform outlets. Includes platform mounted extinguisher, fireproof sleeves over exposed hoses/wires near platform, and convenient welder support shelf and protective cover. **This package does not include welder, weld leads or hand unit.**

Available on:

Genie® Articulating Boom Lifts: Z™-62/40, Z-80/60, ZX-135/70

Genie® Telescopic Boom Lifts: S™-40/45, S-60X/65, S-60XC, S-60/65 TRAX, S-80X/85, SX-150, SX-180

 = Factory Installed

 = Genuine Part



Panel Cradle

For use lifting drywall, glass panes, plywood and other material that comes in panels up to 250 lbs. The panel cradle allows operators to place materials outside of the platform for access at height. Includes the two cradles with hardware, two foam cushions, and a load retaining strap. The combined weight of attachment, panels, occupants and tools must not exceed the platform rated capacity.

Available on:

Genie® Articulating Boom Lifts: Z™-45/25 DC&RT, Z-62/40, Z-80/60, ZX-135/70

Genie® Telescopic Boom Lifts: S™-40/45, S-60X/65, S-80X/85, S-100/105, S-120/125



Tri-entry Platform


For customers needing more entry and exit points, this six- or eight-foot platform fits the bill. Delivering three entry and exit points for operator mobility – one in the front and one on either side of the platform – with sliding midrail on all entry points. It also comes standard with eight lanyard attachment points.

This option is only available with sliding midrail entry.

Available on:

Genie® Articulating Boom Lifts: Z™-45/25 DC&RT (6 ft wide platform only), Z-62/40, Z-80/60, ZX-135/70

Genie® Telescopic Boom Lifts: S™-40/45, S-60X/65, S-80X/85, S-100/105, S-120/125, SX-150, SX-180,





F **P** Light Package

For low lit work areas or working at night, consists of two chassis-mounted drive lights and two platform mounted work lights to illuminate the work area.

Not available with EE Rating

Available on:

Genie® Articulating Boom Lifts: Z™-30/20N, Z-33/18, Z-34/22 DC&IC, Z-40/33N*, Z-45/25 DC&RT, Z-62/40, Z-80/60, ZX-135/70*


Genie® Telescopic Boom Lifts: S™-40/45*, S-60X/65, S-80X/85, SX-150, SX-180

* Available through Genie Parts- work light kits only

Power Options

F Generator

Hydraulic-driven generator supplies 110V power to the outlet in the platform for operating tools without relying on an outside power source or extension cord.



Available on:

Genie® Articulating Boom Lifts: Z™-34/22 IC (with AC generator), Z-45/25 RT, Z-62/40, Z-80/60, ZX-135/70 (with AC generator)

Genie® Telescopic Boom Lifts: S™-40/45, S-60X/65, S-80X/85, SX-150, SX-180, S-80/85 (belt-driven generator)

F Inverter

This 800 watt inverter is hardwired from the batteries in the chassis to the platform to draw 48V DC power and convert it to 120V AC power and transfer to platform's AC outlet for use to run AC tools, lights, and more.



This option is not compatible with EE Rating

Available on:

All DC powered Genie® booms, Bi-Energy excluded

* Available on Z-33 late 2015



F = Factory Installed

P = Genuine Part



Stay Proactive

Staying in compliance with customer jobsites is serious business. When you purchase a Genie® boom, be sure you purchase the following accessories so you're ready when your customers are to tackle their next project.





Operator Protective Alarm (OPA)

Retrofitable to many Genie® booms, the OPA alerts ground personnel when an operator makes contact with the platform control panel – interrupting boom movement sounding an alarm and causing a light to flash.

Available on:

Genie® Articulating Boom Lifts: Z™-30/20, Z-45/25 DC&RT, Z-62/40, Z-80/60, ZX-135/70

Genie® Telescopic Boom Lifts: S™-40/45, S-60X/65, S-80X/85, SX-150 SX-180



Operator Protective Structure (OPS)

For use on 6- or 8-foot platforms, bolting directly to the platform, this secondary guarding device helps provide additional protection to the operator from overhead obstacles on a work site. The Genie OPS is made of high strength tubular steel and allows for excellent visibility and work range.

Available on:

Genie® Articulating Boom Lifts: Z™-30/20, Z-45/25 DC&RT, Z-62/40, Z-80/60, ZX-135/70

Genie® Telescopic Boom Lifts: S™-40/45, S-60X/65, S-80X/85, SX-150, SX-180



Fall Arrest Bar

For use on 6- or 8 foot platforms, the Fall Arrest Bar has a sliding track, which is designed to allow the operator to be anchored with a fall arrest lanyard while providing them the ability to move freely on an adjacent structure while outside of the platform. Attaches quickly and easily for fast setup and removal. Track assembly de-rates the maximum platform capacity by 50 lbs.

Available on:

6 ft or 8 ft platforms (cannot be used with Panel Cradle)

** cannot be used on a tri-entry or swing gate platform*

 = Factory Installed

 = Genuine Part

Protect Your Work Space

When work is needed on sensitive surfaces, or a job is exposed to hazardous conditions, extreme climates and other challenges, a Genie® boom can stay up to the task with these factory installed options:



⚙️ Cold Weather Package

To help the boom function in cold weather climates, this package includes:

- Display and control panel heaters to make LCD displays and electronic control membranes respond quickly
- Battery and hydraulic tank heater
- Synthetic oil and oil pan heaters to improve cold engine cranking
- Oversize foot switch cover allows easier access for winter footwear

Available on:

Genie® Articulating Boom Lifts: Z™-34/22, Z-45/25 DC&RT, Z-62/40, Z-80/60, ZX-135/70

Genie® Telescopic Boom Lifts: S™-40/45, S-60X/65, S-80X/85, S-100/105, S-120/125, SX-150, SX-180

** Platform recirculation (in the S80X/85 and ZX™-135 only) keeps warmer hydraulic fluid continuously flowing to and from the platform*



⚙️ Hostile Environment Package

This package helps prevent loose debris from getting into important areas on the boom and chassis, prolonging the machine's life.

Basic Kit: Includes cylinder bellows, boom wiper seals and a control box cover

Deluxe Kit: Basic Kit plus a center turntable shield, air intake pre-cleaner, cable track protection and cover for vents and openings

Available on:

Genie® Articulating Boom Lifts: Z™-30/20, Z-34/22, Z-45/25, Z-62/40, Z-80/60, ZX-135/70

Genie® Telescopic Boom Lifts: S™-40/45, S-60X/65, S-80X/85, S-100/105, S-120/125, SX-150, SX-180



F Aircraft Protection Package

To protect an aircraft or other sensitive work surfaces from damage, this package allows the boom platform to get up close with its foam-padded auxiliary rails, located top and sides, plus padded proximity-sensing rail underneath. If this rail makes surface contact, all motion functions stop.

Available on the following booms with 6 ft platform only:

Genie® Articulating Boom Lifts: Z™-30/20N (non-RJ model), Z-34/22N & IC, Z-45/25 DC, BE & RT, Z-62/40, Z-80/60, ZX-135/70

Genie® Telescopic Boom Lifts: S™-40, S-65, S-85



F **P** Half Mesh Platform with Swing Gate

Includes a front entry swing gate, continuous tow board and half mesh guard to help keep materials and tools from falling out. A swing gate allows operators to enter and exit the platform without having to duck under a sliding midrail. This can make a big difference especially with tools or materials in hand. Available on a 4 ft, 6 ft or 8 ft platform.

*Auxiliary rail shown is not included with Half Mesh Platform

Available on the following booms with 6 ft platform only:

Genie® Articulating Boom Lifts: Z™-45/25 DC & RT (6 ft only), Z-62/40, Z-80/60, ZX-135/70

Genie® Telescopic Boom Lifts: S™-40/45, S-60X/65, S-80X/85, S-100/105, S-120/125, SX-150, SX-180 (8 ft only)



F **P** Standard Platform with Sliding Midrail

4 ft, 6 ft or 8 ft platform with sliding midrail entry and eight lanyard attachment points. If needed the floor of the platform can easily be unbolted and replaced.

Availability details:

Genie® S-Booms: 8 ft is standard, 6 ft offered as a no-cost option

Genie® Z-Booms: Standard platform size varies depending on the model

Genie® Articulating Z Booms: Z™-45/25 DC & RT (6 ft only), Z-62/40, Z-80/60, ZX-135/70

Genie® Telescopic S Booms: S™-40/45, S-60X/65, S-80X/85, S-100/105, S-120/125, SX-150, SX-180 (8 ft only)

F = Factory Installed

P = Genuine Part

Prepare for Any Terrain



Genie® booms are known for versatile performance and handling rigorous workloads indoors, outdoors and on most terrain. That calls for the right tires for the job.

A wide variety of tire surfaces, sizes and fill types are available based on the work environment, climate, type of Genie boom, and job at hand.



How can I tell if a tire is foam-filled?

Look for the bolt in the tire directly opposite the valve stem.
That is a plug from the foam-filling process.

TIRE OPTIONS		DC AND BI-ENERGY ARTICULATING BOOMS		ENGINE ARTICULATING BOOMS		TELESCOPIC BOOMS	
		STANDARD	OPTIONAL	STANDARD	OPTIONAL	STANDARD	OPTIONAL
	<p>Solid Rubber, non-marking</p> <p>Used exclusively indoors on flat slab flooring</p>	Z-30N Z-34N Z-40N					
	<p>Industrial, air- or foam-filled (water based)</p> <p>Standard on most small electric booms, typically used for indoor and light duty outdoor applications</p>	Z-34E and Z-34BE (air-filled) Z-45E (foam-filled water based)	Z-34E and BE (foam-filled water based)	Z™-34IC 2WD (air-filled)	Z™-34IC 2WD (foam-filled)		
	<p>Industrial, non-marking, air- or foam-filled (water based)*</p> <p>Standard on most small electric booms, typically used for indoor and light duty outdoor applications</p>		Z-34E and Z-34BE (air- or foam-filled water based) Z-45E (foam-filled water based)		Z-34IC 2WD (air-filled or foam-filled) Z-45IC		
	<p>Rough Terrain, air-filled</p> <p>Standard on most RT machines</p>			Z-34IC 4WD Z-45IC Z-60 Z-62	Z-60		
	<p>Rough Terrain, foam-filled (water based)</p> <p>Injected foam becomes solid, reducing potential of blowouts and repairs. Also aids in machine stability</p>			Z-80 ZX-135	Z-34IC 4WD Z-45IC Z-60 Z-62	S™-80X/85 S-100/105 S-120/125 SX-180 SX-150	S™-40/45 S-60X/65
	<p>Rough Terrain, foam-filled (petroleum based)</p> <p>Oil based is the better choice for very hot climates to avoid water leakage from foam</p>				Z-45IC, Z-60 Z-62, Z-80 ZX-135		S-40/45 S-60X/65 S-80X/85
	<p>Rough Terrain, non-marking, air- or foam-filled (water or petroleum based)</p> <p>Ideal for indoors or outdoors</p>				Z-45IC Z-60 Z-62 (foam-filled water- or petroleum-based) Z-80 (foam-filled water- or petroleum- based)		S-40/45 S-60X/65 S-80X/85 (foam-filled water- or petroleum-based)
	<p>High Flotation Air (“turf” or “sand” tires)</p> <p>Tread pattern and ground-engaging flex provides maximum floatation. Not for rough terrain</p>				Z-45IC 4WD Z-60 4WD Z-62 4WD		S-40/45 4WD S-60X/65 4WD
	<p>Rough Terrain High Flotation Air (“turf” or “sand” tires)</p>				Z-80 4WD		S-80X/85 4WD

Engine Powered Telescopic & Articulating Booms

LEGEND: S = Standard O = Optional Blank = not available

	S-40/45	S-60X/65	S-80X/85	S-100 & S-120 SERIES	SX-150	SX-180	Z-34/22 IC SERIES	Z-45/25 RT SERIES	Z-62/40 SERIES	Z-80/60	ZX-135/70
ENGINE											
Kubota, diesel							O				
Perkins, diesel	O	O					O	O	O		
Perkins, turbo diesel			O	O	O	O				O	O
Deutz, diesel	S	S	S					S	S		
Deutz, turbo diesel		O	S		S	S				S	S
Kubota gas/LPG							S				
Continental gas/LPG			O							O	
Ford gas/LPG	O	O						O	O		
Diesel air intake pre-cleaner	O	O	O	O	O	O			O	O	O
LPS Fire Protection rating (Ford engine only)		O							O		
Cold Weather Kit	O	O	O	O	O	O	O	O	O	O	O
Diesel muffler with spark arrestor							O				
Engine gauge package (Optional for Gas/LPG)	S	S	S	S	S	S	O	S	S	S	S
Alarm Package	O	O	O	S	S	S		O	O	O	O
Biodegradable Hydraulic Oil	O	O	O		O	O	O	O	O	O	O
Flashing beacon	O	O	O	S	S	S	O	O	O	O	O
Hydraulic Oil Cooler	O	O	S	S	S	S			S	S	S
LPG Tank (Dual fuel only)	O	O	O				O	O	O	O	
Second Battery		O									
Hostile Environment Kit	O	O	O		O	O	O	O	O	O	O
Deluxe Hostile Environment Kit	O	O	O	O					O	O	O
Telematics Ready	S	S	S	S	S	S	S	S	S	S	S
PLATFORM											
4 FT Front-Entry platform		O						O			
5 FT Front-Entry platform							S				
6 FT Front-Entry platform	O	O	O	O				S	O	O	O
8 FT Front-Entry platform	S	S	S	S	S	S			S	S	S
4 FT Platform with 1/2 height mesh inserts and swing gate							O				
6 FT Platform with 1/2 height mesh inserts and swing gate	O	O	O	O				O	O	O	O
8 FT Platform with 1/2 height mesh inserts and swing gate	O	O	O	O	O	O			O	O	O
6 FT Tri-Entry platform		O									
8 FT Tri-Entry platform	O	O	O	O	O	O			O	O	O
AC Generator (Power to Platform)	O	O	O		S	S	O	O	O	O	O
Airline to Platform	O	O	O	S	O	O	O	O	O	O	O
Aircraft Protection Kit	O	O	O				O	O	O	O	O
Entry Toe Boards	O	O	O	O	O	O	O	O	O	O	O
Light Package	O	O	O		O	O	O	O	O	O	O
Control Box Covers	O	O	O	S	S	S	O	O	O	O	O
Panel Cradle Package	O	O	O	O				O	O	O	O
Platform Auxiliary Top Rail	O	O	O	O			O	O	O	O	O
Platform Swing Gate (not available on Tri-Entry)	O	O	O	O	O	O	O	O	O	O	O
Thumb Rocker Steering	O	O	O	O	O	O		O	O	O	O
Heavy Duty Welder Package (Lincoln or Miller)	O	O	O	O	O	O			O	O	O
Welder Ready Package	O	O	O	S	S	S			O	O	O
Welder Leads to Platform	O	O	O							O	O
Anemometer					O	O					

Engine Powered Telescopic & Articulating Booms - continued

LEGEND: S = Standard O = Optional Blank = not available

	S-40/45	S-60X/65	S-80X/85	S-100 & S-120 SERIES	SX-150	SX-180	Z-34/22 IC SERIES	Z-45/25 RT SERIES	Z-62/40 SERIES	Z-80/60	ZX-135/70
CHASSIS											
Jib (standard on S45, S65, S85, S105, S125)	S-45	S-65	S-85	S-105, S-125	S	S		O	S	S	S
4 wheel steer				O	S	S				O	S
2WD			O				O	O	O		
Non-oscillating axles (2WD only)	O	O						O	O		
4WD	S	S	S	S	S	S	O	S	S	S	S
Tow Package	O	O	O					O	O		
Trax tire option	O	O									
Tire sealant: air-filled tires ONLY	O	O					O	O	O		

Electric Powered Articulating Booms

LEGEND: S = Standard O = Optional Blank = not available

	Z-30/20N	Z-33/18	Z-34/22 DC	Z-34/22 BI-ENERGY	Z-34/22N	Z-40/22N SERIES	Z-45/25 DC	Z-45/25 BI-ENERGY
LIFT/TURNTABLE								
AGM Maintenance-free batteries	O		O	O	O	O	O	O
Battery Charge Indicator (BCI)	O	S	O	S	O	S	O	S
AC Power to Platform	S	S	S	S	S	S	S	S
Travel Alarm	S	S	S	S	S	S	S	S
Biodegradable hydraulic oil	O		O	O	O	O	O	O
Flashing Beacon	O	S	O	O	O	O	O	O
Low Voltage interrupt with BCI	O	S	O	O	O	S	O	O
Power Inverter, 800W, 120V AC, 60Hz	O		O			O	O	
Cold Weather Kit				O				O
Hostile Environment Kit	O		O	O	O	O	O	O
Telematics Ready	S	S	S	S	S	S	S	S
PLATFORM								
4 FT Platform	S	S				S	O	O
5 FT Platform (not available w/rotating jib)			S	S	S	O		
6 FT Platform							S	S
6 FT Tri-Entry Platform							O	O
Platform with 1/2 height mesh inserts and swing gate	O		O	O	O	O	O	O
Platform Swing Gate	O		O	O	O	O	O	O
Entry Toe Boards		S				O	O	O
Airline to Platform	O	O	O	O	O	O	O	O
Aircraft Protection Kit	O		O	O	O		O	O
Light Package	O	O	O	O	O	O	O	O
Control Box Cover	O	O	O	O	O	O	O	O
Platform Auxiliary Top Rail	O		O	O	O		O	O
Panel Cradle Package							O	O
CHASSIS								
Jib	S					S	O	O
Rotating jib	O					O		
2WD	S	S	S	S	S	S	S	S
Tow Package							O	O
EE Rating	O		O				O	O
Tire sealant: air-filled tires ONLY			O	O	O			
Kubota, diesel driven alternator								O
Diesel catalytic scrubber muffler								O



18340 NE 76th Street, P.O. Box 97030, Redmond, Washington 98073-9730

Toll Free in USA/Canada **+1 (800) 536-1800** · Telephone **+1 (425) 881-1800** · Fax +1 (425) 883-3475

www.genielift.com

Effective Date: February, 2015. Product specifications and prices are subject to change without notice or obligation. The photographs and/or drawings in this document are for illustrative purposes only. Refer to the appropriate Operator's Manual for instructions on the proper use of this equipment. Failure to follow the appropriate Operator's Manual when using our equipment or to otherwise act irresponsibly may result in serious injury or death. The only warranty applicable to our equipment is the standard written warranty applicable to the particular product and sale and we make no other warranty, express or implied. Products and services listed may be trademarks, service marks or trade names of Terex Corporation and/or their subsidiaries in the USA and many other countries. Genie and Taking You Higher are trademarks of Terex Corporation or its subsidiaries. © 2015 Terex Aerial Work Platforms. GPB 3K 0109M. Part No. 127313.



GM127313