


# MAX HD2

Dual 4G LTE Mobile Router



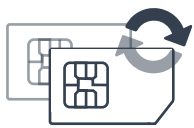
## Dual 4G LTE Mobile Router

The HD2 gives you blazing fast connectivity on the road with dual embedded cellular modems, SpeedFusion bandwidth bonding, simultaneous dual-band 11ac Wi-Fi and a built-in 4-port GE switch with PoE capability.

Compatible With:



\*Selected models



### Dual Cellular for Multiple Carriers

Dual SIM slots allow you to use the same or different cellular providers for bandwidth bonding or eliminating blind spots.



### Fleet Tracking and Management

With built-in GPS fleet tracking and InControl cloud-based management, you can keep tabs on location and manage your mobile network from any Internet-connected device.



### Terminal Block for Secure Power Supply

The MAX HD2 is equipped with a terminal block for secure installation in vehicles and other locations.



### SpeedFusion Bandwidth Bonding and Seamless Failover

SpeedFusion bandwidth bonding technology bonds all connected bandwidth into a single superfast stream, using the same or different cellular providers.



### Customize Captive Portal

Branding your captive portal is as easy as uploading your logo and terms & conditions. You can easily set bandwidth allowance and access duration per user or manage access using RADIUS.






### Certified Toughness

In addition to rugged metal enclosure, HD2 has certifications on:  
Shock and vibration resistance (EN 61373:2010)  
RF Port Lightning Immunity (ITU-T K.20 (+/- 1.5 kV))  
Railway Applications (EN 50155)  
Electromagnetic Compatibility (EN 61000)

# Specifications

MAX HD2	
WAN Interface	1x USB Interface 2x GE 2x Embedded LTE Modems
LAN Interface	4x GE
Wi-Fi Interface	802.11ac/a/b/g/n, 1166 Mbps 2x2 MIMO Wi-Fi WAN and/or AP Simultaneous Dual-Band
Router Throughput	400Mbps
Recommended Users	150
LTE Modem	Downlink/Uplink Datarate: 100Mbps/50Mbps
LTE-A Modem	Downlink/Uplink Datarate: 300Mbps/50Mbps
Cellular and GPS Antenna Connector	4x SMA Antenna Connectors 1x SMA GPS Antenna Connector 4x RP-SMA Wi-Fi Antenna Connectors
Power Input	DC Jack/Terminal Block: 10V - 56V, 3A
Power Output	Up to Four 802.3af PoE Outputs#
Power Consumption	28W (max.)
Dimensions	1.6 x 10.2 x 5.6 inches 40 x 260 x 143 mm
Weight	2.2 pounds 1 kg
Operating Temperature	-40° – 149°F -40° – 65°C
Humidity	15% – 95% (non-condensing)
Certifications	FCC, CE, RoHS, E-Mark, IC RF Port Lightning Immunity: ITU-T K.20 (+/- 1.5 kV) Shock and Vibration Resistance: EN 61373:2010 Railway Applications: EN 50155 Electromagnetic Compatibility: EN 61000
Warranty	1-Year Limited Warranty



#PoE Activation Kit is available separately

## Ordering Information

	Product Code	Carrier/Region	Cellular Standard	4G Bands	3G Bands
LTEA	MAX-HD2-LTEA-W-T	Worldwide / CAT-6	LTE Advanced	B1, B2, B3, B4, B5, B7, B8, B12, B13, B20, B25, B26, B29, B30, B41	WCDMA/HSPA+/DC-HSPA+: B1, B2, B3, B4, B5, B8
	MAX-HD2-LTEA-P-T	Asia Pacific / CAT-6	LTE Advanced	B1/2100, B3/1800, B5, B7, B8, B18, B19, B21, B28, B38, B39, B40, B41	WCDMA/HSPA+/DC-HSPA+: B1, B5, B8, B9, B19 UMTS: B6 TD-SCDMA: B39
	MAX-HD2-LTEA-WF-T	America / Europe / FirstNet / CAT-6 / CAT-12	LTE Advanced Pro: Cellular 1 LTE Advanced: Cellular 2	Cellular 1: 4G LTE-A Pro: B1, B2, B3, B4, B5, B7, B8, B9, B12, B13, B14, B18, B19, B20, B26, B29, B30, B32, B41, B42, B43, B46, B48, B66 Cellular 2: 4G LTE-A: B1, B2, B3, B4, B5, B7, B8, B12, B13, B20, B25, B26, B29, B30, B41	Cellular 1: HSPA+: B1, B2, B4, B5, B6, B8, B9, B19 Cellular 2: WCDMA/HSPA+/DC-HSPA+: B1, B2, B3, B4, B5, B8
	MAX-HD2-LTEA-WK-T	Global* / CAT-12	LTE Advanced Pro: Cellular 1 LTE Advanced: Cellular 2	Cellular 1: 4G LTE-A Pro: B1, B2, B3, B4, B5, B7, B8, B9, B12, B13, B18, B19, B20, B26, B28, B29, B30, B32, B41, B42, B43, B46, B48, B66 Cellular 2: 4G LTE-A: B1, B2, B3, B4, B5, B7, B8, B12, B13, B20, B25, B26, B29, B30, B41	Cellular 1: HSPA+: B1, B2, B4, B5, B6, B8, B9, B19 Cellular 2: WCDMA/HSPA+/DC-HSPA+: B1, B2, B3, B4, B5, B8
LTE	MAX-HD2-LTE-E-T	Europe / International / CAT-4	LTE	B1, B3, B5, B7, B8, B20, B38 (TDD), B40(TDD), B41 (TDD)	WCDMA/HSPA+/DC-HSPA+: B1, B5, B8

\* China & HK TD LTE are excluded.

### Add-on Feature

Product Code	Description
ACW-622	Includes 1x 56V Power Supply Enables 802.3af PoE Output Ports (PoE License automatically applied after kit purchase)
MAX-HD-020-SPF	Supports up to 20 PepVPN/SpeedFusion Peers