



# COMPREHENSIVE INGROUND LINER MEASURING FORM

<b>FORM TABLE OF CONTENTS</b>			
<b>*PAGE IS REQUIRED FOR SUBMISSION</b>			
<b>DESCRIPTION</b>	<b>PG</b>	<b>DESCRIPTION</b>	<b>PG</b>
*DEALER/CONSUMER INFORMATION	2	OVAL FLAT BOTTOM WITH COVE	16
CUSTOM SHAPE MEASURING FORM	3	OVAL - OVAL HOPPER	17
RECTANGLE STANDARD HOPPER	4	OVAL - SAFETY LEDGE	18
RECTANGLE WITH SAFETY LEDGE	5	DOUBLE ROMAN - OVAL HOPPER	19
FLAT BOTTOM WITH COVE	6	SINGLE ROMAN - OVAL HOPPER	20
RECTANGLE SPORT	7	3 TREAD RECTANGLE STEP	21
GRECIAN WITH SQUARE HOPPER	8	4 TREAD RECTANGLE STEP	22
GRECIAN WITH GRECIAN HOPPER	9	CORNER CAKE STEPS	23
JEWEL - JEWEL HOPPER	10	BOWED STEP	24
JEWEL - OVAL HOPPER	11	CORNER STEP	25
LAZY-L LEFT - STANDARD HOPPER	12	FULL CAKE STEPS	26
LAZY-L RIGHT - STANDARD HOPPER	13	BENCH	27
TRUE-L LEFT - STANDARD HOPPER	14	CUSTOM SHAPE	28
TRUE-L RIGHT - STANDARD HOPPER	15	NON STANDARD PATTERN SELECTION	29



# INGROUND LINER MEASURING FORM

DISTRIBUTOR INFORMATION		DEALER INFORMATION		SHIP TO ADDRESS	
NAME:	INYOPOOLS.COM	NAME:			
		CITY:			
		S45 ID #:			
CHECK ONE		CUSTOMER TAG NAME:		EXTENDED WARRANTY PROGRAM	
<input type="checkbox"/> QUOTE ONLY	<input type="checkbox"/> ORDER			<input type="checkbox"/> GOLD (\$1,500 & 5 YRS WATER & LABOR)	
ORDER INFORMATION				<input type="checkbox"/> SILVER (\$1,000 & 4 YRS WATER & LABOR)	
QUOTE #:					
SO#					
PO#					

**NOTE: COMPLETE MEASURING FORM MUST INCLUDE THIS COVER SHEET, PLUS SHAPE MEASURING FORM. A STEP MEASURING FORM MUST BE INCLUDED WHERE APPLICABLE.**

BASIC LINER INFORMATION			
<input type="checkbox"/> BEADED (IF NOT STANDARD BEAD, WHAT TYPE: _____)	FIBERGLASS STAIRS <input type="checkbox"/> YES <input type="checkbox"/> NO	IF YES, <input type="checkbox"/> STRAIGHT <input type="checkbox"/> RADIUS	DRAW LOCATION ON SHAPE MEASURING FORM
<input type="checkbox"/> OVERLAP (HOW MANY INCHES OF OVERLAP: _____ INCHES)	VINYL COVERED STAIRS OR BENCH <input type="checkbox"/> YES <input type="checkbox"/> NO	IF YES, PROVIDE ACCOMPANYING STEP FORM AND DRAW LOCATION ON SHAPE MEASURING FORM.	

PATTERN SELECTION INFORMATION (CHECK ONLY ONE PATTERN OR FULL FLOOR PATTERN) SELECT PATTERN BELOW.				FULL FLOOR PATTERN (NO TILE BORDER)	MIL SELECTION
STANDARD PATTERN	MIL SELECTION	STANDARD PATTERN	MIL SELECTION		
KENT	<input type="checkbox"/> 28 MIL	O'HARE	<input type="checkbox"/> 28 MIL	CANYON	<input type="checkbox"/> 28 MIL
WILSHIRE	<input type="checkbox"/> 28 MIL	BLACK GRANITE	<input type="checkbox"/> 28 MIL	CARIBBEAN BLUE	<input type="checkbox"/> 28 MIL
RACINE	<input type="checkbox"/> 28 MIL	DAKOTA	<input type="checkbox"/> 28 MIL	CARIBBEAN TAN	<input type="checkbox"/> 28 MIL
GRAY STONE TILE	<input type="checkbox"/> 28 MIL	BLUE STONE TILE	<input type="checkbox"/> 28 MIL	CARIBBEAN GRAY	<input type="checkbox"/> 28 MIL
TAN STONE TILE	<input type="checkbox"/> 28 MIL	TAN DECCO	<input type="checkbox"/> 28 MIL	MOSAIC DARK GRAY	<input type="checkbox"/> 28 MIL
BLUE CAMBRIDGE	<input type="checkbox"/> 20 MIL <input type="checkbox"/> 28 MIL	BLUE MIRAMAR	<input type="checkbox"/> 20 MIL <input type="checkbox"/> 28 MIL	MOSAIC LIGHT BLUE	<input type="checkbox"/> 28 MIL
BLUE RALEIGH	<input type="checkbox"/> 20 MIL <input type="checkbox"/> 28 MIL	MARICOPA	<input type="checkbox"/> 20 MIL <input type="checkbox"/> 28 MIL	AQUARIUS HD	<input type="checkbox"/> 28 MIL
SAVANNAH	<input type="checkbox"/> 20 MIL <input type="checkbox"/> 28 MIL	ESTATE SAND GUNITE	<input type="checkbox"/> 20 MIL <input type="checkbox"/> 28 MIL	BLACK ONYX	<input type="checkbox"/> 28 MIL
MIDNIGHT OCEAN	<input type="checkbox"/> 20 MIL <input type="checkbox"/> 28 MIL	LINCOLN PARK	<input type="checkbox"/> 20 MIL <input type="checkbox"/> 28 MIL	ROYAL SAPPHIRE	<input type="checkbox"/> 28 MIL
GRAND	<input type="checkbox"/> 20 MIL <input type="checkbox"/> 28 MIL	MOUNTAIN TOP GUNITE	<input type="checkbox"/> 20 MIL <input type="checkbox"/> 28 MIL	AQUARIUS	<input type="checkbox"/> 20 MIL <input type="checkbox"/> 28 MIL
ESTATE GUNITE LITE BLUE	<input type="checkbox"/> 20 MIL <input type="checkbox"/> 28 MIL	MIDDLETON	<input type="checkbox"/> 28/20 MIL	BEACH PEBBLE BLUE	<input type="checkbox"/> 20 MIL <input type="checkbox"/> 28 MIL
TORREY	<input type="checkbox"/> 28/20 MIL	ANGEL FALLS	<input type="checkbox"/> 28/20 MIL	WHITE PACIFIC	<input type="checkbox"/> 28 MIL
LOLA	<input type="checkbox"/> 28/20 MIL	OCEAN PEBBLE	<input type="checkbox"/> 28/20 MIL	GUNITE LIGHT BLUE	<input type="checkbox"/> 20 MIL <input type="checkbox"/> 28 MIL
NAUTICA	<input type="checkbox"/> 28/20 MIL	CAPRICE	<input type="checkbox"/> 28/28 MIL	SANDSTONE TAN	<input type="checkbox"/> 20 MIL <input type="checkbox"/> 28 MIL
AIRLIE BEACH	<input type="checkbox"/> 28/28 MIL	TARPON BAY	<input type="checkbox"/> 28/28 MIL	SAND GUNITE	<input type="checkbox"/> 20 MIL <input type="checkbox"/> 28 MIL
MATHEWS	<input type="checkbox"/> 28/28 MIL	OCEANSIDE	<input type="checkbox"/> 28/28 MIL	COBBLESTONE	<input type="checkbox"/> 20 MIL <input type="checkbox"/> 28 MIL
OAKLAND	<input type="checkbox"/> 28/28 MIL	MONTECITO	<input type="checkbox"/> 28/28 MIL	CRYSTAL QUARTZ	<input type="checkbox"/> 20 MIL <input type="checkbox"/> 28 MIL
WILMINGTON	<input type="checkbox"/> 28/28 MIL	ROSELAND	<input type="checkbox"/> 28/28 MIL	STONE BROOK	<input type="checkbox"/> 20 MIL <input type="checkbox"/> 28 MIL
ATLANTIC	<input type="checkbox"/> 28/28 MIL	PACIFIC	<input type="checkbox"/> 28/28 MIL	AURORA	<input type="checkbox"/> 20 MIL
				POLYNESIAN	<input type="checkbox"/> 28 MIL
				MYSTIC LIGHT BLUE	<input type="checkbox"/> 28 MIL
				BLUE CRYSTAL	<input type="checkbox"/> 20 MIL <input type="checkbox"/> 28 MIL
				BEACH PEBBLE WHITE	<input type="checkbox"/> 20 MIL <input type="checkbox"/> 28 MIL

**NON-STANDARD PATTERN SELECTION: SEE PAGE 29 & PROVIDE ALL REQUIRED INFORMATION.  
NOTE: BY NOT SELECTING A PATTERN AND/OR MIL YOU MAY DELAY THE LINER LEAD TIME.**



# RECTANGLE STANDARD HOPPER

**CUSTOMER TAG NAME:**

**ORDER INFORMATION**

**FIBERGLASS STEPS**

**VINYL COVERED STEPS**

QUOTE #:

SO#

PO#

YES

STRAIGHT  RADIUS

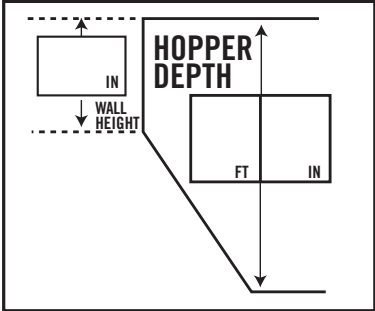
LOCATION  CENTER SHALLOW END  
 OTHER (DRAW IN LOCATION)

YES

NOTE: STEP MEASURING FORM REQUIRED

LOCATION  CENTER SHALLOW END  
 OTHER (DRAW IN LOCATION)

**DEPTH MEASUREMENTS**



**ALL LENGTH MEASUREMENTS MUST ADD UP TO THIS NUMBER.**

FT IN

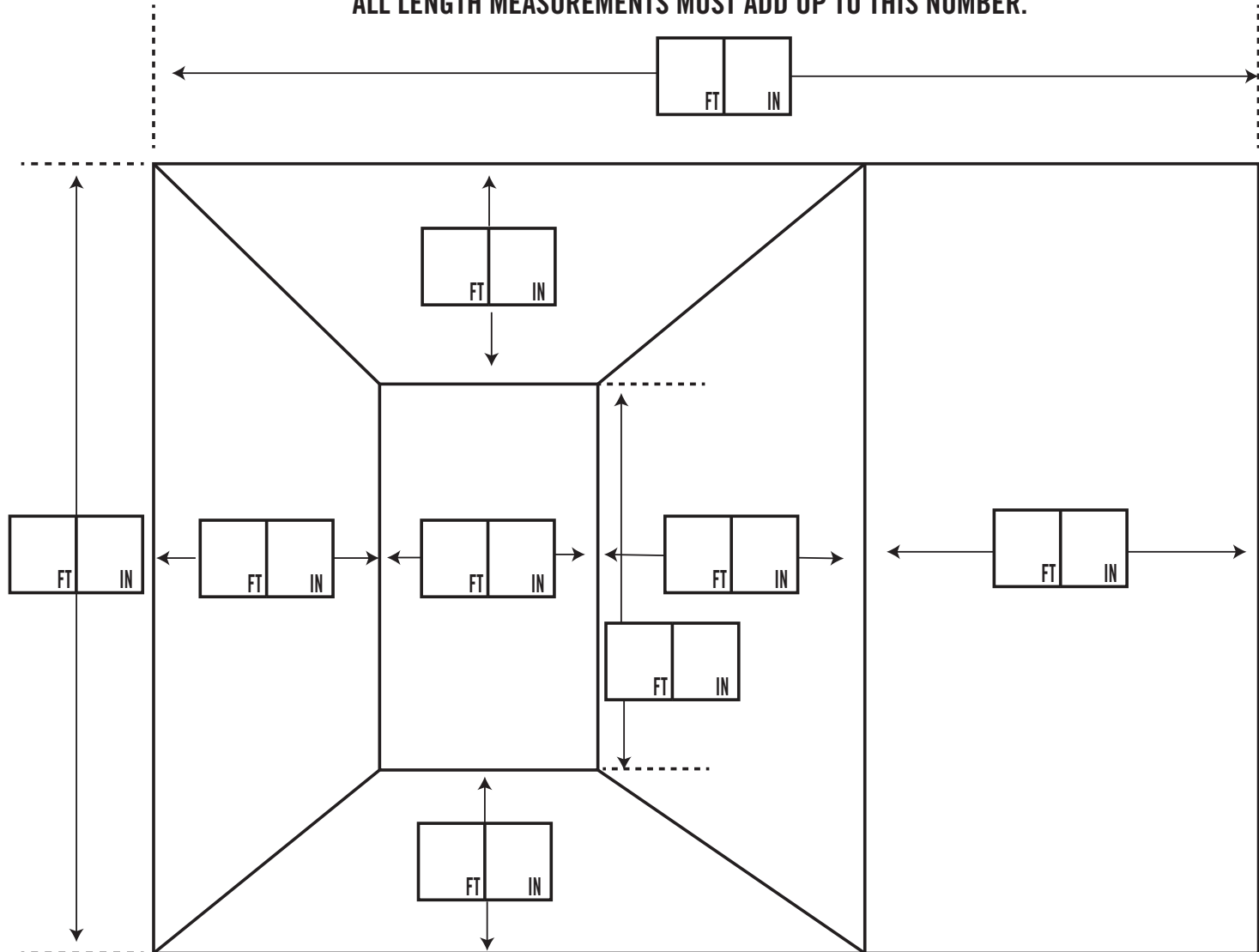
**CORNER SIZE & SHAPE**

SQUARE

RADIUS

DIAGONAL

**ALL WIDTH MEASUREMENTS MUST ADD UP TO THIS NUMBER.**



# RECTANGLE WITH SAFETY LEDGE

**CUSTOMER TAG NAME:**

**ORDER INFORMATION**

**FIBERGLASS STEPS**

**VINYL COVERED STEPS**

QUOTE #:

SO#

PO#

YES

STRAIGHT  RADIUS

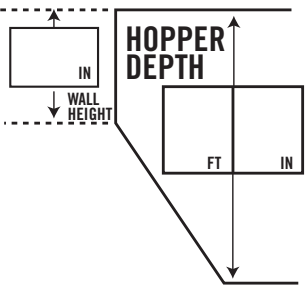
LOCATION  CENTER SHALLOW END  
 OTHER (DRAW IN LOCATION)

YES

NOTE: STEP MEASURING FORM REQUIRED

LOCATION  CENTER SHALLOW END  
 OTHER (DRAW IN LOCATION)

**DEPTH MEASUREMENTS**



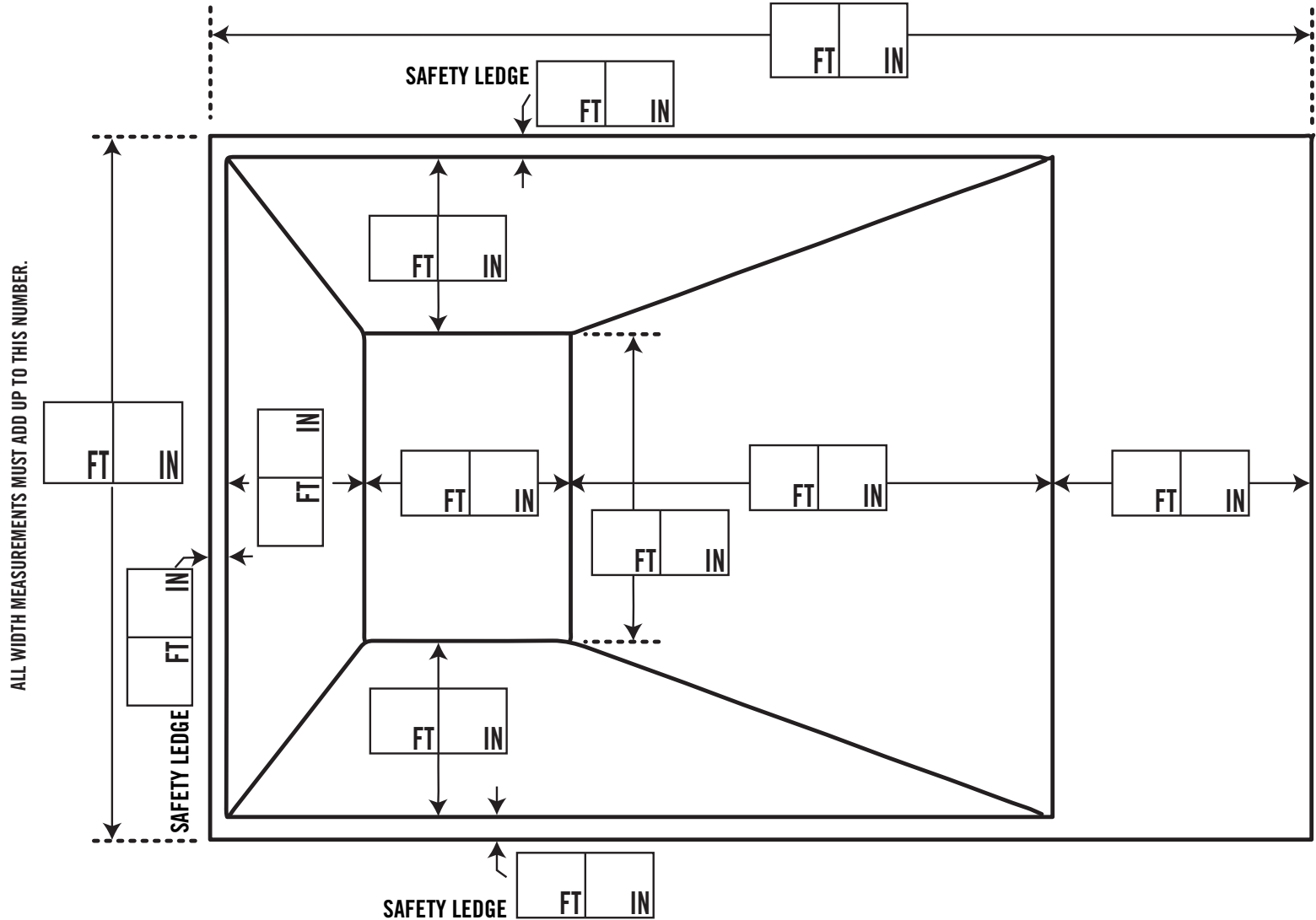
**CORNER SIZE & SHAPE**

SQUARE

RADIUS

DIAGONAL

ALL LENGTH MEASUREMENTS MUST ADD UP TO THIS NUMBER.



ALL WIDTH MEASUREMENTS MUST ADD UP TO THIS NUMBER.



# FLAT BOTTOM WITH COVE

**CUSTOMER TAG NAME:**

**ORDER INFORMATION**

**FIBERGLASS STEPS**

**VINYL COVERED STEPS**

QUOTE #:

SO#

PO#

YES

STRAIGHT  RADIUS

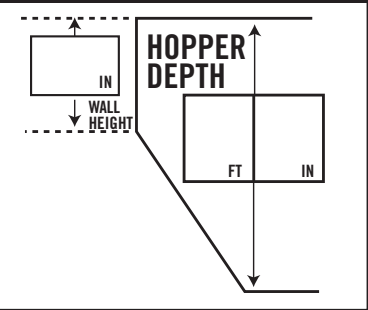
LOCATION  CENTER SHALLOW END  
 OTHER (DRAW IN LOCATION)

YES

NOTE: STEP MEASURING FORM REQUIRED

LOCATION  CENTER SHALLOW END  
 OTHER (DRAW IN LOCATION)

**DEPTH MEASUREMENTS**



ALL LENGTH MEASUREMENTS MUST ADD UP TO THIS NUMBER.

FT  IN

FT  IN

FT  IN

FT  IN

FT  IN

FT  IN

FT  IN

FT  IN

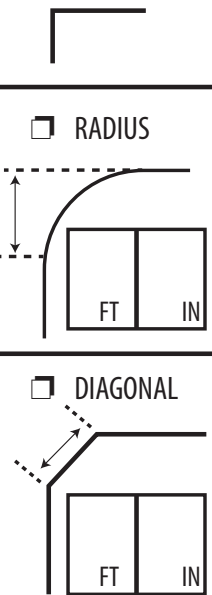
ALL WIDTH MEASUREMENTS MUST ADD UP TO THIS NUMBER.

**CORNER SIZE & SHAPE**

SQUARE

RADIUS

DIAGONAL





# RECTANGLE SPORT

CUSTOMER TAG NAME:

ORDER INFORMATION

FIBERGLASS STEPS

VINYL COVERED STEPS

QUOTE #:

SO#

PO#

YES

STRAIGHT  RADIUS

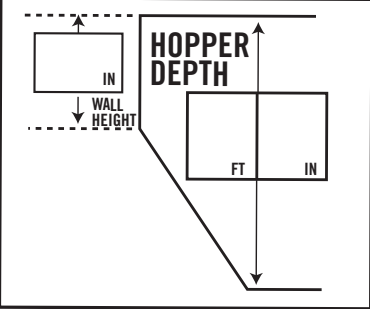
LOCATION  CENTER SHALLOW END  
 OTHER (DRAW IN LOCATION)

YES

NOTE: STEP MEASURING FORM REQUIRED

LOCATION  CENTER SHALLOW END  
 OTHER (DRAW IN LOCATION)

## DEPTH MEASUREMENTS



ALL LENGTH MEASUREMENTS MUST ADD UP TO THIS NUMBER.

FT IN

FT IN

FT IN

FT IN

FT IN

FT IN

FT IN

FT IN

FT IN

FT IN

FT IN

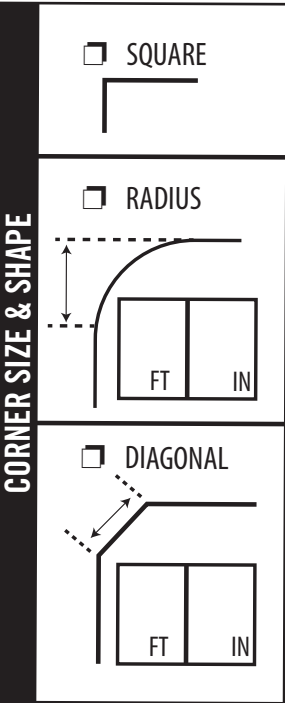
SQUARE

RADIUS

DIAGONAL

ALL WIDTH MEASUREMENTS MUST ADD UP TO THIS NUMBER.

CORNER SIZE & SHAPE



# GRECIAN WITH SQUARE HOPPER

**CUSTOMER TAG NAME:**

**ORDER INFORMATION**

QUOTE #:

SO#

PO#

**FIBERGLASS STEPS**

YES

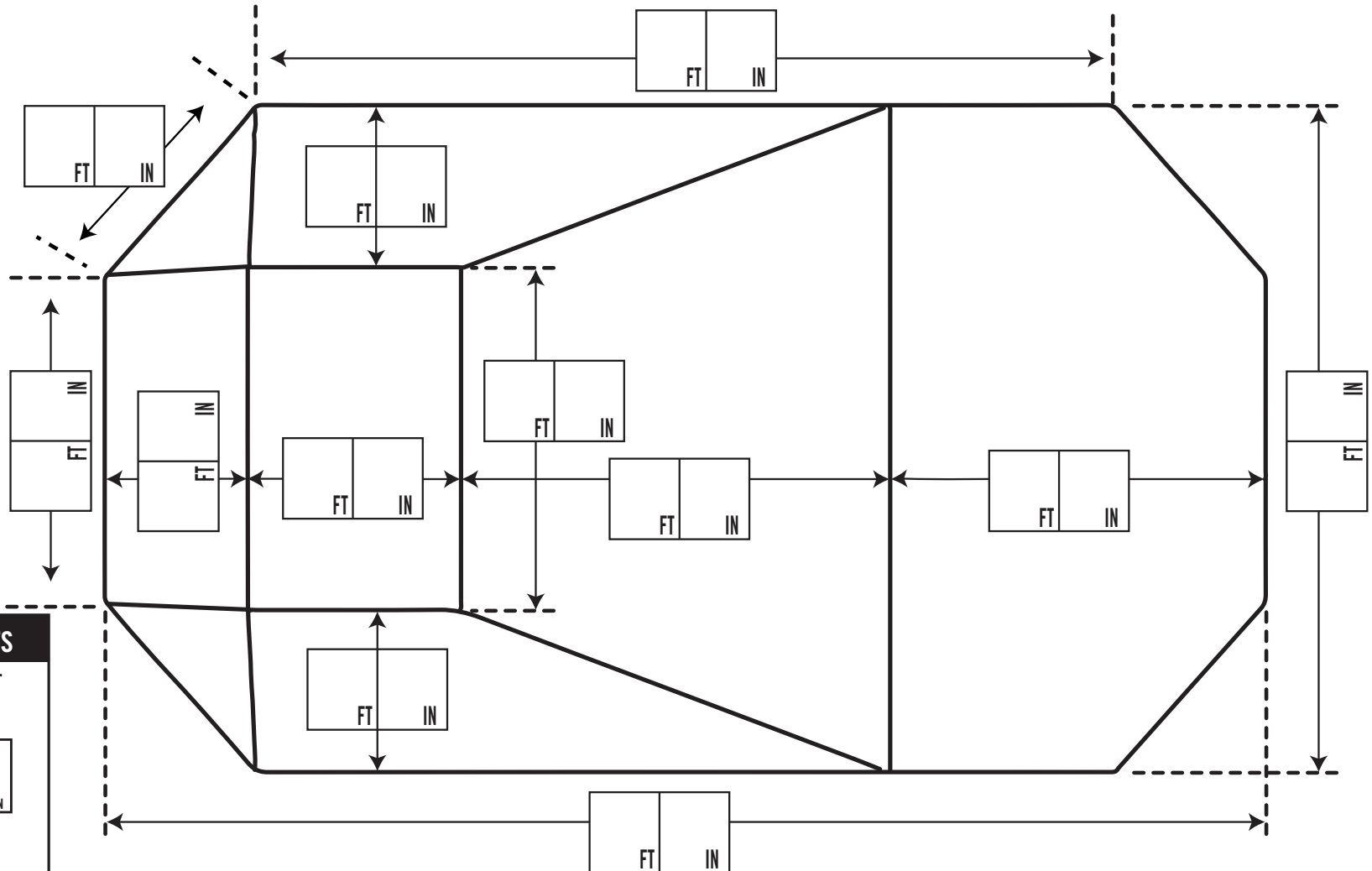
STRAIGHT  RADIUS

LOCATION  CENTER SHALLOW END  
 OTHER (DRAW IN LOCATION)

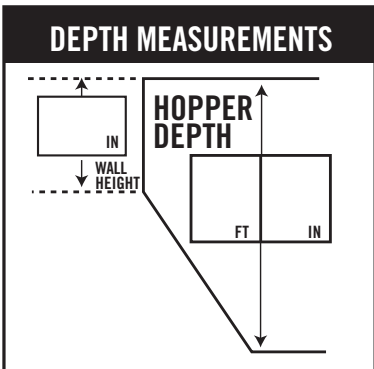
**VINYL COVERED STEPS**

YES  
 NOTE: STEP MEASURING FORM REQUIRED

LOCATION  CENTER SHALLOW END  
 OTHER (DRAW IN LOCATION)



ALL WIDTH MEASUREMENTS MUST ADD UP TO THIS NUMBER.



ALL LENGTH MEASUREMENTS MUST ADD UP TO THIS NUMBER.



# GRECIAN WITH GRECIAN HOPPER

## CUSTOMER TAG NAME:

Blank space for customer tag name.

## ORDER INFORMATION

QUOTE #:

SO#

PO#

## FIBERGLASS STEPS

YES

STRAIGHT  RADIUS

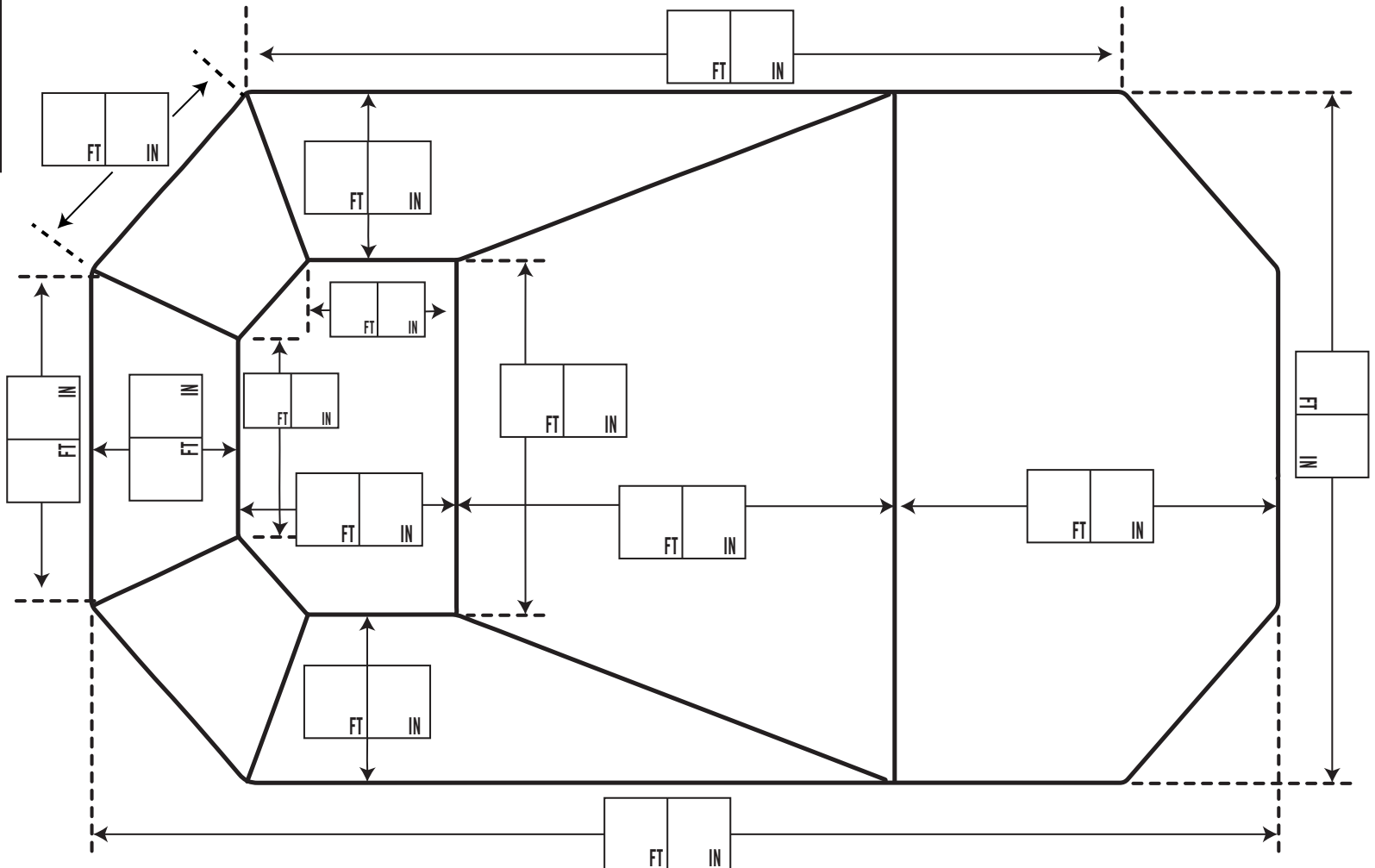
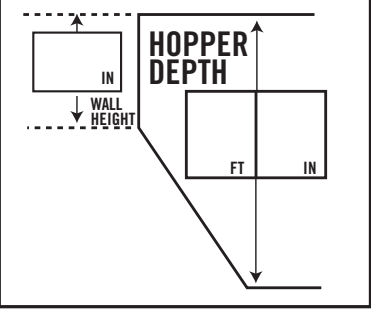
LOCATION  CENTER SHALLOW END  
 OTHER (DRAW IN LOCATION)

## VINYL COVERED STEPS

YES  
NOTE: STEP MEASURING FORM REQUIRED

LOCATION  CENTER SHALLOW END  
 OTHER (DRAW IN LOCATION)

## DEPTH MEASUREMENTS



ALL LENGTH MEASUREMENTS MUST ADD UP TO THIS NUMBER.





# JEWEL - JEWEL HOPPER

## CUSTOMER TAG NAME:

## ORDER INFORMATION

QUOTE #:  
 SO#  
 PO#

## FIBERGLASS STEPS

YES

STRAIGHT  RADIUS

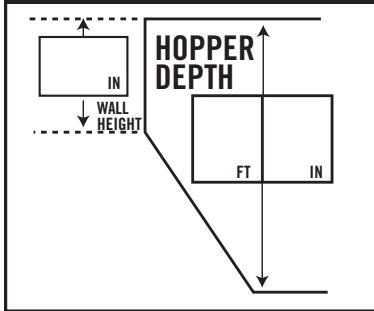
LOCATION  CENTER SHALLOW END  
 OTHER (DRAW IN LOCATION)

## VINYL COVERED STEPS

YES  
 NOTE: STEP MEASURING FORM REQUIRED

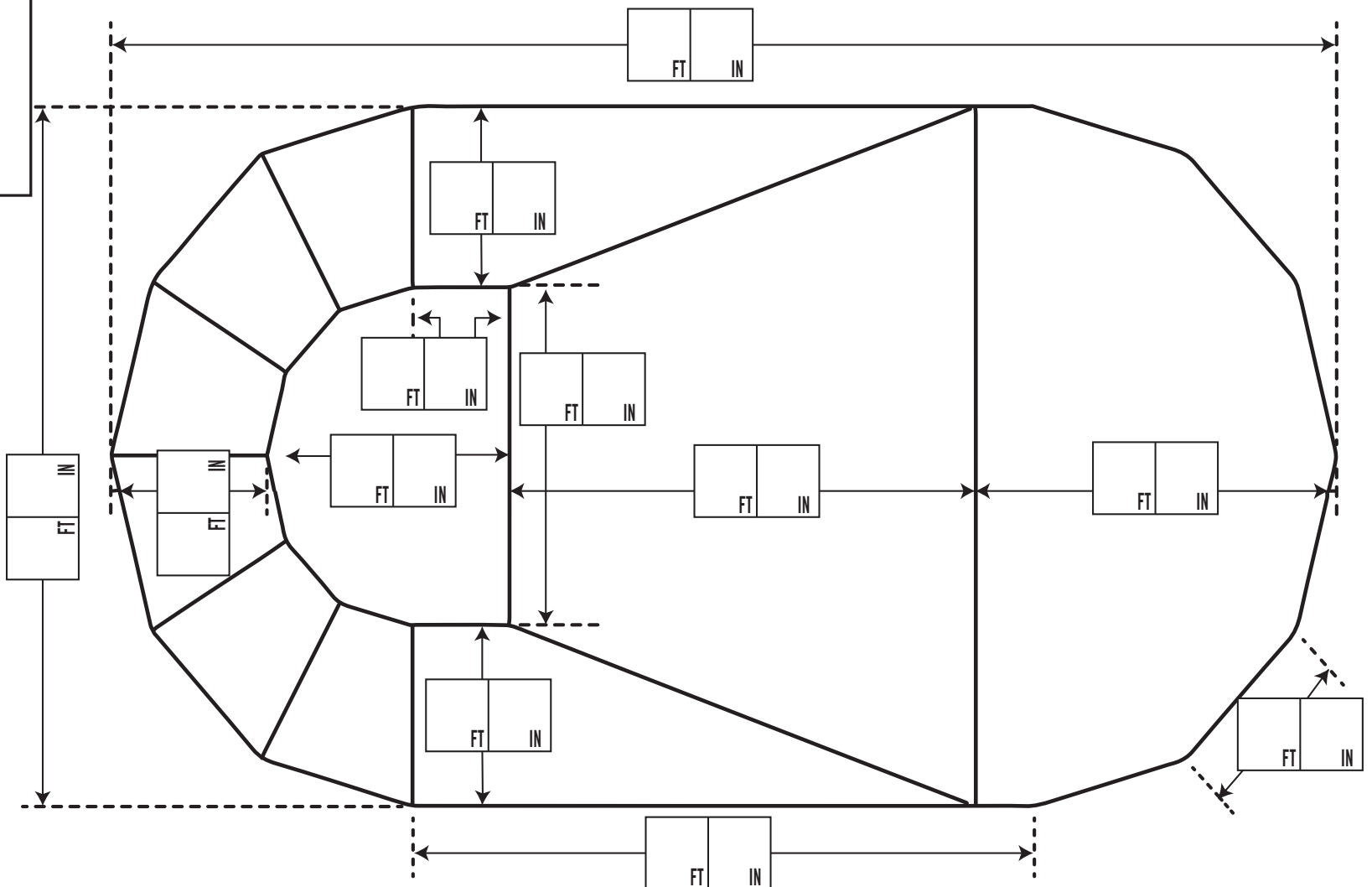
LOCATION  CENTER SHALLOW END  
 OTHER (DRAW IN LOCATION)

## DEPTH MEASUREMENTS



ALL LENGTH MEASUREMENTS MUST ADD UP TO THIS NUMBER.

ALL WIDTH MEASUREMENTS MUST ADD UP TO THIS NUMBER.





# JEWEL - OVAL HOPPER

CUSTOMER TAG NAME:

ORDER INFORMATION

FIBERGLASS STEPS

VINYL COVERED STEPS

QUOTE #:  
 SO#  
 PO#

YES

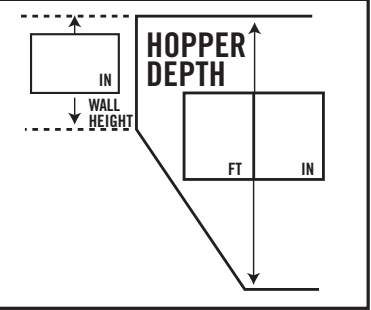
STRAIGHT  RADIUS

LOCATION  CENTER SHALLOW END  
 OTHER (DRAW IN LOCATION)

YES  
 NOTE: STEP MEASURING FORM REQUIRED

LOCATION  CENTER SHALLOW END  
 OTHER (DRAW IN LOCATION)

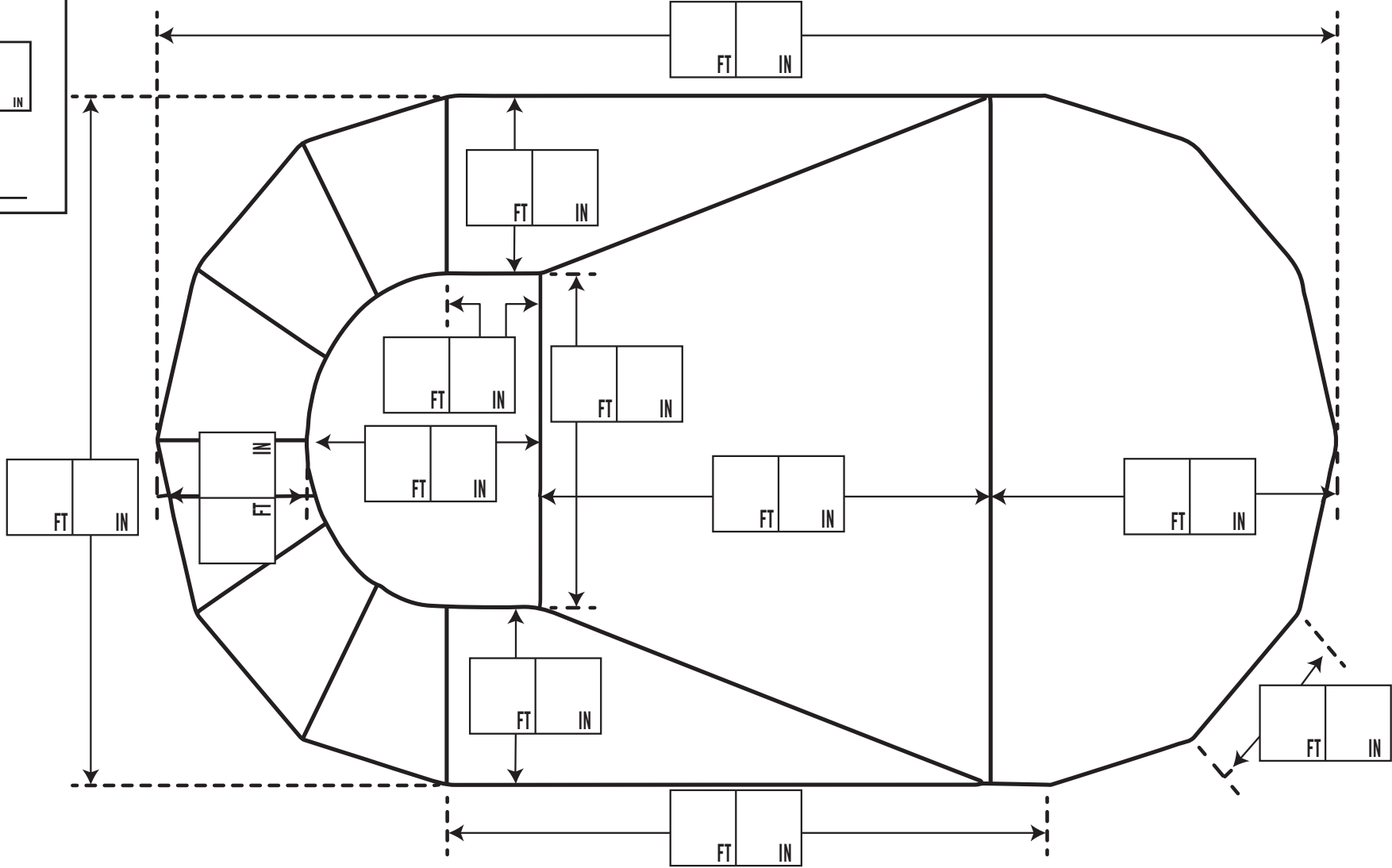
## DEPTH MEASUREMENTS



ALL LENGTH MEASUREMENTS MUST ADD UP TO THIS NUMBER.

FT IN

ALL WIDTH MEASUREMENTS MUST ADD UP TO THIS NUMBER.



FT IN

FT IN



# LAZY-L LEFT - STANDARD HOPPER

### CUSTOMER TAG NAME:

Blank space for customer tag name.

### ORDER INFORMATION

QUOTE #:  
 SO#  
 PO#

### FIBERGLASS STEPS

YES

STRAIGHT  RADIUS

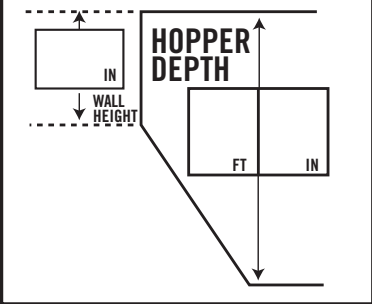
LOCATION  CENTER SHALLOW END  
 OTHER (DRAW IN LOCATION)

### VINYL COVERED STEPS

YES  
 NOTE: STEP MEASURING FORM REQUIRED

LOCATION  CENTER SHALLOW END  
 OTHER (DRAW IN LOCATION)

### DEPTH MEASUREMENTS



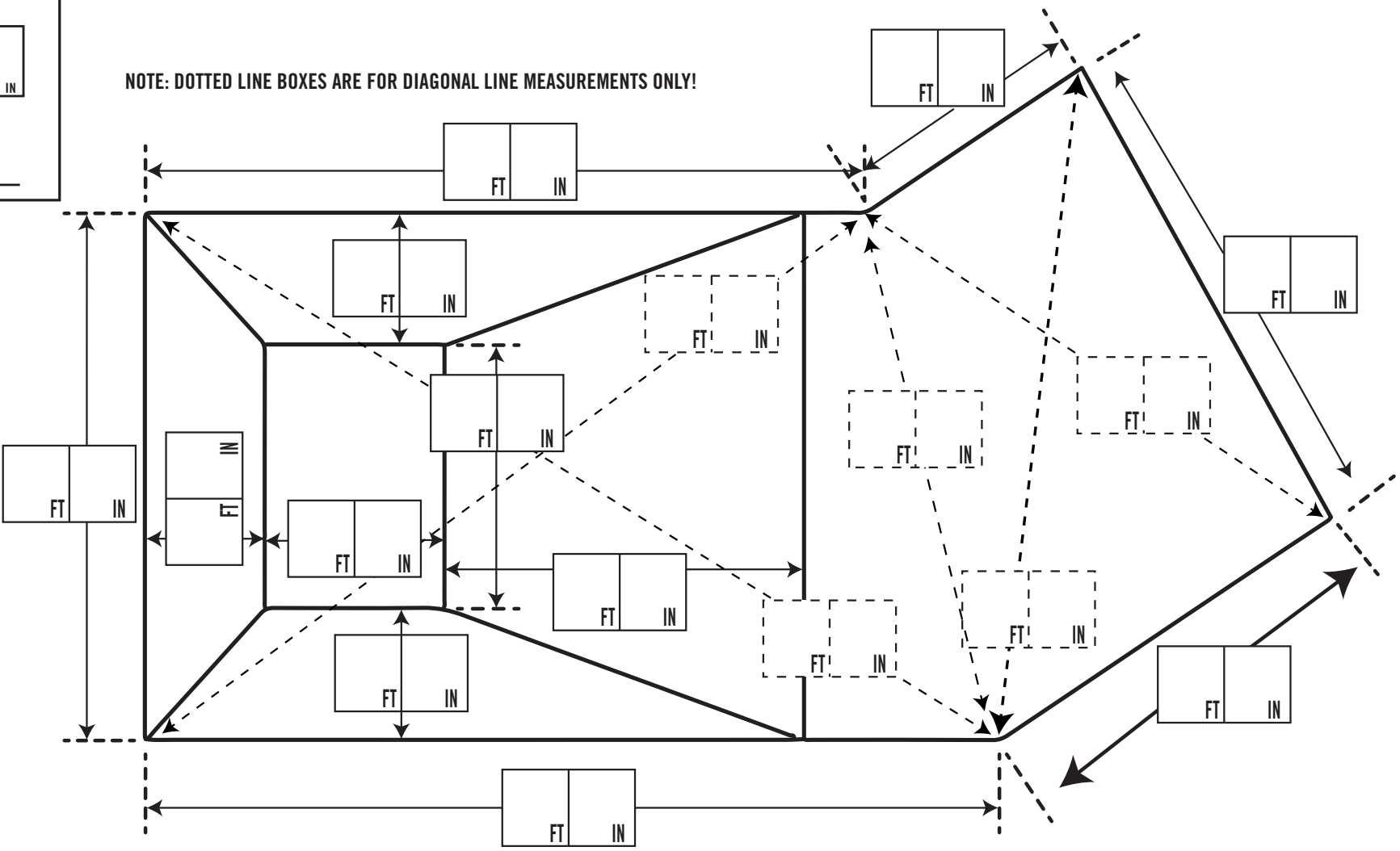
NOTE: DOTTED LINE BOXES ARE FOR DIAGONAL LINE MEASUREMENTS ONLY!

### CORNER SIZE & SHAPE

SQUARE

RADIUS

DIAGONAL





# TRUE-L LEFT - STANDARD HOPPER

**CUSTOMER TAG NAME:**

**ORDER INFORMATION**

QUOTE #:

SO#

PO#

**FIBERGLASS STEPS**

YES

STRAIGHT  RADIUS

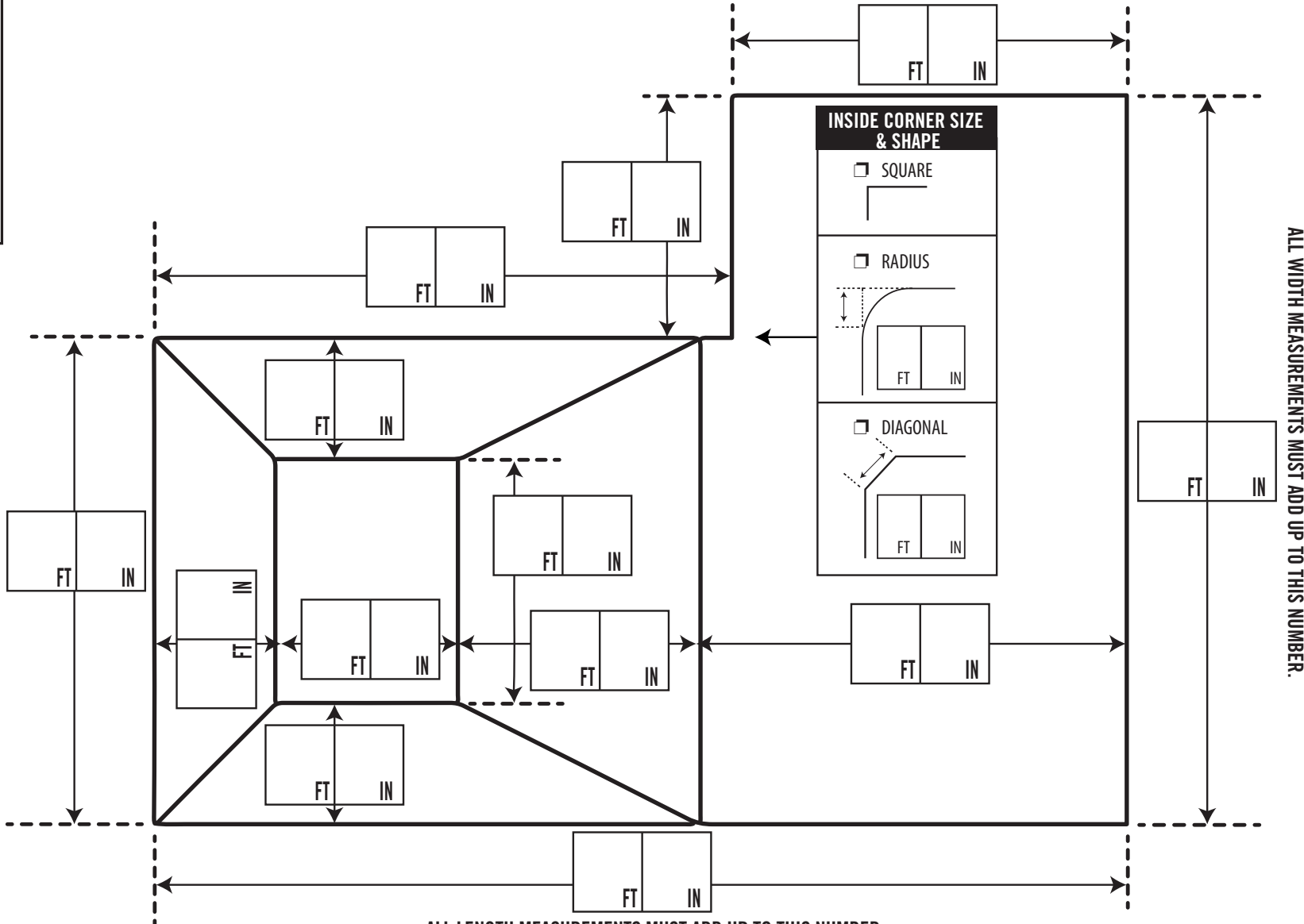
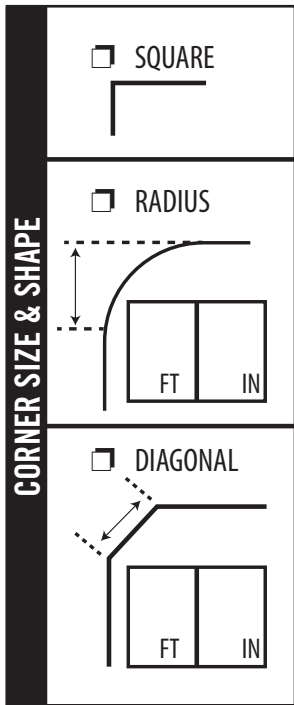
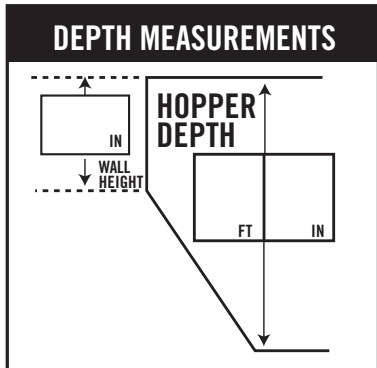
LOCATION  CENTER SHALLOW END  
 OTHER (DRAW IN LOCATION)

**VINYL COVERED STEPS**

YES

NOTE: STEP MEASURING FORM REQUIRED

LOCATION  CENTER SHALLOW END  
 OTHER (DRAW IN LOCATION)



ALL LENGTH MEASUREMENTS MUST ADD UP TO THIS NUMBER.

ALL WIDTH MEASUREMENTS MUST ADD UP TO THIS NUMBER.





# OVAL FLAT BOTTOM WITH COVE

CUSTOMER TAG NAME:

ORDER INFORMATION

FIBERGLASS STEPS

VINYL COVERED STEPS

QUOTE #:

SO#

PO#

YES

STRAIGHT  RADIUS

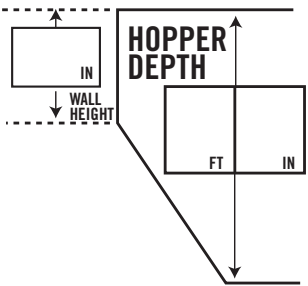
LOCATION  CENTER SHALLOW END  
 OTHER (Draw in as well as provide measurements for the size and location of the step)

YES

NOTE: STEP MEASURING FORM REQUIRED

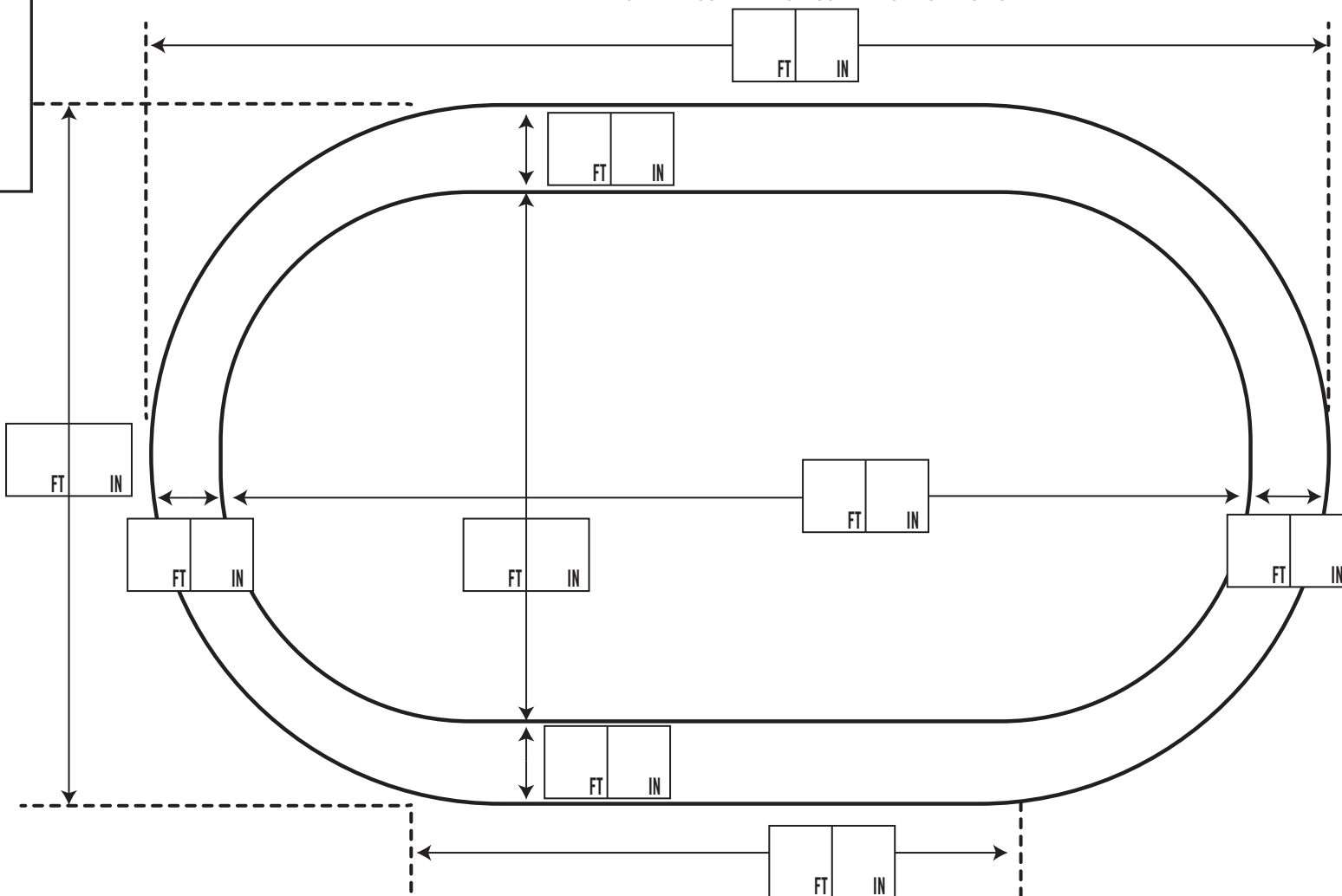
LOCATION  CENTER SHALLOW END  
 OTHER (DRAW IN LOCATION)

## DEPTH MEASUREMENTS



ALL LENGTH MEASUREMENTS MUST ADD UP TO THIS NUMBER.

ALL WIDTH MEASUREMENTS MUST ADD UP TO THIS NUMBER.





# OVAL - OVAL HOPPER

CUSTOMER TAG NAME:

ORDER INFORMATION

FIBERGLASS STEPS

VINYL COVERED STEPS

QUOTE #:

SO#

PO#

YES

STRAIGHT  RADIUS

LOCATION  CENTER SHALLOW END

OTHER (Draw in as well as provide measurements for the size and location of the step)

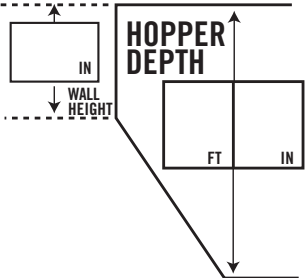
YES

NOTE: STEP MEASURING FORM REQUIRED

LOCATION  CENTER SHALLOW END

OTHER (DRAW IN LOCATION)

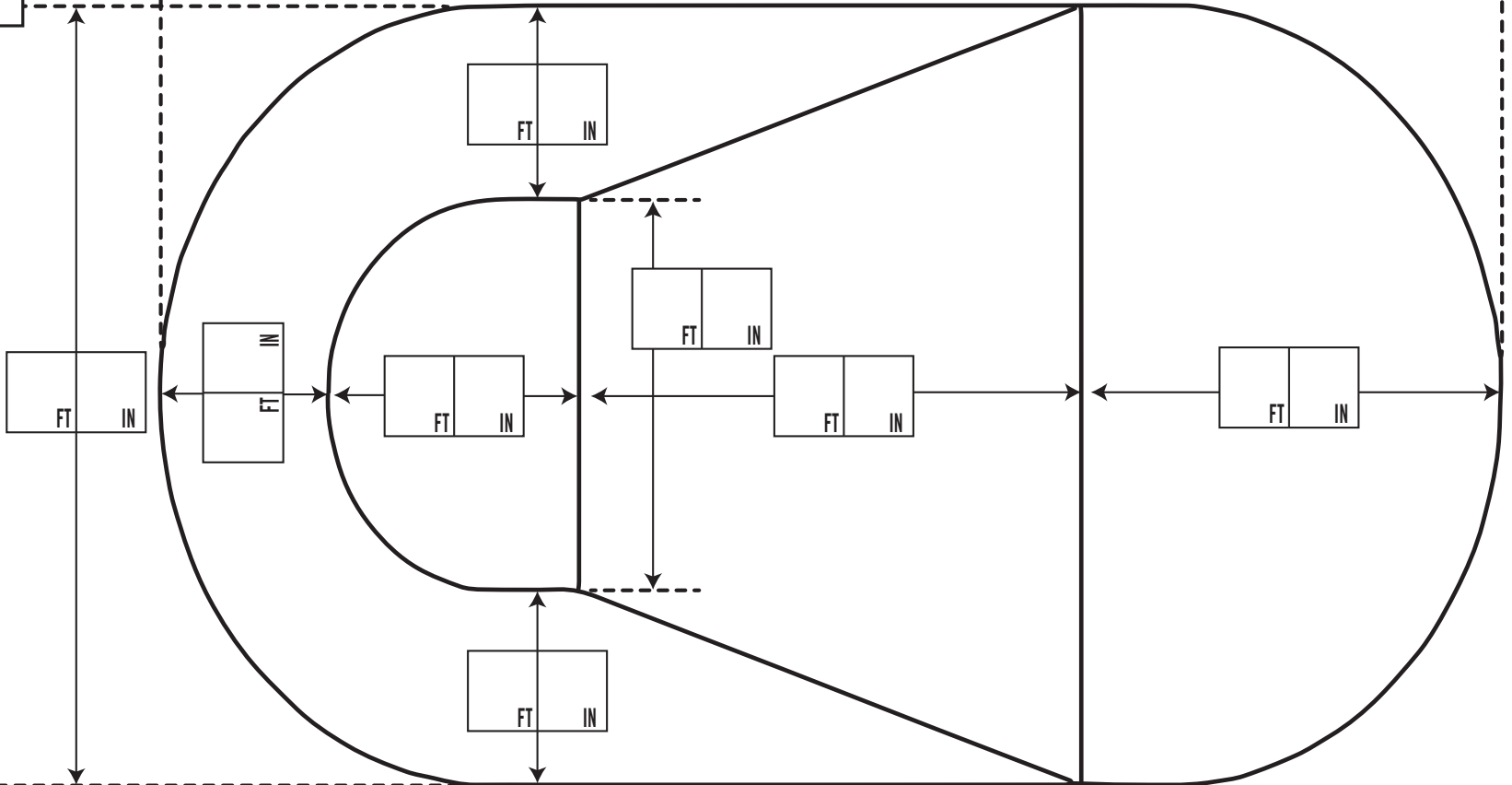
## DEPTH MEASUREMENTS



ALL LENGTH MEASUREMENTS MUST ADD UP TO THIS NUMBER.

FT IN

ALL WIDTH MEASUREMENTS MUST ADD UP TO THIS NUMBER.







# OVAL - SAFETY LEDGE

CUSTOMER TAG NAME:

ORDER INFORMATION

FIBERGLASS STEPS

VINYL COVERED STEPS

QUOTE #:

SO#

PO#

YES

STRAIGHT  RADIUS

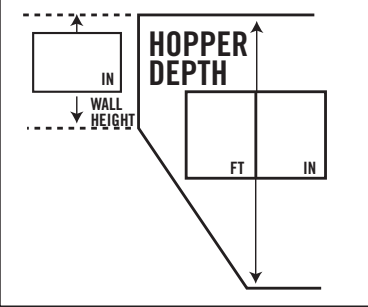
LOCATION  CENTER SHALLOW END  
 OTHER (Draw in as well as provide measurements for the size and location of the step)

YES

NOTE: STEP MEASURING FORM REQUIRED

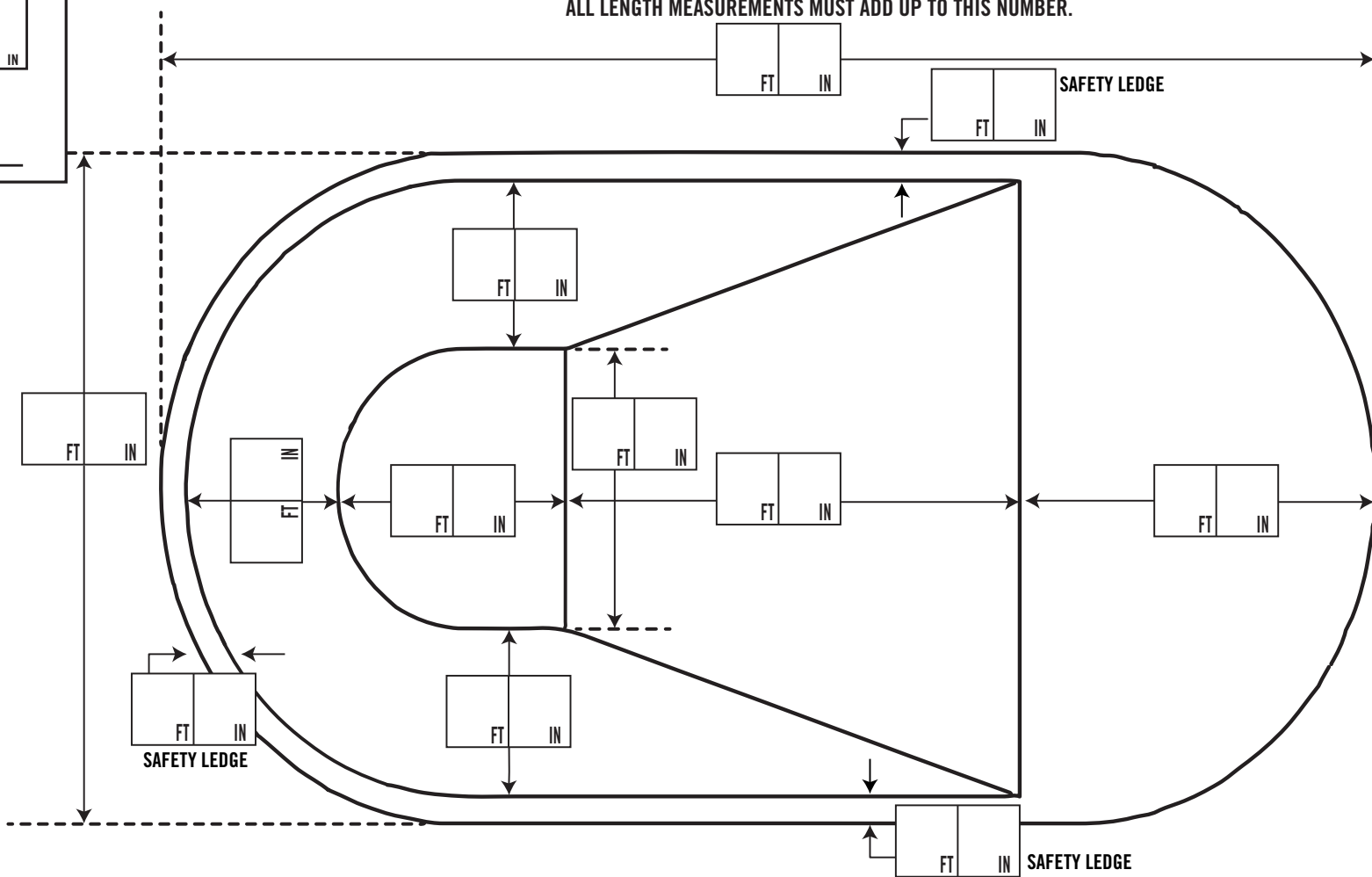
LOCATION  CENTER SHALLOW END  
 OTHER (DRAW IN LOCATION)

## DEPTH MEASUREMENTS



ALL LENGTH MEASUREMENTS MUST ADD UP TO THIS NUMBER.

ALL WIDTH MEASUREMENTS MUST ADD UP TO THIS NUMBER.





# DOUBLE ROMAN - OVAL HOPPER

CUSTOMER TAG NAME:

ORDER INFORMATION

FIBERGLASS STEPS

VINYL COVERED STEPS

QUOTE #:  
 SO#  
 PO#

YES

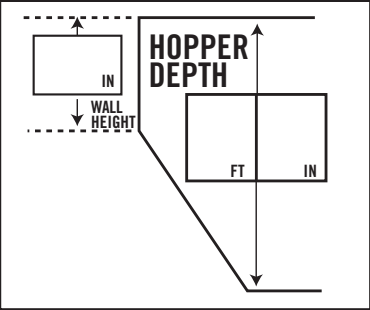
STRAIGHT  RADIUS

LOCATION  CENTER SHALLOW END  
 OTHER (DRAW IN LOCATION)

YES  
 NOTE: STEP MEASURING FORM REQUIRED

LOCATION  CENTER SHALLOW END  
 OTHER (DRAW IN LOCATION)

## DEPTH MEASUREMENTS



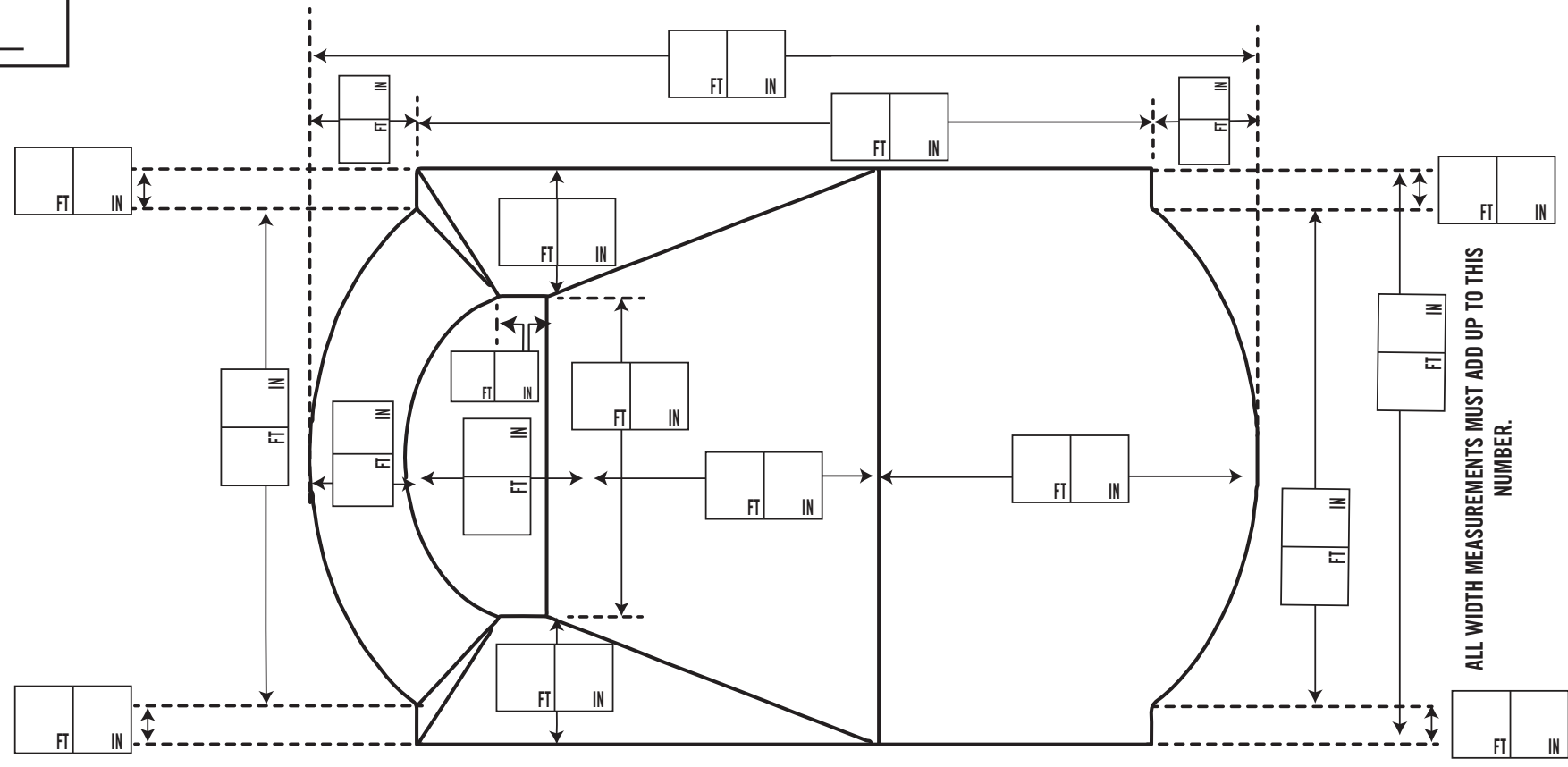
ALL LENGTH MEASUREMENTS MUST ADD UP TO THIS NUMBER.

### CORNER SIZE & SHAPE

SQUARE

RADIUS

DIAGONAL



ALL WIDTH MEASUREMENTS MUST ADD UP TO THIS NUMBER.

# SINGLE ROMAN - OVAL HOPPER

**CUSTOMER TAG NAME:**

**ORDER INFORMATION**

QUOTE #:

SO#

PO#

**FIBERGLASS STEPS**

YES

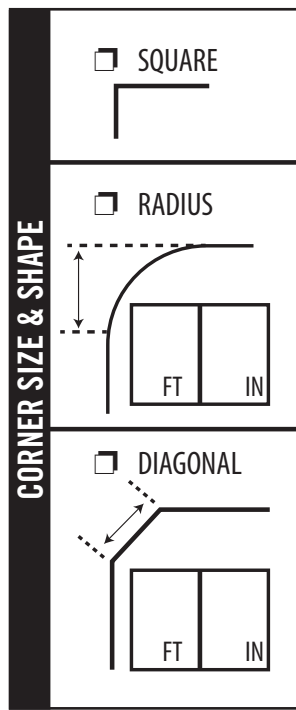
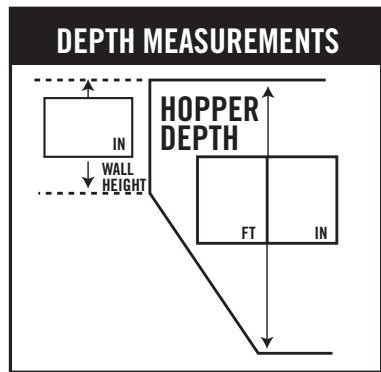
STRAIGHT  RADIUS

LOCATION  CENTER SHALLOW END  
 OTHER (DRAW IN LOCATION)

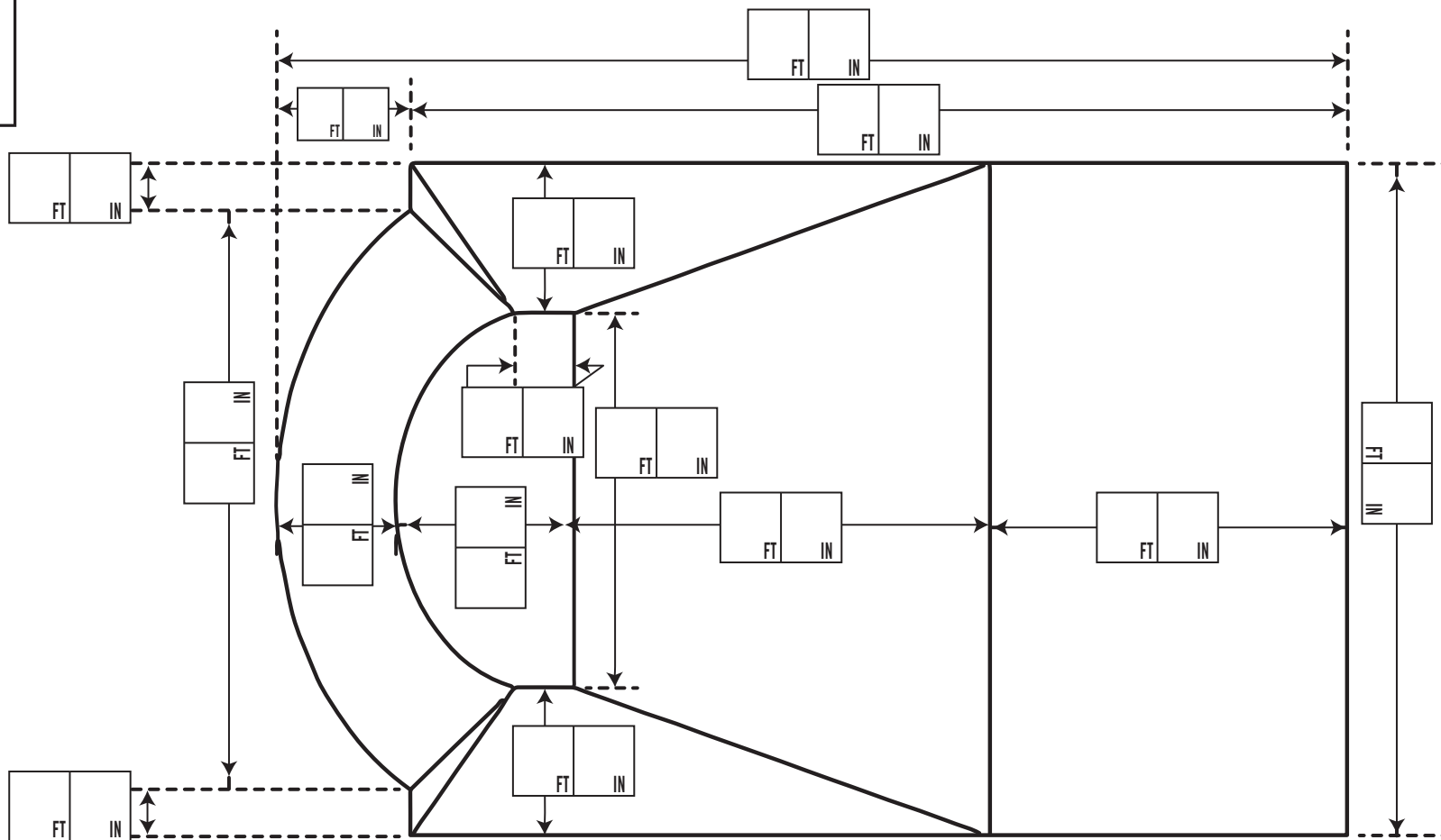
**VINYL COVERED STEPS**

YES  
NOTE: STEP MEASURING FORM REQUIRED

LOCATION  CENTER SHALLOW END  
 OTHER (DRAW IN LOCATION)



ALL LENGTH MEASUREMENTS MUST ADD UP TO THIS NUMBER.



ALL WIDTH MEASUREMENTS MUST ADD UP TO THIS NUMBER.



# 3 TREAD RECTANGLE STEP

**CUSTOMER TAG NAME:**

---

**ORDER INFORMATION**

QUOTE #:

---

SO#

---

PO#

---

**STEP ATTACHMENT**

NONE

ROD POCKETS

BEADING

**MATERIAL**

SAME AS FLOOR

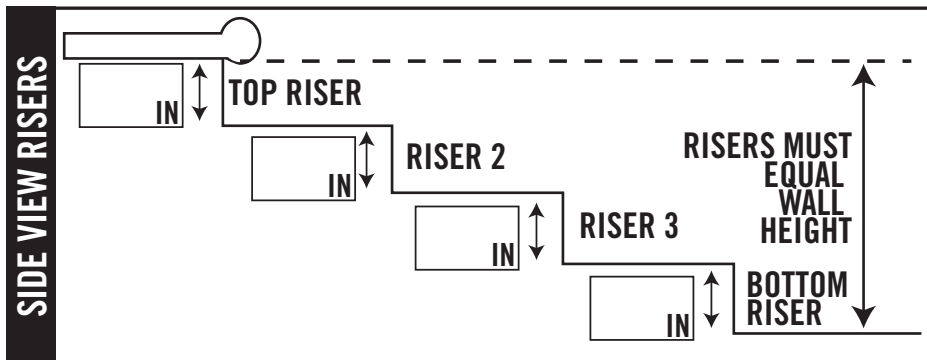
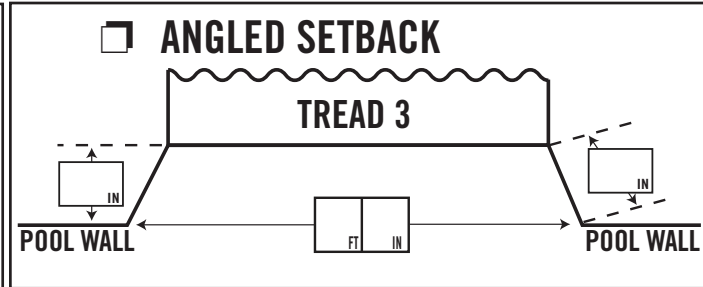
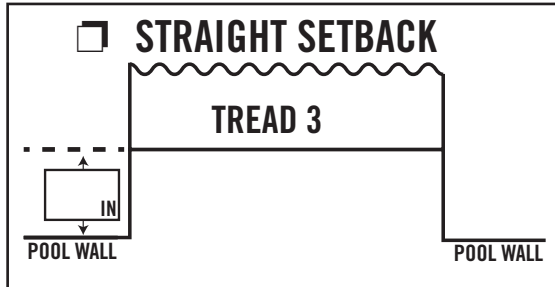
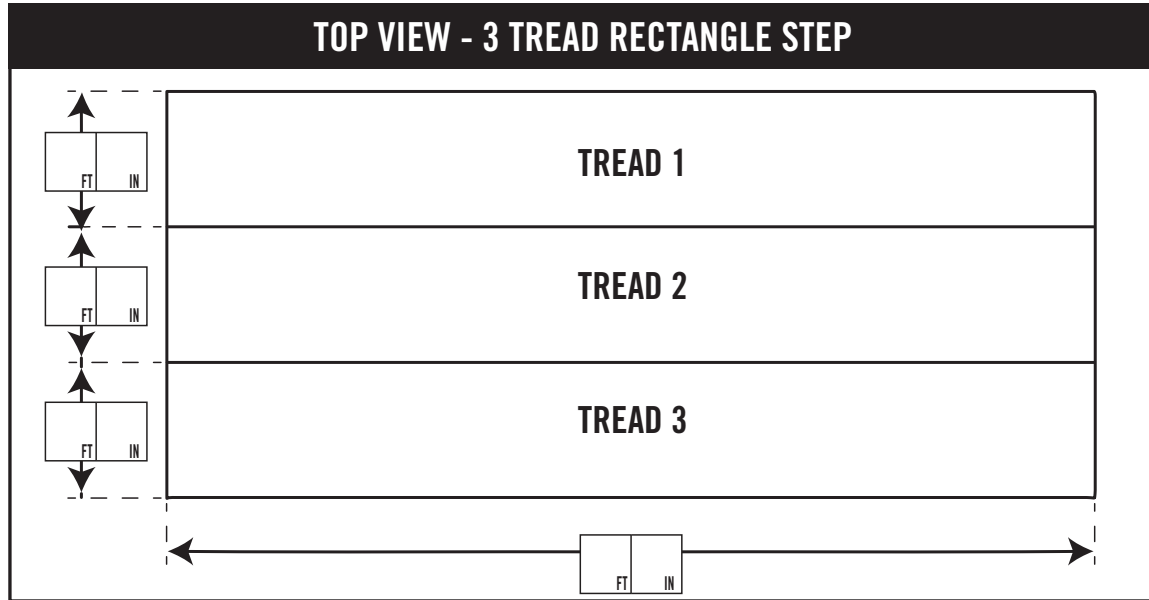
SURE-STEP TEXTURE

BLUE TEXTURE

**LOCATION**

CENTER END SHALLOW

OTHER (DRAW LOCATION)



**STEP CORNER SIZE & SHAPE**

SQUARE

RADIUS

DIAGONAL

# 4 TREAD RECTANGLE STEP

### CUSTOMER TAG NAME:

Blank space for customer tag name.

### ORDER INFORMATION

QUOTE #:  
SO#  
PO#

### STEP ATTACHMENT

NONE  
 ROD POCKETS  
 BEADING

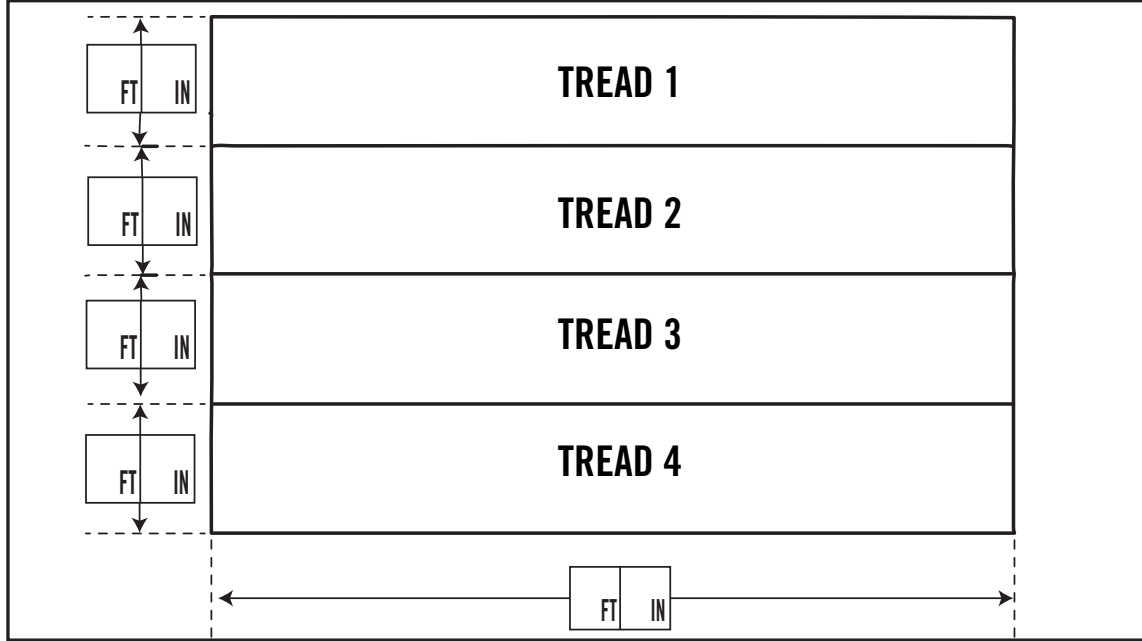
### MATERIAL

SAME AS FLOOR  
 SURE-STEP TEXTURE  
 BLUE TEXTURE

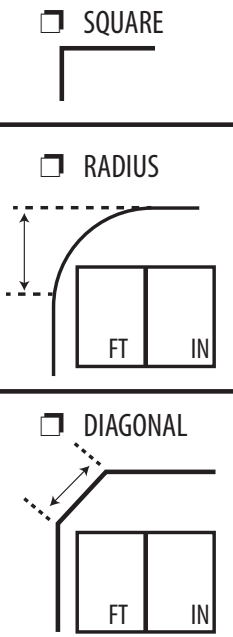
### LOCATION

CENTER END SHALLOW  
 OTHER (DRAW LOCATION)

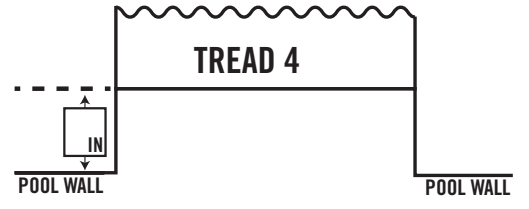
### TOP VIEW - 4 TREAD RECTANGLE STEP



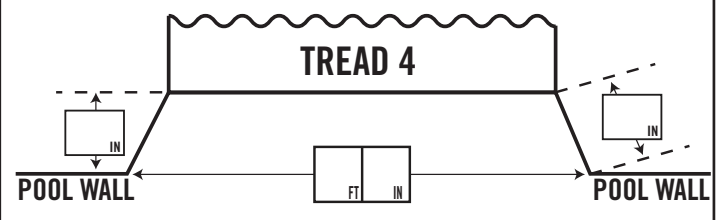
### STEP CORNER SIZE & SHAPE



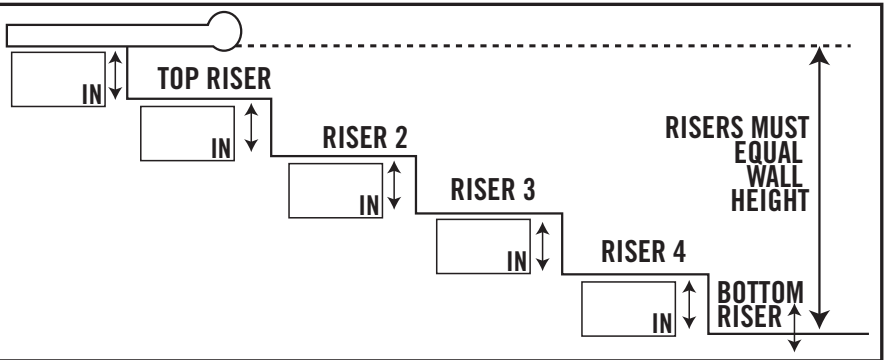
### STRAIGHT SETBACK



### ANGLED SETBACK



### SIDE VIEW RISERS



# CORNER CAKE STEP

**CUSTOMER TAG NAME:**

**ORDER INFORMATION**

QUOTE #:  
SO#  
PO#

**STEP ATTACHMENT**

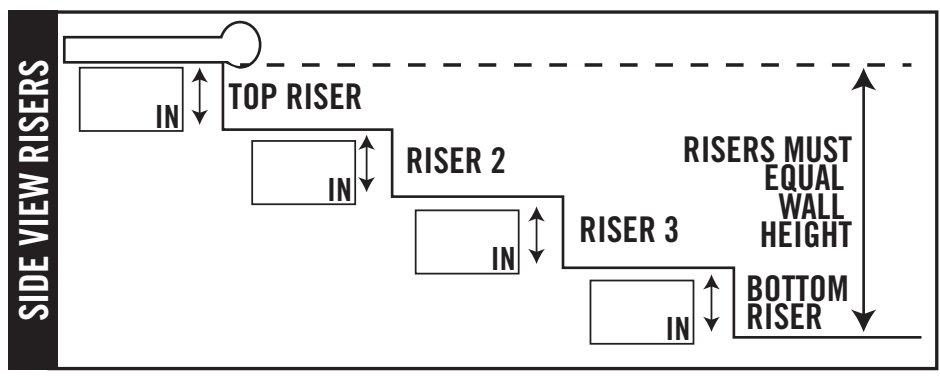
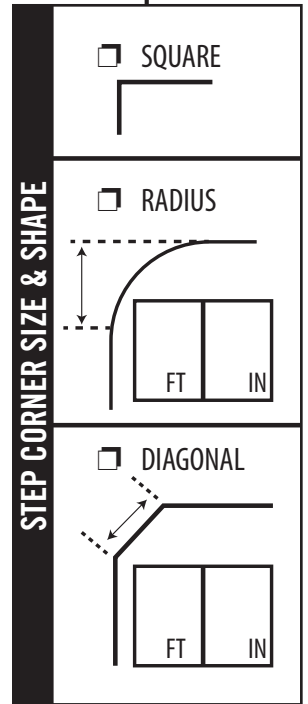
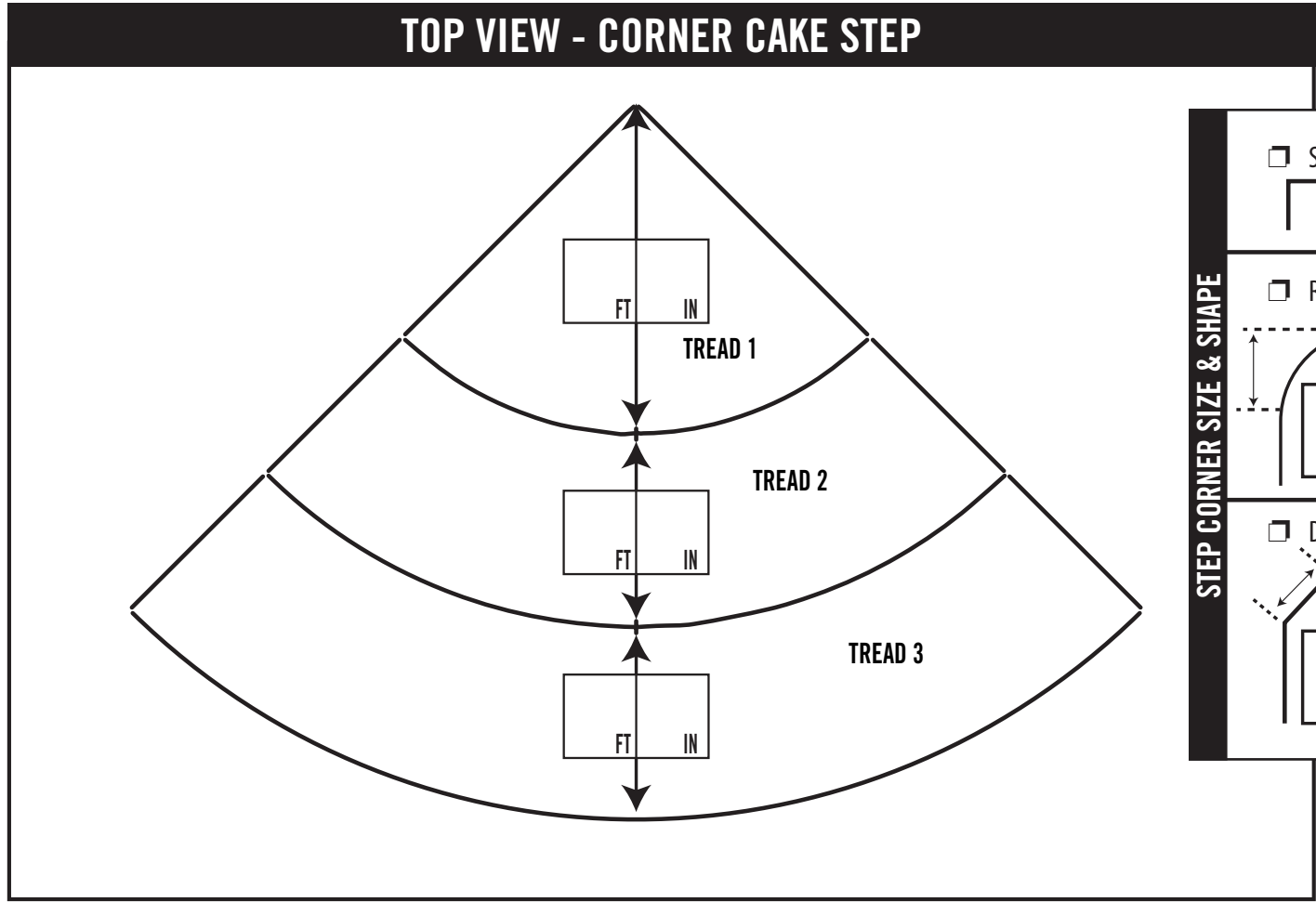
NONE  
 ROD POCKETS  
 BEADING

**MATERIAL**

SAME AS FLOOR  
 SURE-STEP TEXTURE  
 BLUE TEXTURE

**LOCATION**

DRAW LOCATION ON POOL VIEW FORM  
 OTHER (DRAW LOCATION)





# BOWED STEP

**CUSTOMER TAG NAME:**

**ORDER INFORMATION**

QUOTE #:

SO#

PO#

**STEP ATTACHMENT**

NONE

ROD POCKETS

BEADING

**MATERIAL**

SAME AS FLOOR

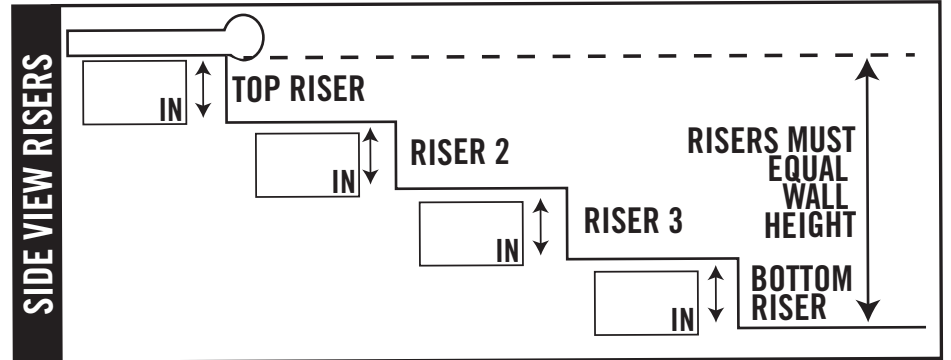
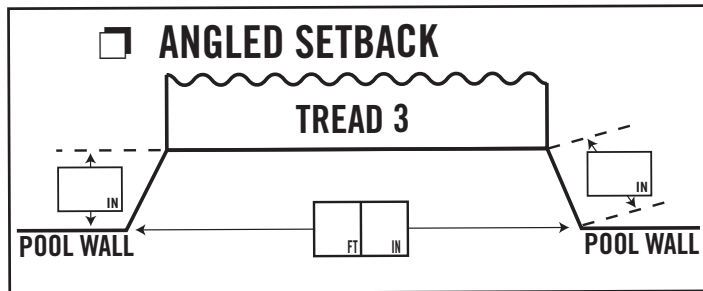
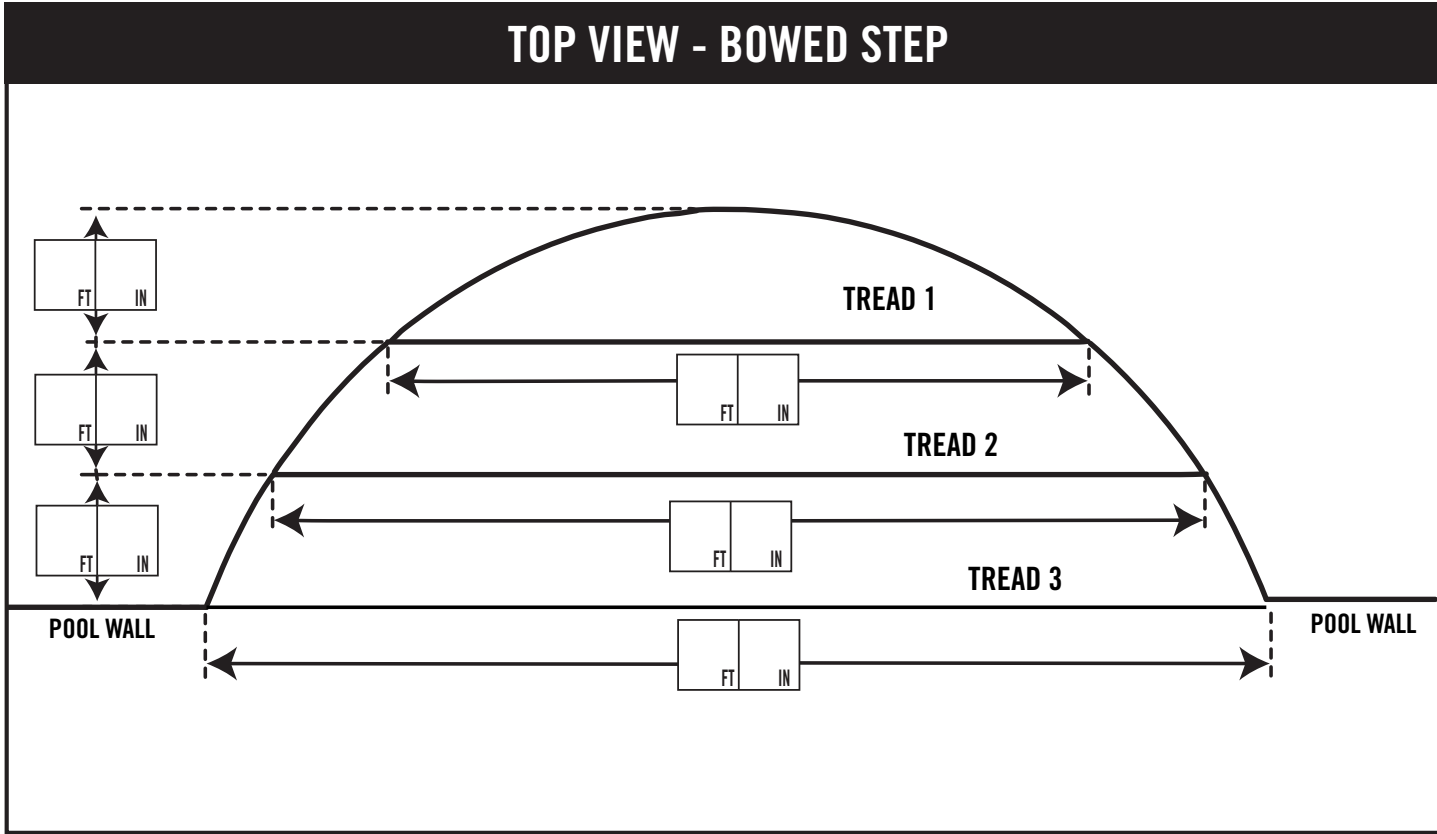
SURE-STEP TEXTURE

BLUE TEXTURE

**LOCATION**

CENTER END SHALLOW

OTHER (DRAW LOCATION)





# CORNER STEP

## CUSTOMER TAG NAME:

## ORDER INFORMATION

QUOTE #:

SO#

PO#

## STEP ATTACHMENT

NONE

ROD POCKETS

BEADING

## MATERIAL

SAME AS FLOOR

SURE-STEP TEXTURE

BLUE TEXTURE

## LOCATION

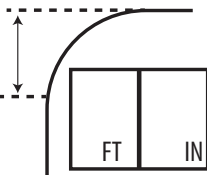
DRAW LOCATION ON POOL VIEW FORM

## STEP CORNER SIZE & SHAPE

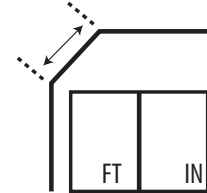
SQUARE



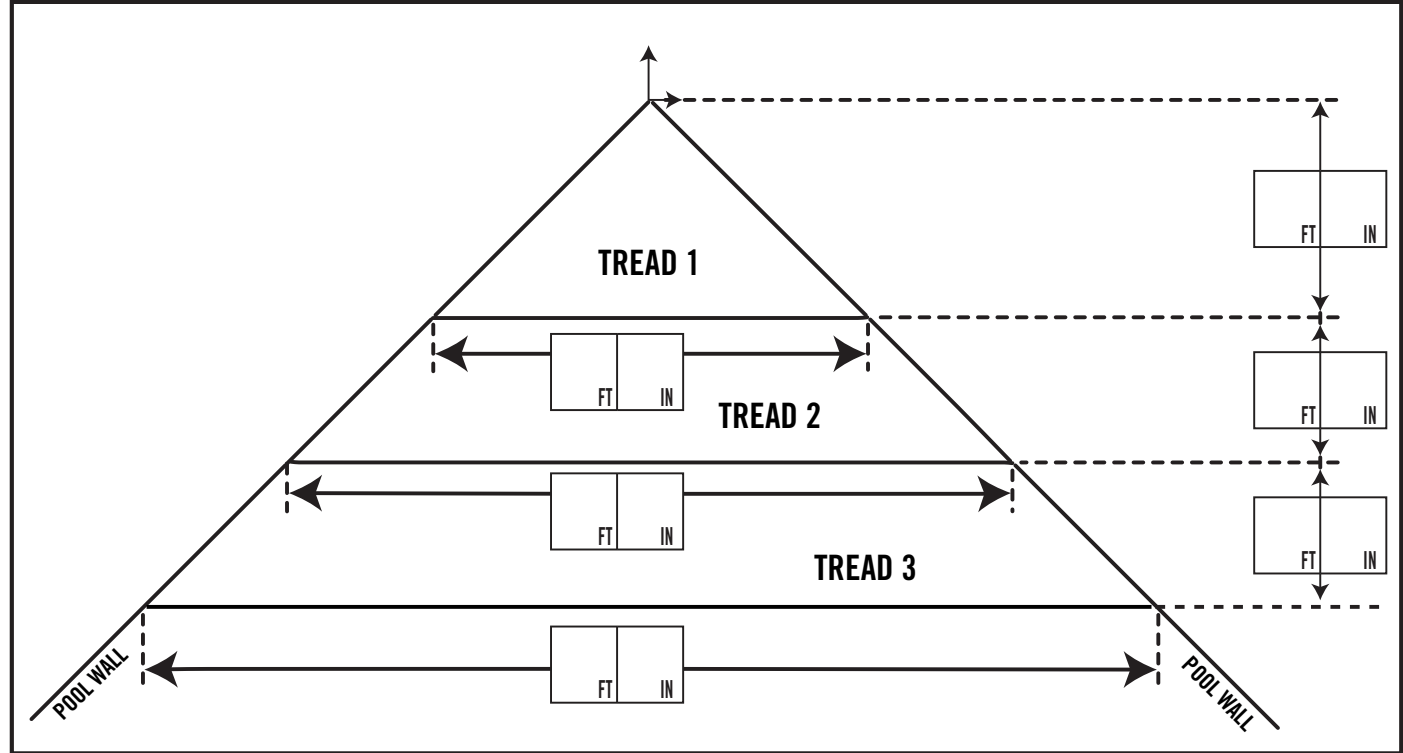
RADIUS



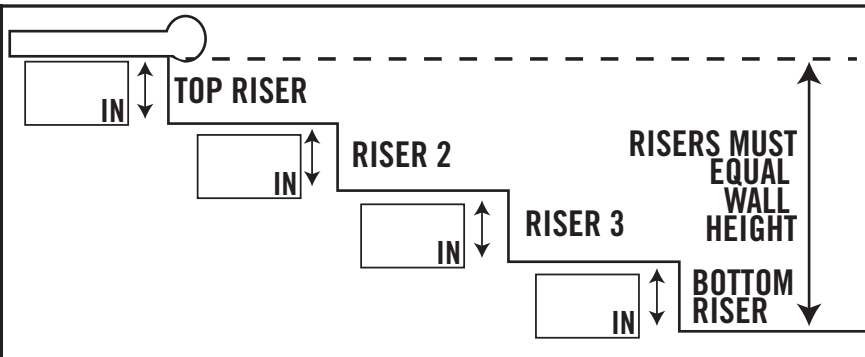
DIAGONAL



## TOP VIEW - CORNER STEP



## SIDE VIEW RISERS







# FULL CAKE STEP

**CUSTOMER TAG NAME:**

---

**ORDER INFORMATION**

QUOTE #:

---

SO#

---

PO#

---

**STEP ATTACHMENT**

NONE

ROD POCKETS

BEADING

**MATERIAL**

SAME AS FLOOR

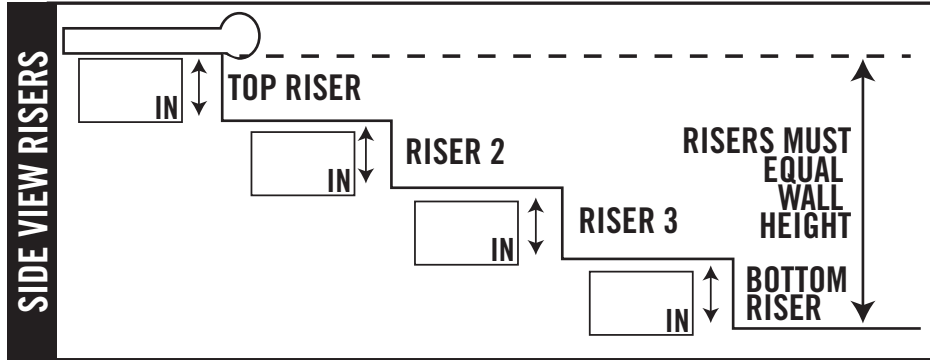
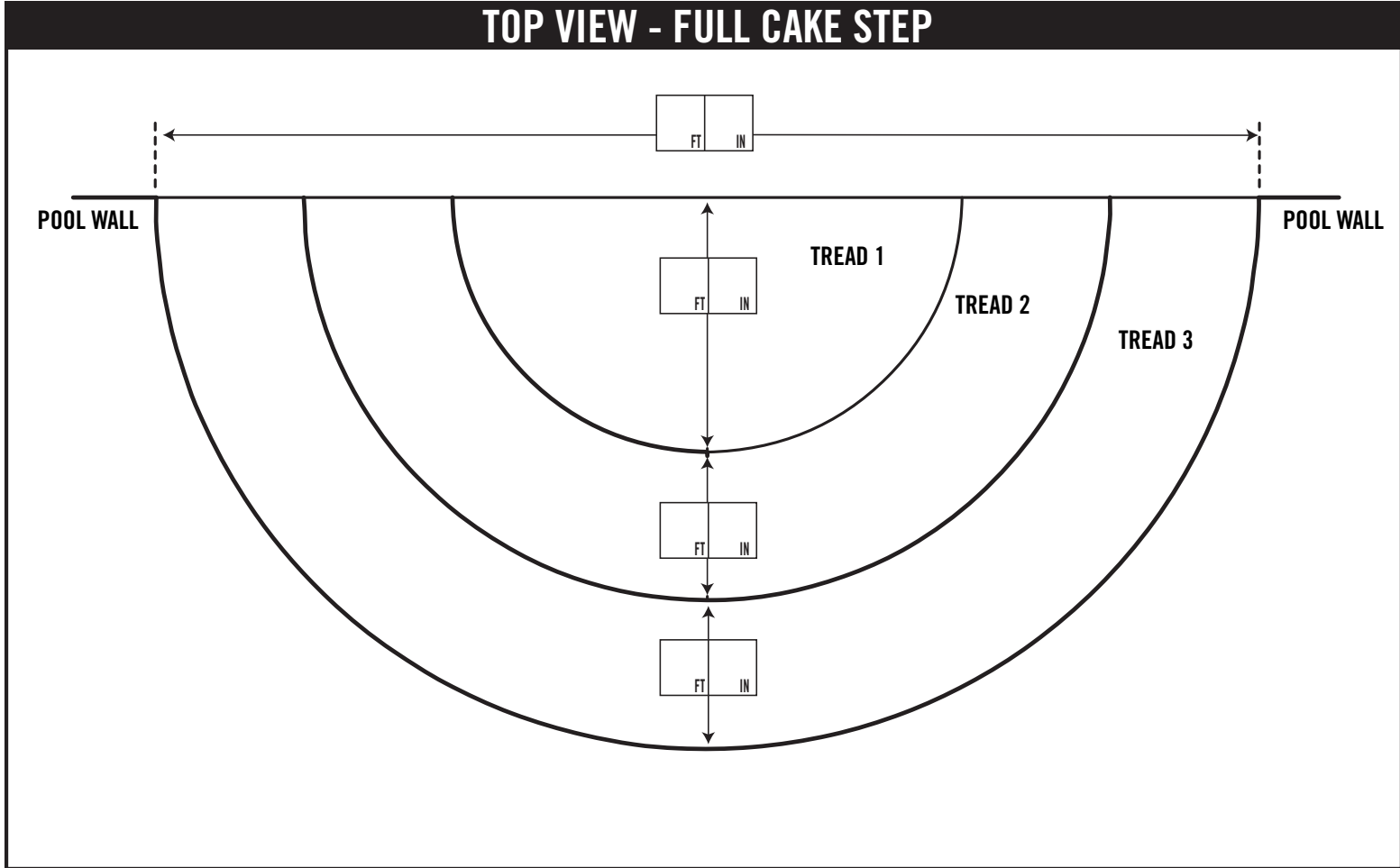
SURE-STEP TEXTURE

BLUE TEXTURE

**LOCATION**

CENTER END SHALLOW

OTHER (DRAW LOCATION)



# BENCH

### CUSTOMER TAG NAME:

Blank space for customer tag name.

### ORDER INFORMATION

QUOTE #:  
SO#  
PO#

### BENCH ATTACHMENT

NONE  
 ROD POCKETS  
 BEADING

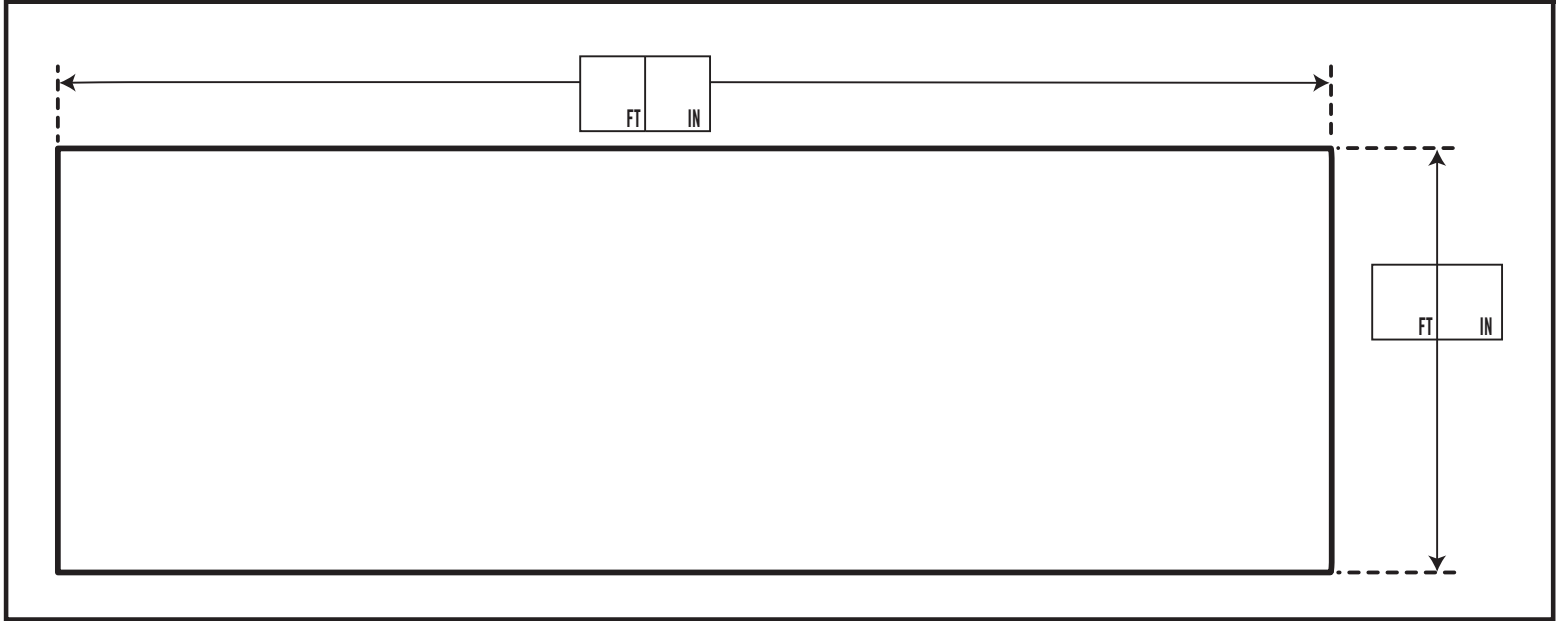
### MATERIAL

SAME AS FLOOR  
 SURE-STEP TEXTURE  
 BLUE TEXTURE

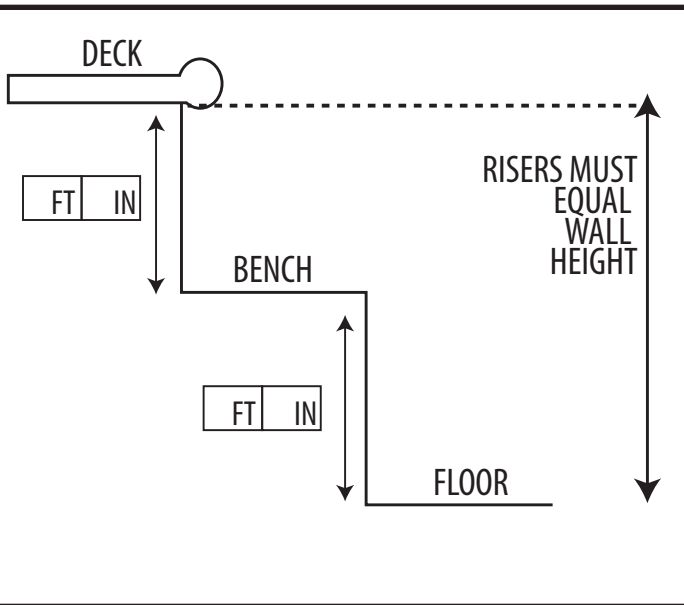
### LOCATION

DRAW LOCATION ON SHAPE PAGE

## TOP VIEW - BENCH



## SIDE VIEW - BENCH RISER



### STEP CORNER SIZE & SHAPE

SQUARE  
 RADIUS  
 DIAGONAL



# CUSTOM SHAPE

## CUSTOMER TAG NAME:

## ORDER INFORMATION

QUOTE #:
SO#
PO#

## FIBERGLASS STEPS

YES

STRAIGHT    RADIUS

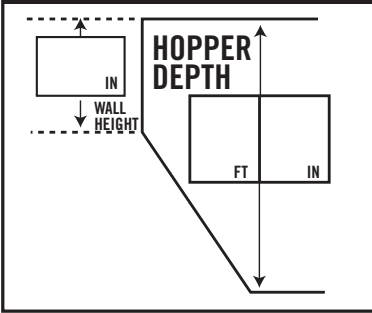
LOCATION    CENTER SHALLOW END  
 OTHER (DRAW IN LOCATION)

## VINYL COVERED STEPS

YES  
 NOTE: STEP MEASURING FORM REQUIRED

LOCATION    CENTER SHALLOW END  
 OTHER (DRAW IN LOCATION)

## DEPTH MEASUREMENTS

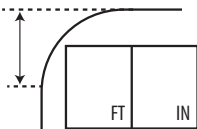


## CORNER SIZE & SHAPE

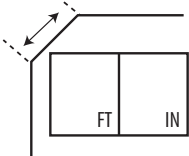
SQUARE



RADIUS



DIAGONAL



## POOL DRAWING

**IMPORTANT! INCLUDE AB LINE IN YOUR SKETCH BELOW.**

DISTANCE OF POINT A TO POINT B: \_\_\_\_\_  
 PROVIDE A - B FORM.



# CUSTOM SHAPE MEASURING FORM

ORDER INFORMATION	
QUOTE #:	PO#
SO#	

CUSTOMER TAG NAME:

## AB POINTS

A		B		A		B		A		B	
FT	IN	FT	IN	FT	IN	FT	IN	FT	IN	FT	IN
1				31				61			
2				32				62			
3				33				63			
4				34				64			
5				35				65			
6				36				66			
7				37				67			
8				38				68			
9				39				69			
10				40				70			
11				41				71			
12				42				72			
13				43				73			
14				44				74			
15				45				75			
16				46				76			
17				47				77			
18				48				78			
19				49				79			
20				50				80			
21				51				81			
22				52				82			
23				53				83			
24				54				84			
25				55				85			
26				56				86			
27				57				87			
28				58				88			
29				59				89			
30				60				90			

## SHALLOW BREAK POINTS

PT # \_\_\_\_ TO PT # \_\_\_\_

## DEEP BREAK POINTS

PT # \_\_\_\_ TO PT # \_\_\_\_

## FIBERGLASS STEP

PT # \_\_\_\_ TO PT # \_\_\_\_

STRAIGHT  RADIUS

## VINYL COVERED STEP

PT # \_\_\_\_ TO PT # \_\_\_\_

Note: Provide correct step measuring form.

## TRANSITION SLOPE MEASUREMENTS

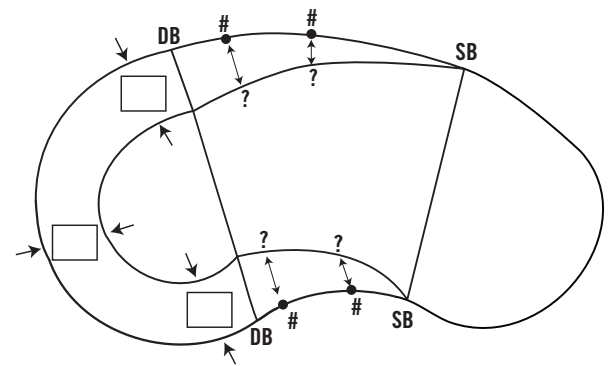
MEASURE PERPENDICULAR TO SIDE WALL

\*SEE DIAGRAM 1 BELOW

DISTANCE OUT

PT # ____	_____ IN.
PT # ____	_____ IN.
PT # ____	_____ IN.
PT # ____	_____ IN.

DIAGRAM 1



FT IN

DISTANCE FROM "A" TO "B"

FT IN

## COMMENTS / SPECIAL NOTES:

Overall Length		From PT #		TO PT #	
Overall Width		From PT #		TO PT #	
Optional 2nd Overall Length		From PT #		TO PT #	
Optional 2nd Overall Width		From PT #		TO PT #	



# NON-STANDARD PATTERN SELECTION

**CUSTOMER TAG NAME:**

---

**ORDER INFORMATION**

QUOTE #:

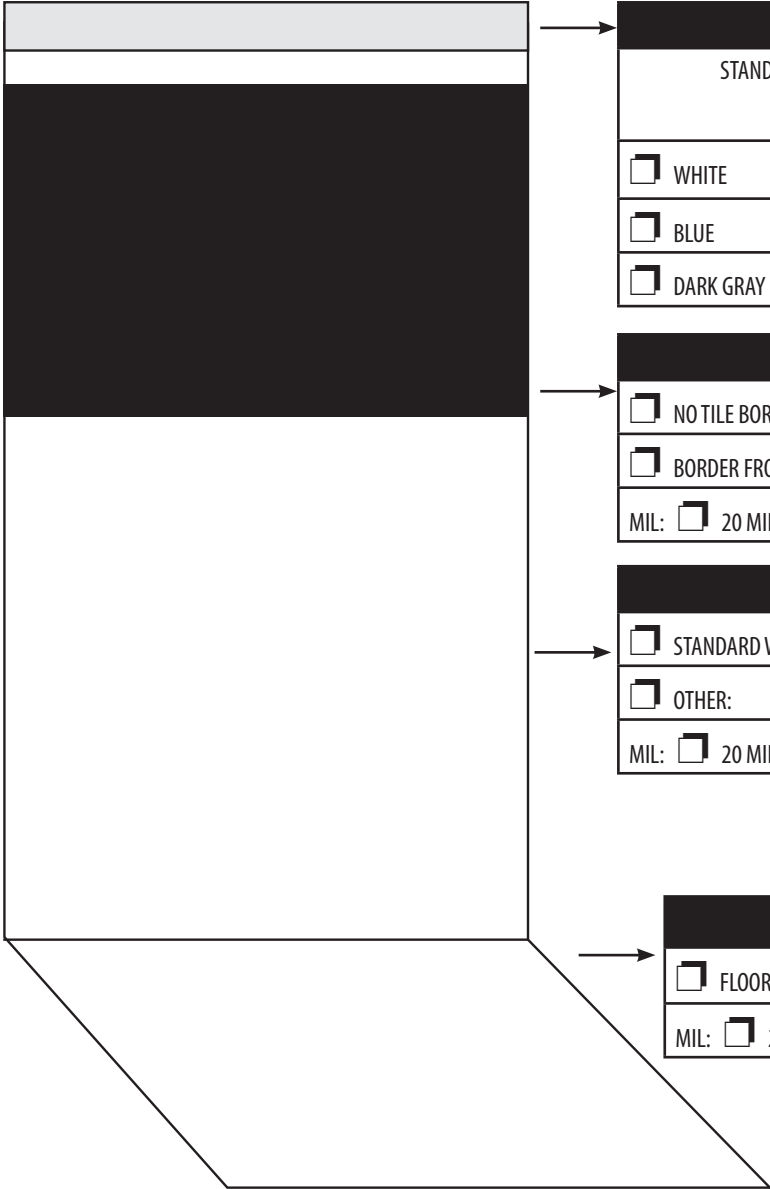
---

SO#

---

PO#

---



**BEAD TYPE / COLOR**

STANDARD BEAD:		UNI BEAD:	ESTHER WILLIAMS BEAD (WHITE): <input type="checkbox"/>
<input type="checkbox"/> WHITE	<input type="checkbox"/> BLACK	<input type="checkbox"/> WHITE	WILKES BEAD (WHITE): <input type="checkbox"/>
<input type="checkbox"/> BLUE	<input type="checkbox"/> TAN	<input type="checkbox"/> BLUE	OVERLAP/NO BEAD: <input type="checkbox"/>
<input type="checkbox"/> DARK GRAY			

**TILE BORDER**

NO TILE BORDER

BORDER FROM PATTERN:

MIL:  20 MIL  28 MIL

**WALL PRINT**

STANDARD WALL  SAME AS FLOOR (SELECTED BELOW)

OTHER:

MIL:  20 MIL  28 MIL

**FLOOR PRINT**

FLOOR PRINT PATTERN:

MIL:  20 MIL  28 MIL

**STEP PRINT**

VINYL COVERED STEP:  YES  NO

SURE-STEP TEXTURED MATERIAL:

STEP PRINT:

MIL:  20 MIL  28 MIL

**PLEASE NOTE: ADDITIONAL CHARGES WILL APPLY FOR EACH VARIATION SELECTED.  
 IF A PATTERN SELECTION WAS MADE ON PAGE 2, SKIP THIS PAGE.  
 THIS IS NON-STANDARD PATTERN SELECTION ONLY.**