



Network Solutions

Single-source global manufacturer of innovative
end-to-end copper and fiber cabling systems

Bigger and Better than Ever

Thank you for choosing Leviton for your **network infrastructure**.

We are excited to present an expanded portfolio of products, giving you even more options to meet your network requirements. In 2020, Leviton acquired leading U.S. cable manufacturer Berk-Tek™, and in this catalog you will find trusted Berk-Tek brand copper and fiber cabling alongside our **wide selection** of network connectivity.



In addition, you'll find these newly introduced solutions:



Cat 6A High-Flex Cord
(page A23)



VXC™ Plenum Assembly
and VXC Coupler
(page A24)



LanMARK™-SST Riser
Cable (page A34)



Shuttered LC Adapters
(pages B15, B16, B25,
B32, B68)



Universal Polarity Fiber
Cassettes (pages B15,
B25, B32)



LC Unibody Fiber
Connector with
Spectro-Link™
Technology (page B49)



Expanded Family of
Industrial Solutions
(section C)



New Line of Network
Channel Extenders
(section D)



Wireless Structured
Media™ Centers
(page I5)

A Copper
Solutions

B Fiber
Solutions

C Industrial
Ethernet
Solutions

D Network
Channel
Extenders

E Housings
& Wallplates

F Cable
Management

G AV
Solutions

H Power
Solutions

I MDU &
Hospitality


X Index

Your Single Source for End-to-End Cabling Systems

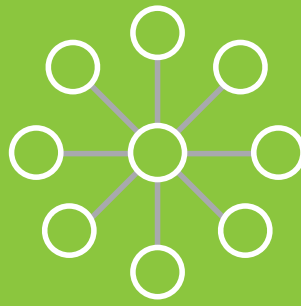
Leviton is a single-source global manufacturer of **end-to-end** fiber and copper cabling systems. That means all components — jacks, cable, patch panels and more — come from Leviton factories, where our product development teams are collocated with production and quality teams. This translates into **hyper-tuned systems** and **greater network longevity**. Plus, buying complete systems from one manufacturer simplifies ordering, delivery, and warranties.



100+
countries around
the world



15M
connectors
made annually




100M+

copper and fiber links
installed to date



1B feet of
cable made
annually



Data Center Solutions — Leviton offers single-mode and multimode cabling systems that support networks up to 400 Gb/s and beyond, lasting through multiple generations of tech refreshes. And in our dedicated data center factories we make custom fiber and copper trunks, harnesses, and patch cords to speed delivery and deployment.

Enterprise Solutions — Leviton has an incredible history of connecting all types of enterprise networks: financial, tech, military, medical, academic and more, offering everything from interbuilding cabling to connectivity at the desk. We also help customers integrate emerging technologies into their networks, with cabling systems designed to support Power over Ethernet and the latest smart building initiatives.




U.S. Made, Global Reach

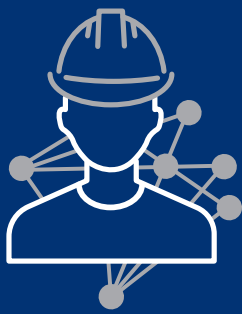
Unlike many U.S.-based companies, the large majority of Leviton Network Solutions products are **designed** and **manufactured in the United States**. The most recent addition to our U.S. capabilities comes from our acquisition of Berk-Tek™, adding American-made copper and fiber optic cable. Today, Leviton Network Solutions U.S. factories span from coast to coast, with facilities in Pennsylvania, North Carolina, Florida, Illinois, and Washington state. While we're a distinctly American company, our solutions can be found in networks **across the globe**. We have the resources

to support you wherever you are, with seamless customer service and well-stocked inventory in every region around the world. And with our UK factory support, we have the capacity for redundant operations and quick-turn assemblies in large quantities across the pond, so product is always available.


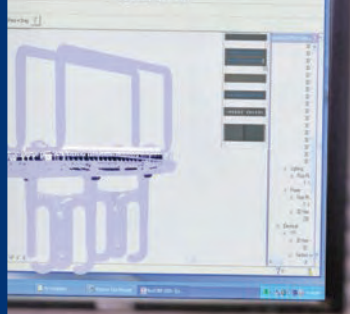
1.25M


square feet
manufacturing
space





3,000+
certified installer companies



Customer support: 

90%
of questions resolved on the first call

Building Stronger Partnerships


As a privately owned company, Leviton is beholden to our customers, not outside stakeholders. We make customer success the core of everything we do by continually improving product quality, performance, and sustainability, while providing the highest level of project support.

Quality and Performance — Every product is rigorously tested by Leviton and third-party labs, replicating real world environments and worst-case scenarios. This ensures that margins meet our high standards and your mission critical networks will last.

Sustainability — Our focus on sustainability comes through in product designs that cut jobsite waste and environmentally friendly packaging. It's also built into our operations, through processes like water reclamation and materials recycling.

Customer Focus — With 20 sales offices worldwide, on-call customer support, data center designers, specification and application engineers, and logistics specialists, help is always nearby.

COPPER SOLUTIONS



SECTION A CONTENTS

COPPER SYSTEMS **A3** Atlas-X1™ / eXtreme™ / GigaMax™
A5 System Selection Chart

JACKS **A8** Atlas-X1
A9 eXtreme & GigaMax
A10 Plugs & Voice Grade

PATCH PANELS & CROSS CONNECT **A11** Introduction
A12 Selection Guide
A13 e2XHD Snap-In Cassette Patching System
A14 Flat QuickPort™
A15 Angled QuickPort & VertiGO™ Zero-U QuickPort
A16 Flat & Angled 110-Style
A17 Voice-Grade Panels & Labeling Solutions
A18 110-Style Wiring Products
A20 66 Blocks & Accessories

PATCH CORDS & PRE-TERMINATED TRUNKS **A21** Introduction
A22 Cat 8 Patch Cords
A23 Cat 6A Patch Cords
A24 Cat 6A Patch Cords
A24 VXC™ Plenum Assembly & VXC Coupler
A25 Cat 6 Patch Cords
A27 Cat 5e Patch Cords
A28 Secure RJ System
A29 Pre-Terminated Trunks

COPPER CABLES **A31** Introduction
A32 Universal Application (UA) Score
A33 Berk-Tek™ Cat 6A Shielded & OSP Cables
A34 Berk-Tek Cat 6A U/UTP Cables
A35 Berk-Tek Cat 6 Shielded Cables
A36 Berk-Tek Enhanced Cat 6 U/UTP Cables
A37 Berk-Tek Cat 6 U/UTP & OSP Cables
A38 Berk-Tek Cat 5e U/UTP & OSP Cables
A39 Additional Cables for Canadian Market

COPPER TOOLS & LABELING **A41** Introduction
A42 Tools
A44 Labeling Solutions

COPPER SYSTEMS

Leviton copper systems combine category-rated performance with high-density, user-friendly designs to deliver the industry's most innovative family of solutions. Whether you are supporting a large enterprise, data center, or small business infrastructure, Leviton has the system to fit your needs. Refer to the system features below and on the following pages for an overview of Leviton's three copper system brands: Atlas-X1, eXtreme, and GigaMax.

System Features:	Category 8 solutions
	High-performance wireless and AV support
	High-density shielded shorter-depth jack for better bend radius
	Advanced features (icons, shutters) for clear network ID and protection
	Unified form factor (Cat 5e to Cat 8) and termination style for easy migration
	Shielded systems for EMI/RFI protection
	Performance exceeds the standard
	Uses Retention Force Technology, protecting connection points and increasing system longevity
	Channel margin guarantees for confidence in performance
	Component-rated products available
	Exceeds PoE standards up to 100 watts
	Third-party tested and verified
	13 color options
	Limited Lifetime Warranty
Plenum rated	



Atlas-X1

Mission Critical

eXtreme

Enterprise

GigaMax

Light Commercial, MDU

Premium category-rated system that delivers the highest level of verified performance and reliability. Supports high-performance wireless, high-definition AV and high-power PoE applications.

Pairs high quality and performance with a user-friendly design to support fast, easy installations.

Delivers proven performance with the reliability you have come to expect from Category 5e applications.

✓
✓
✓
✓
✓
✓
✓
✓
✓
✓
✓
✓
✓
✓
✓
✓
✓
✓
✓
✓
✓

✓
✓
✓
✓
✓
✓
✓
✓
✓
✓
✓
✓
✓
✓
✓

✓
✓
✓
✓
✓
✓
✓
✓
✓

COPPER SYSTEMS | Recommended Systems



APPLICATIONS

MISSION CRITICAL:
Data Centers, Labs, Universities, Hospitals, Industrial, and Financial

JACKS

UTP

Atlas-X1™ UTP Jacks (Page A8)

SHIELDED

Atlas-X1™ Shielded Jacks (Page A8)



ENTERPRISE:
K-12, Office Buildings, and Telecommunications Rooms

UTP













eXtreme™ UTP Jacks (Page A9)



LIGHT COMMERCIAL AND MDU:
Apartment Buildings, Mixed Used Buildings, and Small Businesses

UTP

GigaMax™ UTP Jacks (Page A9)

PANELS	CABLES	PATCH CORDS
 <p>e2XHD (A13) or Any Empty UTP QuickPort™ (Pages A14-A15) Panels</p>	 <p>LANmark™-SST (Page A34), LANmark-2000 (Page A36), or HyperPlus 5e (Page A38)</p>	 <p>6AS10 (Page A23), H6A10 (Page A23), 6D460 (Page A25), 6H460 (Page A26), 6D560 (Page A25), or 5D560 (Page A27)</p>
 <p>e2XHD (A13) or Any Empty Shielded QuickPort (Pages A14-A15) Panels</p>	 <p>LANmark-10G FTP (Page A33) or LANmark-6 FTP (Page A35)</p>	 <p>6AS10 (Page A23) or H6A10 (Page A23)</p>
 <p>110-Style (A16) or Any Empty UTP QuickPort (Pages A14-A15) Panels</p>	 <p>LANmark-10G2 (Page A34), LANmark-1000 (Page A36), or HyperPlus 5e (Page A38)</p>	 <p>6AS10 (Page A23), H6A10 (Page A23), 6D460 (Page A25), 6H460 (Page A26), or 5D460 (Page A27)</p>
 <p>110-Style (A16) or Any Empty UTP QuickPort (Pages A14-A15) Panels</p>	 <p>HyperPlus 5e (Page A38)</p>	 <p>5G460 (Page A27) or 5D460 (Page A27)</p>



For our pre-terminated trunk offering please see pages A29-30.



FEATURED PRODUCTS

Atlas-X1
Component-Rated
UTP & Shielded
Jacks **A8**

Jacks

Leviton copper jacks go through rigorous third-party testing to ensure the highest levels of quality and reliability. Whether supporting mission-critical applications with Atlas-X1™, a large enterprise with eXtreme™, or a small business infrastructure with GigaMax™, Leviton has the connectivity solution for your needs.



ATLAS-X1 COMPONENT-RATED UTP & SHIELDED QUICKPORT™ JACKS

- Innovative wire manager and door-release levers support quick, repeatable terminations
- Unified form factor and termination method, from Cat 5e to Cat 8
- Tool-free design requires no specialized termination tool
- Patented Retention Force Technology (RFT) protects against time damage and maintains contact force between plug and jack, preventing arcing from intermittent disconnects in PoE applications
- Interchangeable icons available (voice, data, AV, and blank), color-coded to match the jack face
- Jack with internal shutter is available to protect ports from dust, debris, and contaminants
- Shielded jacks provide additional EMI/RFI protection, signal isolation, and alien crosstalk (AXT) suppression
- Tested and approved for use in air-handling spaces (plenum rating) in accordance with UL Standard 2043
- PoE optimized tine geometry prevents arcing damage where plug and jack make contact, extending jack life and ensuring maximum performance (see specification sheets for full PoE capabilities)
- Solid metal body dissipates 53% more heat than plastic, minimizing damage from excess heat in PoE applications
- Made in the USA

ATLAS-X1 UTP QUICKPORT™ JACKS

DESCRIPTION	CAT 8	CAT 6A	CAT 6	CAT 5E
Atlas-X1 UTP QuickPort Jack	—	[A] 6AUJK-R*6	61UJK-R*6	5EUJK-R*5
Atlas-X1 UTP QuickPort Jack with Shutter	—	6AUJK-S*6	61UJK-S*6	5EUJK-S*5
Atlas-X1 UTP QuickPort Jack, GreenPack™ 12-pack, with icons	—	6AUJK-C^6	61UJK-C^6	—

ATLAS-X1 SHIELDED QUICKPORT JACKS

Atlas-X1 Shielded QuickPort Jack	[B] 81SJK-R+8	6ASJK-R*6	61SJK-R*6	5ESJK-R*5
Atlas-X1 Shielded QuickPort Jack with Shutter	—	6ASJK-S*6	61SJK-S*6	5ESJK-S*5
Atlas-X1 Shielded QuickPort Jack, GreenPack 12-pack, with icons	—	[C] 6ASJK-C~6	61SJK-C~6	—

+ = Colors: Black (E), Gray (G)

* = Colors: Choose from any of the colors below.

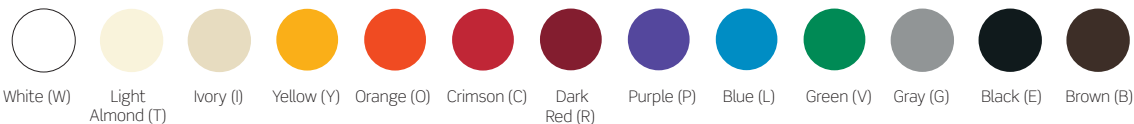
^ = Colors: White (W), Black (E), Blue (L)

~ = Colors: White (W), Black (E), Gray (G)

ATLAS-X1 ACCESSORIES

DESCRIPTION	PART NO.
Atlas-X1 Bulk Icons, pack of 72 (2-sided icons, 24 of each icon)	[D] ICONS-IC*
Atlas-X1 UTP Wire Managers, bag of 10, white	AXUJK-BWM
Atlas-X1 Shielded Wire Managers, bag of 10, gray	[E] AXSJK-BGM
Atlas-X1 Shielded Wire Managers for Cat 8, bag of 10, black	AXSJK-BEM


* = Colors: Choose from any of the colors below.



WATCH: INSTALLATION VIDEOS

[Leviton.com/ns/videos](https://www.leviton.com/ns/videos)
 "How to Terminate Atlas-X1 Connector" or
 "How to Terminate the Atlas-X1 Shielded Connector"

CATEGORY-RATED JACKS | eXtreme™ & GigaMax™



EXTREME UTP QUICKPORT™ JACKS

- Patented Retention Force Technology (RFT) protects against damage from 4- or 6-pin plugs
- Pair Separation Towers facilitate quick, effective termination
- Compatible with Fluke JackRapid™ Punchdown Tool for quick and easy terminations
- Cat 6A jack includes a patented Cone of Silence™ for additional alien crosstalk (AXT) suppression
- Patented large-format, tear-away, dual-layer wiring guide
- Supports Power over Ethernet (PoE) — see specification sheets for full PoE capabilities
- Made in the USA

GIGAMAX UTP QUICKPORT JACKS

- Single T568A or T568B wiring labels simplify terminations
- Narrow jack profile for high-density installations
- Compatible with Fluke JackRapid™ Punchdown Tool for quick and easy terminations
- Durable one-piece frame built for longevity
- Supports Power over Ethernet (PoE) — see specification sheet for full PoE capabilities
- Made in the USA

EXTREME UTP QUICKPORT JACKS

DESCRIPTION	1-PACK	GREENPACK™ 12-PACK	QUICKPACK™ 25-PACK	QUICKPACK 150-PACK WITH JACKRAPID TOOL
[A] eXtreme Cat 6A UTP Channel-Rated QuickPort Jack	6110G-R*6	6110G-C^6	—	—
[B] eXtreme Cat 6 UTP Component-Rated QuickPort Jack	61110-R*6	—	61110-B*6	61110-J*6
[C] eXtreme Cat 5e UTP Component-Rated QuickPort Jack	5G110-R*5	—	5G110-B*5	5G110-J*5

GIGAMAX CAT 5E UTP QUICKPORT JACKS

[D] GigaMax Cat 5e UTP Channel-Rated QuickPort Jack	5G108-R*5	—	5G108-B*5	5G108-J*5
---	-----------	---	-----------	-----------

* = Colors: Choose from any of the colors below. ^ = Colors: White (W), Black (E), Blue (L) All Leviton Category-Rated Jacks are RoHS Compliant.



SPOTLIGHT GreenPack™



Leviton Atlas-X1™ Cat 6 and Cat 6A, and eXtreme Cat 6A jacks are now available in GreenPack bulk packaging. The convenient packages of 12 jacks, available in shielded and UTP, provide contractors with an efficient option for large-scale projects and installations, with fewer individual parts to manage and less jobsite waste. Each bulk pack features:

- Easy to open, reusable packaging
- Protection for all included components
- Choice of three jack colors for better network planning

Atlas-X1 and eXtreme jacks are compatible with all Leviton QuickPort products.



CAT 6A & CAT 6 PLUGS

- Cat 6A Universal Tool-Free plug offers easy field termination without special tools and terminates from 26- to 22-gauge solid or stranded conductors, supporting shielded and UTP applications
- Cat 6 plug provides quick UTP wire terminations, with clear housing for wire sequence verification and cable feedthrough plug opening for crimp precision

CAT 5 & USOC UTP QUICKPORT™ JACKS

- Fit into all QuickPort wallplates and housings
- Full support of voice and low-speed data applications
- Cat 5 and 8P8C USOC accept RJ-45 plugs; 6P6C USOC accepts RJ-11 plugs

QUICKPORT JACK ADAPTER BEZELS

- Allow QuickPort jacks to be installed into third-party wallplates and surface-mount boxes
- Bezel color will be visible after installation
- Packaged individually and sold separately from jacks
- CommScope bezels fit SYSTIMAX® or Uniprise® wallplates and surface-mount boxes

CAT 6A & CAT 6 PLUGS

DESCRIPTION	PART NO.
[A] Cat 6A Universal Tool-Free Plug	6APLG-S6A
[B] Cat 6 EZ-RJ45™ Plug [^]	47613-EZ6

CAT 5/USOC UTP QUICKPORT JACKS

[C] Cat 5 Jack	41108-R*5
USOC Jack, 8P8C	41108-R+8
USOC Jack, 6P6C	41106-R*6

QUICKPORT JACK ADAPTER BEZELS

[D] CommScope Jack Adapter Bezel (jack not included)	AB100-00 ⁺
[E] Clipsal® Jack Adapter Bezel (jack not included)	AB200-00 [*]
[F] LexCom Jack Adapter Bezel (jack not included)	AB300-00 ⁺

[^] = See Copper Tools Page A42 for EZ-RJ45 crimp tool

^{*} = Colors: Choose from any of the colors below.

⁺ = Colors: White (W), Light Almond (T), Ivory (I), Crimson (C), Dark Red (R), Blue (L), Green (V), Gray (G), Black (E), Brown (B)

^x = Colors: White (W), Light Almond (T), Ivory (I), Gray (G), Black (E), Brown (B)

⁺ = Colors: Choose from white or black.

All Leviton Category-Rated and USOC Jacks are RoHS compliant.





FEATURED PRODUCTS

1RU 48-Port QuickPort™ High-Density Flat & Angled Panels **A14, A15**

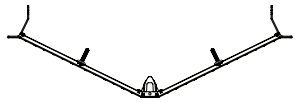
e2XHD Snap-In Cassette Patching System **A13**

Patch Panels & Cross Connect

Choose Leviton for all your patch panel needs. Our e2XHD high-density panels make patching easier than ever, using snap-in copper and fiber cassettes. Additional UTP and shielded panels, the patented Zero-U Vertigo™, high-density panels, and options with magnifying lens label holders round out an incredibly large selection of patch panels.



Flat 48-Port



Angled 48-Port

e2XHD Snap-In Cassette Patch Panels ▶ A13

These high-density panels are designed for data center applications where fast, single-click deployment and simple maintenance are important. They accept UTP and shielded copper as well as fiber e2XHD snap-in cassettes in the same panel.

Available Styles: Flat | Angled



Flat 24-Port

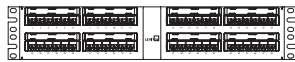


High-Density 48-Port

Flat Patch Panels ▶ A14, A16

Traditional, flat profile works well in almost any application. Most flat panels include rear cable management bars.

Available Styles: 110-Style | QuickPort UTP | QuickPort Shielded



Angled 48-Port

Angled Patch Panels ▶ A15, A16

Recommended for use in racks to optimize patch cord management and rack space utilization.

Available Styles: 110-Style | QuickPort UTP | QuickPort Shielded

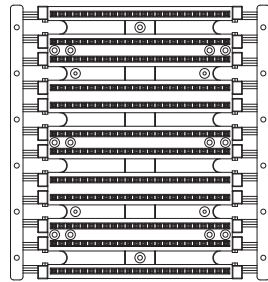


VertiGO™ Zero-U

Zero-U Patch Panels ▶ A15

VertiGO panels are recommended for use in data center cabinets, or for any application that needs connectivity outside of the traditional 19-inch rack space. Vertical channel models provide cable routing and protection.

Available Styles: QuickPort



Cross-Connect 110-Style Wiring Block

Cross-Connect ▶ A18

Dependable, flexible, and cost-effective, Leviton 110-style and 66-block cross-connect products are ideal for telecommunications rooms and distribution frames. 110-style wiring blocks are available in Cat 6A, 6, and 5e, and can be mounted to the wall or plywood backboard. Rack-mount solutions are also available.

Available Styles: Cat 6A | Cat 6 | Cat 5e

SPOTLIGHT

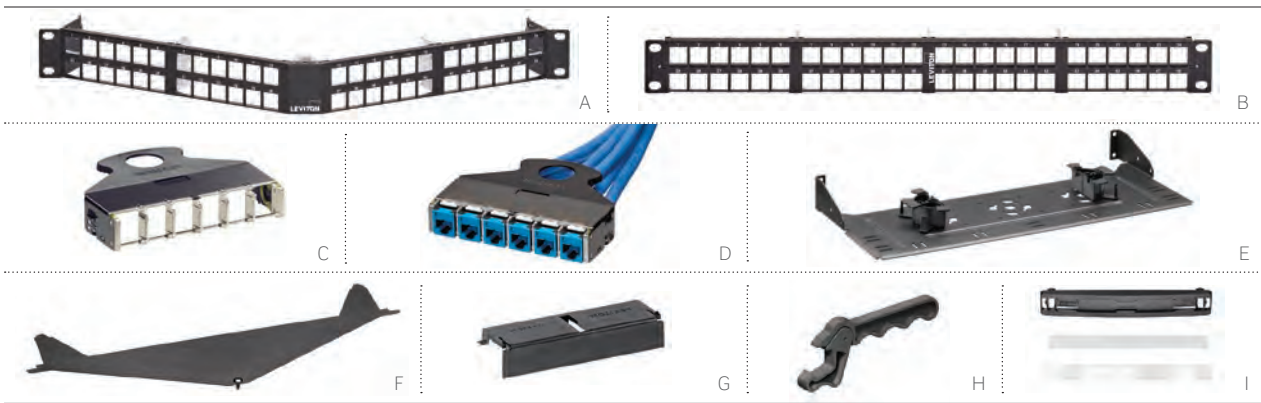
Mini Enclosures for Non-Traditional Network Areas



The Opt-X SDX Mini Wall-Mount Enclosure provides simple deployment and flexible mounting options for remote network hubs, non-traditional network areas, and other areas with extreme space constraints. It accepts six copper ports by using a QuickPort adapter plate (5F100), or up to 24 LC fibers or 12 SC fibers using an SDX cassette or adapter plate.

Learn more on page B22.





The e2XHD Snap-In Cassette Patching System includes 1RU panels, copper and fiber snap-in cassettes, and accessories for additional cable protection and management. The e2XHD cassettes quickly snap in and pull out of the high-density panels, making installation, moves, adds, and changes easier than ever.

- Panels allow a mix-and-match of Leviton UTP, shielded, or fiber snap-in cassettes
- Cassettes are available empty or on pre-terminated trunks (see Leviton.com/configurator)
- Copper jacks easily snap into cassette after termination
- System accessories include rear cable managers, blank cassette inserts for unused cassette openings, and a cover for the angled panel, minimizing dust or debris

E2XHD UTP & SHIELDED SNAP-IN CASSETTE PATCHING SYSTEM

DESCRIPTION	PART NO.
[A] 1RU 48-Port e2XHD Angled High-Density Panel, supports UTP, shielded, and fiber media, black	E2X1A-S48
[B] 1RU 48-Port e2XHD Flat High-Density Panel, supports UTP, shielded, and fiber media, black	E2X1F-S48
[C] 6-port e2XHD Cassette, empty*	E2XHD-BRK
[D] e2XHD Copper Cassette, terminated to trunk cable	Configure online at Leviton.com/e2XHD
e2XHD Rear Cable Manager for Angled Panel, with fiber storage rings (four quarter-round rings)	E2XHD-CMB
[E] e2XHD Rear Cable Manager for Flat Panel, with fiber storage rings (four quarter-round rings)	E2X1F-CMB
[F] e2XHD Angled Panel Cover, black	E2XHD-COV
[G] e2XHD Cassette Blank, black	E2XHD-BLK
[H] QuickPort™ Jack Removal Tool	E2XHD-JRT
[I] e2XHD Label Kit (4 pack)*	E2XHD-LBL

* = QuickPort Jacks sold separately (see pages A8-A10).
 += Label kit occupies one row of panel.



e2XHD Snap-In Cassette Patching System for fiber applications on pages B29-B32.


SPOTLIGHT Leviton eXtreme™ Cat 6 High-Flex Patch Cords



Leviton eXtreme Cat 6 High-Flex Patch Cords reduce patch cord density in a 24-port patch panel by 38% when compared to typical Cat 6 patch cords. These versatile cables support high-speed data applications, are Power over Ethernet compatible, and are tested and verified to meet ANSI/TIA-568.2-D and ISO/IEC 11801-1 component requirements.

The snagless plug design with integrated strain-relief boot, narrow 0.60 bend radius, and dual-rated cable jacket (CM/LSZH) offer flexible patching and superior performance for high-density switches, routers, and other electronics.

Learn more on page A26.



FLAT UTP QUICKPORT PATCH PANELS

- Standard-density 24- and 48-port panels are available with optional patented magnifying lens label holder
- Silk-screened port numbers on panel front
- High-density 1RU 48-port maximizes rack space and reduce costs in high-density applications
- Rear Cable Management Bar (49005-CMB) included will all flat panels unless otherwise noted

See Section F for Cable Management Solutions and Accessories.

ATLAS-X1™ FLAT SHIELDED QUICKPORT PATCH PANELS

- Shielding protects against electromagnetic interference (EMI) and radio frequency interference (RFI), and provides excellent alien crosstalk (AXT) suppression
- Includes appropriate grounding hardware
- High-density 1RU 48-port option maximizes rack space and reduces costs in high-density applications
- Rear Cable Management Bar (49005-CMB) included will all flat panels unless otherwise noted

FLAT QUICKPORT PATCH PANELS, PATCH BLOCKS & ACCESSORIES


DESCRIPTION	CAT 6A	CAT 6	CAT 5E	EMPTY
1RU 24-Port Flat QuickPort Patch Panel, black	[A] 6910G-U24	69270-U24	5G270-U24	49255-H24
1RU 24-Port Flat QuickPort Patch Panel, black, without cable management bar	—	—	—	49355-H24*
1RU 24-Port Flat QuickPort Patch Panel, white, without cable management bar	—	—	—	49255-W24*
1RU 24-Port Flat QuickPort Patch Panel, black, magnifying lens label holder	—	—	—	[B] 49255-L24
1RU 48-Port Flat High-Density QuickPort Patch Panel, black, without cable management bar	—	—	—	[C] 49255-Q48*
2RU 48-Port Flat QuickPort Patch Panel, black	6910G-U48	69270-U48	5G270-U48	49255-H48
2RU 48-Port Flat QuickPort Patch Panel, white, without cable management bar	—	—	—	[D] 49255-W48*
2RU 48-Port Flat QuickPort Patch Panel, black, magnifying lens label holder	—	—	—	[E] 49255-L48
2RU 48-Port Flat QuickPort Patch Panel, black, without cable management bar	—	—	—	49355-H48*
2RU 48-Port Flat QuickPort Patch Panel, black, vertical numbering	—	—	—	49255-48N
12-Port QuickPort Patch Block, black, mounting bracket (item H below) sold separately, 10" H x 2.375" W	—	—	—	[G] 49255-Q89
12-Port QuickPort Patch Block, extra deep, black, mounting bracket included, 10" H x 2.375" W	—	—	—	47689-0QP
QuickPort Patch Block 89D Mounting Bracket (mounts to item G)	—	—	—	[H] 40089-00D

ATLAS-X1 FLAT SHIELDED PATCH PANELS

DESCRIPTION	1RU 24-PORT	1RU 48-PORT	2RU 48-PORT
Flat Shielded QuickPort Patch Panel, black	4S255-S24		4S255-S48
Flat Shielded QuickPort Patch Panel, black, without cable management bar		[F] 4S255-D48*	
Flat Shielded QuickPort Patch Panel, white	4S255-WS4*	4S255-W48*	4S255-WS8*

* = Cable management bar sold separately. Cat 6A/6/5e patch panels are kitted with black 6110G, 61110, or 5G110 jacks. QuickPort Jacks are available on pages A14-A15.

PATCH PANELS | Angled QuickPort™ & VertiGO™ Zero-U QuickPort > UTP & Shielded



ANGLED UTP QUICKPORT PATCH PANELS

- Angled design conserves rack space by routing patch cords directly into vertical cable management
- Angled design facilitates proper bend radius and simplifies termination
- Include white or black write-on blocks
- Select panels include patented magnifying lens label holders for easy reading

See Section F for Cable Management Solutions and Accessories.

ATLAS-X1™ ANGLED SHIELDED QUICKPORT PATCH PANELS

- Shielding protects against electromagnetic interference (EMI) and radio frequency interference (RFI), and provides excellent alien crosstalk (AXT) suppression
- Include appropriate grounding hardware

VERTIGO ZERO-U PATCH PANEL

- Zero-U panel can be mounted to a ladder tray, wire basket, under a raised floor, or onto modular furniture
- QuickPort-style openings for copper and fiber installations
- Low-profile design fully covers connections
- Improves cabinet center airflow by routing rear cable along outer edges
- Hinged doors provide easy access to termination field
- Patented magnifying lens label holders facilitate easy reading


ANGLED QUICKPORT PATCH PANELS			
DESCRIPTION	1RU 24-PORT	1RU 48-PORT	2RU 48-PORT
Angled QuickPort Patch Panel, black	49256-H24	[A] 49256-D48	49256-H48
Angled QuickPort Patch Panel, white	49256-W24	—	49256-W8L
Angled QuickPort Patch Panel, magnifying lens holder, black	49256-L24	—	49256-L48
Angled QuickPort Patch Panel, magnifying lens holder, white	49256-W4M	—	49256-W8M
ATLAS-X1 ANGLED SHIELDED PATCH PANELS			
Angled Shielded QuickPort Patch Panel, black	[B] 4S256-S24	—	4S256-S48
Angled Shielded QuickPort Patch Panel, white	4S256-WS4	—	4S256-WS8
VERTIGO ZERO-U PATCH PANELS			
DESCRIPTION	PART NO.		
[C] 12-Port UTP QuickPort VertiGO Panel, panel only, empty	49280-QP0		

QuickPort Jacks are available on pages A8-A10, B68, and G16-G17.

SPOTLIGHT Magnifying Lens Label Holder



Available with a wide selection of Leviton patch panels. Leviton patented magnifying lens label holders ensure visibility of port labels for easy identification of individual port designations.



FLAT UTP 110-STYLE PATCH PANELS

- 1RU 12- or 24-port, 2RU 48-port, and 4RU 96-port configurations
- 6-port RJ-45 modules on front, and 110-style punchdowns on rear
- Includes color codes for T568A and T568B wiring schemes
- Cat 5e and Cat 6 include 25-pair wiring schemes
- Silk-screened port numbers and paper label holders included
- Select panels include patented magnifying lens label holders for easy reading
- Patented Retention Force Technology (RFT) protects against tine damage from 4- or 6-pin plugs, saves on costly repairs, and increases system longevity (select panels only)
- Rear Cable Management Bar (49005-CMB) is included unless otherwise noted

See Section F for Cable Management Solutions and Accessories.

ANGLED UTP 110-STYLE PATCH PANELS

- Angled design conserves rack space by routing patch cords directly into vertical cable management
- Angled design facilitates proper bend radius and simplifies termination
- Includes a snap-in plastic label holder and card stock labels
- Select panels include patented magnifying lens label holders for easy reading
- Rear Cable Management Bar (49005-CMB) is included unless otherwise noted

FLAT 110-STYLE PATCH PANELS & PATCH BLOCK

DESCRIPTION	CAT 6A	CAT 6	CAT 5E
1RU 12-Port Flat 110-Style Patch Panel, black	—	69586-U12	5G596-U12
1RU 24-Port Flat 110-Style Patch Panel, black	—	[B] 69586-U24	5G596-U24
1RU 24-Port Flat 110-Style Patch Panel, white	—	69586-W24*	—
1RU 24-Port Flat 110-Style Patch Panel, magnifying lens label holder, black	[A] 6A586-U24	69586-L24	5G596-L24
2RU 48-Port Flat 110-Style Patch Panel, black	—	[C] 69586-U48	5G596-U48
2RU 48-Port Flat 110-Style Patch Panel, white	—	69586-W48*	—
2RU 48-Port Flat 110-Style Patch Panel, magnifying lens label holder, black	6A586-U48	69586-L48	5G596-L48
2RU 48-Port Flat 110-Style Patch Panel, central labeling, black	—	69586-C48	5G596-C48
4RU 96-Port Flat 110-Style Patch Panel, black	—	69586-U96	5G596-U96
12-Port 110-Style Patch Block, 89D bracket, black	—	[E] 69586-U89	5G596-U89


ANGLED 110-STYLE PATCH PANELS*

1RU 24-Port Angled 110-Style Patch Panel, black	—	69587-U24	5G597-U24
1RU 24-Port Angled 110-Style Patch Panel, magnifying lens holder, black	6A587-U24	69587-L24	5G597-L24
2RU 48-Port Angled 110-Style Patch Panel, black	—	[D] 69587-U48	5G597-U48
2RU 48-Port Angled 110-Style Patch Panel, magnifying lens holder, black	6A587-U48	69587-L48	5G597-L48

* = Cable management bar sold separately.

SPOTLIGHT

Cable Management Clip from Leviton



Manage up to 24 individual cables with the easy-to-install Cable Management Clip. The user-focused design is engineered to speed deployment, quickly snapping onto Leviton cable management bars without any tools to streamline installation and maintenance.

The cable management clip is compatible with flat QuickPort™ and 110-style panels, with no cable ties or wraps required. The result is easier, neater, more efficient network management, with improved density for larger diameter cables and discrete cable retention at the rear of the patch panels.

See page F6 for more information.

PATCH PANELS | Voice-Grade Panels & Labeling Solutions



A-C



D



E

VOICE-GRADE PATCH PANELS

- 110-style or female 25-pair configurations
- Unique label delineates 1-, 2-, 4-, or 25-pair termination options
- 25th pair (violet/slate) is not used in 25-pair style panels
- 8P8C panel supports 10/100BASE-T applications
- Features 25-pair female Amphenol® RJ-21X jacks

RJ-21X JACKS PER PATCH PANEL

VOICE-GRADE PANELS

PART NO.	24-PORT	48-PORT
49012	1	2
49014	2	4
49018	4	8

PATCH PANEL LABELING SOLUTIONS

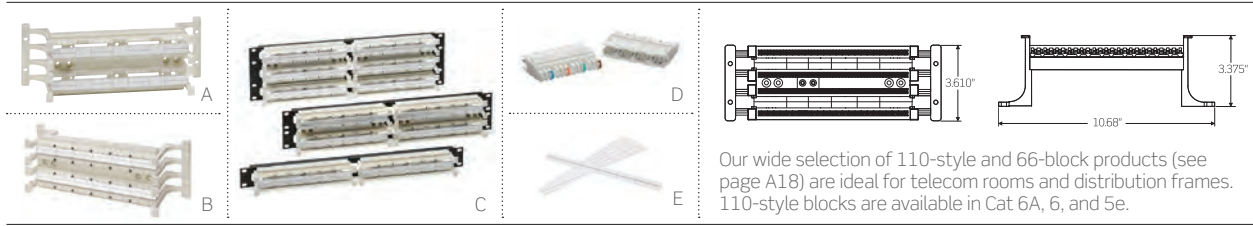
- Universal/110-style labeling kits for 12-, 24-, 48-, and 96-port panels
- QuickPort™ kits available for 24- and 48-port panels
- Label holders include adhesive backing

VOICE-GRADE PATCH PANELS

DESCRIPTION	1RU 24-PORT	2RU 48-PORT
8P4C Patch Panel, 110 termination, 2 wire-pairs per port	[A] 49013-P24	[D] 49013-P48
8P4C Patch Panel, two 25-pair jacks per 24 ports, 2 wire-pairs per port	49014-J24	[B] 49014-J48
8P2C Patch Panel, one 25-pair jack per 24 ports, 1 wire-pair per port	49012-J24	49012-J48
8P8C Patch Panel, one 25-pair jack per 6 ports (supports 10/100BASE-T), 4 wire-pairs per port	[C] 49018-J24	49018-J48

PATCH PANEL LABELING SOLUTIONS

DESCRIPTION	PART NO.
[E] Adhesive Holder and Label Kit for QuickPort™ Patch Panels (supports 24 ports)	49257-QHD
Adhesive Holder and Label Kit for 110-Style Patch Panels (supports 24 ports)	49257-I24
Designation Kit Replacement for 110-Style Patch Panels (supports 24 ports)	69585-IDL



CAT 6A 110-STYLE WIRING BLOCKS

- Supports high-frequency data signals up to 500 MHz
- Can be used as a consolidation point (CP) in a TIA-defined 90-meter permanent link
- Designed to mitigate alien crosstalk (AXT)
- Independently tested and verified by Intertek (ETL) to meet all TIA component, permanent link, and channel requirements
- Available in 64-pair wall-mount block

CAT 6 110-STYLE WIRING PRODUCTS

- Supports voice, data, and security applications
- Wall-mount and rack-mount wiring block kits available in 96-, 192-, and 288-pairs
- 110-style patch cords in 110-110 and 110-T568A/B configurations
- Connector clips withstand 200 re-terminations

CAT 5E 110-STYLE WIRING PRODUCTS

- Wall-mount bases available in 50- and 100-pair with or without legs
- 300-pair bases include stand-off legs, labels, and label holders
- Kits include bases, connecting blocks, labels, and holders
- Rack-mount units are for 100-, 200-, and 300-pair densities
- Patch cords in 110-110 and 110-T568A/B configurations
- 110-style wiring cable management available

WATCH: INSTALLATION VIDEOS



Leviton.com/ns/videos
 "How to Terminate 110-Style Cross-Connect"

CAT 6A 110-STYLE WALL-MOUNT WIRING BLOCK KITS

DESCRIPTION	PART NO.
[A] Cat 6A 110-Style Wiring Block, wall mount, with legs and C-4 clips ^	41D6A-1F4

CAT 6 110-STYLE WIRING BLOCK KITS (WITH C-4 CLIPS) & ACCESSORIES

[B] Cat 6 110-Style Wiring Block, wall mount, with legs ^	41AB6-xF4
[C] Cat 6 110-Style Wiring Block, rack mount	41DR6-#F4
[D] Cat 6 C-4 Clips (bag of 10)	69104-IDC
[E] Cat 6 Label Kit, 6/kit	41LBL-60W

CAT 5E 110-STYLE WIRING BLOCK KITS

Cat 5e 110-Style Wall-Mount Wiring Block Kit, wall mount, with legs, 100 pair, C-4 clips ^	41AB2-1F4
Cat 5e 110-Style Wall-Mount Wiring Block Kit, wall mount, with legs, 100 pair, C-5 clips ^	41AB2-1F5
Cat 5e 110-Style Wall-Mount Wiring Block Kit, wall mount, without legs, 100 pair, C-5 clips	41NB2-1F5
Cat 5e 110-Style Rack-Mount Wiring Block Kit, rack mount, 100 pair, 1RU	41DBR-1F*
Cat 5e 110-Style Rack-Mount Wiring Block Kit, rack mount, 200 pair, 2RU	41DBR-2F*
Cat 5e 110-Style Rack-Mount Wiring Block Kit, rack mount, 300 pair, 3RU	41DBR-3F*

CAT 5E 110-STYLE WIRING BLOCKS

Cat 5e 110-Style Wiring Block, Wall Mount w/legs, 300-Pair	41AW2-300
Cat 5e 110-Style Wall-Mount Wiring Block, without legs, 50 pair	41DW1-050
89D Bracket Compatible Wiring Base Unit**, 50 pair	41DW1-589
Cat 5e 110-Style Rack-Mount Wiring Block	41DR2-300


^ = Cat 6A/6 110-Style wiring block stand-off legs are non-removable. Legs not sold separately for Cat 6A/6 wiring blocks.

= 96 Pair (1), 192 Pair (2), 288 Pair (3)

** = 89D Brackets, 40089-00D, sold separately. See page A20.

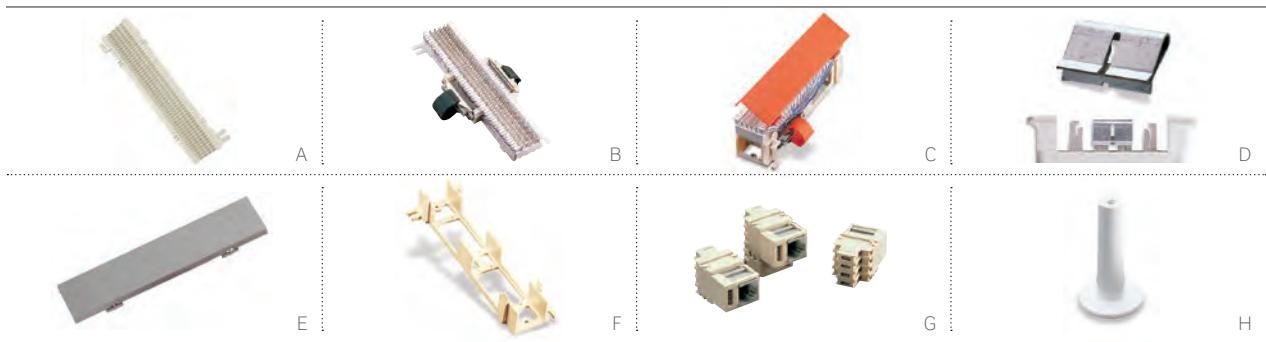
x = 96 Pair (1), 288 Pair (3)

* = C-4 Clips (4), C-5 Clips (5)



RACK-MOUNT MANAGER		
DESCRIPTION	PART NO.	
Rack-Mount Horizontal Cord Manager	[A] 41D1R-HCM	
CAT 5E 110-STYLE CONNECTOR CLIPS		
DESCRIPTION	C-4 CLIPS	C-5 CLIPS
Cat 5e 110-Style Connector Clips (bag of 10)	[B] 49104-IDC	[C] 49105-IDC
Cat 5e 110-Style Connector Clips (bag of 50)	49104-I50	—
CAT 5E 110-STYLE WIRING BLOCK ACCESSORIES		
DESCRIPTION	PART NO.	
110-Style Horizontal Cord Manager without legs	[D] 41D10-HCM	
110-Style Horizontal Cord Manager with legs*	[E] 41A10-HCM	
110-STYLE LABELING SOLUTIONS		
Cat 5e Label Kit, 6/kit	[F] 41LBL-00W	
VERTICAL CORD MANAGERS AND 110-STYLE WALL-MOUNT WIRING PRODUCTS		
300-pair Vertical Cord Manager Basic Unit, includes bottom cable tray	[G] 41880-300	

* = Cat 6A/6 110-Style wiring block stand-off legs are non-removable.



66 CONNECTING BLOCKS

- Install individually or in pairs in cross-connect system
- High-impact fire-retardant UL 94V-0 plastic
- Phosphor bronze quick-connect insulation displacement 66-clips
- 25-pair and split 50-pair styles
- Accessories include covers, brackets, wire distribution spools, adapters, and bridging clips

Visit Leviton.com/ns/support for detailed termination diagrams.

66 CONNECTING BLOCKS

DESCRIPTION	PART NO.
[A] Split M-Block, 50-pair [66M1-50]* 10" H x 3 5/16" W x 1 3/16" D	40066-M50
[B] M-Block, female and male connectors [66M1-50W2]* 10" H x 3 5/16" W x 1 3/16" D	40066-MW2
[C] Connectorized Demarc Block [66M1-50R]* 10" H x 3 13/32" W x 2 3/4" D, female Amphenol®	40066-0MR

BRIDGING CLIPS

[D] Bridging Clips (SA-1) (50 per package)	40067-0BC
---	-----------

HINGED COVERS & SNAP-ON COVERS

Snap-on Cover for M-Blocks, [66MC-4]* 9 15/16" H x 2 15/16" W x 5/16" D	40050-MCV
[E] Hinged Cover for M-Blocks, gray [66MC4LH-G]* 10" H x 2 7/16" W x 3/4" D	40050-MHG

BRACKET FOR M-BLOCKS & CONNECTOR MOUNTING

[F] M-Block Bracket for Connector Mounting, [89-D/QuickPort™ blocks]* 10" H x 3 13/32" W x 1 1/2" D	40089-00D
--	-----------


[G] MODULAR ADAPTERS

4-Position Modular Adapter [Tap-4]*, converts four contacts into 6P4C modular connector	40072-0T4
6-Position Modular Adapter [Tap-6]*, converts six contacts into 6P6C modular connector	40072-0T6

WIRE DISTRIBUTION SPOOLS

[H] Wire Distribution Spool [20-A]* 1 3/4" Dia. x 3" H	40054-0DS
---	-----------

* = Numbers in brackets refer to industry product designation.




FEATURED PRODUCTS

Cat 6A High-Flex Patch Cords **A23**

e2XHD Trunks **A30**

Patch Cords & Pre-Terminated Trunks

Leviton copper patch cords and pre-terminated trunks are designed to ensure the highest levels of performance, reliability, and longevity whether supporting mission-critical, large enterprise, or small business applications. And Leviton makes it easy to configure custom solutions. With factory testing and no need for field terminations, you can reduce installation time by up to 75 percent.



ATLAS-X1™ CAT 8 PATCH CORDS

- Outside diameter of 6.2 mm ensures ease of management
- Dual listed CMR and LSHF/LSZH materials as standard
- Part of a complete Atlas-X1 Cat 8 shielded system for 25/40GBASE-T networks
- Provides excellent alien crosstalk suppression and EMI/RFI protection

For Cat 8 jacks, see page A8.

WATCH: ATLAS-X1 CAT 8 VIDEO



Leviton.com/ns/videos
"Atlas-X1 Cat 8 System"

ATLAS-X1 CAT 8 SHIELDED PATCH CORDS, CMR AND LSHF/LSZH

DESCRIPTION	PART NO.
0.5-Meter Patch Cord, gray	81Z10-SD5
1-Meter Patch Cord, gray	81Z10-S01
2-Meter Patch Cord, gray	81Z10-S02
3-Meter Patch Cord, gray	81Z10-S03
4-Meter Patch Cord, gray	81Z10-S04
5-Meter Patch Cord, gray	81Z10-S05

All Leviton Cat 8 patch cords are RoHS Compliant.
Patch cord jacket color below:



Gray

SPOTLIGHT

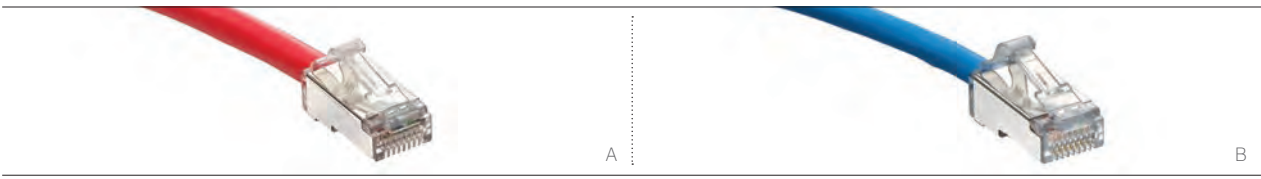
Cat 6A High-Flex Patch Cords Improve Density, Bend Radius and Manageability



Small-diameter 28 AWG patch cords offer big advantages in data center and enterprise networks. Leviton's new Cat 6A High-Flex Patch Cords help data center technicians with installation and maintenance in high-density patching environments. They also give network managers additional flexibility and improved bend radius at wireless access points and remote smart building devices, while supporting higher data rates up to 10 Gb/s. The short plug and high-flex boot reduce the amount of space required in applications with limited depth behind WAPs, back boxes and furniture plates.

Learn more at Leviton.com/6Ahighflex

PATCH CORDS | Cat 6A



CAT 6A PATCH CORDS

- Short boot design (24 mm) reduces installed bend radius for limited depth applications
- Patch cord bend radius is 0.96 inches
- Provide exceptional alien crosstalk (AXT) suppression and EMI/RFI protection in Cat 6A channels
- Cat 6A cord can be used for UTP or shielded installations
- Ergonomic release tab allows for quick and easy connections and disconnects
- Tested and verified to meet ANSI/TIA-568.2-D and ISO/IEC 11801-1 component requirements
- Supports Power over Ethernet (PoE) — see specification sheet at Leviton.com/ns/specsheets for full PoE capabilities

CAT 6A HIGH-FLEX PATCH CORDS

- Outside diameter of 0.185"
- Bend radius is a narrow 0.74 inches, versus 1.0 inch for typical Cat 6A patch cords
- Short boot design (24 mm) reduces installed bend radius for limited depth applications
- Accommodate use in ultra high-density switches, routers, and other electronics
- Same cord for UTP or shielded installations
- Tested and verified to meet ANSI/TIA-568.2-D and ISO/IEC 11801-1 component requirements
- Supports Power over Ethernet (PoE) - see specification sheet at Leviton.com/ns/specsheets for full PoE capabilities

[A] CAT 6A PATCH CORDS

DESCRIPTION	WHITE	YELLOW	RED	BLUE	GREEN	GRAY	BLACK
3-Foot Patch Cord	6AS10-03W	6AS10-03Y	6AS10-03R	6AS10-03L	6AS10-03G	6AS10-03S	6AS10-03E
5-Foot Patch Cord	6AS10-05W	6AS10-05Y	6AS10-05R	6AS10-05L	6AS10-05G	6AS10-05S	6AS10-05E
7-Foot Patch Cord	6AS10-07W	6AS10-07Y	6AS10-07R	6AS10-07L	6AS10-07G	6AS10-07S	6AS10-07E
10-Foot Patch Cord	6AS10-10W	6AS10-10Y	6AS10-10R	6AS10-10L	6AS10-10G	6AS10-10S	6AS10-10E
15-Foot Patch Cord	6AS10-15W	6AS10-15Y	6AS10-15R	6AS10-15L	6AS10-15G	6AS10-15S	6AS10-15E
20-Foot Patch Cord	6AS10-20W	6AS10-20Y	6AS10-20R	6AS10-20L	6AS10-20G	6AS10-20S	6AS10-20E

[B] CAT 6A HIGH-FLEX PATCH CORDS

1-Foot Patch Cord	H6A10-01W	H6A10-01Y	H6A10-01R	H6A10-01L	H6A10-01G	H6A10-01S	H6A10-01E
3-Foot Patch Cord	H6A10-03W	H6A10-03Y	H6A10-03R	H6A10-03L	H6A10-03G	H6A10-03S	H6A10-03E
5-Foot Patch Cord	H6A10-05W	H6A10-05Y	H6A10-05R	H6A10-05L	H6A10-05G	H6A10-05S	H6A10-05E
7-Foot Patch Cord	H6A10-07W	H6A10-07Y	H6A10-07R	H6A10-07L	H6A10-07G	H6A10-07S	H6A10-07E
10-Foot Patch Cord	H6A10-10W	H6A10-10Y	H6A10-10R	H6A10-10L	H6A10-10G	H6A10-10S	H6A10-10E
15-Foot Patch Cord	H6A10-15W	H6A10-15Y	H6A10-15R	H6A10-15L	H6A10-15G	H6A10-15S	H6A10-15E
20-Foot Patch Cord	H6A10-20W	H6A10-20Y	H6A10-20R	H6A10-20L	H6A10-20G	H6A10-20S	H6A10-20E

All Leviton Cat 6A patch cords are RoHS Compliant.



Additional custom lengths available; for assistance please visit Leviton.com/mtocords or call Tech Support at (800) 824 3005



PATCH CORDS | Cat 6A, VXC Plenum Assembly & VXC Coupler



CAT 6A PLENUM PATCH CORDS

- Outside diameter of 0.223" is easier to manage
- Short boot design (24 mm) reduces installed bend radius for limited depth applications
- NFPA-70 Plenum rated
- 26 AWG stranded conductors for extended flex life
- Snagless plug design prevents tab breakage
- Same cord for UTP or shielded installations
- Tested and verified to meet ANSI/TIA-568.2-D component requirements
- Supports Power over Ethernet (PoE) - see specification sheet at Leviton.com/ns/specsheets for full PoE capabilities

VXC™ PLENUM ASSEMBLY & VXC COUPLER

- Universal (UTP/shielded) solution for terminating cables at WAPs and smart building devices
- Plenum-rated assembly includes plug, stranded patch cable, and VXC Coupler (also sold separately)
- Coupler creates durable connection without need for punchdown or other proprietary tools
- Supports Power over Ethernet (PoE) — see specification sheet at Leviton.com/ns/specsheets for full PoE capabilities

[A] CAT 6A PLENUM PATCH CORDS

DESCRIPTION	WHITE	BLUE	GRAY
3-Foot Patch Cord	6ASP0-03W	6ASP0-03L	6ASP0-03S
5-Foot Patch Cord	6ASP0-05W	6ASP0-05L	6ASP0-05S
7-Foot Patch Cord	6ASP0-07W	6ASP0-07L	6ASP0-07S
10-Foot Patch Cord	6ASP0-10W	6ASP0-10L	6ASP0-10S
15-Foot Patch Cord	6ASP0-15W	6ASP0-15L	6ASP0-15S
20-Foot Patch Cord	6ASP0-20W	6ASP0-20L	6ASP0-20S

[B] VXC PLENUM ASSEMBLY

DESCRIPTION	WHITE	BLUE	GRAY
VXC Plenum Assembly, VXC Coupler with 18" plenum patch cable connected	SBCPI-18W	SBCPI-18L	SBCPI-18S

[C] VXC COUPLER

DESCRIPTION	PART NO.
VXC Coupler	SBCPI-00S

All Leviton Cat 6A patch cords are RoHS Compliant.



Additional custom lengths available; for assistance please visit Leviton.com/mtocords or call Tech Support at (800) 824 3005

Make to order

PATCH CORDS | Cat 6



CAT 6 UTP PATCH CORDS

- Narrow-profile boot reduces congestion in high-density applications
- Strain-relief boot ensures long-term network performance
- Snagless boot design prevents tab breakage
- Ergonomic release tab allows for quick and easy connections and disconnects
- Tested and verified to meet ANSI/TIA-568.2-D component requirements
- Supports Power over Ethernet (PoE) — see specification sheet Leviton.com/ns/specsheets for full PoE capabilities

CAT 6 STANDARD UTP PATCH CORDS

- Matching color cords and boots
- Strain-relief boot ensures long-term network performance
- Standard cords are tested and verified to meet ANSI/TIA-568.2-D channel requirements
- Supports Power over Ethernet (PoE) — see specification sheet Leviton.com/ns/specsheets for full PoE capabilities

CAT 6 UTP COMPONENT-RATED PATCH CORD, CM (PVC) (COUNTRY OF ORIGIN: USA)

DESCRIPTION	PART NO.
Cat 6 UTP Component-Rated Patch Cord, CM (PVC) (country of origin: USA)	6D560-xx*

[A] CAT 6 PATCH CORD, CM (PVC)

DESCRIPTION	WHITE	YELLOW	RED	BLUE	GREEN	GRAY	BLACK
1-Foot Patch Cord	6D460-01W	6D460-01Y	6D460-01R	6D460-01L	6D460-01G	6D460-01S	6D460-01E
3-Foot Patch Cord	6D460-03W	6D460-03Y	6D460-03R	6D460-03L	6D460-03G	6D460-03S	6D460-03E
5-Foot Patch Cord	6D460-05W	6D460-05Y	6D460-05R	6D460-05L	6D460-05G	6D460-05S	6D460-05E
7-Foot Patch Cord	6D460-07W	6D460-07Y	6D460-07R	6D460-07L	6D460-07G	6D460-07S	6D460-07E
10-Foot Patch Cord	6D460-10W	6D460-10Y	6D460-10R	6D460-10L	6D460-10G	6D460-10S	6D460-10E
15-Foot Patch Cord	6D460-15W	6D460-15Y	6D460-15R	6D460-15L	6D460-15G	6D460-15S	6D460-15E
20-Foot Patch Cord	6D460-20W	6D460-20Y	6D460-20R	6D460-20L	6D460-20G	6D460-20S	6D460-20E

[B] CAT 6 CHANNEL-RATED STANDARD PATCH CORD, SNAGLESS BOOT, CM (PVC)

1-Foot Patch Cord	62460-01W	62460-01Y	62460-01R	62460-01L	62460-01G	62460-01S	62460-01E
3-Foot Patch Cord	62460-03W	62460-03Y	62460-03R	62460-03L	62460-03G	62460-03S	62460-03E
5-Foot Patch Cord	62460-05W	62460-05Y	62460-05R	62460-05L	62460-05G	62460-05S	62460-05E
7-Foot Patch Cord	62460-07W	62460-07Y	62460-07R	62460-07L	62460-07G	62460-07S	62460-07E
10-Foot Patch Cord	62460-10W	62460-10Y	62460-10R	62460-10L	62460-10G	62460-10S	62460-10E
15-Foot Patch Cord	62460-15W	62460-15Y	62460-15R	62460-15L	62460-15G	62460-15S	62460-15E
20-Foot Patch Cord	62460-20W	62460-20Y	62460-20R	62460-20L	62460-20G	62460-20S	62460-20E

* = Color: White (W), Yellow (Y), Red (R), Blue (L), Green (G), Gray (S), Black (E)
 xx = Length in feet
 All Leviton Cat 6 patch cords are RoHS Compliant.



Additional custom lengths available; for assistance please visit Leviton.com/mtocords or call Tech Support at (800) 824 3005





CAT 6 HIGH-FLEX PATCH CORDS

- Bend radius is a narrow 0.60", versus 1.0" for typical Cat 6 patch cords
- Dual-rated cable jacket (CM/LSZH)
- Snagless plug design with integrated strain-relief boot
- Tested and verified to meet ANSI/TIA-568.2-D and ISO/IEC 11801-1 component requirements
- Supports Power over Ethernet (PoE) — see specification sheet at Leviton.com/ns/specsheets for full PoE capabilities

[A] CAT 6 HIGH-FLEX PATCH CORD


DESCRIPTION	WHITE	YELLOW	RED	BLUE	GREEN	GRAY	BLACK
0.5-Foot Patch Cord	6H460-6IW	6H460-6IY	—	6H460-6IL	—	6H460-6IS	—
1-Foot Patch Cord	6H460-01W	6H460-01Y	6H460-01R	6H460-01L	6H460-01G	6H460-01S	6H460-01E
2-Foot Patch Cord	6H460-02W	6H460-02Y	6H460-02R	6H460-02L	6H460-02G	6H460-02S	6H460-02E
3-Foot Patch Cord	6H460-03W	6H460-03Y	6H460-03R	6H460-03L	6H460-03G	6H460-03S	6H460-03E
4-Foot Patch Cord	6H460-04W	6H460-04Y	6H460-04R	6H460-04L	6H460-01G	6H460-04S	6H460-04E
5-Foot Patch Cord	6H460-05W	6H460-05Y	6H460-05R	6H460-05L	6H460-05G	6H460-05S	6H460-05E
6-Foot Patch Cord	6H460-06W	6H460-06Y	6H460-06R	6H460-06L	6H460-06G	6H460-06S	6H460-06E
7-Foot Patch Cord	6H460-07W	6H460-07Y	6H460-07R	6H460-07L	6H460-07G	6H460-07S	6H460-07E
8-Foot Patch Cord	6H460-08W	6H460-08Y	6H460-08R	6H460-08L	6H460-08G	6H460-08S	6H460-08E
9-Foot Patch Cord	6H460-09W	6H460-09Y	6H460-09R	6H460-09L	6H460-09G	6H460-09S	6H460-09E
10-Foot Patch Cord	6H460-10W	6H460-10Y	6H460-10R	6H460-10L	6H460-10G	6H460-10S	6H460-10E
11-Foot Patch Cord	6H460-11W	6H460-11Y	6H460-11R	6H460-11L	6H460-11G	6H460-11S	6H460-11E
12-Foot Patch Cord	6H460-12W	6H460-12Y	6H460-12R	6H460-12L	6H460-12G	6H460-12S	6H460-12E
13-Foot Patch Cord	6H460-13W	6H460-13Y	6H460-13R	6H460-13L	6H460-13G	6H460-13S	6H460-13E
14-Foot Patch Cord	6H460-14W	6H460-14Y	6H460-14R	6H460-14L	6H460-14G	6H460-14S	6H460-14E
15-Foot Patch Cord	6H460-15W	6H460-15Y	6H460-15R	6H460-15L	6H460-15G	6H460-15S	6H460-15E
16-Foot Patch Cord	6H460-16W	6H460-16Y	6H460-16R	6H460-16L	6H460-16G	6H460-16S	6H460-16E
17-Foot Patch Cord	6H460-17W	6H460-17Y	6H460-17R	6H460-17L	6H460-17G	6H460-17S	6H460-17E
18-Foot Patch Cord	6H460-18W	6H460-18Y	6H460-18R	6H460-18L	6H460-18G	6H460-18S	6H460-18E
19-Foot Patch Cord	6H460-19W	6H460-19Y	6H460-19R	6H460-19L	6H460-19G	6H460-19S	6H460-19E
20-Foot Patch Cord	6H460-20W	6H460-20Y	6H460-20R	6H460-20L	6H460-20G	6H460-20S	6H460-20E



Additional custom lengths available; for assistance please visit Leviton.com/mtocords or call Tech Support at (800) 824 3005



PATCH CORDS | Cat 5e



CAT 5E SLIMLINE-BOOT UTP PATCH CORDS

- Narrow-profile boot reduces congestion in high-density applications
- Supports Power over Ethernet (PoE) — see specification sheet at Leviton.com/ns/specsheets for full PoE capabilities

CAT 5E STANDARD UTP PATCH CORDS

- Matching color cords and boots
- Supports Power over Ethernet (PoE) — see specification sheet at Leviton.com/ns/specsheets for full PoE capabilities

CAT 5E UTP COMPONENT-RATED SLIMLINE-BOOT PATCH CORD, CM (PVC) (COUNTRY OF ORIGIN: USA)						
DESCRIPTION						PART NO.
Cat 5e UTP Component-Rated SlimLine-Boot Patch Cord, CM (PVC) (country of origin: USA)						5D560-xx*
[A] CAT 5E UTP COMPONENT-RATED SLIMLINE-BOOT PATCH CORD, CM (PVC)						
DESCRIPTION	WHITE	YELLOW	BLUE	GREEN	GRAY	
3-Foot Patch Cord	5D460-03W	5D460-03Y	5D460-03L	5D460-03G	5D460-03S	
5-Foot Patch Cord	5D460-05W	5D460-05Y	5D460-05L	5D460-05G	5D460-05S	
7-Foot Patch Cord	5D460-07W	5D460-07Y	5D460-07L	5D460-07G	5D460-07S	
10-Foot Patch Cord	5D460-10W	5D460-10Y	5D460-10L	5D460-10G	5D460-10S	
[B] CAT 5E UTP CHANNEL-RATED STANDARD PATCH CORD, CM (PVC)						
3-Foot Patch Cord	5G460-03W	5G460-03Y	5G460-03L	5G460-03G	5G460-03S	
5-Foot Patch Cord	5G460-05W	5G460-05Y	5G460-05L	5G460-05G	5G460-05S	
7-Foot Patch Cord	5G460-07W	5G460-07Y	5G460-07L	5G460-07G	5G460-07S	
10-Foot Patch Cord	5G460-10W	5G460-10Y	5G460-10L	5G460-10G	5G460-10S	

xx = Length in feet * = Color: White (W), Yellow (Y), Blue (L), Green (G), Gray (S)
 All Leviton Cat 5e patch cords are RoHS Compliant.




Additional custom lengths available; for assistance please visit Leviton.com/mtocords or call Tech Support at (800) 824 3005

SPOTLIGHT VXC™ Plenum Assembly



The **VXC Plenum Assembly** creates a cost-effective method for terminating cables for wireless access points, video cameras, and other ceiling mounted devices. This Cat 6A rated assembly includes a **VXC Coupler** (also sold separately) that creates a durable connection without the need for punchdown or other proprietary tools. It also includes a standard size plug and flexible stranded patch cable. The assembly is plenum-rated and can be used in riser and plenum applications. See page A24 for details.



SECURE RJ SYSTEM

- Compatible with industry-standard RJ ports in most network equipment, devices, patch panels, and work area outlets
- Same-color extraction tool disengages color-matched patch cords and port blockers
- Transparent housing allows color-coding without blocking visibility to link/status LEDs on electronic equipment
- Port blocker prevents unauthorized network connection and protects open, unused ports
- Cat 6A and Cat 6 Secure RJ Patch Cord options available

SECURE RJ SYSTEM	
DESCRIPTION	PART NO.
[A] Cat 6 Patch Cord, with Secure RJ housing on both ends (country of origin: USA)	SRJ6 ⁺ -xx*
[B] Secure RJ Port Blocker, pack of 12	SRJPB-00 [†]
[C] Secure RJ Extraction Tool, pack of 1	SRJET-00 [†]

xx = Length: Defined in table below. Minimum orders and extended lead time may apply. Contact Inside Sales at (800) 722 2082 for more details.

[†] = Patch cord housing, port blocker, and extraction tool colors: Choose from the transparent colors shown in (C) above.

* = Patch cord jacket colors: Choose from any of the colors below.



Make-to-Order!		SECURE RJ PATCH CORD OPTIONS			
CATEGORY	CABLE TYPE & RATING	CABLE COLOR	CABLE LENGTH	SECURE HOUSING COLOR	SECURE HOUSING PLACEMENT
Cat 6A FTP	6AS10 (CMR), H6A10 (CM/LSZH)	White, Yellow, Red, Blue, Green, Gray, Black	3-72 feet	White, Yellow, Red, Blue, Green, Purple, Black, Orange	Both Ends or One End
Cat 6A UTP	6AS10 (CMR), H6A10 (CM/LSZH)	White, Yellow, Red, Blue, Green, Gray, Black	3-72 feet	White, Yellow, Red, Blue, Green, Purple, Black, Orange	Both Ends or One End
Cat 6 UTP	6D460 (CM)	White, Yellow, Red, Blue, Green, Gray, Black	1-72 feet	White, Yellow, Red, Blue, Green, Purple, Black, Orange	Both Ends or One End

All patch cords utilize stranded cable.

WATCH: TRAINING VIDEOS



Leviton.com/ns/videos
"Secure RJ Copper Systems"

For assistance customizing your patch cords, please visit Leviton.com/configurator or call Tech Support at (800) 824 3005.

PRE-TERMINATED TRUNKS | Make-to-Order



UTP jack to plug



RECOMMENDED APPLICATIONS:

- Data Center Cabinets
- Telecommunications Racks
- Quick Network Deployment

PRE-TERMINATED COPPER TRUNKS

- Custom configured for length, jack type, and more
- Fast and easy installation with reduced labor costs
- 100% factory tested, with test results available
- Cat 6A trunks all use component-rated jacks, which provide guaranteed performance in short lengths
- Atlas-X1™ pre-terminated copper trunks provide the option of having jacks with shutters and/or icons
- Customized breakout length from braided sleeve improves installation flexibility and appearance
- Optional pulling eye protects jacks and eases installation
- Pre-terminated assemblies are eligible for limited lifetime product, system, and performance warranties
- Superior Suppression Technology (SST) cable is available for Cat 6A assemblies to reduce bundle size and improve alien crosstalk (AXT) suppression
- Braided sleeve colors come in white for riser environments and black for plenum or LSHF/LSZH

Make-to-Order!		PRE-TERMINATED COPPER TRUNK OPTIONS				
CABLE TYPE	CABLE RATING	# OF CABLES	CABLE LENGTH	CABLE COLOR*	INDIVIDUAL JACK COLOR	TERMINATION OPTIONS
Cat 6A UTP	CMP, CMR, LSHF/LSZH	2-12	10-295 ft (3-90 m)	Blue	White, Light Almond, Ivory, Yellow, Orange, Crimson, Purple, Blue, Green, Gray, Black, Brown	Jack, Plug, Open
Cat 6A Superior Suppression Technology (SST)	CMP, CMR			Gray	Black*	Jack, Open
Cat 6A FTP	CMP, CMR		6-295 ft (2-90 m)	Blue	White, Light Almond, Ivory, Yellow, Orange, Crimson, Purple, Blue, Green, Gray, Black, Brown	Jack, Plug, Open
Cat 6 UTP	CMP, CMR, LSHF/LSZH					
Cat 5e UTP	CMP, CMR					

* = Additional cable and shielded jack colors are available, but may require additional lead-time. Contact Inside Sales at (800) 722 2082 for more details.
 Available with Atlas-X1 or eXtreme™ Jacks.
 All trunks utilize solid conductor cable.

For assistance customizing your trunks, please visit Leviton.com/configurator or call Tech Support at (800) 824 3005.

e2XHD COPPER TRUNKS

- e2XHD cassettes terminated to trunks in Cat 6A and Cat 6 work exclusively with e2XHD Flat or Angled patch panels (see page A18)
- Available with Atlas-X1™ or eXtreme™ Jacks
- Custom configured for length, jack type, and more
- Fast and easy installation with reduced labor costs
- 100% factory tested, with test results available
- Cat 6A trunks all use component-rated jacks, which provide guaranteed performance in short lengths



Make-to-Order! e2XHD COPPER TRUNK ASSEMBLY OPTIONS						
CABLE TYPE	CABLE RATING	# OF CABLES	CABLE LENGTH	CABLE COLOR*	INDIVIDUAL JACK COLOR & CASSETTE JACK COLOR	TERMINATION OPTIONS
Cat 6A UTP	CMP, CMR, LSHF/LSZH	6	10-295 ft (3-90 m)	Blue	White, Light Almond, Ivory, Yellow, Orange, Crimson, Purple, Blue, Green, Gray, Black, Brown	Jack, Plug, Open, Cassette
Cat 6A Superior Suppression Technology (SST)	CMP, CMR			Gray		
Cat 6A FTP	CMP, CMR		6-295 ft (2-90 m)	Blue		
Cat 6 UTP	CMP, CMR, LSHF/LSZH					

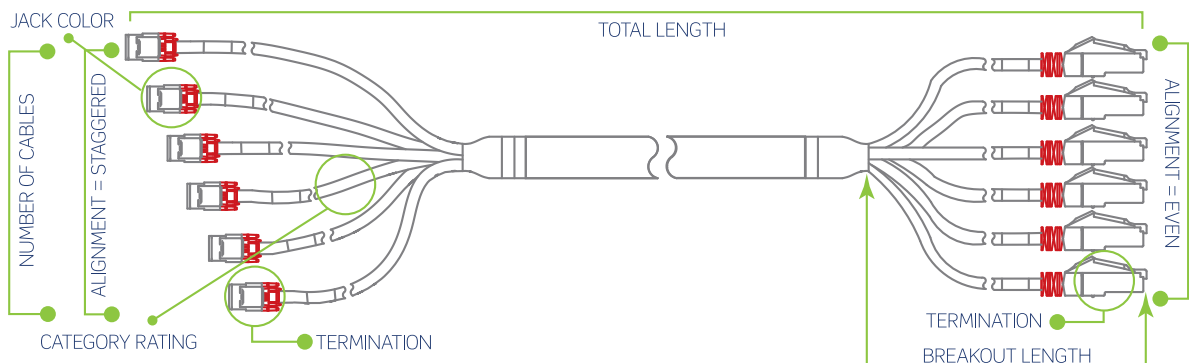
* = Additional cable and shielded jack colors are available, but may require additional lead-time. Contact Inside Sales at (800) 722 2082 for more details. All trunks utilize solid conductor cable.

For assistance customizing your trunks, please visit Leviton.com/configurator or call Tech Support at (800) 824 3005.

BREAKOUT & ALIGNMENT OPTIONS

Choose from five different alignments, or contact Tech Support at (800) 824 3005 to discuss options. e2XHD Copper Trunks will always have an even alignment on the cassette end(s). Different minimum breakout lengths apply.

	MINIMUM BREAKOUT LENGTHS	ALIGNMENT OPTIONS
Copper Trunks	<ul style="list-style-type: none"> • 12 cables = 24" minimum • 8 cables = 20" minimum • 6 cables = 18" minimum 	<ul style="list-style-type: none"> • Even • Stagger cable 1 shortest • Stagger cable 1 longest • Stagger cable 1 & 2 shortest (plug) • Stagger cable 1 & 2 longest (plug)
e2XHD Copper Trunks	<ul style="list-style-type: none"> • Cat 6 = 6" minimum • Cat 6A = 24" minimum 	<ul style="list-style-type: none"> • Even





FEATURED PRODUCTS

Cat 6A Cables **A33**

Cables for Canadian Market **A39**

Copper Cables

Leviton offers best-in-class copper cables that are tested to exceed industry standards. From superior alien crosstalk suppression to flexible small-diameter options, we have the ideal solution for all types of demanding networks.

UNIVERSAL APPLICATION SCORE

The Universal Application (UA) Score measures how a cabling system will perform under the strain of future demand. It is calculated using a proprietary algorithm that combines the results of four different performance tests, done in a unique four connector, 100-meter channel.

The channel test is unique because VoIP, data, video, and power are transmitted simultaneously through the channel, and it includes simulated hot plenum spaces as well as nearby power cables throwing off voltage spikes. All of this is done to replicate real-world conditions as closely as possible in the lab.

UA score	SCORE	< 3.6	3.6 - 5.5	5.6 - 6.5	6.6 - 7.5	7.6 - 8.5	8.6 +
	PERFORMANCE	Unacceptable	Poor	Limited	Good	Better	Best
	HEAT RISE	Severe	Significant	Moderate	Moderate	Moderate	Low

The UA Score ranges from 1 to 10, with 10 being the best. A high UA Score means that your IP infrastructure performance is outstanding, resulting in near flawless application performance, and that there is relatively low heat rise under the strain of high power PoE. A low UA Score such as 3.6 would mean you could expect to see and hear errors and encounter frustrating delays.

For more information about the Universal Application Score please visit Leviton.com/ua-score.

SPOTLIGHT

Save time, money and jobsite waste with smartPAK™

With **1,500 feet of cable in each box** versus standard 1,000 ft. boxes, smartPAK delivers the convenience and ease of use of a traditional pull-box with the additional benefits of 50% more cable. smartPAK packaging is available for LANmark-1000 and LANmark-6.

smartPAK benefits at a glance:

- Reduced cable scrap when installing standards-compliant 90-meter horizontal cable runs or even “typical” 45-meter runs
- More efficient installations resulting from more cable pulls per box and fewer box change-overs
- Fewer boxes to breakdown, recycle and transport
- Less jobsite waste thanks to 10%-15% reduction in cardboard per 1,000 ft
- Multi-layer corrugated box top for added strength with innovative thumb hole for better grip
- Additional full flap box bottom that resists carton sagging
- Reinforced corrugated material for improved stacking strength





A

LANMARK™-10G FTP CAT 6A F/UTP CABLES

- ETL Verified to ANSI/TIA-568.2-D
- Outstanding signal isolation and resistant to alien crosstalk
- Increased signal isolation prevents contaminant noise from entering cabling system
- Completely compliant with IEEE requirements
- Lower bit errors resulting in increased network performance
- Complies with ANSI/TIA-568.2-D, UL 444, UL C22.2 No. 214-02, EU Directive 2014/35/EC (Low Voltage), 2011/65/EU (RoHS), and IEC 61156-5 ED2.0_46C844CDV
- Supports Power over Ethernet (PoE) — see specification sheets Leviton.com/ns/specsheets for full PoE capabilities



B

LANMARK-10G OSP CAT 6A U/UTP CABLES

- Usable bandwidth up to 500 MHz
- Fully water blocked and meets NEC requirement for wet locations
- Can be used to interconnect buildings or can be run beneath a slab in duct or conduit
- Simplified structured cabling solution preserving long-term network investment
- Warranted, trouble-free cabling installation and maintenance
- Complies with ANSI/TIA-568.2-D Category 6A, ANSI/ICEA S-56-434 Outdoor Use, ANSI/ICEA S-107-704-2012 PAR 8.2.1 Water Penetration, and EU Directive 2014/35/EC (Low Voltage)

[A] LANMARK-10G FTP CAT 6A F/UTP CABLES

DESCRIPTION	GRAY	YELLOW	RED	BLACK
LANmark-10G FTP Cat 6A F/UTP Cable, CMP, 1000 foot reel	10167487	10167488	10188969	10189549
LANmark-10G FTP Cat 6A F/UTP Cable, CMR, 1000 foot reel	10189798	10189803	10189804	11077196

[B] LANMARK-10G OSP CAT 6A U/UTP CABLES

DESCRIPTION	BLACK
LANmark-10G OSP Cat 6A U/UTP Cable, 1000 foot reel	11094458

To see a full list of available cables, refer to pages X3-X6 in the back of the catalog

CUSTOMERS IN CANADA can find additional copper cable options on pages A39-A40.



LANMARK™-SST CAT 6A U/UTP CABLES

- ETL Verified 10 dB Alien Crosstalk margin over Cat 6A Standard
- Reduced CMP cable size of 0.250" is up to 8% nominal reduction versus industry average of 0.275"
- Supports high-density applications such as data center environments
- Improved pathway space and fill ratios - 15% increase in number of cables per tray
- Small diameter improves operational airflow and cooling in congested pathways and a smaller bend radius in tight spaces
- Reduced cable weight causes less strain on pathways and improves ease of installation
- Superior Suppression Technology (SST) uses an insulated metallic isolation wrap design
- No bonding or grounding needed allows for simple and efficient installation
- Error-free performance of up to 10 Gigabit Ethernet with full duplex transmission up to 500 MHz
- Complies with ANSI/TIA-568.2-D, UL 444, UL C22.2 No. 214-02, EU Directive 2014/35/EC (Low Voltage), and RoHS
- Supports Power over Ethernet (PoE) — see specification sheets Leviton.com/ns/specsheets for full PoE capabilities



LANMARK-XTP CAT 6A U/UTP CABLES

- Innovative noise canceling XTP Technology delivers enhanced alien crosstalk (AXT) performance
- Easier installation and cable management with reduced outer diameter of 0.275"
- Error-free performance of up to 10 Gigabit Ethernet with full duplex transmission up to 500 MHz
- No bonding or grounding needed allows for simple and efficient installation
- HDBaseT recommended/certified product
- Complies with ANSI/TIA-568.2-D, UL 444, UL C22.2 No. 214-02, EU Directive 2014/35/EC (Low Voltage), and RoHS
- Supports Power over Ethernet (PoE) — see specification sheets Leviton.com/ns/specsheets for full PoE capabilities



LANMARK-10G2 CAT 6A U/UTP CABLES

- Flexible, round, compact design
- Alien crosstalk compliant (ETL Verified) and headroom for all crosstalk parameters
- Documented balance characteristics (TCL, ELTCTL)
- Easier installation and cable management with round design
- Complies with ANSI/TIA-568.2-D, UL 444, UL C22.2 No. 214-02, EU Directive 2014/35/EC (Low Voltage), and 2011/65/EU (RoHS)
- Supports Power over Ethernet (PoE) — see specification sheets Leviton.com/ns/specsheets for full PoE capabilities

[A] LANMARK-SST CAT 6A U/UTP CABLES

DESCRIPTION	WHITE	BLUE	GRAY	YELLOW	GREEN
LANmark-SST Cat 6A U/UTP Cable, CMP, 1000 foot reel	11140401	11101842	11140402	11140403	11140404
LANmark-SST Cat 6A U/UTP Cable, CMP, 1000 foot reel in a box	11140628	11140627	11140629	11140630	11140631
LANmark-SST Cat 6A U/UTP Cable, CMR, 1000 foot reel	11140409	11104157	11140410	11140411	11140412
LANmark-SST Cat 6A U/UTP Cable, CMR, 1000 foot reel in a box	11140640	11140639	11140641	11140642	11140643

[B] LANMARK-XTP CAT 6A U/UTP CABLES

LANmark-XTP Cat 6A U/UTP Cable, CMP, 1000 foot reel	11082058	11082057	11094954	11090591	11083158
LANmark-XTP Cat 6A U/UTP Cable, CMP, 1000 foot reel in a box	11101255	11101254	11101256	11101264	11101591
LANmark-XTP Cat 6A U/UTP Cable, CMR, 1000 foot reel	11082063	11082062	11095916	11090594	11085549
LANmark-XTP Cat 6A U/UTP Cable, CMR, 1000 foot reel in a box	11101258	11101257	11101259	11101266	11103425

[C] LANMARK-10G2 CAT 6A U/UTP CABLES

LANmark-10G2 Cat 6A U/UTP Cable, CMP, 1000 foot reel	10137384	10130484	11096831	10137385	10137694
LANmark-10G2 Cat 6A U/UTP Cable, CMP, 1000 foot reel in a box	11089901	11085339	11098634	11091217	11085826
LANmark-10G2 Cat 6A U/UTP Cable, CMR, 1000 foot reel	10137703	10137700	11098650	10137706	10138770
LANmark-10G2 Cat 6A U/UTP Cable, CMR, 1000 foot reel in a box	11089906	11084689	11098635	11091216	11085827
LANmark-10G2 Cat 6A U/UTP Cable, LSZH, 1000 foot reel*	10188775	10188773	10188774	—	—

* = Non-Stock/MTO/Non-Returnable Products.

Additional colors available, to see a full list refer to pages X3-X6 in the back of the catalog

CUSTOMERS IN CANADA can find additional copper cable options on pages A39-A40.

For more about this UA Score, see page A32



LANMARK™-6 FTP CAT 6 F/UTP CABLES

- ETL Verified to ANSI/TIA-568.2-D
- Outstanding signal isolation
- Increased signal isolation prevents contaminant noise from entering cabling system
- Can be used with RJ-45 style F/UTP connectivity
- Lower bit errors resulting in increased network performance
- Complies with ANSI/TIA-568.2-D, UL 444, UL C22.2 No. 214-02, ISO/IEC 11801 2nd Edition, 2011/65/EU (RoHS), and EU Directive 2014/35/EC (Low Voltage)
- Supports Power over Ethernet (PoE) — see specification sheets Leviton.com/ns/specsheets for full PoE capabilities



LANMARK-HD CAT 6 F/UTP CABLES

- Ideal for point-to-point AV connections in classrooms or conference rooms
- Easier installation and cable management with a reduced outer diameter of 0.275"
- Supports 720 cable bundles at 100W PoE
- Full shield for alien crosstalk protection
- Available in 500-foot lengths for cost-effective installations
- Complies with ANSI/TIA-568.2-D, UL 444, UL C22.2 No. 214-02, EU Directive 2014/35/EC (Low Voltage), and RoHS
- Supports high power PoE/PoH applications with 85% PoE/PoH efficiency — see specification sheets at Leviton.com/ns/specsheets for full PoE/PoH capabilities

[A] LANMARK-6 FTP CAT 6 F/UTP CABLES

DESCRIPTION	GRAY	YELLOW	RED	BLACK
LANmark-6 FTP Cat 6 F/UTP Cable, CMP, 1000 foot reel	10057903	10062608	10063671	10063672
LANmark-6 FTP Cat 6 F/UTP Cable, CMR, 1000 foot reel	10070439	10090687	10074211	10074212

[B] LANMARK-HD CAT 6 F/UTP CABLE

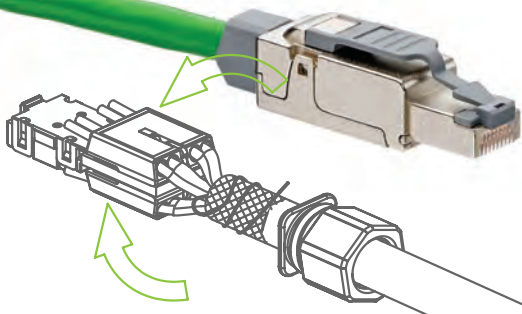
DESCRIPTION	WHITE	BLUE	GRAY	BLACK
LANmark-HD Cat 6 F/UTP Cable, CMP, 500 foot reel	11100943	11100942	11100944	11102178
LANmark-HD Cat 6 F/UTP Cable, CMR, 500 foot reel	11100947	11100946	11100948	11102177

To see a full list of available cables, refer to pages X3-X6 in the back of the catalog

CUSTOMERS IN CANADA can find additional copper cable options on pages A39-A40.

SPOTLIGHT

Cat 6A Universal Tool-Free Plug



The **Cat 6A Universal Tool Free Plug** makes easy field terminations without the need for special tools, in shielded or unshielded installations. The plug is built with a rugged metal body that provides superior alien crosstalk and EMI/RFI (electromagnetic interference/radio frequency interference) suppression while supporting 10GBASE-T networks and up to 90-watt Power over Ethernet (PoE) applications.

Learn more at Leviton.com/en/products/6aplg-s6a



LANMARK™-2000 CAT 6 U/UTP CABLES

- ETL Verified 10 dB NEXT, PSNEXT, ACR, and PSACR margin above Cat 6 Standard
- Documented balance characteristics (TCL, ELTCTL)
- Reduced attenuation (Insertion Loss)
- Balance characteristics improve overall cable performance and reduce cable emissions which results in reduced transmission errors
- Extended distance guarantee
- Complies with ANSI/TIA-568.2-D, UL 444, UL C22.2 No. 214-02, ISO/IEC 11801 2nd Edition Cat 6, EU Directive 2014/35/EC (Low Voltage), and 2011/65/EU (RoHS)
- Supports Power over Ethernet (PoE) — see specification sheets Leviton.com/ns/specsheets for full PoE capabilities



LANMARK-1000 CAT 6 U/UTP CABLES

- ETL Verified 5 dB NEXT, PSNEXT, ACR, and PSACR margin above Cat 6 Standard
- Documented balance characteristics (TCL, ELTCTL)
- Available in smartPAK™ 1,500 foot pull-box packaging to reduce and increase efficiency
- Optimal support for Gigabit Ethernet with headroom
- Addition of balance requirements improves overall cable performance and reduces transmission errors
- Complies with ANSI/TIA-568.2-D, UL 444, UL C22.2 No. 214-02, ISO/IEC 11801-2nd Edition Cat 6, EU Directive 2014/35/EC (Low Voltage), and 2011/65/EU (RoHS)
- Supports Power over Ethernet (PoE) — see specification sheets for full PoE capabilities

[A] LANMARK-2000 CAT 6 U/UTP CABLES

DESCRIPTION	WHITE	BLUE	GRAY	YELLOW	GREEN
LANmark-2000 Cat 6 U/UTP Cable, CMP, 1000 reel	10167311	10163222	11094750	10167308	10170668
LANmark-2000 Cat 6 U/UTP Cable, CMP, 1000 reel in a box	10167312	10163780	11098632	10167309	10170669
LANmark-2000 Cat 6 U/UTP Cable, CMR, 1000 reel	10167480	10167476	11098648	10167482	10170687
LANmark-2000 Cat 6 U/UTP Cable, CMR, 1000 reel in a box	10167481	10167477	11098633	10167483	10170688

[B] LANMARK-1000 CAT 6 U/UTP CABLES

LANmark-1000 Cat 6 U/UTP Cable, CMP, 1500 foot smartPAK box (44 lbs)	11074738	11074694	11097255	11074894	11074895
LANmark-1000 Cat 6 U/UTP Cable, CMP, 1000 foot TekPak box	10032092	10032094	11091087	10032090	10032097
LANmark-1000 Cat 6 U/UTP Cable, CMR, 1500 foot smartPAK box (33 lbs)	11074740	11074701	11097256	11075010	11075011
LANmark-1000 Cat 6 U/UTP Cable, CMR, 1000 foot TekPak box	10032459	10032455	11096490	10032461	10032479

Additional colors and packaging options available, to see a full list refer to pages X3-X6 in the back of the catalog

CUSTOMERS IN CANADA can find additional copper cable options on pages A39-A40.

For more about this UA Score, see page A32



LANMARK™-6 CAT 6 U/UTP CABLES

- Compact design with no center spline
- Cost-effective, entry-level Category 6 solution
- Available in smartPAK™ 1500 foot pull-box packaging to reduce cable scrap and increase install efficiency
- Compact box design takes up less shelf space and allow cable to be pulled easily from the box with minimum kinking
- Complies with ANSI/TIA-568.2-D, UL 444, UL C22.2 No. 214-02, ISO/IEC 11801 2nd Edition, EU Directive 2014/35/EC (Low Voltage), and 2011/65/EU (RoHS)
- Supports Power over Ethernet (PoE) — see specification sheets Leviton.com/ns/specsheets for full PoE capabilities



LANMARK-1000 OSP CAT 6 U/UTP CABLES

- Guaranteed 5dB NEXT, PSNEXT, ACR, PSACR margin over Cat 6 Standard
- Fully water blocked
- Can be used to interconnect buildings or can be run beneath a slab in duct or conduit
- Simplified structured cabling solution preserving long-term network investment
- Meets NEC requirement for cable in wet locations
- Complies with ANSI/TIA-568.2-D, ETL Verified, ANSI/ICEA S-56-434 Outdoor Use, and EU Directive 2014/35/EC (Low Voltage)
- Supports Power over Ethernet (PoE) — see specification sheets Leviton.com/ns/specsheets for full PoE capabilities



LANMARK-6 OSP CAT 6 U/UTP CABLES

- Meets the requirements of ANSI/TIA-568.2-D
- Fully water blocked
- Can be used to interconnect buildings or can be run beneath a slab in duct or conduit
- Simplifies structured cabling solution preserving long-term network investment
- Meets NEC requirement for cable in wet locations
- Complies with ANSI/TIA-568.2-D, ETL Verified, ANSI/ICEA S-56-434 Outdoor Use, and EU Directive 2014/35/EC (Low Voltage)
- Supports Power over Ethernet (PoE) — see specification sheets Leviton.com/ns/specsheets for full PoE capabilities

[A] LANMARK-6 CAT 6 U/UTP CABLES

DESCRIPTION	WHITE	BLUE	GRAY	YELLOW	GREEN
LANmark-6 Cat 6 U/UTP Cable, CMP, 1500 foot smartPAK box (44 lbs)	11074742	11074702	11094952	11074893	11074897
LANmark-6 Cat 6 U/UTP Cable, CMP, 1000 foot TekPak box	10136230	10136226	11091258	10136749	10136748
LANmark-6 Cat 6 U/UTP Cable, CMR, 1500 foot smartPAK box (33 lbs)	11074744	11074703	11094953	11074906	11074907
LANmark-6 Cat 6 U/UTP Cable, CMR, 1000 foot TekPak box	10136340	10136339	11091257	10136753	10136752

[B] LANMARK-1000 OSP CAT 6 CABLES

DESCRIPTION	BLACK
LANmark-1000 OSP Cat 6 Cable, 1000 foot reel	11072213

[C] LANMARK-6 OSP CAT 6 U/UTP CABLES

LANmark-6 OSP Cat 6 U/UTP Cable, 1000 foot reel	10139885
---	----------

Additional colors and packaging options available, to see a full list refer to pages X3-X6 in the back of the catalog

CUSTOMERS IN CANADA can find additional copper cable options on pages A39-A40.

For more about this UA Score, see page A32



LANMARK™-IP CAT 5E U/UTP CABLES

- Uses 22 AWG copper conductors
- Small outer diameter of 0.240", no center filler
- Guaranteed 10/100/1000BASE-T support to 120 meters
- All FEP insulated conductors
- Reduced energy costs due to 88% power efficiency
- Improved flexibility and ease of installation
- Complies with ANSI/TIA-568.2-D, UL 444, ISO/IEC 11801, and EU Directive 2014/35/EC (Low Voltage)
- Supports Power over Ethernet (PoE) — see specification sheets Leviton.com/ns/specsheets for full PoE capabilities



HYPERPLUS 5E CAT 5E U/UTP CABLES

- Small design for easy installation and reduced maintenance costs
- Outer diameter of 0.210" (5.33 mm), CMP
- Complies with ANSI/TIA-568.2-D, UL 444, UL C22.2 No. 214-02, ISO/IEC 11801-2nd Edition Cat 5, 2011/65/EU (RoHS), and EU Directive 2014/35/EC (Low Voltage)
- Supports Power over Ethernet (PoE) — see specification sheets for full PoE capabilities



HYPERPLUS 5E OSP CAT 5E U/UTP CABLES

- Meets ANSI/ICEA 5-56-434 Standard for Polyolefin Insulated Communications Cables for Outdoor Use
- ETL Verified to ANSI/TIA-568.2-D
- Fully water blocked
- Can be used to interconnect buildings or can be run beneath a slab in duct or conduit
- Simplified structured cabling solution preserves long-term network investment
- Meets NEC requirement for cable in wet locations
- Complies with ANSI/TIA-568.2-D, ANSI/ICEA 5-56-434, ISO/IEC 11801-2nd Edition Cat 5, EU Directive 2014/35/EC (Low Voltage), and 2011/65/EU (RoHS)

[A] LANMARK-IP CAT 5E U/UTP CABLES

DESCRIPTION	WHITE	BLUE	GRAY	YELLOW	GREEN
LANmark-IP Cat 5e U/UTP Cable, CMP, 1000 foot reel in a box	11098079	11098078	11098080	11140866	

[B] HYPERPLUS 5E CAT 5E U/UTP CABLES

HyperPlus 5e Cat 5e U/UTP Cable, CMP, 1000 foot reel	10032222	10032226	10032206	10032234	10032231
HyperPlus 5e Cat 5e U/UTP Cable, CMP, 1000 foot TekPak box	10032223	10032227	10032207	10032235	10032232
HyperPlus 5e Cat 5e U/UTP Cable, CMR, 1000 foot reel	10032534	10032527	10032509	10032530	10032538
HyperPlus 5e Cat 5e U/UTP Cable, CMR, 1000 foot TekPak box	10032535	10032528	10032510	10032531	10032539

[C] HYPERPLUS 5E OSP CAT 5E U/UTP CABLES

DESCRIPTION	BLACK
HyperPlus 5e OSP CAT 5e U/UTP Cable, 1000 foot reel	10071496

Additional colors and packaging options available, to see a full list refer to pages X3-X6 in the back of the catalog

CUSTOMERS IN CANADA can find additional copper cable options on pages A39-A40.

For more about this UA Score, see page A32



CAT 6A U/UTP CABLES

- Reduced CMP cable size of 6.35 mm is up to 8% nominal reduction versus industry average of 6.99 mm
- Supports high-density applications such as data center environments
- Improved pathway space and fill ratios - 15% increase in number of cables per tray versus average 6.99 mm size cable
- Small diameter improves operational airflow and cooling in congested pathways and a smaller bend radius in tight spaces
- Reduced cable weight causes less strain on pathways and improves ease of installation
- Complies with ANSI/TIA-568.2-D, UL 444, UL C22.2 No. 214-02, EU Directive 2014/35/EC (Low Voltage), and RoHS
- Supports Power over Ethernet (PoE) — see specification sheets Leviton.com/ns/specsheets for full PoE capabilities



PATENTED NOISE-CANCELING HELIX TECHNOLOGY CAT 6A U/UTP CABLES

- Innovative noise canceling helix Technology delivers enhanced alien (AXT) performance
- Supports both long and short channel
- Easier installation and cable management with reduced outer diameter of 7.3 mm
- Error-free performance of up to 10 Gigabit Ethernet with full duplex transmission up to 500 MHz
- No bonding or grounding needed allows for simple and efficient installation
- Complies with ANSI/TIA-568.2-D, UL 444, UL C22.2 No. 214-02, EU Directive 2014/35/EC (Low Voltage), and RoHS
- Supports Power over Ethernet (PoE) — see specification sheets Leviton.com/ns/specsheets for full PoE capabilities

[A] CAT 6A U/UTP CABLES (CANADA)

DESCRIPTION	WHITE	BLUE	YELLOW
Cat 6A U/UTP Cable, CMP, 305 meter reel	IUTAP-MWS	IUTAP-MLS	IUTAP-MYS

[B] PATENTED NOISE-CANCELING HELIX TECHNOLOGY CAT 6A U/UTP CABLES (CANADA)

Patented Noise-Canceling Helix Technology Cat 6A U/UTP Cable, CMR, 305 meter reel	DUTAR-MWS	DUTAR-MLS	—
---	-----------	-----------	---




ENHANCED CAT 6 U/UTP CABLES

- Documented balance characteristics (TCL, ELTCTL)
- Optimal support for Gigabit Ethernet with headroom
- Addition of balance requirements improves overall cable performance and reduces transmission errors
- Complies with ANSI/TIA-568.2-D, UL 444, UL C22.2 No. 214-02, ISO/IEC 11801-2nd Edition Cat 6, EU Directive 2014/35/EC (Low Voltage), and 2011/65/EU (RoHS)
- Supports Power over Ethernet (PoE) — see specification sheets Leviton.com/ns/specsheets for full PoE capabilities



CAT 6 U/UTP CABLES

- Cost-effective, entry-level Category 6 solution
- Complies with ANSI/TIA-568.2-D, UL 444, UL C22.2 No. 214-02, ISO/IEC 11801 2nd Edition, EU Directive 2014/35/EC (Low Voltage), and 2011/65/EU (RoHS)
- Supports Power over Ethernet (PoE) — see specification sheets Leviton.com/ns/specsheets for full PoE capabilities



CAT 5E U/UTP CABLES

- Small, round design for easy installation and reduced maintenance costs
- Outer diameter of 5.3 mm (0.210"), CMP
- Complies with ANSI/TIA-568.2-D, UL 444, UL C22.2 No. 214-02, ISO/IEC 11801-2nd Edition Cat 5, EU Directive 2014/35/EC (Low Voltage), and 2011/65/EU (RoHS)
- Supports Power over Ethernet (PoE) — see specification sheets Leviton.com/ns/specsheets for full PoE capabilities

[A] ENHANCED CAT 6 U/UTP CABLES (CANADA)

DESCRIPTION	WHITE	BLUE	GRAY	YELLOW	GREEN	PURPLE
Enhanced Cat 6 U/UTP Cables, 23 AWG, CMP, 305 meter reel-in-box	EUT6P-MWB	EUT6P-MLB	EUT6P-MSB	EUT6P-MYB	EUT6P-MGB	EUT6P-MPB

[B] CAT 6 U/UTP CABLES (CANADA)

Cat 6 24 AWG U/UTP Cable, CMP, 305 meter reel-in-box	UTP6P-MWB	UTP6P-MLB	—	—	—	—
Cat 6 U/UTP Cable, CMR, 305 meter reel-in-box	UTP6R-MWB	UTP6R-MLB	—	—	—	—

[C] CAT 5E U/UTP CABLES (CANADA)

Cat 5e U/UTP Cable, CMP, 305 meter reel-in-box	UTP5P-MWB	UTP5P-MLB	—	—	—	—
Cat 5e U/UTP Cable, CMR, 305 meter reel-in-box	UTP5R-MWB	UTP5R-MLB	—	—	—	—



FEATURED PRODUCTS

Palm Termination Tool **A42**

Wire-Punchdown Termination Tool **A42**

Copper Tools & Labeling

Leviton has everything you need to terminate and test our copper solutions. The ergonomic Palm Termination Tool, designed by and for installers, offers comfort-grip or rack-mounted positioning for termination, a sturdy jack holder, and a wire-supporting retainer. The Wire-Punchdown Termination Tool enables one-step punchdown of 110-style or 66 connecting block IDCs with a single push on the handle. Specialized termination tools, test equipment, crimping tools, and other accessories complete the collection.



PALM TERMINATION TOOL

- Overmolded ergonomic soft grip
- Easy-to-see wiring labels
- Jack holders provide stability for punchdown
- Incorporated retainer supports cable during termination
- Integrated holes allow rack-mounting of the Palm Tool for patch panel terminations
- Compatible with eXtreme™, GigaMax™, and AV QuickPort™ Jacks

WIRE-PUNCHDOWN / TERMINATION TOOL

- Punches and trims each wire with just a single push of the handle
- Adjustable impact setting for minimal physical effort
- Spare blade storage in handle chamber
- Available in 110 IDC and 66 IDC
- Terminate 22-, 24-, or 26-gauge wire

EZ-RJ45™ CRIMP TOOL

- Built-in cutter and stripper that crimps and cuts wire in one operation
- Accommodates EZ-RJ45 plugs, and most standard RJ-45 and RJ-11 plugs

MULTI-PAIR TERMINATION TOOL

- Designed for 110-style wiring blocks
- High-impact, spring-loaded handle for one-punch termination of multiple pairs
- “Blade-in” and “blade-out” options
- Includes 4-pair, Cat 6 head
- Cat 6 head available individually

CUTTING TOOLS

- Klein Tools® Electrician's Scissors are excellent for cutting and stripping copper cable as well as trimming center splines and rip cords
- Klein Tools Flush Cutter neatly trims individual cable wires flush to jack body to prevent shorts in metal housings (recommended for Atlas-X1™ Jacks)

TERMINATION TOOLS & BLADES

DESCRIPTION	PART NO.
[A] Palm Termination Tool	47615-PTT
[B] Wire-Punchdown/Termination Tool (blades sold separately)	49553-814
[C] 110 IDC Blade	49553-110
[D] 66 IDC Blade	49553-066
[E] EZ-RJ45 Crimp Tool	40989-ACT

MULTI-PAIR TERMINATION TOOLS & ACCESSORIES

[F] Mass-Termination Multi-Pair Tool Handle with Cat 6, 4-pair head	49553-TTH
Mass-Termination Replacement Head, Cat 6, 4 pair	49553-64H

CUTTING TOOLS

[G] Klein Tools Electrician's Scissors	49886-SIS
[H] Klein Tools Flush Cutter (must be ordered in increments of 5)	49886-FCS

COPPER TOOLS & LABELING | Tools



A



B



C



D

TONE TEST SET

- Low-voltage tester for continuity, shorts, and opens
- Talk battery for a communications line on a vacant pair
- Identifies tip and ring polarity, and line condition for clear line with dial tone, busy line, and ringing line
- Generates continuous or warble tone to trace pairs and locate broken pairs or cables in walls — use with Inductive Speaker Probe (below)

INDUCTIVE SPEAKER PROBE

- Detects audible frequency tones for accurate tracing and identification of wires, cables, and metallic circuits

MODULAR PLUG BREAKOUT ADAPTER

- For testing any six- or eight-position modular jacks
- Works with the Tone Test Set

TONE TEST SET, INDUCTIVE SPEAKER PROBE & KITS

DESCRIPTION	PART NO.
[A] Tone Test Set (includes 9-volt battery)	49560-TTS
[B] Inductive Speaker Probe (includes 9-volt battery, one duckbill tip, and one needlepoint tip)	49561-SSP
[C] Kit containing One Tone Test Set with Belt Holster, and one Inductive Speaker Probe with Belt Holster	49562-TSK
MODULAR PLUG BREAKOUT ADAPTER	
[D] Modular Plug Breakout Adapter	40070-MDP



WORK-AREA LABELING SOLUTIONS

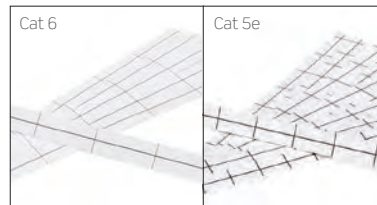
DESCRIPTION	PART NO.
[A] QuickPort™ Shutter Kit (50 shutters) White Label Kit	51084-ICN 51084-XLB
[B] Color Label Kit includes gray, orange, red, yellow, green, blue, purple, and brown (2 sheets of each color)	51084-CLB
[C] Labels and Windows for Housings and Wallplates on page E6	41080-IDW
Labels and Windows for Stainless-Steel and Angled Wallplates on pages E7 and E8	43080-IDW
Pre-printed Port Labels, black ink, 10 sheets per package	41080-LEB

PATCH PANEL LABELING SOLUTIONS

[D] Adhesive Holder and Labels Kit for QuickPort Panels (supports 24 ports)	49257-QHD
[E] Adhesive Holder and Labels Kit for 110-Style Panels (supports 24 ports)	49257-I24
[F] Designation Kit Replacement for 110-Style Panels (supports 24 ports)	69585-IDL

110-STYLE LABELING SOLUTIONS

DESCRIPTION	PART NO.
Cat 6 Label Kit, 6 label strips per kit	41LBL-60W
Cat 5e Label Kit, 6 label strips per kit	41LBL-00W




SPOTLIGHT

Leviton Palm Termination Tool



Use the Leviton Palm Termination Tool (page A42) to quickly and easily punchdown jacks at the job site. The Palm Termination Tool was designed with contractor input and offers an ergonomic comfort grip, increased jack stability, and integrated holes that allow rack mounting for QuickPort panel terminations. The Palm Termination Tool is compatible with eXtreme™, GigaMax™, and AV QuickPort jacks.

FIBER SOLUTIONS



SECTION B CONTENTS

INTRODUCTION	B3	Platforms Overview	PRE-TERMINATED CABLE ASSEMBLIES	B40	Make-to-Order Overview	
	B9	Pre-Terminated Solutions		B41	Trunk Cables > Opt-X Unity Ultra Low Loss	
	B10	Opt-X™ Unity Ultra Low Loss		B43	Trunk Cables > Opt-X™ Enterprise DC Low Loss	
OPT-X FAMILY	B11	Introduction		B44	Trunk Cables > Plug-n-Play	
HDX SYSTEMS	B14	Enclosures, Panels & Accessories		B45	MTP Harnesses > Opt-X Unity Ultra Low Loss	
	B15	Cassettes		B46	Harnesses > Opt-X™ Enterprise DC Low Loss	
	B16	Adapter Plates		B47	Array Cords > Opt-X Unity Ultra Low Loss	
	B17	Frame, Patch & Splice Decks		B48	Array Cords > Opt-X™ Enterprise DC Low Loss	
SDX PLATFORMS	B20	2000i Rack-Mount Enclosures		B49	Unibody Connector	
	B20	1000i Rack-Mount Enclosures		B50	Patch Cords & Pigtailed > Premium Plus	
	B21	500i Rack-Mount Enclosures		B51	Patch Cords > Economy	
	B22	Wall-Mount Enclosures		B52	Patch Cords & Pigtailed > Economy	
	B23	Adapter Plates		OPTICAL CABLES	B53	Introduction
	B25	MTP® Cassettes			B54	Berk-Tek™ Tight Buffered
	B26	Splice Trays & Splice Modules			B57	Berk-Tek Loose Tube
	B27	Accessories			B60	Berk-Tek Ribbon
e2XHD SNAP-IN CASSETTE PATCHING PLATFORM	B29	Introduction			B62	Berk-Tek Composite
	B31	Panels, Cable Managers, Covers & Tools			B63	Berk-Tek Armored
	B32	Cassettes			B64	Tight-Buffered (for Canadian Market)
LIGHTSPACE™ PLATFORM	B34	Rack Mount		CONNECTORS & HOUSINGS	B66	Connectors > FastCAM™
	B35	Wall Mount			B67	Connectors > Fast-Cure™
	B36	Adapter Plates			B68	QuickPort™ Adapters
	B37	Splice Trays & Holders			B69	Fiber Optic Fan-Out Kits
	B38	Splice Sleeves & Enclosure Accessories		TOOLS & CONSUMABLES	B72	Featured Products
					B73	Fiber Optic Tool Kits
					B75	Fiber Optic Tools
					B76	Consumable Products & Kits

FIBER PLATFORMS

Whether your installation is small or large, simple or complex, you can rely on Leviton for a network patching platform that meets your requirements. From cloud data center to remote telecom room, from service provider to enterprise office building, Leviton solutions are versatile enough to meet specific customer demands, ensuring migration options for future bandwidth growth and strong return on infrastructure investment.

PLATFORM FEATURES:	Ultra high density (144 fibers per RU)
	High density (96 fibers per RU)
	Standard density (72 fibers per RU)
	Angled panel eliminates need for patch cord cable manager
	Individual sliding trays minimize impact on surrounding fibers
	TAP Cassette option to monitor networks for performance and security
	One-handed, single-click cassette installation for easy deployment
	Ultra Low Loss migration (10/40/100/200/400 Gb/s) via Opt-X Unity
	OM3 / OM4 / OS2 fiber types for backward compatibility
	Precision-molded adapter plates for durable network connections
	Allows mix of copper and fiber for network flexibility
	Cassettes with adjustable rear MTP® adapters for improved bend radius
Field splicing capability	



Opt-X™ HDX
Mission Critical

Ultra-high-density platform to help meet increasing network demands in data centers.



e2XHD
Mission Critical

High-density snap-in cassettes allow a mix of fiber or copper patching for large enterprise applications.












Opt-X SDX
Enterprise

Versatile solutions in multiple sizes and styles for small data centers and enterprise applications.




✓		
	✓	
		✓
✓	✓	
✓		
✓	✓	
✓	✓	
✓	✓	✓
		✓
	✓	✓
	✓	✓
✓		✓

Fiber Platforms

FIBER

APPLICATIONS	CABLE	ADAPTER PLATES	ENCLOSURES OR PANELS
<p>BUILDING BACKBONE: Fusion Splicing, 72 fibers per RU</p>	 <p>Premises Distribution Plenum (Page B54) or Adventum (Page B57)</p>	 <p>SDX Adapter Plates (Page B23)</p>	 <p>2000i SDX (Page B20) 1000i SDX (Page B20) 500i SDX (Page B21)</p>
<p>BUILDING BACKBONE: Field Termination, 72 fibers per RU</p>	 <p>Premises Distribution Plenum (Page B54) or Adventum (Page B57)</p>	 <p>SDX Adapter Plates (Page B23)</p>	 <p>2000i SDX (Page B20) 1000i SDX (Page B20) 500i SDX (Page B21)</p>
<p>CAMPUS APPLICATIONS: Fusion Splicing</p>	 <p>Armored Distribution (Page B63)</p>	 <p>SDX Adapter Plates (Page B23)</p>	 <p>SDX Wall-Mount (Page B22)</p>

Make to order! For our pre-terminated trunk offering please see pages B41-B44.

SPLICE TRAYS/MODULES OR CONNECTORS	CABLE ASSEMBLIES	CABLE FIBER TYPE AND SPECIFICATION CHART																										
 <p>SDX Splice Tray (Page B26)</p>  <p>SDX Splice Module (Page B26)</p>	 <p>Economy Patch Cords (Page B51)</p>  <p>Economy Pigtailed (Page B52)</p>	<table border="1"> <thead> <tr> <th></th> <th colspan="2">OM3</th> </tr> <tr> <th>SPECIFICATION</th> <th>850 nm</th> <th>1300 nm</th> </tr> </thead> <tbody> <tr> <td>Max. Attenuation (dB/km)</td> <td>3.0</td> <td>1.0</td> </tr> <tr> <td>Overfill Launch Min. Bandwidth (MHz•km)</td> <td>1500</td> <td>500</td> </tr> <tr> <td>Effective Modal Bandwidth (EMB) (MHz•km)</td> <td>2000¹</td> <td>N/A</td> </tr> <tr> <td>1 Gb/s Transmission Distance (m)</td> <td>1000</td> <td>600</td> </tr> <tr> <td>10 Gb/s Transmission Distance (m)</td> <td>300</td> <td>300₂</td> </tr> <tr> <td>40/100 Gb/s Transmission Distance (m)</td> <td>100</td> <td>N/A</td> </tr> </tbody> </table>				OM3		SPECIFICATION	850 nm	1300 nm	Max. Attenuation (dB/km)	3.0	1.0	Overfill Launch Min. Bandwidth (MHz•km)	1500	500	Effective Modal Bandwidth (EMB) (MHz•km)	2000 ¹	N/A	1 Gb/s Transmission Distance (m)	1000	600	10 Gb/s Transmission Distance (m)	300	300 ₂	40/100 Gb/s Transmission Distance (m)	100	N/A
	OM3																											
SPECIFICATION	850 nm	1300 nm																										
Max. Attenuation (dB/km)	3.0	1.0																										
Overfill Launch Min. Bandwidth (MHz•km)	1500	500																										
Effective Modal Bandwidth (EMB) (MHz•km)	2000 ¹	N/A																										
1 Gb/s Transmission Distance (m)	1000	600																										
10 Gb/s Transmission Distance (m)	300	300 ₂																										
40/100 Gb/s Transmission Distance (m)	100	N/A																										
 <p>FastCAM (Page B66)</p>	 <p>Economy Patch Cords (Page B51)</p>	<table border="1"> <thead> <tr> <th></th> <th colspan="2">OM4</th> </tr> <tr> <th>SPECIFICATION</th> <th>850 nm</th> <th>1300 nm</th> </tr> </thead> <tbody> <tr> <td>Max. Attenuation (dB/km)</td> <td>3.0</td> <td>1.0</td> </tr> <tr> <td>Overfill Launch Min. Bandwidth (MHz•km)</td> <td>N/A</td> <td>500</td> </tr> <tr> <td>Effective Modal Bandwidth (EMB) (MHz•km)</td> <td>4700¹</td> <td>N/A</td> </tr> <tr> <td>1 Gb/s Transmission Distance (m)</td> <td>1040</td> <td>600</td> </tr> <tr> <td>10 Gb/s Transmission Distance (m)</td> <td>550</td> <td>300₂</td> </tr> <tr> <td>40/100 Gb/s Transmission Distance (m)</td> <td>150</td> <td>N/A</td> </tr> </tbody> </table>				OM4		SPECIFICATION	850 nm	1300 nm	Max. Attenuation (dB/km)	3.0	1.0	Overfill Launch Min. Bandwidth (MHz•km)	N/A	500	Effective Modal Bandwidth (EMB) (MHz•km)	4700 ¹	N/A	1 Gb/s Transmission Distance (m)	1040	600	10 Gb/s Transmission Distance (m)	550	300 ₂	40/100 Gb/s Transmission Distance (m)	150	N/A
	OM4																											
SPECIFICATION	850 nm	1300 nm																										
Max. Attenuation (dB/km)	3.0	1.0																										
Overfill Launch Min. Bandwidth (MHz•km)	N/A	500																										
Effective Modal Bandwidth (EMB) (MHz•km)	4700 ¹	N/A																										
1 Gb/s Transmission Distance (m)	1040	600																										
10 Gb/s Transmission Distance (m)	550	300 ₂																										
40/100 Gb/s Transmission Distance (m)	150	N/A																										
 <p>SDX Splice Tray (Page B26)</p>  <p>SDX Splice Module (Page B26)</p>	 <p>Economy Patch Cords (Page B51)</p>  <p>Economy Pigtailed (Page B52)</p>	<table border="1"> <thead> <tr> <th></th> <th colspan="2">OS2</th> </tr> <tr> <th>SPECIFICATION</th> <th>1310 nm</th> <th>1550 nm</th> </tr> </thead> <tbody> <tr> <td>Maximum Attenuation (dB/km)</td> <td>0.4</td> <td>0.3</td> </tr> <tr> <td>1G Transmission Distance (m)</td> <td>5,000</td> <td>N/A</td> </tr> <tr> <td>10G Transmission Distance (m)</td> <td>10,000</td> <td>N/A</td> </tr> </tbody> </table>				OS2		SPECIFICATION	1310 nm	1550 nm	Maximum Attenuation (dB/km)	0.4	0.3	1G Transmission Distance (m)	5,000	N/A	10G Transmission Distance (m)	10,000	N/A									
	OS2																											
SPECIFICATION	1310 nm	1550 nm																										
Maximum Attenuation (dB/km)	0.4	0.3																										
1G Transmission Distance (m)	5,000	N/A																										
10G Transmission Distance (m)	10,000	N/A																										

¹ The effective modal bandwidth is determined based on an overfill launch (OFL) per ANSI/TIA-455-204, except on LOMM fiber types.
² 10GbE transmission at 1300 nm only applies to 10GBASE-LX4 (CWDM).
³ Reach calculation is based on attenuation of ≤3.0 dB/km at 850 nm and 1.0 dB of connector loss.

APPLICATIONS	PRE-TERMINATED CABLE ASSEMBLIES	CASSETTE PLATFORM
<p>PREMIER: Cloud Data Centers, Mission Critical Applications, 144 fibers per RU</p>	<p>Cable Assemblies (Page B41)</p>	<p>HDX Cassettes (Page B15)</p>
<p>ENHANCED: High-Density Enterprise, Data Center Applications, 96 fibers per RU</p>	<p>Cable Assemblies (Page B41)</p>	<p>e2XHD Cassettes (Page B32)</p>
<p>STANDARD: Enterprise, Small Data Center Applications, 72 fibers per RU</p>	<p>Cable Assemblies (Page B41)</p>	<p>SDX Cassettes (Page B25)</p>


ENCLOSURES OR PANELS



UHDH Enclosures (Page B14)




UHDH Panels (Page B14)



e2XHD (Page B31)



2000i SDX (Page B20)




1000i SDX (Page B20)




500i SDX (Page B21)


PATCH CORDS



Premium Plus Patch Cords (Page B50)



Premium Plus Patch Cords (Page B50)



Premium Plus Patch Cords (Page B50)

PRE-TERMINATED SOLUTIONS

Leviton recommends using pre-terminated trunks and harnesses whenever possible. With 100 percent factory testing and no need for field terminations or splices, installation time is reduced by up to 70 percent. Pre-terminated MTP® cassettes feature a space-saving design with a notched back for a smaller footprint and excellent radius control. All Leviton pre-terminated solutions are made to your specifications: fiber and cable type, fiber count, connector type, breakout leg types, length, and more. See more information on page B40.



TRUNK CABLES (see pages B41-B44)

- MTP to MTP, including 12- and 24-fiber MTP connectors
- Discrete to discrete (LC, SC)*
- MTP to discrete*
- Single-mode, multimode, and laser-optimized multimode types available



HARNESSES (see pages B45-B46)

- MTP-to-MTP connectors
- MTP-to-discrete connectors (LC, SC)*
- Single-mode, multimode, and laser-optimized multimode types available



MTP CASSETTES

- Available in HDX, SDX, and e2XHD form factors
- 12- or 24-fiber MTP connectors on the back
- MTP connectors or discrete connectors on the front, including LC and SC*
- Single-mode, multimode, and laser-optimized multimode types available

* = LC/APC and SC/APC available for OS2.

PRE-TERMINATED FIBER CABLING PERFORMANCE (dB)

	CABLE ASSEMBLY CONNECTORS			
	UNITY ULTRA LOW LOSS		ENTERPRISE DC LOW LOSS	
	MM	SM	MM	SM
MTP 8-Fiber	0.20	0.35	—	—
MTP 12-Fiber	0.20	0.35	0.35	0.35
MTP 24-Fiber	0.35	0.35	—	—
LC Unibody	—	—	0.15	0.25
LC Duplex	—	—	0.25	0.25
SC Duplex	—	—	0.25	0.25

	MTP TO LC CASSETTES				MTP TO MTP CASSETTES			
	UNITY ULTRA LOW LOSS		ENTERPRISE DC LOW LOSS		UNITY ULTRA LOW LOSS		ENTERPRISE DC LOW LOSS	
	MM	SM	MM	SM	MM	SM	MM	SM
Base 24	0.50	0.50	—	—	0.75	0.75	—	—
Base 12	0.35	0.50	0.50	0.90	0.55	—	0.75	0.75
Base 8	0.35	0.50	—	—	—	—	—	—

SPOTLIGHT

Simplify Network Design with Universal Polarity Cassettes



Polarity is a critical part of any fiber network. But it becomes more complex with multifiber cables and MPO connectors. Leviton Universal Polarity Fiber Cassettes help data center managers simplify things. The Base12 cassettes allow for the same interchangeable cassette on both ends of a Method B trunk in a fiber channel, reducing the complexity of a fiber network, ensuring consistent polarity, and streamlining network deployment.

The cassettes also include shuttered LC adapters with IP5x rating keep out dust and debris, and protect technicians from laser light exposure, with no dust caps to remove, store or throw away.

Learn more at Leviton.com/fibercassettes



PREPARE FOR 40, 100, 200, AND 400 GB/S WITH THE OPT-X UNITY ULTRA LOW LOSS CABLING SYSTEM

Leviton pre-terminated Opt-X Unity — Ultra Low Loss multimode and single-mode systems offer a migration path to currently available 400 Gb/s speeds. They also meet IEEE 802.3ba/bm/bs/cd standards, which respond to the needs of data centers and enterprise networks. The Opt-X Unity Ultra Low Loss system features pre-terminated trunks, harnesses, array cords, and MTP® cassettes to help you future-proof your networks. See pages B41, B45, and B47 for detailed product information.

- System of trunks, harnesses, and cassettes
- Industry-leading 24-fiber MTP system
- System uses best-in-class MTP premium multi-fiber connectors
- Ultra-low-loss 8- and 12-fiber MTP connectors
- Available in laser-optimized multimode (OM3/OM4)
- Third-party verification of 40/100 Gb/s channel performance

REQUIREMENTS FOR 40/100/200 & 400G MULTIMODE APPLICATIONS

APPLICATION	MAX CHANNEL IL (dB)		MAX DISTANCE (m)	
	OM3	OM4	OM3	OM4
40G-SR4/BiDi	1.9	1.5	100	150
100G-SR4	1.9	1.5	100	150
100G-BiDi	1.9	1.9	70	100
200G-SR4	1.8	1.9	70	100
400G-SR8	1.8	1.9	70	100
400G-SR4.2 (BiDi)	1.8	1.9	70	100

Contact dc_team@leviton.com for help designing your migration plan.

OPT-X UNITY ULTRA LOW LOSS SYSTEM


- 24-fiber MTP trunks
- 24-fiber MTP harnesses
- 24-fiber MTP array patch cords
- 24-fiber MTP cassettes
- Migration path is available in HDX and e2XHD footprints

MIGRATION SOLUTIONS TO OPT-X UNITY ULTRA LOW LOSS FROM EXISTING 10G NETWORKS

- 8- and 12-fiber MTP trunks
- 8- and 12-fiber MTP harnesses
- 8- and 12-fiber array patch cords
- 8- and 12-fiber MTP cassettes

COLOR-CODED BOOTS ON MTP





FEATURED PRODUCTS

HDX Platforms
B13

SDX Platforms **B19**

Opt-X Family of Fiber Optic Platforms

Opt-X™ systems provide the high-performing, flexible, and reliable solutions needed for today's mission-critical and enterprise environments while supporting the capability for future technology upgrades and network migrations. The Opt-X family of products offers options and designs for high-end and economical applications, with customizable solutions that meet specific network requirements.



HDX PLATFORM

High- and ultra-high-density systems that support cloud data center and large enterprise networks with network manageability and a reduced cabling network footprint.



UHDX Enclosures



UHDX Panels



HDX-to-SDX Adapter Bracket



HDX Frame Patch Deck



HDX Retrofit Tray (for use with SDX Enclosures)



HDX Frame



SDX PLATFORM

Versatile fiber optic patching solutions, available in multiple sizes and styles, designed to support enterprise and small data center applications.



2000i SDX Enclosures



1000i SDX Enclosures



500i SDX Enclosures



500i SDX Panels



SDX Wall-Mount Enclosures




FEATURED PRODUCTS

UHDX Enclosures **B14**

HDX Adapter Plates & Cassettes **B19**

HDX Platform

Data centers and telecommunications rooms are rapidly outgrowing their footprints as they attempt to meet increasing network demands. Leviton UHDX enclosures offer optimum patching capacity in areas where space is at a premium. Using HDX Adapter Plates, Cassettes, and Splice Modules, the enclosures and panels allow up to 144 fibers with LC connectors, or 1,728 fibers with 24-fiber MTP® connectors — the highest density per rack unit available.



UHDHX RACK-MOUNT ENCLOSURES

- Accept HDX Adapter Plates, Cassettes, and Splice Modules
- Up to 144 fibers with LC connectors or 1,728 fibers with 24-fiber MTP® connectors per RU
- Individual sliding trays allow easy access to fiber connectors in dense applications
- 20-inch depth, with hinged or removable rear doors for accessibility to rear cable routing
- Hinged front door provides easy means to install, remove, and update port ID labels
- Highly visible port locators in the front and rear of the enclosure help easily identify specific ports

RECOMMENDED APPLICATIONS:

Data Centers

Entrance Facility

19" and 23" Racks and Cabinets

Overhead Patching Above Cabinet

UHDHX 1RU FLAT & ANGLED PANELS

- Accept HDX Adapter Plates, Cassettes, and Splice Modules
- Angled panel eliminates the need for horizontal patch cord cable managers
- Open access to patch cords and trunks
- One-hand installation and removal of HDX and HDX2 cassettes or adapter plates
- Up to 144 fibers with LC connectors or 1,728 fibers with 24-fiber MTP® connectors

ACCESSORIES

- Cable clamp kits minimize excessive pulling, bending, and crushing
- Brush guards minimize dust buildup in rear of enclosure
- Rear cable manager (sold separately) supports fiber cables and snaps directly into panel without tools
- 0RU, 1RU, and 2RU cable managers provide protection and routing of patch cords for flat panel
- 1RU and 2RU cable managers mount directly over existing panels

UHDHX RACK-MOUNT ENCLOSURES & PANELS


DESCRIPTION	MAXIMUM CAPACITY						PART NO.
	FIBERS (USING LC)	FIBERS (USING 24F MTP)	ADAPTER PLATES	AND	SPLICE MODULES	OR	
[A] 1RU UHDHX Enclosure, empty	144	1,728	12		12		5R1UD-S12
[B] 2RU UHDHX Enclosure, empty	288	3,456	24		24		5R2UD-S24
[C] 4RU UHDHX Enclosure, empty	576	6,912	48		48		5R4UD-S48
[D] 1RU UHDHX Angled Panel, empty	144	1,728	12		12		HDX1A-144
[E] 1RU UHDHX Flat Panel, empty	144	1,728	12		12		HDX1F-144

* = Density varies if using HDX or HDX2 MTP Cassettes.

ACCESSORIES

DESCRIPTION	PART NO.
Universal Clamp Kit, single cable grommet (mounts to enclosure or rear cable manager)	5RCMP-KIT
Universal Clamp Kit, multiple cable grommet (mounts to enclosure or rear cable manager)	5RCMP-KT2
Universal Clamp Kit, single and multiple cable grommet (for rack mounting)	5RCMR-KIT
[F] 1RU Brush Guard, bag of 2	5RBSH-1UN
2RU Brush Guard, bag of 2	5RBSH-2UN
[G] 0RU Universal Patch Cord Cable Manager	5RCMT-VFG
1RU Universal Patch Cord Cable Manager (includes 0RU cable manager)	5R1UX-CMT
2RU Universal Patch Cord Cable Manager (includes 0RU cable manager)	5R2UX-CMT
23" Rack-Mount Ears, bag of 2	5REAR-023
[H] Rear Cable Manager for Panels, with cable management rings	E2XHD-CMB

HDX PLATFORM | MTP®, Conversion & TAP Cassettes



HDX & HDX2 MTP CASSETTES

- Easy to migrate from 10 to 40, 100, 200, and 400 Gb/s when used with Opt-X™ Unity Ultra Low Loss trunks, harnesses, and patch cords
- Configure up to 48 fibers for 24 channels (10 Gb/s) and 6 channels (40 Gb/s or 100 Gb/s)
- Available in Base 8, Base 12, and Base 24 option for optimal network flexibility
- Universal polarity design, works in conjunction with Method B trunks
- LC internal shutters minimize dust and provide eye protection

HDX2 & HDX CONVERSION CASSETTES

- Manage polarity to maintain, transmit, and receive connections between parallel optics and SFP connectivity
- Connect to electronics with LC-style ports and aggregate SFP ports to a QSFP28 or PSM4 (100 Gb/s), QSFP+ (40 Gb/s), or CXP (120 Gb/s) port



HDX2 TAP CASSETTES

- Traffic analysis points (TAPs) provide real-time monitoring of 10 and 40 Gb/s channels (QSFP)

HDX2 & HDX CONVERSION CASSETTES				
DESCRIPTION	OM3 (aqua)	OM4 (aqua)	OS2 (blue)	
8-Fiber, MTP to LC shuttered, (100 to 25 Gb/s, 40 to 10 Gb/s)	38LSM1-41C	[A] 48LSM1-41C	U8LSM1-41C	
24-Fiber, 3x8-fiber MTP to LC shuttered, (100 to 25 Gb/s, 40 to 10 Gb/s)	32LSM1-41C	[B] 42LSM1-41C	U2LSM1-41C	
24-Fiber, 1x24-fiber MTP to LC shuttered, (120 to 10G/s)	32LSM2-21C	42LSM2-21C	U2LSM2-21C	


HDX2 TAP CASSETTES					
LC PORTS	DESCRIPTION	Method B Edge 50:50		Method B Edge 70:30	
		OM4 (aqua)	OS2 (blue)	OM4 (aqua)	OS2 (blue)
LC PORTS	24-Fiber MTP to LC	[C] 42LM2-BE5	U2LM2-BE5	42LM2-BE7	U2LM2-BE7
	24-Fiber 2x12 MTP to LC	42LM1-BE5	U2LM1-BE5	42LM1-BE7	U2LM1-BE7
	12-Fiber MTP to LC BiDi TAP	42LM2-AB5	—	—	—
MTP PORTS	DESCRIPTION	Method B Edge 50:50		Method B Edge 70:30	
		[D] 42MM2-BE5		42MM2-BE7	
		OS2 24-Fiber to 3x8 MTP (female)	U2MM2-BE5		U2MM2-BE7

Make-to-Order! HDX/HDX2 CASSETTE OPTIONS					
FIBER TYPE	FIBER COUNT	CONNECTOR TYPE (FRONT)	MTP TYPE (REAR)	POLARITY	
• OM3	• 8	• LC Shuttered	• 8-Fiber MTP (male) Base 8	• Method A	• Method C
• OM4	• 12	• LC Non-Shuttered	• 12-Fiber MTP (male) Base 12	• Method B, core	• Conversion
• OS2	• 24	• SC	• 24-Fiber MTP (male) Base 24	• Method B, edge	• Universal
• OS2 (APC)	• 48	• 8-Fiber MTP (female)			
		• 8-Fiber MTP (male)			

For MTP Method B polarity, you must order one each of the core and edge cassettes. For MTP Universal Polarity, you must connect to Method B trunks.

For assistance customizing your cassettes, please visit Leviton.com/configurator or call Tech Support at (800) 824 3005.

HDX PLATFORM | Adapter Plates & Splice Modules



HDX ADAPTER PLATES

- Connect to field-terminated backbone cabling or pre-terminated trunks
- Visible sequential numbering to identify ports (for Tx and Rx)

HDX LC & MTP® SPLICE MODULES

- Modules integrate fiber adapter bulkhead (12 or 36 fibers) and splice holders, eliminating need for splice trays
- Innovative 12-fiber color-coded pigtail offers fusion splicing to either single fiber or ribbon fiber constructions
- LC internal shutters minimize dust and provide eye protection
- Splice Sleeves included in accessory kit
- MTP Splice Module offers field termination option to migrate from 10 to 40, 100, 200 or 400 Gb/s



HDX ADAPTER PLATES	
DESCRIPTION	PART NO.
12-Fiber, OM3 & OM4, Quad LC (aqua), shuttered, zirconia ceramic sleeve	5FUHD-SQL
[A] 12-Fiber, OS2, Quad LC (blue), shuttered, zirconia ceramic sleeve	5FUHD-SLL
3 Duplex MTP Adapters (black), key up/key up	5FUHD-6MB
[B] 3 Duplex MTP Adapters (black), key up/key down	5FUHD-6MP
Blank (black)	5FUHD-BLK
HDX FIBER SPLICE MODULES*	
[C] 12-Fiber, OM4 LC (aqua), shuttered, zirconia ceramic sleeve	SPLCH-12AQ
12-Fiber, OS2 LC (blue), shuttered, zirconia ceramic sleeve	SPLCH-12BL
12-Fiber, OS2 LC/APC (green), shuttered, zirconia ceramic sleeve	SPLCH-12GN
[D] 36-Fiber, OM4 MTP, male, zirconia ceramic sleeve	SPMPH-MMPN
36-Fiber, OS2 MTP, male, zirconia ceramic sleeve	SPMPH-SMPN
36-Fiber, OM4 MTP, female, zirconia ceramic sleeve	SPMPH-MMUP
36-Fiber, OS2 MTP, female, zirconia ceramic sleeve	SPMPH-SMUP

* = Make to Order

Non-shuttered LC HDX Splice Modules are also available. Please contact Tech Support.

SPOTLIGHT


Ensure Fiber Performance, Quality, and Safety

Leviton offers **internal shutters** on its LC fiber cassettes and adapters. These IP5x-rated solutions help prevent contamination from dust, while reducing waste and speeding deployment, as they eliminate the need for dust plugs and ensure safer installation by protecting from laser light.

The shuttered LC ports are available for

- HDX cassettes, adapter plates, and splice modules
- e2XHD cassettes
- QuickPort duplex adapters

Learn more at Leviton.com/shutteredLC



12-Fiber OM4 HDX Splice Module with internal shutters (Cable sold separately)

HDX PLATFORM | Frame, Patch & Splice Decks



HDX FIBER OPTIC DISTRIBUTION FRAME (3,168 CAPACITY)

- Integrated cable management and routing solutions for minimum bend radius, better slack storage, and protection
- Holds up to 22 patch and/or splice decks
- Lockable rear doors included to protect and conceal trunk cabling
- Optional front door kit (sold separately) with transparent door is lockable for additional security
- Occupies only one 2 x 2-foot tile
- Seismic rated to GR-63-CORE, Zone 4, UL 2046 Listed

PATCH DECK

- Accepts HDX adapter plates, cassettes, and splice modules
- 2RU height for up to 144 fibers (using LC) capacity
- Holds 6 independent sliding trays and accepts up to 12 HDX or 6 HDX2 adapter plates, cassettes, or splice modules
- Magnifying port identification label holders for better visibility
- Integrated minimum bend radius protection

SPLICE DECK

- Modular 3.5-inch-high deck accepts up to three independent splice deck trays
- Sliding trays are removable for ease of splicing
- Heat-shrink fusion splicing of individual 250 µm or 900 µm tight-buffer fibers or mass fusion ribbon splicing for up to 144 fibers or 432 fiber respectively per deck
- Each tray accepts up to two 24-fiber molded or 72-fiber ribbon splice trays

HDX FRAME CAPACITY CHART

CONNECTIVITY	MAX. FIBER STRANDS FOR PRE-TERMINATED TRUNKS	MAX. FIBER PATCHING & SPLICING	MAX FIBER FUSION SPLICING
LC	3,168	3,168	N/A
SC	1,584	0	N/A
12-Fiber MTP®	7,776	9,504	N/A
24-Fiber MTP	15,552	0	N/A
Single Fiber	N/A	N/A	3,168
Ribbon Fiber	N/A	N/A	9,504



See page B15-B16 for HDX Cassettes, Splice Modules, and Adapter Plates.

HDX FIBER OPTIC FRAME PLATFORM

DESCRIPTION	PART NO.
[A] HDX Fiber Optic Distribution Frame, 7' H x 2' W x 2' D	F3168-22F
[B] 2RU Patch Deck, empty (includes front/rear cable management and cable clamp kit)	F3168-DCK
[C] 2RU Splice Deck, empty (includes VELCRO® Brand ties, front/rear cable management, and cable clamp kit)	F3168-SPD
[D] Cross-Frame Routing Kit	F3168-CFR
[E] Front Door Kit	F3168-FDR
Cable Clamp Kit, single-cable grommet	F3168-CCK
2RU Blank Panel	F3168-BLK

24-FIBER SPLICE TRAY

[F] 24-Fiber Heat-Shrink-Style Molded Splice Tray (includes 60 mm splice sleeves)	T5PLS-24F
---	-----------

For assistance designing your HDX frame system, please call Tech Support at (800) 824 3005.



INDUSTRY-LEADING DENSITY

One HDX Frame holds up to 22 patch decks, and occupies only one 2 x 2-foot floor tile.

BUILT-IN CABLE MANAGEMENT & ROUTING


The frame keeps pathways clean and organized, using integrated cable management for minimum bend radius, better slack storage, and protection within the frame.

SUPERIOR SCALABILITY

HDX frames can be ganged together to handle future growth with easy pass-through cross-frame routing kits. And with 24-fiber MTP connectivity, they are ideal for migration from 10 to 40 to 100 Gb/s and beyond.

EASY ACCESSIBILITY

The frame's open design greatly reduces time and labor for maintenance, as it allows unobstructed access to patch cord connections. The one-tile footprint makes it easier to access the space beneath a raised floor.



ROI™ Savings Calculator

By reducing overall floor space, the HDX Fiber Distribution Platform creates significant yearly cost savings over a traditional main distribution area. Calculate your return on infrastructure investment (ROI) when installing the HDX Frame, and estimate your long-term savings over standard 19" cabinets or racks. Go to apps.leviton.com/hdxcalculator.



FEATURED PRODUCTS

Enclosures **B20**

Adapter Plates **B23**

MTP Cassettes **B25**

SDX Platform

72 LC Fibers Per RU

The SDX Platform, part of the Opt-X™ family of fiber optic solutions, is a flexible solution designed for easy installation and maintenance. Whether it's the 2000i for data centers or 1000i and 500i for medium and small enterprise applications, each comes packed with features for better cable organization and maintainability. In addition, precision-molded SDX adapter plates, MTP® cassettes, and cable assemblies offer the flexible connection and storage options to meet any project need.



2000i SDX RACK-MOUNT ENCLOSURES

- Accepts SDX adapter plates, MTP® cassettes, splice trays, and splice modules
- Removable transparent hinged doors
- Sliding tray provides accessibility to front and rear of bulkhead after installation, and removes completely to facilitate field terminations and splicing
- 17-inch depth for high-density fiber termination and/or splicing
- Stackable and adjustable fiber rings simplify cable management
- Constructed of durable polycarbonate plastic and black powder-coated 16-gauge steel
- 19- or 23-inch rack-mount options (23-inch 1RU mounting bracket sold separately)
- 1RU and 2RU accept the HDX Retrofit Tray (sold separately) for higher density applications using HDX MTP Cassettes and Adapter Plates

RECOMMENDED APPLICATIONS:

- Data Centers
- Equipment Room
- Entrance Facility
- Telecommunications Room
- 19" and 23" Racks and Cabinets

1000i SDX RACK-MOUNT ENCLOSURES


- Accepts SDX adapter plates, MTP® cassettes, splice trays, and splice modules (pages B23-B25)
- Sliding tray in 1RU and 2RU removes completely for easy field terminations and splicing
- 15-inch depth for high-density fiber termination and/or splicing
- 19- or 23-inch enclosure rack-mount option (23-inch 1RU mounting bracket sold separately)
- Enclosures protrude 4.5 inches from mounting ears to align with Versi-Duct™ Cable Management System
- Included accessory kit consists of cable ties, mounting-ear screws, and port ID label
- 1RU and 2RU accept the HDX Retrofit Tray (sold separately) for higher density applications using HDX MTP Cassettes

RECOMMENDED APPLICATIONS:

- Equipment Room
- Telecommunications Room
- 19" and 23" Racks and Cabinets

2000i SDX RACK-MOUNT ENCLOSURES								
DESCRIPTION	MAXIMUM CAPACITY							PART NO.
	FIBERS (USING LC)	ADAPTER PLATES	AND	SPLICE TRAYS*	SINGLE FIBER	RIBBON FIBER	OR MTP® CASSETTES / SPLICE MODULES	
[A] 1RU, empty, sliding tray	72	3		3	72	216	3	5R1UH-S03
[B] 2RU, empty, sliding tray	144	6		6	144	432	6	5R2UH-S06
[C] 4RU, empty, sliding tray	288	12		12	288	864	12	5R4UH-S12
1000i SDX RACK-MOUNT ENCLOSURES								
1RU, empty	72	3		3	72	216	3	5R1UM-F03
[D] 1RU, empty, sliding tray	72	3		3	72	216	3	5R1UM-S03
2RU, empty	144	6		6	144	432	6	5R2UM-F06
2RU, empty, sliding tray	144	6		6	144	432	6	5R2UM-S06
3RU, empty, horizontal^	216	9		12	288	864	9	5R3UM-F09
3RU, empty, vertical°	288	12		12	288	864	12	5R3UM-F12
[E] 4RU, empty, vertical°	288	12		12	288	864	12	5R4UM-F12
4RU, empty, horizontal^	360	15		12	288	864	15	5R4UM-F15

* = Maximum splice tray capacity is limited by height of selected splice tray. Installation of multiple splice trays may require not installing tray covers.
 ° = Vertical adapter plate/cassette orientation ^ = Horizontal adapter plate/cassette orientation See pages B23-B25 for list of SDX adapter plates and cassettes.



500i SDX FLUSH-MOUNT RACK ENCLOSURES

- Accepts SDX adapter plates, MTP® cassettes, splice trays, and splice modules (page B23-B26)
- Flush-mount adapter bulkhead makes moves, adds, and changes easy
- One-piece removable cover allows for complete accessibility to the back of the enclosure
- Accepts injection-molded splice trays and 4-inch x 7-inch metal splice trays
- Enclosure can store up to 3 meters of 900 μm tight-buffered fiber per adapter
- Included accessory kit consists of cable ties, mounting-ear screws, and port ID label
- 1RU and 3RU flush-mount panels accept SDX adapter plates and cassettes, and mount to 19-inch racks and cabinets
- Optional add-on patch cord cable management tray (sold separately) uses existing rack unit


RECOMMENDED APPLICATIONS:

- Equipment Room
- Telecommunications Room
- 19" Racks and Cabinets

DESCRIPTION	MAXIMUM CAPACITY							PART NO.	
	FIBERS (USING LC)	ADAPTER PLATES	AND	SPLICE TRAYS*	SINGLE FIBER	RIBBON FIBER	OR		MTP® CASSETTES / SPLICE MODULES
[A] 1RU, empty	72	3		3	72	216		3	5R1UL-F03
[B] 2RU, empty	144	6		6	144	432		6	5R2UL-F06
[C] 3RU, empty	288	12		12	288	864		12	5R3UL-F12
[D] 1RU, empty	72	3		N/A	N/A	N/A		3	5R1UE-OPX
[E] 3RU, empty	288	12		N/A	N/A	N/A		12	5R3UE-OPX

* = Maximum splice tray capacity is limited by height of selected splice tray. Installation of multiple splice trays may require not installing tray covers. See pages B23-B25 for list of SDX adapter plates and cassettes.

SPOTLIGHT Fiber Optic Patching: Open vs. Closed Environments



The choice of open patching using patch panels or closed patching in enclosures depends on a number of considerations related to the particular network environment and applications including:

- Network security requirements
- Accessibility for ease of deployment or maintenance
- Frequency of moves, adds, and changes (MACs)
- Protection for field terminations and splicing

Leviton has a wide range of open and closed fiber patching systems. From the HDX platform to the e2XHD Snap-In Cassette Patching Platform to the SDX platform, we have a solution for your network's unique needs.



SDX WALL-MOUNT ENCLOSURES

- Four sizes available (mini, small, medium, large) to accommodate from 24 LC to 288 LC fibers
- Locking doors and dual-door access to separate user and service sides (locks sold separately)
- Cable and cord protection simplifies dress-out and protects damage/pinching
- Field splicing options include both splice trays and self-contained splice modules
- Mini mounting options: wall-mount, DIN rail, zero-RU, ganging, or cubicle wall installations
- Large size can be retrofitted to allow for up to 576 single fiber fusion splicing or up to 1,728 ribbon mass fusion splicing
- Optional adapter allows enclosures to accommodate both Leviton SDX and HDX patching platforms
- Accepts 6 copper ports using Quickport Adapter Plate, 5F100-6QP


RECOMMENDED APPLICATIONS:

- Telecommunications Room
- Equipment Room
- FTTD
- ORU

DESCRIPTION	MAXIMUM CAPACITY						PART NO.
	FIBERS (USING LC)	ADAPTER PLATES	AND SPLICE TRAYS*	SINGLE FIBER	RIBBON FIBER	OR MTP® CASSETTES / SPLICE MODULES	
[A] Mini, empty, single door, no lock	24	1	N/A	24	0	1	5WMNT-01C
[B] Small, empty, dual doors, no lock	48	2	2	48	144	2	5WSML-02C
[C] Medium, empty, dual doors, no lock	96	4	4	96	288	4	5WMED-04C
[D] Large, empty, dual doors, no lock	288 (576 when used as splicing only enclosure)	12	12	576	1,728	12	5WLRG-12C

* = Maximum splice tray capacity is limited by height of selected splice tray. Installation of multiple splice trays may require not installing tray covers.

See page B23 for list of SDX adapter plates.



SPOTLIGHT

High-Density Splicing with the SDX Wall-Mount Enclosures



The **Large SDX Wall-Mount Fiber Enclosure** is an ideal housing for high-density splicing in entrance facilities and equipment rooms, and it can be retrofitted in the field as a splice only enclosure. It can accommodate up to 1,728 fibers when mass ribbon fusion splicing, and up to 576 fibers with single fusion splicing.

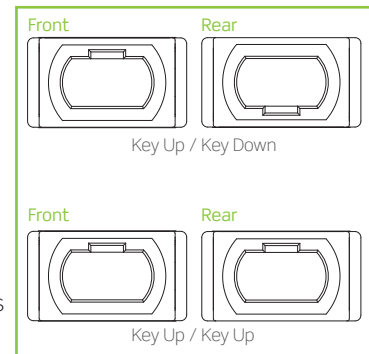
SDX PLATFORM | Adapter Plates

SDX Platform
FIBER



SDX ADAPTER PLATES

- Work with SDX Enclosures, including 2000i, 1000i, 500i, and wall-mount
- Captive push/pull fasteners allow for quick, tool-free installation and removal
- Precision-molded LC and SC adapter plate colors designate fiber type, per TIA standards
- Available in 6- to 24-fiber plates for LC, SC, and ST
- Available in 72- to 192-fiber plates for MTP®
- MTP and LC adapter plates with shutters available by custom order
- 6-position QuickPort™ Adapter Plates (item Q) accept all QuickPort Jacks and Adapters



SDX RACK-MOUNT ENCLOSURE CAPACITY

1RU FOR 2000i, 1000i & 500i	2RU FOR 2000i, 1000i & 500i	3RU FOR 1000i	3RU FOR 500i	4RU FOR 2000i & 1000i
Holds up to 3 adapter plates	Holds up to 6 adapter plates	Holds up to 9/12 adapter plates	Holds up to 12 adapter plates	Holds up to 12/15 adapter plates
6-pk Dplx LC = up to 36 fibers 6-pk Quad LC = up to 72 fibers 8-pk Dplx LC = up to 48 fibers 3-pk Dplx SC = up to 18 fibers 6-pk Dplx SC = up to 36 fibers 6-pk ST = up to 18 fibers 8-pk ST = up to 24 fibers	6-pk Dplx LC = up to 72 fibers 6-pk Quad LC = up to 144 fibers 8-pk Dplx LC = up to 96 fibers 3-pk Dplx SC = up to 36 fibers 6-pk Dplx SC = up to 72 fibers 6-pk ST = up to 36 fibers 8-pk ST = up to 48 fibers	6-pk Dplx LC = up to 108/144 fibers 6-pk Quad LC = up to 216/288 fibers 8-pk Dplx LC = up to 144/192 fibers 3-pk Dplx SC = up to 54/72 fibers 6-pk Dplx SC = up to 108/144 fibers 6-pk ST = up to 54/72 fibers 8-pk ST = up to 72/96 fibers	6-pk Dplx LC = up to 144 fibers 6-pk Quad LC = up to 288 fibers 8-pk Dplx LC = up to 192 fibers 3-pk Dplx SC = up to 72 fibers 6-pk Dplx SC = up to 144 fibers 6-pk ST = up to 72 fibers 8-pk ST = up to 96 fibers	6-pk Dplx LC = up to 144/180 fibers 6-pk Quad LC = up to 288/360 fibers 8-pk Dplx LC = up to 192/240 fibers 3-pk Dplx SC = up to 72/90 fibers 6-pk Dplx SC = up to 144/180 fibers 6-pk ST = up to 72/90 fibers 8-pk ST = up to 96/120 fibers

SDX WALL-MOUNT ENCLOSURE CAPACITY

MINI	SMALL	MEDIUM	LARGE
Holds up to 1 adapter plate	Holds up to 2 adapter plates	Holds up to 4 adapter plates	Holds up to 12 adapter plates
6-pk Dplx LC = up to 12 fibers 6-pk Quad LC = up to 24 fibers 8-pk Dplx LC = up to 16 fibers 3-pk Dplx SC = up to 6 fibers 6-pk Dplx SC = up to 12 fibers 6-pk ST = up to 6 fibers 8-pk ST = up to 8 fibers	6-pk Dplx LC = up to 24 fibers 6-pk Quad LC = up to 48 fibers 8-pk Dplx LC = up to 32 fibers 3-pk Dplx SC = up to 12 fibers 6-pk Dplx SC = up to 24 fibers 6-pk ST = up to 12 fibers 8-pk ST = up to 16 fibers	6-pk Dplx LC = up to 48 fibers 6-pk Quad LC = up to 96 fibers 8-pk Dplx LC = up to 64 fibers 3-pk Dplx SC = up to 24 fibers 6-pk Dplx SC = up to 48 fibers 6-pk ST = up to 24 fibers 8-pk ST = up to 32 fibers	6-pk Dplx LC = up to 144 fibers 6-pk Quad LC = up to 288 fibers 8-pk Dplx LC = up to 192 fibers 3-pk Dplx SC = up to 72 fibers 6-pk Dplx SC = up to 144 fibers 6-pk ST = up to 72 fibers 8-pk ST = up to 96 fibers


SDX PRECISION-MOLDED FIBER ADAPTER PLATES

DESCRIPTION	PART NO.
[A] 12-Fiber, OM1, Duplex LC (beige), zirconia ceramic sleeve	5F100-2IL
[B] 12-Fiber, OM3 & OM4, Duplex LC (aqua), zirconia ceramic sleeve	5F100-2QL
[C] 12-Fiber, OS2, Duplex LC (blue), zirconia ceramic sleeve	5F100-2LL
[D] 12-Fiber, OS2, Duplex LC/APC (green), zirconia ceramic sleeve	5F100-2VL
[E] 24-Fiber, OM1, Quad LC (beige), zirconia ceramic sleeve	5F100-4IL
[F] 24-Fiber, OM3 & 4, Quad LC (aqua), zirconia ceramic sleeve	5F100-4QL
[G] 24-Fiber, OS2, Quad LC (blue), zirconia ceramic sleeve	5F100-4LL
6-Fiber, OM1, Duplex SC (beige), zirconia ceramic sleeve	5F100-6IC
6-Fiber, OM3 & OM4, Duplex SC (aqua), zirconia ceramic sleeve	5F100-6QC
6-Fiber, OS2, Duplex SC (blue), zirconia ceramic sleeve	5F100-6LC
6-Fiber, OS2, Duplex SC/APC (green), zirconia ceramic sleeve	5F100-6VC
[H] 12-Fiber, OM1, Duplex SC (beige), zirconia ceramic sleeve	5F100-2IC
[I] 12-Fiber, OM3 & OM4, Duplex SC (aqua), zirconia ceramic sleeve	5F100-2QC
[J] 12-Fiber, OS2, Duplex SC (blue), zirconia ceramic sleeve	5F100-2LC
[K] 12-Fiber, OS2, Duplex SC/APC (green), zirconia ceramic sleeve	5F100-2VC
[L] 6-Fiber, ST MM/SM (black), zirconia ceramic sleeve	5F100-6MT
[M] 8-Fiber, ST MM/SM (black), zirconia ceramic sleeve	5F100-8MT
[N] Blank (black)	5F100-PLT
SDX FIBER ADAPTER PLATES, METAL	
16-Fiber, OM3 & OM4, Duplex LC (aqua), zirconia ceramic sleeve*	5F100-16A
16-Fiber, OS2, Duplex LC (blue), zirconia ceramic sleeve*	5F100-16Z
[O] 6 Simplex MTP® (black), key up/key down	5F100-6MP
6 Simplex MTP (black), key up/key up*	5F100-6MB
[P] 8 Simplex MTP (black), key up/key down	5F100-8MP
8 Simplex MTP (black), key up/key up*	5F100-8MB
[Q] 6-Position QuickPort™ (black), empty	5F100-6QP

* = Minimum order quantity and lead times may apply.

SPOTLIGHT

SDX Precision-Molded Adapter Plates



Traditional adapter plate construction typically uses independent couplers inserted in a metal plate that often results in a “rattling” of components. Leviton SDX Adapter Plates eliminate rattling and loose-fitting adapters by using precision molding and integrated adapters, improving the overall performance, functionality, and quality of construction. All multimode and single-mode SDX plates feature zirconia ceramic sleeves, providing high performance and low insertion loss (recommended for applications requiring 10 Gb/s and higher).

SDX PLATFORM | MTP® Cassettes



A



B



SDX Cassette MTP-LC Shuttered Single-Mode

SDX Platform

FIBER

SDX MTP CASSETTES

- Plug-n-play cassettes eliminate the need for field termination or splices
- Bend-insensitive fiber used in OM3/OM4 cassette
- All premium 12-fiber Base 12 MTP cassettes use low-loss MTP connectors
- Low insertion loss of 0.5 dB maximum
- 100% factory tested with test results included with each cassette
- LC internal shutters minimize dust and provide eye protection
- Universal polarity design, works in conjunction with Method B trunks



SDX CASSETTES, COMMON CONFIGURATIONS

DESCRIPTION	PART NO.
12-Fiber SDX MTP Cassette, MTP-LC, shuttered	FM-*012CSACO+
[A] 12-Fiber SDX MTP Cassette, MTP-SC	FM-*012BACO+
[B] 24-Fiber SDX MTP Cassette, 2x12F MTP-LC, shuttered	FM-*024CSACO+

* = Fiber type: A = OS2, E = OM3, F = OM4,

+ = Polarity: A=Method A, C=Method C, BC = Method B (core), BE = Method B (edge), U=Universal. For Method B, each channel must have 1 core and 1 edge cassette.

Make-to-Order! MTP CASSETTE OPTIONS

FIBER TYPE	FIBER COUNT	CONNECTOR TYPE	MTP TYPE (REAR)	POLARITY
<ul style="list-style-type: none"> • OM3 • OM4 • OS2 	<ul style="list-style-type: none"> • 12 • 24 	<ul style="list-style-type: none"> • LC • LC Shuttered • LC/APC • LC/APC Shuttered • SC • SC/APC 	<ul style="list-style-type: none"> • 12-Fiber MTP (male) Base 12 	<ul style="list-style-type: none"> • MTP Method A • MTP Method B, core • MTP Method B, edge • MTP Method C • Universal

For MTP Method B polarity, you must order one each of the Core and Edge cassettes.


For assistance customizing your cassettes, please visit Leviton.com/configurator or call Tech Support at (800) 824-3005.


SDX PON SPLITTER MODULE

- Permits low optical loss for passive optical network layouts
- Cassette includes SC/APC connector on fiber lead
- Fits SDX wall- and rack-mount enclosures

SDX PON SPLITTER CASSETTES

DESCRIPTION	PART NO.
SDX Splitter, 1 x 16, SC/APC, 3-foot leg	PLC16-003
SDX Splitter, 2 x 16, SC/APC, 3-foot leg	PLC26-003
SDX Splitter, 1 x 32, SC/APC, 3-foot leg	PLC12-003
SDX Splitter, 2 x 32, SC/APC, 3-foot leg	PLC22-003





PRECISION-MOLDED SPLICE TRAYS

- 12-fiber mini and 24-fiber high-density splice trays
- Protect and manage heat-shrink-style spliced fibers
- Heat-shrink splice sleeves included
- Ratchet-action clamps with foam-rubber padding minimize damage to fibers
- Compatible with Leviton SDX 2000i and 1000i Enclosures, SDX and LightSpace™ Wall-Mount Enclosures
- 24-fiber splice tray (T5PLS-24F) compatible with HDX frame splice deck
- 12-fiber splice tray compatible with Leviton network interface devices (NIDs); when stacking splice trays, only use lids on top tray

SDX 12- & 24-FIBER SPLICE MODULES

- Integrate fiber adapter bulkhead (12 or 24 fibers) and splice holders, eliminating the need for splice trays
- Individual compartments provide slack storage and bend radius guides for respective backbone cable, 900 µm tight-buffer pigtails, and fusion-spliced fibers
- Modular design allows for ease of maintenance of individual spliced fiber and allows for scaling up without impacting existing fibers

SPLICE TRAYS

DESCRIPTION	PART NO.
[A] 12-Fiber Molded Splice Tray, 3.74" W x 5.59" L x 0.56" H (includes 14 heat-shrink splice sleeves)	T5PLS-12F
12-Fiber Metal Splice Tray, 4" W x 7" L x 0.35" H, heat shrink (plastic)	T47HS-P06
12-Fiber Metal Splice Tray, with standoff 4" W x 7" L x 0.57" H, heat shrink (plastic)	5T000-00T
[B] 24-Fiber Molded Splice Tray, 4.5" W x 7.63" L x 0.50" H (includes 26 heat-shrink splice sleeves)	T5PLS-24F
[C] 72-Fiber Mass Fusion Ribbon Metal Splice Tray, quartz, 6" W x 10" L x 0.35" H	T6XRB-40Q
Splice Tray Mounting Hardware Kit	SPLMT-HKT

SDX 12- & 24-FIBER SPLICE MODULES

[D] 12-Fiber, LC (includes splice sleeves)*	SPLCS-12x
24-Fiber, LC (includes splice sleeves)*	SPLCS-24x
[E] 12-Fiber, SC (includes splice sleeves)*	SPSCS-12x


x = OM3 (A), OM4 (4), OS2 (L), APC OS2 (V)


Note: Splice tray mounting hardware sold separately except as noted.

SPOTLIGHT

SDX Fiber Splice Modules

SDX 12- and 24-Fiber Splice Modules protect and organize heat-shrink fusion-spliced fibers inside a fiber enclosure. Splice modules eliminate the need for individual splice trays within a fiber enclosure and provide optimal organization and slack management of fibers. Plus, the modular design enables faster field splicing and simple management of pigtails within the housing.





UNIVERSAL CABLE CLAMP KITS

- Minimize excessive pulling, bending, and crushing
- Enclosure-mount kits make cable identification easy and decrease need for tie-wraps inside enclosure
- Rack-Mount Kit ideal for vertical strain relief and strain relief at top or bottom of rack
- Compatible with UHDx and SDx rack-mount enclosures

SDX ENCLOSURE CABLE MANAGEMENT

- Fiber Cable Management Rings secure fiber slack; come in kit of four quarter-round rings
- Patch Cord Management Trays route and organize cables
- Trays mount directly to enclosures and do not require additional rack space


HDX RETROFIT TRAY & HDX-TO-SDX ADAPTER BRACKET

- Retrofit trays allow upgrade of SDx enclosures to accept HDx cassettes and adapter plates
- Trays allow for up to 96 LC fibers per RU
- Tray available for 1RU and 2RU 2000i and 1000i SDx enclosures
- HDx-to-SDx Adapter Bracket upgrades SDx Enclosures to accept two HDx cassettes per bracket

UNIVERSAL PATCH CORD CABLE MANAGERS

- 0RU cable managers transition patch cords from horizontal to vertical pathway
- 1RU and 2RU cable managers provide protection and routing of patch cords for flat panels

SPOTLIGHT Patch Cord Management Tray



Patch Cord Management Trays help route and organize cables on Leviton flat panels and 500i SDx Enclosures. The trays feature identification labels and front saddles that pivot for easier routing. Because they mount directly to the front of the enclosures, they do not require additional rack space. Available in 1RU and 2RU sizes, the trays can be used with any Leviton 1RU flat panel or 500i SDx Enclosure, and 2RU trays can be used with 3RU 500i SDx enclosures.

ACCESSORIES		AVAILABLE FOR			
		2000i SDX	1000i SDX	500i SDX	WALL-MOUNT SDX
DESCRIPTION	PART NO.				
[A] Universal Clamp Kit, single cable grommet (for enclosure mounting)	5RCMP-KIT	X	X	X	X
Universal Clamp Kit, multiple cable grommet (for enclosure mounting)	5RCMP-KT2	X	X	X	X
[B] Universal Clamp Kit, single and multiple cable grommet (for rack mounting)	5RCMR-KIT	X	X	X	
1RU 23" Rack and Cabinet Mounting Bracket [^]	5R1RU-023	X	X		
[C] Fiber Cable Management Quarter-Round Ring Kit (bag of four) [^]	5R100-14R	X	X	X	
Lock and Key for Rack-Mount and Wall-Mount Enclosures	5L000-KAL		X		X
[D] HDX Retrofit Sliding Tray 1RU	5R1UR-TRY	X	X		
HDX Retrofit Sliding Tray 2RU	5R2UR-TRY	X	X		
[E] HDX-to-SDX Adapter Bracket	HDXAD-ACC	X	X	X	X
[F] 1RU Patch Cord Management Tray, for use with any flat panels	5R1UX-CMT			X	
[G] 2RU Patch Cord Management Tray, for use with any flat panels	5R2UX-CMT			X	
[H] 0RU Patch Cord Managers, bag of 2	5RCMT-VFG	X	X	X	
DIN Rail Bracket Kit (for mini enclosure only)	DNRAL-ACC				X
0RU Mounting Bracket, bag of 2 (for mini enclosure only)	5WMNB-ACC				X
Grounding Kit	DPGRD-KIT	X	X	X	X

[^] = Lead times may apply.

SPOTLIGHT Cable Clamp Kits



Cable clamp kits minimize excessive pulling, bending, and crushing forces on cable. The Enclosure-Mount Universal Clamp Kit makes it easy to identify cables and decreases the need for tie-wraps inside the enclosure. The kit also creates a transition point from jacketed cable to buffered fiber or subunits. The Rack-Mount Universal Clamp Kit is ideal for vertical strain relief and strain relief at the top or bottom of a rack/cabinet. Use it for installations with minimal vertical cable pathways and little space for an enclosure-mount cable clamp kit.

Rack-Mount Universal Clamp Kit Installed



Enclosure-Mount Universal Clamp Kit Installed




FEATURED PRODUCTS

Panels **B31**

Cassettes **B32**

e2XHD Snap-In Cassette Patching Platform

The e2XHD Copper and Fiber Patching Platform is an easy-to-connect, high-density solution for enterprise and data center applications, where fast deployment and simple maintenance are critical. The system includes 1RU high-density panels, copper and fiber snap-in cassettes, and accessories for additional cable protection and management. The e2XHD cassettes quickly snap in and pull out of the panels, making installation, moves, adds, and changes easier than ever. **For copper cassettes, see page A13.**



e2XHD Patching Platform

FIBER

e2XHD HIGH-DENSITY PATCH PANELS

High-density panels allow patching for up to 48 duplex fiber channels in a 1RU panel.



e2XHD MTP-MTP Pass-Through Cassette



e2XHD MTP-MTP Fiber Cassette, Core



e2XHD FIBER CASSETTES

Fiber MTP® Cassettes provide a simple migration path to 40 or 100 Gb/s networks. The cassettes are pre-terminated and available in 12 or 24 fibers, OM3, OM4, or OS2 single-mode.

The e2XHD Fiber Cassette features an MTP adapter that swivels to three positions for easier cable routing. Used in conjunction with the patching system's rear cable manager and cable management rings, the adapter delivers an ideal solution for eliminating cable tension and ensuring proper bend radius.




e2XHD 12-Fiber QuickPort™ LC Shuttered Cassette, OM3/OM4

WATCH: TRAINING VIDEOS



Leviton.com/ns/videos
"e2XHD Cassette-Based Patching System"

e2XHD SNAP-IN CASSETTE PATCHING PLATFORM | Panels, Cable Managers, Covers & Tools



HIGH-DENSITY PANELS

- Allows for UTP, shielded, and fiber in the same panel
- 1RU panels hold up to 8 single-height fiber cassettes (48 fiber channels)
- Alignment tabs on panels ensure upright insertion of cassettes
- Mount on standard 19-inch racks or cabinets

ANGLED PANEL COVER

- Uses no additional rack space
- Minimizes dust and debris behind panels
- Attaches directly to e2XHD Angled Panel
- Can be retrofitted after panel is installed
- Can be used for top and bottom of panels

REAR CABLE MANAGERS

- Support both fiber and copper cables
- Cable management rings included to help manage and route incoming fiber cables
- Multiple tie down points for VELCRO® Brand ties
- Optional Clamp Kits available to provide cable strain relief for incoming cables
- Flat Panel Manager mounts to rack or cabinet; screws included
- Angled Panel Manager attaches directly to panels




e2XHD Snap-In Cassette Patching System for copper applications on page A13.

e2XHD PANELS, CABLE MANAGERS, COVERS & TOOLS

DESCRIPTION	PART NO.
[A] 1RU 48-Port e2XHD Angled High-Density Panel, supports UTP, shielded, and fiber media	E2X1A-S48
[B] 1RU 48-Port e2XHD Flat High-Density Panel, supports UTP, shielded, and fiber media	E2X1F-S48
e2XHD Rear Cable Manager for Angled Panel, with fiber storage rings (four quarter-round rings)	E2XHD-CMB
[C] e2XHD Rear Cable Manager for Flat Panel, with fiber storage rings (four quarter-round rings)	E2X1F-CMB
[D] e2XHD Angled Panel Cover	E2XHD-COV
[E] e2XHD Cassette Blank	E2XHD-BLK
QuickPort™ Insert Removal Tool	E2XHD-JRT
[F] Universal Clamp Kit, single cable Grommet (mounts to Rear Cable Manager)	5RCMP-KIT
Universal Clamp Kit, multiple cable Grommet (mounts to Rear Cable Manager)	5RCMP-KT2
Universal Clamp Kit, single and multiple cable Grommet (for rack mounting)	5RCMR-KIT
[G] e2XHD Label Kit (4 pack)*	E2XHD-LBL

+ = Label kit occupies one row of panel.

e2XHD SNAP-IN CASSETTE PATCHING PLATFORM | Cassettes



FIBER CASSETTES

- Easy to migrate from 10 to 25, 40 and 100 Gb/s when used with Opt-X™ Unity Ultra Low Loss trunks, harnesses, and patch cords
- Used exclusively with e2XHD panels
- Available in MTP-MTP or MTP-LC
- Available in Base 8, Base 12, Base 24 in OM3, OM4, OS2
- MTP® adapter swivel allows for easy cable routing and proper bend radius
- QuickPort™ MTP-LC Cassette uses QuickPort modular fiber adapters; can be removed with QuickPort Connector Removal Tool
- All cassettes use either 24-fiber or 12-fiber low-loss MTP connectors
- Conversion cassettes for 40 to 100 Gb/s channels connecting QSFP+ to SFP+ transceivers, or 120G to 10G channels connecting MXP ports to SFP+ transceivers
- LC internal shutters minimize dust and provide eye protection
- Universal polarity design, works in conjunction with Method B trunks



e2XHD PATCHING SYSTEM CASSETTES

DESCRIPTION	PART NO.
[A] 24-Fiber, MTP-LC, shuttered, adapter cassette, core (2x12 fiber MTP)	(see options below)
[B] 12-Fiber, OS2, MTP-LC, shuttered, adapter cassette, core (1x12 fiber MTP)	(see options below)
[C] 24-Fiber, MTP-MTP, adapter cassette, core (1x24 fiber MTP)	(see options below)
24-Fiber, MTP-LC, shuttered, adapter cassette, edge (2x12 fiber MTP)	(see options below)
[D] 24-Fiber, MTP-MTP, adapter cassette, edge (2x12 fiber MTP)	(see options below)
12-Fiber, OM3 and OM4, LC (aqua), shuttered, adapter cassette	E2XLC-SAQ
[E] 12-Fiber, OS2, LC (blue), shuttered, adapter cassette	E2XLC-SBL
12-Fiber, OS2, LC/APC, shuttered (green), adapter cassette	E2XLC-SGR
[F] MTP-MTP passthrough, adapter cassette, four key-up/key-down adapters	E2XHD-4MP
MTP-MTP passthrough, adapter cassette, four key-up/key-up adapters	E2XHD-4MB

e2XHD PATCHING SYSTEM CONVERSION CASSETTES


[G] 8-Fiber, MTP-LC shuttered (40G to 10G OM3) adapter cassette	FME2XHD-x008CSKQDJ
24-Fiber, MTP-LC shuttered (120G to 10G OM3), adapter cassette	FME2XHD-x024CSHQES4

x = Fiber Type = OM3 (E), OM4 (F), OS2 (A)

Make-to-Order! e2XHD MTP FIBER CASSETTE OPTIONS

FIBER TYPE	FIBER COUNT	CONNECTOR TYPE	MTP TYPE (REAR)	POLARITY
• OM3	• 8	• LC	• 8-Fiber MTP (male) Base 8	• Method A
• OM4	• 12	• LC Shuttered	• 12-Fiber MTP (male) Base 12	• Method B, core
• OS2	• 24	• 8-Fiber MTP (female)	• 24-Fiber MTP (male) Base 24	• Method B, edge
				• Method C
				• Universal
				• Conversion

For assistance customizing your cassettes, please visit Leviton.com/configurator or call Tech Support at (800) 824-3005.



FEATURED PRODUCTS

Enclosures **B34**

Adapter Plates
B36

Splice Trays **B37**

Splice Sleeves
& Enclosure
Accessories **B38**

LightSpace™ Platform

Leviton offers a wide range of enclosures designed to protect, manage, and organize fiber splices across various indoor and outdoor environments. Specifically designed to meet the requirements of service providers large and small, LightSpace enclosures are ideal for central-office, outside-plant, and fiber-to-the-premises applications.



LightSpace Platform
FIBER

KEY FEATURES

- Constructed of high-strength aluminum, powder-coated central-office white
- Mounts on standard 19- and 23-inch racks and cabinets
- Accepts LightSpace adapter plates (see page B36)

RECOMMENDED APPLICATIONS:

Central Office or Head End, CLEC
19" and 23" Racks and Cabinets

DP SERIES OPTICAL DISTRIBUTION ENCLOSURES

- Removable front door
- Rear door with key lock option
- Upper and lower patch cord bend radius brackets

DPS & DPC SERIES OPTICAL SPLICE ENCLOSURES

- Front accessibility to splice trays
- Removable front door with key lock option
- Rear door with key lock option

LIGHTSPACE DP OPTICAL DISTRIBUTION ENCLOSURES, STANDARD PART NUMBERS

DESCRIPTION	MAXIMUM CAPACITY						PART NO.
	FIBERS (USING LC)	ADAPTER PLATES	AND	SPLICE TRAYS*	SINGLE FIBER	RIBBON FIBER	
3RU DP-525 Enclosure, empty [^]	144	6		N/A	N/A	N/A	DP03U-STD
[A] 4RU DP-700 Enclosure, empty [^]	288	12		N/A	N/A	N/A	DP04U-STD
6RU DP-105 Enclosure, empty [°]	288	12		N/A		N/A	DP06U-STD

LIGHTSPACE DPS OPTICAL SPLICE ENCLOSURES, STANDARD PART NUMBERS

3RU DPS-525 Enclosure, empty	N/A	N/A		4	96	288	DPS3U-STD
[B] 4RU DPS-700 Enclosure, empty	N/A	N/A		6	144	432	DPS4U-STD
6RU DPS-105 Enclosure, empty	N/A	N/A		12	288	864	DPS6U-STD

LIGHTSPACE DPC OPTICAL DISTRIBUTION & SPLICE ENCLOSURES, STANDARD PART NUMBERS

6RU DPC-525 Enclosure, empty [^]	144	6		4	96	288	DPC6U-033
[C] 8RU DPC-700 Enclosure, empty [^]	288	12		6	144	432	DPC8U-STD
12RU DPC-105 Enclosure, empty [°]	288	12		12	288	864	DPC12-066

* = Maximum splice tray capacity is limited by height of selected splice tray.

[^] = Accepts LightSpace (LGX® footprint) 6- or 8-pack adapter plates.

[°] = Accepts LightSpace 12-pack adapter plates.



A Pigtails, splice tray, and adapter plate sold separately.



B



C

LIGHTSPACE NETWORK INTERFACE DEVICES (NIDS)

- 3500 and 502H models have upper-hinge doors
- 530 model has a left-hinge door
- 502H and 3500 models have padlock provision for added security
- Accepts LightSpace adapter plates (see page B36)
- Accepts 12-fiber molded splice tray T5PLS-12F
- Ideal for MDUs or single-family home environments


RECOMMENDED APPLICATIONS:

- Demarcation Point
- Telecommunications Room
- Equipment Room
- Wall Mount

NETWORK INTERFACE DEVICES (NID), STANDARD PART NUMBERS

DESCRIPTION	MAXIMUM CAPACITY					PART NO.	
	FIBERS (USING LC)	ADAPTER PLATES	AND	SPLICE TRAYS*	OR		MTP® CASSETTES
[A] LightSpace NID 3500, double doors, upper hinge, empty	12	1		1		N/A	N3500-STD
[B] LightSpace NID 502H, single door, upper hinge, empty	12	1		1		N/A	N502H-STD
[C] LightSpace NID 530, single door, left hinge, empty	8	0**		1		N/A	N5300-STD

* = Accepts 12-fiber Molded Splice Tray T5PLS-12F (page B26).
 ** = Accepts 2 individual adapters (LC Duplex/SC Simplex).



LIGHTSPACE ADAPTER PLATES

- Industry-standard style (LGX® footprint) adapter plates fit in all LightSpace wall-mount and rack-mount enclosures, and NIDs
- Captive push/pull fasteners allow for quick, tool-free installation and removal
- Available in six, eight, and twelve packs
- Available in LC, SC, ST, and MTP®


LIGHTSPACE RACK-MOUNT ENCLOSURE FIBER DENSITY CHART

OPTICAL DISTRIBUTION ENCLOSURES		
DP/DPC 525	DP/DPC 700	DP/DPC 105
Holds up to six 6-pack or six 8-pack plates 6-Pack = up to 36 fibers 8-Pack = up to 48 fibers Duplex 6-Pack = up to 72 fibers Quad 6-Pack = up to 144 fibers	Holds up to twelve 6-pack or twelve 8-pack plates 6-Pack = up to 72 fibers 8-Pack = up to 96 fibers Duplex 6-Pack = up to 144 fibers Quad 6-Pack = up to 288 fibers	Holds up to twelve 12-pack plates 12-Pack = up to 288 fibers

LIGHTSPACE FIBER ADAPTER PLATES

DESCRIPTION	OM1 PHOSPHOR BRONZE SLEEVE (BEIGE)	OM3 & OM4 ZIRCONIA CERAMIC SLEEVE (AQUA)	OS2 ZIRCONIA CERAMIC SLEEVE (BLUE)	OS2 ZIRCONIA CERAMIC SLEEVE (GREEN)
12-Fiber, Duplex LC	[A] APLW6-LDM	APLW6-LDL*	APLW6-LDS	—
24-Fiber, Quad LC	APLW6-LQM*	[B] APLW6-LQL*	APLW6-LQS*	—
24-Fiber, Duplex LC (DP or DPC 105 enclosure only)	APL12-LDM*	—	[C] APL12-LDS*	—
6-Fiber, SC	[D] APLW6-SCM	—	APLW6-SCS	—
6-Fiber, SC/APC	—	—	—	[E] APLW6-SCA
12-Fiber, Duplex SC	[F] APLW6-SDM	—	APLW6-SDS	—
12-Fiber, Duplex SC/APC	—	—	—	APLW6-SDA*
8-Fiber, SC	APLW8-SCM*	—	[G] APLW8-SCS	—
8-Fiber, SC/APC	—	—	—	[H] APLW8-SCA
12-Fiber, SC (DP or DPC 105 enclosure only)	APL12-SCM*	—	[I] APL12-SCS*	—
12-Fiber, SC/APC (DP or DPC 105 enclosure only)	—	—	—	APL12-SCA*
DESCRIPTION			PHOSPHOR BRONZE SLEEVE	ZIRCONIA CERAMIC SLEEVE
6-Fiber, ST, MM/SM			APLW6-STM	[J] APLW6-STS
8-Fiber, ST, MM/SM			APLW8-STM	APLW8-STS
12-Fiber, ST (beige), MM/SM (DP or DPC 105 Enclosure only)			APL12-STM*	[K] APL12-STS*
DESCRIPTION				PART NO.
LightSpace Adapter Plates, 6 Simplex MTP®, key up/key down				[L] APLW6-6MP*
LightSpace Adapter Plate, blank, metal				[M] APLW6-BLK
LightSpace Adapter Plates, blank (DP or DPC 105 enclosure only)				APL12-BLK*

* = Minimum order quantity and lead times may apply.




METAL SPLICE TRAYS

- For heat shrink splices
- Mounting holes with space blocks prevent fiber damage
- Compatible with SDX and LightSpace™ enclosures
- Splice tray selector is available online at Leviton.com/configurator
- Heat-shrink fusion-splice sleeves sold separately
- T6XRB-40Q can also be mounted in SDX Wall Mount Enclosures

For assistance ordering your splice trays, visit Leviton.com/configurator or call Tech Support at (800) 824-3005.

METAL SPLICE TRAYS	
DESCRIPTION	PART NO.
[A] 12-Fiber LightSpace Mini Splice Tray, 4" W x 7" L x 0.35" H, heat shrink (plastic)	T47HS-P06
12-Fiber LightSpace Mini Splice Tray, with standoff 4" W x 7" L x 0.57" H, heat shrink (plastic)	5T000-00T
[B] 12-Fiber LightSpace Standard Splice Tray, 5" W x 11.75" L x 0.35" H, heat shrink (plastic)	T5LHS-P06
[C] 24-Fiber LightSpace High-Density Splice Tray, 5" W x 11.75" L x 0.35" H, heat shrink (plastic)	T5LHS-B12
RIBBON-STYLE SPLICE TRAYS	
[D] 72-Fiber Mass Fusion Ribbon Metal Splice Tray, quartz, 6" W x 10" L x 0.35" H	T6XRB-40Q

Note: Splice tray mounting hardware sold separately except as noted. Additional configurations available including mechanical splice. Contact Inside Sales at (800) 722 2082 for more information.



FUSION SPLICE SLEEVES

- Standard and slim in 40 mm and 60 mm lengths
- Precise lengths free of all burrs and sharp edges
- Clear outer tube for viewing fiber color

LIGHTSPACE ENCLOSURE ACCESSORIES

Select cable clamp kits, key locks, strain-relief options, or grounding solutions.

FUSION SPLICE SLEEVES				
DESCRIPTION		STANDARD 50/PACK	SLIM 50/PACK	RIBBON 25/PACK
LightSpace Fusion Splice Sleeve, 60 mm	[A]	FSSSD-060	FSSSL-060	—
LightSpace Fusion Splice Sleeve, 40 mm		FSSSD-040	FSSSL-040	—
LightSpace Fusion Ribbon Splice Sleeve, 40 mm		—	—	FSSRB-P40

LIGHTSPACE DP, DPS & DPC SERIES ACCESSORIES	
DESCRIPTION	PART NO.
[B] LightSpace Cable Clamp Kit (.25"-1.25" diameter)	DPCMP-UNV
[C] LightSpace Key Lock Kit	DPLOK-KIT
[D] LightSpace Grounding Kit	DPGRD-KIT

SPLICE TRAY	RECOMMENDED SPLICE SLEEVE
T47HS-P06	FSSSD-040
5T000-00T	FSSSD-040

SPLICE TRAY	RECOMMENDED SPLICE SLEEVE
T5LHS-P06	FSSSD-060

SPLICE TRAY	RECOMMENDED SPLICE SLEEVE
T5LHS-B12	FSSSD-040
T6XRB-40Q	FSSRB-P40



FEATURED PRODUCTS

Pre-Terminated Trunk Cables **B41**

Harnesses **B45**

Array Cords **B47**

Premium & Economy Fiber Optic Cable Assemblies **B49**

Pre-Terminated Cable Assemblies

Simplify fiber connection and termination with Leviton cable assemblies. Choose from a wide selection of patch cords, and take advantage of our Opt-X™ Unity Ultra Low Loss assemblies to future-proof your critical networks. Pre-terminated trunk cables and harnesses, plus multimode, single-mode, and pigtail assemblies are all made to customer specifications. Choose cable type, connector combinations, length, mode, and more. **Configure online at [Leviton.com/configurator](https://www.leviton.com/configurator).**

BUILD YOUR OWN PRODUCTS WITH THE LEVITON MAKE-TO-ORDER PROGRAM

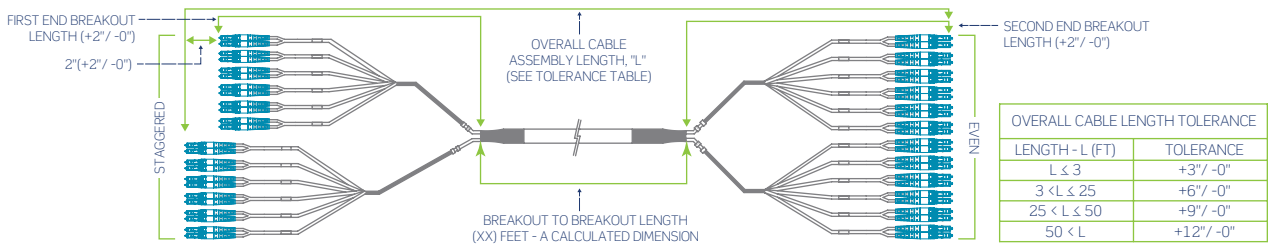
We've made building the exact solution for your network quicker and easier than ever. Rely on our innovative online custom configurators for a wide variety of fiber and copper products.

MAKE-TO-ORDER CABLE ASSEMBLIES

Pre-Terminated Fiber Trunks | MTP® Harnesses
Fiber Optic Patch Cords | Pigtails



FIBER TRUNK CABLE DIAGRAM (CUSTOMIZE AT LEVITON.COM/CONFIGURATOR)



Our engineers can also work with you to design and manufacture a solution that meets your specific application needs. For questions or assistance configuring your products, please call **NETWORK SOLUTIONS TECH SUPPORT AT (800) 824-3005**.

CABLE ASSEMBLIES INSERTION LOSS

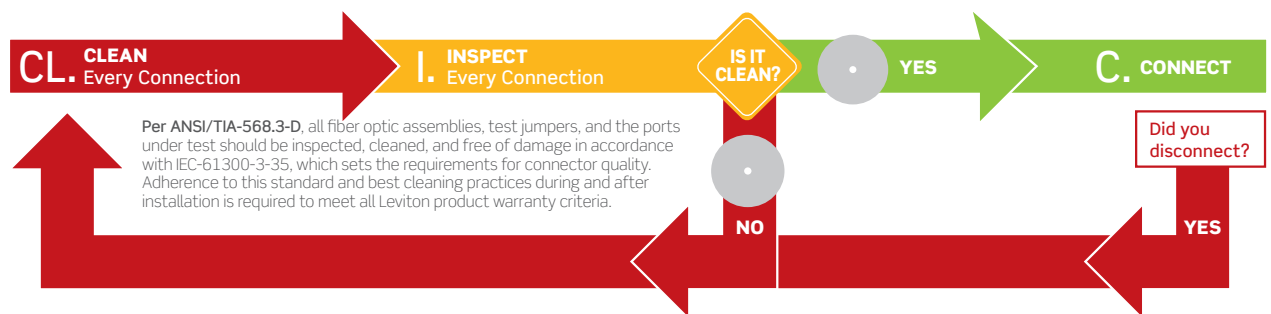
Offering the most options to reuse your fiber backbone over multiple network upgrades, Opt-X™ Unity Ultra Low Loss is the first complete single-mode and multimode 24-, 12, and 8-fiber solution with ultra low loss connectivity. The Opt-X Enterprise DC Low Loss system offers 8- and 12-fiber low loss options designed to maximize your network return on infrastructure investment.

	CABLE ASSEMBLY CONNECTORS			
	UNITY ULTRA LOW LOSS		ENTERPRISE DC LOW LOSS	
	MM	SM	MM	SM
MTP 8-Fiber	0.20	0.35	—	—
MTP 12-Fiber	0.20	0.35	0.35	0.35
MTP 24-Fiber	0.35	0.35	—	—
LC Unibody	—	—	0.15	0.25
LC Duplex	—	—	0.25	0.25
SC Duplex	—	—	0.25	0.25

	MTP TO LC CASSETTES				MTP TO MTP CASSETTES			
	UNITY ULTRA LOW LOSS		ENTERPRISE DC LOW LOSS		UNITY ULTRA LOW LOSS		ENTERPRISE DC LOW LOSS	
	MM	SM	MM	SM	MM	SM	MM	SM
Base 24	0.50	0.50	—	—	0.75	0.75	—	—
Base 12	0.35	0.50	0.50	0.90	0.55	—	0.75	0.75
Base 8	0.35	0.50	—	—	—	—	—	—

SPOTLIGHT

Before you Connect – CL.I.C. [For more information, visit Leviton.com/clc]



PRE-TERMINATED CABLE ASSEMBLIES |

Pre-Terminated Trunk Cables > Opt-X™ Unity Ultra Low Loss



OPT-X UNITY ULTRA LOW LOSS PRE-TERMINATED TRUNK CABLES

- Multimode and single-mode MTP-to-MTP trunk cables support 40 to 100, 200, and 400 Gb/s speeds
- MTP connectors available for Base 8, Base 12 and Base 24 configurations
- Migration solution to 40, 100, 200, and 400 Gb/s from existing 10 Gb/s networks
- Up to 70% faster install than field-terminated trunks
- MTP polarity options are TIA methods A, B, or C (Method B is standard)
- 100 percent factory tested, with test results included for each assembly
- All assemblies labeled with serial number and length for traceability and easy re-order

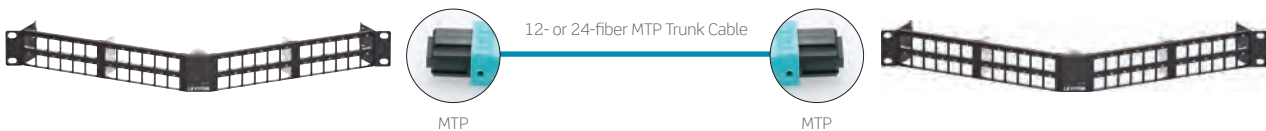


See page B8 for Opt-X Unity — Ultra Low Loss system overview.

OPT-X UNITY ULTRA LOW LOSS FIBER INSERTION LOSS PERFORMANCE (dB)

CONNECTOR MATED PAIRS	MULTIMODE		SINGLE-MODE
	8- & 12-Fiber ULL	24-Fiber Max IL	8, 12 & 24-Fiber Max IL
MTP	0.20	0.35	0.35

SPOTLIGHT Multimode Migration Path to 40, 100, 200, and 400Gb/S



Leviton pre-terminated MTP solutions offer an ideal migration path from 10 or 25 to 40 and 100 Gb/s channels. The Opt-X Unity — Ultra Low Loss system features MTP trunks, harnesses, array cords, adapter plates, and cassettes to help future-proof your networks. The Opt-X Unity — Ultra Low Loss system is fully compatible with UHDX, HDX, SDX, and e2XHD (shown) footprints.

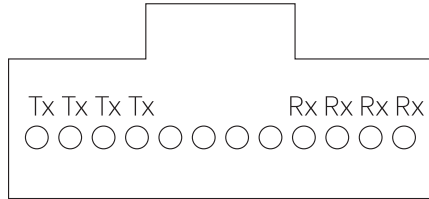


10G or 25G
Leviton components for a 10 or 25 Gb/s channel include MTP-LC SDX, e2XHD, or HDX cassettes, and LC duplex patch cords.

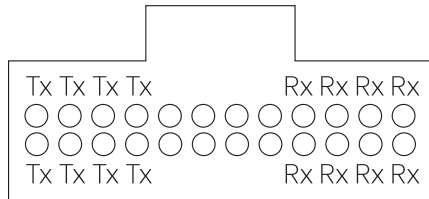
40G
Migration from 10 or 25 to 40 and 100 Gb/s system replaces LC with MTP components, such as 2x12-fiber to 3x8-fiber MTP cassettes and 8-fiber MTP array cords.

100G
Moving from 40 to 100 Gb/s replaces MTP cassettes with MTP adapter plates and uses 24-fiber MTP array cords.

MTP® LANE ASSIGNMENTS FOR 40/100/200 & 400 GB/S




QSFP 40GBASE-SR4, QSFP28 100GBASE-SR4,
100G-PSM4, 200G-SR4, 400G-DR4,
400G-SR4.2



2x100G-PSM4, 2x100G-SR4

COLOR-CODED BOOTS ON MTP



OPT-X UNITY ULTRA LOW LOSS MTP TRUNKS, EXAMPLE PART NUMBERS

DESCRIPTION	PART NO.
24-Fiber, OS2, 24F MTP - 24F MTP, SJP Plenum, 50 feet, pulling eye	FTU-AW4024JJ050F38C38CY-NNBS
24-Fiber, OM4, 24F MTP - 24F MTP, SJP Plenum, 50 feet, pulling eye	FTU-FW4024JJ050F38C38CY-NNBS
48-Fiber, OS2, 24F MTP - 24F MTP, SJP Plenum, 50 feet, pulling eye	FTU-AW4048JJ050F38C38CY-NNBS
48-Fiber, OM4, 24F MTP - 24F MTP, SJP Plenum, 50 feet, pulling eye	FTU-FW4048JJ050F38C38CY-NNBS
144-Fiber, OS2, 24F MTP - 24F MTP, SJP Plenum, 50 feet, pulling eye	FTU-AW4144JJ050F38C38CY-NNBS
144-Fiber, OM4, 24F MTP - 24F MTP, SJP Plenum, 50 feet, pulling eye	FTU-FW4144JJ050F38C38CY-NNBS

Make-to-Order! OPT-X UNITY ULTRA LOW LOSS MTP TRUNK CABLE OPTIONS

FIBER TYPE	CABLE TYPE	FIBER COUNT	TERMINATION	CABLE LENGTH	BREAKOUT LENGTH (INCHES)	BREAKOUT LEG TYPE FIRST- & SECOND-END TERMINATION	PULLING EYE	1ST & 2ND END STAGGER	POLARITY	LABELING
• OM3	• SJP Plenum (standard)	• 12	FIRST END	• 10-984 ft	• 18-72,	• 3-mm Jacketed 12-fiber	• Yes	• Yes	• MTP Method A	• Standard
• OM4	• MDP Plenum	• 24	• 24-Fiber MTP (male)	• 3-300 m	• 36" typical		• No	• No	• MTP Method B (standard)	• Custom
• OS2	• MDP Plenum Armor	• 48	• 24-Fiber MTP (female), STD						• MTP Method C	
	• Plenum I/O Dry Loose Tube	• 72	• 12-Fiber MTP (male)							
	• Plenum Armor I/O Dry Loose Tube	• 96	• 12-Fiber MTP (female), STD							
		• 144	• 8-Fiber MTP (female)							
			• 8-Fiber MTP (male)							
			SECOND END							
			• 24-Fiber MTP (male)							
			• 24-Fiber MTP (female), STD							
			• 12-Fiber MTP (male)							
			• 12-Fiber MTP (female), STD							
			• 8-Fiber MTP (female)							
			• 8-Fiber MTP (male)							

PRE-TERMINATED CABLE ASSEMBLIES |

Pre-Terminated Trunk Cables > Opt-X™ Enterprise DC Low Loss



MTP®-LC



LC-LC

OPT-X ENTERPRISE DC LOW LOSS PRE-TERMINATED TRUNK CABLES

- An ideal solution for 10 Gb/s and faster network speeds
- Lower insertion loss supports multiple connection points and longer link distances
- Discrete connectors are heat cured and use ceramic ferrules and sleeves for optimal performance
- Optional pulling eye protects connectors and eases installation
- MTP polarity options are TIA methods A, B, or C
- 100 percent factory tested, with test results included for each assembly
- All assemblies labeled with serial number and length for traceability and easy re-order



ENTERPRISE FIBER INSERTION & RETURN LOSS PERFORMANCE

CONNECTOR MATED PAIRS	MULTIMODE		SINGLE-MODE	
	MAX IL	MIN RL	MAX IL	MIN RL
LC Unibody	0.15	≥35	0.25	≥ 55 (60 for APC)
SC	0.25	≥25	0.25	≥45 (60 for APC)
MTP	0.35	≥25	0.35	≥45 (60 for APC)

OPT-X ENTERPRISE DC LOW LOSS TRUNK CABLES, STANDARD EXAMPLE PART NUMBERS

DESCRIPTION	PART NO.
Unibody LC-LC, 12-fiber, OM3, SJP Plenum aqua, 50 feet, pulling eye, Method A-B	FT-EW2012VV050F38B38BY-NNBS
Unibody LC-LC, 12-fiber, OM4, SJP Plenum aqua, 50 feet, pulling eye, Method A-B	FT-FW2012VV050F38B38BY-NNBS
Unibody LC-LC, 24-fiber, OM3, SJP Plenum aqua, 50 feet, pulling eye, Method A-B	FT-EW2024VV050F38B38BY-NNBS
Unibody LC-LC, 24-fiber, OM4, SJP Plenum aqua, 50 feet, pulling eye, Method A-B	FT-FW2024VV050F38B38BY-NNBS
MTP-MTP, 12-fiber, OM3, SJP Plenum aqua, 50 feet, pulling eye, Method B	FT-EW2012LL050F38B38BY-NNBS
MTP-MTP, 12-fiber, OM4, SJP Plenum aqua, 50 feet, pulling eye, Method B	FT-FW2012LL050F38B38BY-NNBS
MTP-MTP, 12-fiber, OS2, SJP Plenum yellow, 50 feet, pulling eye, Method B	FT-AW2012LL050F38B38BY-NNBS

Make-to-Order! OPT-X ENTERPRISE DC LOW LOSS TRUNK CABLE OPTIONS

FIBER TYPE	CABLE TYPE	FIBER COUNT	TERMINATION	CABLE LENGTH (FEET)	BREAKOUT LENGTH (INCHES)	BREAKOUT-LEG TYPE FIRST- & SECOND-END TERMINATION	POLARITY	LABELING
<ul style="list-style-type: none"> • OM3 • OM4 • OS2 	<ul style="list-style-type: none"> • SJP Plenum (standard) • MDP Plenum • MDP Plenum Armor • Plenum I/O Dry Loose Tube • Plenum Armor I/O Dry Loose Tube 	<ul style="list-style-type: none"> • 12 • 24 • 48 • 72 • 96 • 144 	<ul style="list-style-type: none"> • LC, duplex clips • LC/APC • LC Unibody • SC, TIA boots • SC/APC • 12-fiber MTP (female) • 12-fiber MTP (male) • Blunt End 	<ul style="list-style-type: none"> • 1-999 • 10-999 	<ul style="list-style-type: none"> • 18-72 (36" typical) 	<p>FIRST END</p> <ul style="list-style-type: none"> • 900 μm Buffered Fiber, for SC, LC • 2 mm Jacketed Fiber, for LC, SC • 3 mm Jacketed Fiber, for SC, LC, MTP <p>SECOND END</p> <ul style="list-style-type: none"> • 900 μm Buffered Fiber, for SC, LC • 2 mm Jacketed Fiber, for LC, SC • 3 mm Jacketed Fiber, for SC, LC, MTP • None 	<ul style="list-style-type: none"> • MTP Method A • MTP Method B • MTP Method C • A-A • A-B 	<ul style="list-style-type: none"> • Standard • Custom

For assistance customizing your trunk cables, please visit Leviton.com/configurator or call Tech Support at (800) 824-3005.

PLUG-N-PLAY PRE-TERMINATED TRUNK CABLES

- Optical Performance designed for 1 and 10G networks
- Discrete connectors are heat cured and use ceramic ferrules and sleeves for optimal performance
- Optional pulling eye protects connectors and eases installation
- MTP polarity options are TIA methods A, B, or C
- 100 percent factory tested, with test results included for each assembly
- All assemblies labeled with serial number and length for traceability and easy re-order



LC-LC

PLUG-N-PLAY FIBER INSERTION AND RETURN LOSS PERFORMANCE

CONNECTOR MATED PAIRS	MULTIMODE		SINGLE-MODE	
	MAX IL	MIN RL	MAX IL	MIN RL
LC Unibody	0.15	≥35	0.25	≥ 55 (60 for APC)
SC	0.25	≥25	0.25	≥45 (60 for APC)
MTP	0.50	≥25	0.75	≥45 (60 for APC)



Make-to-Order! PLUG-N-PLAY PRE-TERMINATED TRUNK CABLE OPTIONS

FIBER TYPE	CABLE TYPE	FIBER COUNT	TERMINATION (FIRST END)	TERMINATION (SECOND END)	CABLE LENGTH (FEET)	BREAKOUT LENGTH (INCHES)	BREAKOUT-LEG TYPE FIRST- & SECOND-END TERMINATION	PULLING EYE	POLARITY	LABELING
• OM3	• SJP (standard)	• 12	• LC (duplex clips)	• LC (TIA boot colors)	• 10-3280 (1 km)	• 18-72 (36" is typical)	FIRST END • 900 µm Buffered Fiber, for SC, LC	• Yes • No	• MTP Method A	• Standard • Custom
• OM4	• MDP	• 24	• LC/APC	• LC/APC			• 2 mm Jacketed Fiber, for LC, SC, MTP		• MTP Method B	
• OS2	• Indoor/Outdoor Plenum	• 48	• LC (Unibody)	• LC Unibody			• 3 mm Jacketed Fiber, for SC, LC, MTP		• MTP Method C	
	• Indoor/Outdoor Plenum Armor	• 72	• SC	• SC			SECOND END • 900 µm Buffered Fiber, for SC, LC		• A-A • A-B	
	• Indoor/Outdoor Plenum Armor	• 96	• SC/APC	• SC/APC			• 2 mm Jacketed Fiber, for LC, SC, MTP			
	• I/O Dry Loose Tube	• 144	• MTP (female)	• MTP (female)			• 3 mm Jacketed Fiber, for SC, LC, MTP			
			• MTP (male)	• MTP (male)			• None			
				• Blunt End						

SPOTLIGHT

Pulling Eye

For assistance customizing your Opt-X Unity Ultra Low Loss trunks, please visit Leviton.com/configurator or call Tech Support at (800) 824-3005.




Heavy-duty high-tensile load option used for 125 feet and more

The pulling eye protects fiber connectors on 12- through 144-fiber trunk cables. It completely covers the breakout length, transferring any pulling force from the assembly to the pulling eye sleeve. Customers can specify which end to have the pulling eye installed.

Also available: Reduced diameter design when pulling through tight spaces

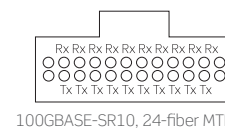
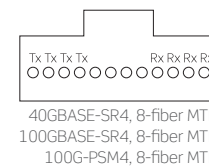
PRE-TERMINATED CABLE ASSEMBLIES |

MTP® Array Harnesses > Opt-X™ Unity Ultra Low Loss



OPT-X UNITY ULTRA LOW LOSS MTP ARRAY HARNESSES

- For use in attaching directly to 40 and 100 Gb/s transceivers
- Pre-terminated MTP-to-MTP connectors in laser-optimized multimode and single-mode fiber
- Custom short-length cable for cabinet/rack patching
- Custom staggering available
- MTP polarity options are TIA method A, B, or C (Method B is standard)
- Used in conjunction with MTP brackets (Zero-U) or adapter plates
- 100 percent factory tested, with test results included for each assembly
- All assemblies labeled with serial number and length for traceability and easy re-order
- Color-coded boots



NOTE: Per IEEE802.3ba

OPT-X UNITY ULTRA LOW LOSS 1-TO-4 CONVERSION FIBER HARNESSES

- Available with multimode or single-mode fiber for channels connecting QSFP+ to SFP+ transceivers
- Breakout 40G and 100G switch ports
- Uses bend-insensitive fiber; lowers risk for pinched cables
- Available with optional reversing polarity LC Uniboot
- Ultra low loss MTP connector performance
- Includes options for HDX and e2XHD systems



Make-to-Order!		OPT-X UNITY ULTRA LOW LOSS MTP ARRAY HARNESS OPTIONS					
FIBER TYPE	CABLE TYPE	FIBER COUNT	TERMINATION (FIRST END)	TERMINATION (SECOND END)	CABLE LENGTH (FEET)	BREAKOUT LENGTH (INCHES)	POLARITY
• OM3	• Harness	• 12	• 24 F MTP (male)	• Premium 24 F MTP (male)	• 3-33	• 1-48	• MTP Method A
• OM4		• 24	• 24 F MTP (female)	• Premium 24 F MTP (female)	• Other		• Method B, Core
• OS2			• 12 F MTP (male)	• 12 F MTP (male)			• Method B, Edge
			• 12 F MTP (female)	• 12 F MTP (female)			• MTP Method C
				• 8 F MTP (male)			• 120G to 40G
				• 8 F MTP (female)			
				• LC (duplex clips)			
				• LC Unibody			

Make-to-Order!		OPT-X UNITY ULTRA LOW LOSS BREAKOUT FIBER HARNESS OPTIONS				
FIBER TYPE	FIBER COUNT	CONNECTOR 1ST END (MTP)	CONNECTORS 2ND END	CABLE LENGTH	BREAKOUT LENGTH (INCHES)	POLARITY
• OM3	• 8	• Male	• LC	• Custom lengths in feet and meters	• 12-48	• 1 to 4
• OM4	• 24	• Female	• LC Unibody		• Other	• 1 to 10
• OS2						• 1 to 12

For assistance customizing your harnesses, please visit Leviton.com/configurator or call Tech Support at (800) 824-3005.

PRE-TERMINATED CABLE ASSEMBLIES | Harnesses > Opt-X™ Enterprise DC Low Loss



OPT-X ENTERPRISE DC LOW LOSS HARNESSSES

- Enterprise array harnesses use pre-terminated MTP-to-MTP connectors in laser optimized multimode
- Pre-terminated MTP-to-discrete connectors (LC, SC) in all fiber types
- Custom short-length cable reduces congestion in cabinet or rack patching applications
- Custom staggering available
- Use as a direct connect into switches and servers
- 100 percent factory tested, with test results included for each assembly
- All assemblies labeled with serial number and length for traceability and easy re-order
- Small diameter cable for dense connectivity
- Available with optional reversing polarity LC Unibody



OPT-X ENTERPRISE DC LOW LOSS HARNESSSES, POPULAR CONFIGURATIONS

DESCRIPTION	8-FIBER	12-FIBER
Fiber Harness, OM3, MTP (female) to LC Unibody, 10 feet, 36 inch Breakout	FH-EH008MV1036K	FH-EH012LV1036A
Fiber Harness, OM4, MTP (female) to LC Unibody, 10 feet, 36 inch Breakout	FH-FH008MV1036K	FH-FH012LV1036A
Fiber Harness, OS2, MTP (female) to LC Unibody, 10 feet, 36 inch Breakout	FH-AH008MV1036K	FH-AH012LV1036A

Make-to-Order! OPT-X ENTERPRISE DC LOW LOSS MTP-TO-DISCRETE HARNESS OPTIONS

FIBER TYPE	CABLE TYPE	FIBER COUNT	TERMINATION	CABLE LENGTH (FEET)	BREAKOUT LENGTH (INCHES)	POLARITY
<ul style="list-style-type: none"> • OM1 • OM3 • OM4 • OS2 	<ul style="list-style-type: none"> • Harness 	<ul style="list-style-type: none"> • 8 • 12 • 24 	<p>FIRST END</p> <ul style="list-style-type: none"> • 8 F MTP (female) • 12 F MTP (male) • 24 F MTP <p>SECOND END</p> <ul style="list-style-type: none"> • LC • LC Unibody • SC 	<ul style="list-style-type: none"> • 5-40 	<ul style="list-style-type: none"> • 12-48 • Other 	<ul style="list-style-type: none"> • MTP Method A • Method B, Core • Method B, Edge • MTP Method C • 1:4 Breakout (40G and 100G)

For assistance customizing your harnesses, please visit Leviton.com/configurator or call Tech Support at (800) 824-3005.

SPOTLIGHT

LC Unibody



New LC Unibody duplex fiber connectors offer better network manageability, simplified polarity reversal, and low insertion loss performance — saving on time and money.


The low-profile connectors have one of the smallest LC designs available, making it ideal for high-density areas with congested patching. They include an easy-grip puller that makes installation and MAC work easy and removes risk of disturbing adjacent mated connectors. The design ensures precise alignment for easy “first try” insertions.

Polarity reversal can be accomplished on site in just seconds without twisting internal fibers or opening the connector. And polarity indicators clearly show when the polarity has been reversed.

PRE-TERMINATED CABLE ASSEMBLIES | MTP® Array Cords > Opt-X™ Unity Ultra Low Loss

Pre-Terminated
Cable Assemblies

FIBER



8-fiber MTP® Array Patch Cord

12-fiber MTP Array Patch Cord

24-fiber MTP Array Patch Cord

24-fiber MTP Array Patch Cord

OPT-X UNITY ULTRA LOW LOSS MTP ARRAY CORDS

- Available in laser-optimized multimode and single-mode fiber
- 8-, 12-, and 24-fiber MTP array cords offer migration path from 10 to 40, 100, 200, and 400 Gb/s networks
- Available in lengths of 1, 2, 3, 5, and 10 meters
- See page B8 for Opt-X Unity — Ultra Low Loss system overview
- Multimode insertion loss: 0.2 dB per 8- and 12-fiber mated pair, 0.35 dB per 24-fiber mated pair



OPT-X UNITY ULTRA LOW LOSS MTP ARRAY CORDS, POPULAR CONFIGURATIONS			
DESCRIPTION	8-FIBER	12-FIBER	24-FIBER
MTP (female) to MTP (female), Method B OM3, 1 meter	UL5L8MM-B001M	UL5L2LL-B001M	UL5L4JJ-B001M
MTP (female) to MTP (female), Method B OM4, 1 meter	UL548MM-B001M	UL542LL-B001M	UL544JJ-B001M
MTP (female) to MTP (female), Method B OS2, 1 meter	ULUP8MM-B001M	ULUP2LL-B001M	ULUP4JJ-B001M

Make-to-Order!		OPT-X UNITY ULTRA LOW LOSS MTP ARRAY CORDS			
FIBER TYPE	FIBER COUNT	FIRST-END TERMINATION	SECOND-END TERMINATION	POLARITY	CABLE LENGTH
• OM3	• 8	• 8F MTP (male)	• 8F MTP (male)	• MTP Method A	• 3-300 feet
• OM4	• 12	• 8F MTP (female)	• 8F MTP (female)	• MTP Method B (standard)	• 1-300 meters
• OS2	• 24	• 12F MTP (male)	• 12F MTP (male)	• MTP Method C	
		• 12F MTP (female)	• 12F MTP (female)		
		• 24F MTP (male)	• 24F MTP (male)		
		• 24F MTP (female)	• 24F MTP (female)		

For assistance customizing your array cords, please visit Leviton.com/configurator or call Tech Support at (800) 824-3005.

PRE-TERMINATED CABLE ASSEMBLIES |

MTP® Array Cords > Opt-X™ Enterprise DC Low Loss



8-fiber MTP Array Patch Cord

12-fiber MTP Array Patch Cord

12-fiber MTP Array Patch Cord

Pre-Terminated
Cable Assemblies

FIBER

OPT-X ENTERPRISE DC LOW LOSS MTP ARRAY CORDS

- An ideal solution for 10 Gb/s and faster network speeds
- Offered in 50/125 μm laser-optimized multimode OM3 and OM4
- 8- and 12-fiber array cords offer migration path from 10 to 40/100GbE
- All array cords use low-loss MTP connectors
- Insertion loss: 0.35 dB per mated pair



OPT-X ENTERPRISE DC LOW LOSS ARRAY CORDS, POPULAR CONFIGURATIONS

DESCRIPTION	8-FIBER	12-FIBER	24-FIBER
MTP (female) to MTP (female), Method B OM3, 1 meter	5L8MM-B001M	5L2LL-B001M	5L4JJ-B001M
MTP (female) to MTP (female), Method B OM4, 1 meter	548MM-B001M	542LL-B001M	544JJ-B001M
MTP (female) to MTP (female), Method B OS2, 1 meter	UP8MM-B001M	UP2LL-B001M	UP4JJ-B001M

Make-to-Order! OPT-X ENTERPRISE DC LOW LOSS MTP-MTP ARRAY CORDS

FIBER TYPE	FIBER COUNT	FIRST-END TERMINATION	SECOND-END TERMINATION	CABLE LENGTH	POLARITY
• OM3	• 8	• 8F MTP (male)	• 8F MTP (male)	• 1-100	• MTP Method A
• OM4	• 12	• 8F MTP (female)	• 8F MTP (female)		• MTP Method B (standard)
• OS2		• 12F MTP (male)	• 12F MTP (male)		• MTP Method C
		• 12F MTP (female)	• 12F MTP (female)		

For assistance customizing your array cords, please visit Leviton.com/configurator or call Tech Support at (800) 824-3005.

SPOTLIGHT

Conversion Harnesses

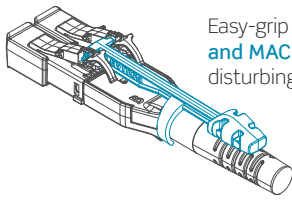
Conversion Harnesses connect to electronics with LC-style ports. Ideal for channels connecting QSFP+ and SFP+ transceivers, the harnesses can aggregate 10G ports to 40G ports and 25G ports to 100G ports. Available in OM3, OM4, and OS2, conversion harnesses feature a small diameter cable for dense connectivity and bend-insensitive fiber to lower the risk of pinched cables. Conversion cassettes are available in HDX and e2XHD footprints.



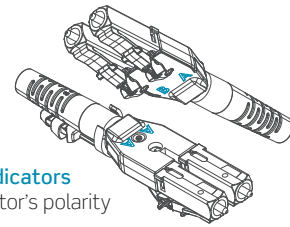
LC UNIBODY CONNECTOR WITH SPECTRO-LINK™ TECHNOLOGY

Premium Ferrule Alignment | Precise Insertion and Extraction
Simple and Safe Polarity Changes | Low Profile Design

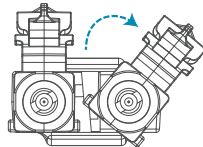
The LC Unibody Connector with Spectro-Link™ Technology is designed to make installation and MAC work easier, cleaner, and higher performing. It provides network reliability and superior optical performance, efficiency in MACs, ease of polarity reversal, and low insertion loss performance. The connector is ideal for deployment in high density applications and mission-critical networks demanding the highest level of performance and reliability. Spectro-Link Technology is available on pre-terminated trunks, harnesses, and Premium Plus patch cords.



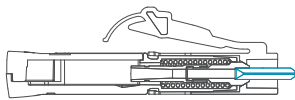
Easy-grip puller makes **installation, removal, and MAC** work easy and removes risk of disturbing adjacent mated connectors.



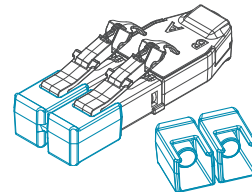
Patented **A and B polarity indicators** clearly show when the connector's polarity has been reversed.



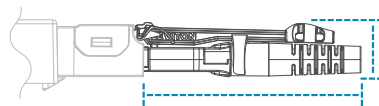
Patented **polarity reversal** ferrule assemblies stay fixed in place while the latching front bodies rotate independently, assuring fibers are not moved or twisted.



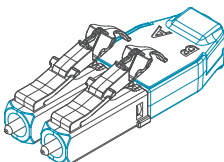
Premium ceramic ferrules provide **lower insertion loss** while allowing extended reach and multi-connection channels.



Airtight dual sealing **duplex protective caps prevent** contamination, preserving the pristine clean from the factory up to usage.

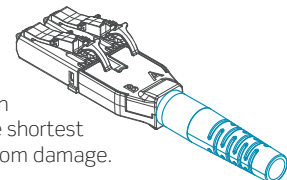


Low profile height improves access and **manageability in high density applications**, and compact 2.2" length minimizes congestion in horizontal patching.




Beveled leading edges and unibody housing help guide connector into hard-to-see ports on the first attempt.

Bend control fiber boot serves as an omnidirectional shock absorber in the shortest length necessary to protect fibers from damage.



PRE-TERMINATED CABLE ASSEMBLIES | Patch Cords & Pigtails > Premium Plus



Pre-Terminated Cable Assemblies
FIBER

PREMIUM PLUS PATCH CORDS

- Available in standard SC, ST, LC, or hybrid options
- Plenum, and Low-Smoke Zero-Halogen (LSHF/LSZH) cable options available
- ≤ 0.25 dB insertion loss, > 25 dB return loss for multimode
- ≤ 0.25 dB insertion loss, ≥ 50 dB and 50 dB (UPC) / 60 dB (APC) return loss for single-mode
- LC Unibody connector option features reversing polarity and low loss performance
- Polarity reversal LC connector option
- 100 percent factory tested
- Made to order with quick-turn delivery
- COO: USA



For assistance customizing your patch cords and pigtails, please visit Leviton.com/configurator or call Tech Support at (800) 824-3005.

Make-to-Order!		PREMIUM FIBER OPTIC PATCH CORD OPTIONS			
FIBER TYPE	CABLE RATING	CABLE TYPE	CONNECTOR TYPE (1ST AND 2ND END)	CABLE LENGTH (FEET)	POLARITY
<ul style="list-style-type: none"> • OM1 • OM3 • OM4 • OS2 	<ul style="list-style-type: none"> • Plenum • LSHF/LSZH 	<ul style="list-style-type: none"> • Simplex (2 mm) • Duplex Zipcord (1.6 mm) • Round 2-Fiber (2 mm) 	<ul style="list-style-type: none"> • LC Unibody (reversing polarity) • LC • LC/APC • SC • SC/APC • ST 	<ul style="list-style-type: none"> • 1-999 	<ul style="list-style-type: none"> • A-B • A-A

Make-to-Order!		PREMIUM FIBER OPTIC PIGTAIL OPTIONS			
ASSEMBLY TYPE	FIBER TYPE	CONNECTOR TYPE	SINGLES/KITS	COLORS	LENGTH
<ul style="list-style-type: none"> • Pigtail Kit • Single Pigtail 	<p>MULTIMODE</p> <ul style="list-style-type: none"> • 900 μm OM1 • 900 μm OM3 • 900 μm OM4 <p>SINGLEMODE</p> <ul style="list-style-type: none"> • 900 μm OS2 	<ul style="list-style-type: none"> • LC • LC/APC • SC • SC/APC • ST 	<p>SINGLES</p> <ul style="list-style-type: none"> • 900 μm color is white <p>KITS</p> <ul style="list-style-type: none"> • 12 pack of the color selected • 8 Pack of TIA colors 1-8 • 12 pack of TIA colors 1-12 • 16 pack of TIA colors 1-16 	<ul style="list-style-type: none"> • 01 = Blue • 02 = Orange • 03 = Green • 04 = Brown • 05 = Slate • 06 = White (Default for Singles) • 07 = Red • 08 = Black • 09 = Yellow • 10 = Violet • 11 = Rose • 12 = Aqua • 13 = Olive • 14 = Magenta • 15 = Tan • 16 = Lime 	<ul style="list-style-type: none"> • Selectable in meters

PRE-TERMINATED CABLE ASSEMBLIES | Patch Cords > Economy



LC-LC Duplex
62.5/125 μm MM

ECONOMY MULTIMODE PATCH CORDS

- Riser rated is standard, LSHF/LSZH is optional
- Insertion Loss: 0.4 dB Max, Return Loss: >25 dB
- 100 percent factory tested
- OM1, OM3, and OM4
- All cables are pre-labeled and individually bagged
- Stock available for lengths listed

62.5/125 μm MULTIMODE (OM1) OFNR DUPLEX

DESCRIPTION	LENGTH (METERS)	DUPLEX
LC-LC	1	62DLC-M01
LC-LC	2	62DLC-M02
LC-LC	3	62DLC-M03
LC-LC	5	62DLC-M05
LC-LC	10	62DLC-M10
SC-LC	1	62DCL-M01
SC-LC	2	62DCL-M02
SC-LC	3	62DCL-M03
SC-LC	5	62DCL-M05
SC-LC	10	62DCL-M10
SC-SC	1	62DSC-M01
SC-SC	2	62DSC-M02
SC-SC	3	62DSC-M03
SC-SC	5	62DSC-M05
SC-SC	10	62DSC-M10
SC-ST	1	62DCT-M01
SC-ST	2	62DCT-M02
SC-ST	3	62DCT-M03
SC-ST	5	62DCT-M05
SC-ST	10	62DCT-M10
ST-ST	1	62DST-M01
ST-ST	2	62DST-M02
ST-ST	3	62DST-M03
ST-ST*	5	62DST-M05
ST-ST	10	62DST-M10


* = Lead times may apply.

50/125 μm LOMM (OM3) OFNR DUPLEX

DESCRIPTION	LENGTH (METERS)	DUPLEX
LC-LC	1	5LDLC-M01
LC-LC	2	5LDLC-M02
LC-LC	3	5LDLC-M03
LC-LC	4	5LDLC-M04
LC-LC	5	5LDLC-M05
LC-LC	7	5LDLC-M07
LC-LC	9	5LDLC-M09
LC-LC	10	5LDLC-M10
LC-LC	12	5LDLC-M12
LC-LC	15	5LDLC-M15
SC-LC	1	5LDCL-M01
SC-LC	2	5LDCL-M02
SC-LC	3	5LDCL-M03
SC-LC	4	5LDCL-M04
SC-LC	5	5LDCL-M05
SC-LC	7	5LDCL-M07
SC-LC	9	5LDCL-M09
SC-LC	10	5LDCL-M10
SC-LC	12	5LDCL-M12
SC-LC	15	5LDCL-M15
SC-SC	1	5LDSC-M01
SC-SC	2	5LDSC-M02
SC-SC	3	5LDSC-M03
SC-SC	4	5LDSC-M04
SC-SC	5	5LDSC-M05
SC-SC	7	5LDSC-M07
SC-SC	9	5LDSC-M09
SC-SC	10	5LDSC-M10
SC-SC	12	5LDSC-M12
SC-SC	15	5LDSC-M15

50/125 μm LOMM (OM4) OFNR DUPLEX

DESCRIPTION	LENGTH (METERS)	DUPLEX
LC-LC	1	54DLC-M01
LC-LC	2	54DLC-M02
LC-LC	3	54DLC-M03
LC-LC	4	54DLC-M04
LC-LC	5	54DLC-M05
LC-LC	6	54DLC-M06
LC-LC	7	54DLC-M07
LC-LC	8	54DLC-M08
LC-LC	9	54DLC-M09
LC-LC	10	54DLC-M10
LC-LC	12	54DLC-M12
LC-LC	15	54DLC-M15
SC-LC	1	54DCL-M01
SC-LC	2	54DCL-M02
SC-LC	3	54DCL-M03
SC-LC	4	54DCL-M04
SC-LC	5	54DCL-M05
SC-LC	6	54DCL-M06
SC-LC	7	54DCL-M07
SC-LC	8	54DCL-M08
SC-LC	9	54DCL-M09
SC-LC	10	54DCL-M10
SC-LC	12	54DCL-M12
SC-LC	15	54DCL-M15



ECONOMY SINGLE-MODE PATCH CORDS

- Available in standard LC, SC, ST, or hybrid options
- Riser-rated, duplex zip-cord single-mode cable
- UPC or APC polish-style connectors
- Insertion Loss: 0.35 dB Max, Return Loss: >50 dB (UPC), >55 dB (APC)
- Low-Smoke Zero-Halogen (LSHF/LSZH) OS2 available by special order

ECONOMY PIGTAILS

- Available in LC, LC/APC, SC, SC/APC, or ST connector styles
- Multimode, laser-optimized multimode, or single-mode fiber types
- Singlemode Insertion Loss: 0.25 dB Max, Return Loss: >50 dB (UPC), >55 dB (APC)
- Multimode Insertion Loss: 0.35 dB Max, Return Loss: >25 dB
- Stock available for white 900 μm buffer in 3-meter length
- Application use: fusion or mechanical splicing
- 12-fiber color-coded pigtail kit, colors per ANSI/TIA-598-D

9/125 μM SINGLE-MODE PATCH CORDS (OS2)

DESCRIPTION	1 METER	2 METERS	3 METERS	5 METERS	10 METERS
[A] LC-LC, duplex	UPDLC-S01	UPDLC-S02	UPDLC-S03	UPDLC-S05	UPDLC-S10
[B] SC-LC, duplex	UPDCL-S01	UPDCL-S02	UPDCL-S03	UPDCL-S05	UPDCL-S10
SC-SC, duplex	UPDSC-S01	UPDSC-S02	UPDSC-S03	UPDSC-S05	UPDSC-S10
SC-ST, duplex	UPDCT-S01	UPDCT-S02	UPDCT-S03	UPDCT-S05	UPDCT-S10
ST-ST, duplex	UPDST-S01	UPDST-S02	UPDST-S03	UPDST-S05	UPDST-S10

[C] APC SINGLE-MODE PATCH CORDS (OS2)

SC-SC*, simplex	APSSC-S01	APSSC-S02	APSSC-S03	APSSC-S05	APSSC-S10
-----------------	-----------	-----------	-----------	-----------	-----------

MULTIMODE PIGTAIL - SIMPLEX (3 METERS)

DESCRIPTION	LC	SC	ST
62.5/125 μm, OM1	62PLC-M03	62PSC-M03	62PST-M03
50/125 μm, LOMM, OM3	5LPLC-M03	5LPSC-M03	5LPST-M03
50/125, LOMM, OM4	54PLC-M03	54PSC-M03	—

12-FIBER INDIVIDUAL COLOR-CODED PIGTAIL KITS (3 METERS)

62.5/125 μm, OM1	62PLC-KIT	62PSC-KIT	62PST-KIT
50/125 μm LOMM, OM3	5LPLC-KIT	5LPSC-KIT	5LPST-KIT
50/125 μm LOMM, OM4	54PLC-KIT	54PSC-KIT	—
UPC Polish SM, OS2	UPPLC-KIT	UPPSC-KIT	UPPST-KIT


SINGLE-MODE PIGTAIL - SIMPLEX (3 METERS)

UPC polish	UPPLC-S03	UPPSC-S03	UPPST-S03
APC polish	APPLC-S03	APPSC-S03	—

* = Minimum order quantities and lead times may apply.

Note: all ribbon pigtails for Method A polarity, other methods available upon request

Contact inside sales at (800) 722-2082 for 6-fiber pigtail kits, other configurations, or custom lengths.



FEATURED
PRODUCTS

Berk-Tek™
Tight-Buffered **B54**

Berk-Tek
Loose-Tube **B57**

Optical Cables

Leviton offers optical cable for a wide range of applications, including a full selection of tight-buffered and loose-tube cables.



A



B

TIGHT-BUFFERED PREMISES DISTRIBUTION INDOOR/OUTDOOR CABLES

- Designed for LAN/WAN campus and building backbone cabling infrastructure
- Suitable for outside plant installation in conduit below the frost line (non-aerial lashed)
- Enables installations from outside plant into building with no transition point requirement
- Flexible, small-diameter, 900 μm tight-buffered, all dielectric construction
- High tensile strength, crush-resistant, and small-diameter all dielectric design
- Ready for direct termination, no fan-out kits are needed
- Available with Armor-Tek™ Interlocking Armor
- Fully water-blocked core or subunits using all dry technology
- Fungus and sunlight resistant
- Low cable plant maintenance and ease of installation
- Flexible, reduced cable diameter with easy access to tight buffered fibers
- Suitable for in-tray applications
- Offered in OM1, OM3, OM4, OM4+, OM5, and single-mode
- 2-144 fiber construction designs

TIGHT-BUFFERED PREMISES DISTRIBUTION CABLES

- Designed for plenum and riser environments, including horizontal and interbuilding backbone structures
- Flexible, small-diameter, 900 μm tight-buffered, all dielectric construction
- High tensile strength and small-diameter design
- Cost-saving design, easy to install and terminate
- Allows for mix and match of fiber components to specific networking applications
- Available with Armor-Tek™ Interlocking Armor
- Suitable for conduit or in-tray applications
- Offered in OM1, OM3, OM4, OM4+, OM5, and single-mode
- 6-144 fiber construction designs

[A] TIGHT-BUFFERED PREMISES DISTRIBUTION INDOOR/OUTDOOR CABLES

DESCRIPTION	PLENUM RATED	RISER RATED
Tight-Buffered Interconnect Indoor/Outdoor Cable, 2 fibers	ICP002xxxxx-I/O-C4(yyy)	ICR002xxxxx-I/O(BLA)
Tight-Buffered Interconnect Indoor/Outdoor Cable, 4 fibers	ICP004xxxxx-I/O-C4(yyy)	ICR004xxxxx-I/O(BLA)
Tight-Buffered Premises Distribution Indoor/Outdoor Cable, 6 fibers	PDP006xxxxx-I/O-C4(yyy)	PDR006xxxxx-I/O(BLA)
Tight-Buffered Premises Distribution Indoor/Outdoor Cable, 12 fibers	PDP012xxxxx-I/O-C4(yyy)	PDR012xxxxx-I/O(BLA)
Tight-Buffered Premises Distribution Indoor/Outdoor Cable, 24 fibers	PDP024xxxxx-I/O-C4(yyy)	PDR024xxxxx-I/O(BLA)
Tight-Buffered Premises Distribution Indoor/Outdoor Cable, 36 fibers	PDP12B036xxxxx-I/O-C4(yyy)	PDR12B036xxxxx-I/O(BLA)
Tight-Buffered Premises Distribution Indoor/Outdoor Cable, 48 fibers	PDP12B048xxxxx-I/O-C4(yyy)	PDR12B048xxxxx-I/O(BLA)
Tight-Buffered Premises Distribution Indoor/Outdoor Cable, 72 fibers	PDP12B072xxxxx-I/O-C4(yyy)	PDR12B072xxxxx-I/O(BLA)
Tight-Buffered Premises Distribution Indoor/Outdoor Cable, 96 fibers	PDP12B096xxxxx-I/O-C4(yyy)	PDR12B096xxxxx-I/O(BLA)
Tight-Buffered Premises Distribution Indoor/Outdoor Cable, 144 fibers	PDP12B144xxxxx-I/O-C4(yyy)	PDR12B144xxxxx-I/O(BLA)

[B] TIGHT-BUFFERED PREMISES DISTRIBUTION CABLES

Tight-Buffered Premises Distribution Cable, 6 fibers	PDP006xxxxx	PDR006xxxxx
Tight-Buffered Premises Distribution Cable, 12 fibers	PDP012xxxxx	PDR012xxxxx
Tight-Buffered Premises Distribution Cable, 24 fibers	PDP024xxxxx	PDR024xxxxx
Tight-Buffered Premises Distribution Cable, 36 fibers	PDP12B036xxxxx	PDR12B036xxxxx
Tight-Buffered Premises Distribution Cable, 48 fibers	PDP12B048xxxxx	PDR12B048xxxxx
Tight-Buffered Premises Distribution Cable, 72 fibers	PDP12B072xxxxx	PDR12B072xxxxx
Tight-Buffered Premises Distribution Cable, 96 fibers	PDP12B096xxxxx	PDR12B096xxxxx
Tight-Buffered Premises Distribution Cable, 144 fibers	PDP12B144xxxxx	PDR12B144xxxxx

xxxxxx = Fiber Type: OM1 (CB3510/25), OM3 (EB3010/25), OM4 (FB3010/F5), OM4+ (XB3010/X5), OM5 (WB3010/W5), OS2 (AB0707)

CUSTOMERS IN CANADA can find additional fiber cable options on page B64.



A

TIGHT-BUFFERED PREMISES DISTRIBUTION HARSH ENVIRONMENT CABLES

- Used inside or between buildings or industrial environments where corrosive chemicals, fuels, or vapors may be present
- For use in airports, automotive plants, and other harsh industrial petrochemical environments
- Plenum grade thermoplastic jacket, resistant to corrosive chemicals, fuels, and de-icing agents
- Suitable for installation in conduits, ducts, or cable trays
- Flexible, small diameter, 900 μm tight buffered construction
- High tensile strength and small diameter design
- Available with Armor-Tek™ Interlocking Armor
- Cost-saving design, easy to install and terminate
- Provides for greater pulling distances, reducing installation time
- Allows for mix and match of fiber components to specific networking applications
- Offered in OM1, OM3, OM4, OM4+, OM5, and single-mode
- 6-144 fiber construction designs ideal for horizontal and backbone installation



B

TIGHT-BUFFERED INTERCONNECT CABLES

- Designed for installation in plenum or riser environments including horizontal and patch cord applications
- Space-saving design allows for dense patchcord cable installations
- Flexible, small-diameter, 900 μm tight-buffered construction in the ICP Series
- Microconnect reduced diameter cables available with 600 μm tight buffered fibers
- High tensile strength and small-diameter design
- Cost-saving design, easy to install and terminate
- Allows for mix and match of fiber components to specific networking applications
- Suitable for conduit or in tray installations
- Offered in OM1, OM3, OM4, OM4+, OM5, and single-mode

[A] TIGHT-BUFFERED PREMISES HARSH ENVIRONMENT DISTRIBUTION CABLES

DESCRIPTION	PART NO.
Tight-Buffered Premises Harsh Environment Distribution Cable, 6 fibers, plenum rated	PDP006xxxxxx-HE(BLA)
Tight-Buffered Premises Harsh Environment Distribution Cable, 12 fibers, plenum rated	PDP012xxxxxx-HE(BLA)
Tight-Buffered Premises Harsh Environment Distribution Cable, 24 fibers, plenum rated	PDP024xxxxxx-HE(BLA)
Tight-Buffered Premises Harsh Environment Distribution Cable, 36 fibers, plenum rated	PDP1.2B036xxxxxx-HE(BLA)
Tight-Buffered Premises Harsh Environment Distribution Cable, 48 fibers, plenum rated	PDP1.2B048xxxxxx-HE(BLA)
Tight-Buffered Premises Harsh Environment Distribution Cable, 72 fibers, plenum rated	PDP1.2B072xxxxxx-HE(BLA)
Tight-Buffered Premises Harsh Environment Distribution Cable, 96 fibers, plenum rated	PDP1.2B096xxxxxx-HE(BLA)
Tight-Buffered Premises Harsh Environment Distribution Cable, 144 fibers, plenum rated	PDP1.2B144xxxxxx-HE(BLA)

[B] TIGHT BUFFERED INTERCONNECT CABLES

DESCRIPTION	PLENUM RATED	RISER RATED
Tight-Buffered Interconnect Cable, 1 fiber, 600 μm or 900 μm	MCP001xxxxxx	—
Tight-Buffered Interconnect Cable, 2 fibers, 600 μm	MCP002xxxxxx	—
Tight-Buffered Interconnect Cable, 2 duplex fibers, 600 μm or 900 μm	MCP0X0xxxxxx	—
Tight-Buffered Interconnect Cable, 1 fiber, 900 μm	ICP001xxxxxx	ICR001xxxxxx
Tight-Buffered Interconnect Cable, 2 fibers, 900 μm	ICP002xxxxxx	ICR002xxxxxx
Tight-Buffered Interconnect Cable, 2 duplex fibers, 900 μm	ICP0X0xxxxxx	ICR0X0xxxxxx
Tight-Buffered Interconnect Cable, 4 fibers, 900 μm	ICP004xxxxxx	ICR004xxxxxx

xxxxxx = Fiber Type: OM1 (CB3510/25), OM3 (EB3010/25), OM4 (FB3010/F5), OM4+ (XB3010/X5), OM5 (WB3010/W5), OS2 (AB0707)

CUSTOMERS IN CANADA can find additional fiber cable options on page B64.



TIGHT-BUFFERED HEAVY DUTY BREAKOUT CABLES

- Designed for installation in horizontal and other harsh environments where additional strength and fiber protection are required
- High tensile strength, crush resistant
- All-dielectric construction or Aluminum interlock armored designs available
- Water-blocked indoor/outdoor and harsh environment designs available
- Ease of installation
- Allows for mix and match of fiber components to specific networking applications
- Suitable for conduit or in-tray installations
- Low cable plant maintenance
- Armor option adds crush resistance and protection from rodent attacks
- Offered in OM1, OM3, OM4, OM4+, OM5, and single-mode
- 2-36 fiber (plenum rated) and 2-48 (riser rated) count available

[A] TIGHT-BUFFERED HEAVY DUTY BREAKOUT CABLES

DESCRIPTION	PLENUM RATED	RISER RATED
Tight-Buffered Heavy Duty Breakout Cable, 2 fibers	HDP002xxxxxx	HDR002xxxxxx
Tight-Buffered Heavy Duty Breakout Cable, 4 fibers	HDP004xxxxxx	HDR004xxxxxx
Tight-Buffered Heavy Duty Breakout Cable, 6 fibers	HDP006xxxxxx	HDR006xxxxxx
Tight-Buffered Heavy Duty Breakout Cable, 12 fibers	HDP012xxxxxx	HDR012xxxxxx
Tight-Buffered Heavy Duty Breakout Cable, 24 fibers	HDP024xxxxxx	HDR024xxxxxx
Tight-Buffered Heavy Duty Breakout Cable, 36 fibers	HDP036xxxxxx	HDR036xxxxxx
Tight-Buffered Heavy Duty Breakout Cable, 48 fibers	—	HDR048xxxxxx

xxxxxx = Fiber Type: OM1 (CB3510/25), OM3 (EB3010/25), OM4 (FB3010/F5), OM4+ (XB3010/X5), OM5 (WB3010/W5), OS2 (AB0707)

CUSTOMERS IN CANADA can find additional fiber cable options on page B64.



LOOSE TUBE ADVENTUM™ INDOOR/OUTDOOR CABLES

- Place anywhere in a network, bypassing the traditional transition points required in most installations, saving significant cost over traditional OSP cables
- Plenum rating enables direct installation from outside plant to riser shaft with no transition points
- Cable core and buffer tubes use dry water-blocking technology
- Interlocking armor designs available
- No cleaning of gels required for installation, greatly reducing installation time and cost
- System grounding requirements are eliminated (for non-armored versions)
- Suitable for conduit or in-tray installations
- Offered in OM1, OM3, OM4, OM4+, OM5, and single-mode
- 6-432 fiber count available



LOOSE TUBE ADVENTUM INDOOR/OUTDOOR HARSH ENVIRONMENT CABLES

- Plenum-Rated Indoor/Outdoor Harsh Environment cable designed for LAN/WAN campus, building backbones, and industrial environments
- Harsh Environment (HE) chemical resistant jacket
- UV resistant outer jacket protects the cable in outside plant installations
- Install directly from outside plant to riser shaft or through plenum spaces without transition points
- Interlocking armor designs available
- Used inside or between buildings or industrial environments where corrosive chemicals, fuels, or vapors may be present
- Dry water-blocked, plenum-rated, flexible loose tube design of all dielectric construction allows for installation in any outside plant or interior space
- No cleaning of gels required for installation, greatly reducing installation time and cost
- System grounding requirements are eliminated (for non-armored versions)
- Suitable for conduit or in-tray installations
- Offered in OM1, OM3, OM4, OM4+, OM5, and single-mode
- 6-432 fiber count available

[A] LOOSE TUBE ADVENTUM INDOOR/OUTDOOR CABLES		
DESCRIPTION	PLENUM RATED	RISER RATED
Loose Tube Adventum Indoor/Outdoor Cable, 6 fibers	LTP006xxxxxx	LTR006xxxxxx
Loose Tube Adventum Indoor/Outdoor Cable, 12 fibers	LTP012xxxxxx	LTR012xxxxxx
Loose Tube Adventum Indoor/Outdoor Cable, 24 fibers	LTP12B024xxxxxx	LTR12B024xxxxxx
Loose Tube Adventum Indoor/Outdoor Cable, 48 fibers	LTP12B048xxxxxx	LTR12B048xxxxxx
Loose Tube Adventum Indoor/Outdoor Cable, 72 fibers	LTP12B072xxxxxx	LTR12B072xxxxxx
Loose Tube Adventum Indoor/Outdoor Cable, 96 fibers	LTP12B096xxxxxx	LTR12B096xxxxxx
Loose Tube Adventum Indoor/Outdoor Cable, 144 fibers	LTP12B144xxxxxx	LTR12B144xxxxxx
Loose Tube Adventum Indoor/Outdoor Cable, 288 fibers	LTP12B288xxxxxx	LTR12B288xxxxxx
Loose Tube Adventum Indoor/Outdoor Cable, 432 fibers	LTP12B432xxxxxx	LTR12B432xxxxxx

[B] LOOSE TUBE ADVENTUM INDOOR/OUTDOOR HARSH ENVIRONMENT CABLES	
DESCRIPTION	PART NO.
Loose Tube Adventum Indoor/Outdoor Harsh Environment Cable, 6 fiber, plenum rated	LTP12B006xxxxxx-HE-D4
Loose Tube Adventum Indoor/Outdoor Harsh Environment Cable, 12 fibers, plenum rated	LTP12B012xxxxxx-HE-D4
Loose Tube Adventum Indoor/Outdoor Harsh Environment Cable, 24 fibers, plenum rated	LTP12B024xxxxxx-HE-D4
Loose Tube Adventum Indoor/Outdoor Harsh Environment Cable, 48 fiber, plenum rated	LTP12B048xxxxxx-HE-D4
Loose Tube Adventum Indoor/Outdoor Harsh Environment Cable, 72 fibers, plenum rated	LTP12B072xxxxxx-HE
Loose Tube Adventum Indoor/Outdoor Harsh Environment Cable, 96 fibers, plenum rated	LTP12B096xxxxxx-HE
Loose Tube Adventum Indoor/Outdoor Harsh Environment Cable, 144 fibers, plenum rated	LTP12B144xxxxxx-HE
Loose Tube Adventum Indoor/Outdoor Harsh Environment Cable, 288 fibers, plenum rated	LTP12B288xxxxxx-HE
Loose Tube Adventum Indoor/Outdoor Harsh Environment Cable, 432 fibers, plenum rated	LTP12B432xxxxxx-HE

xxxxxx = Fiber Type: OM1 (CB3510/25), OM3 (EB3010/25), OM4 (FB3010/F5), OM4+ (XB3010/X5), OM5 (WB3010/W5), OS2 (AB0403)

CUSTOMERS IN CANADA can find additional fiber cable options on page B64.



LOOSE TUBE OUTSIDE PLANT CABLES

- Designed for installation in demanding environments such as aerial lashing, conduits, and pathways that are subjected to wide temperature variations
- Gel-filled loose tubes
- Suitable for outside plant in conduit, aerial lashing, and cable tray installations
- Fully water-blocked core using dry water-blocking technology
- Armored designs available for rodent resistance and direct burial installations
- High tensile strength, crush-resistant and small-diameter design allows for installation in small spaces
- Provides for greater pulling distances, reducing installation time
- Offered in OM1, OM3, OM4, OM4+, OM5, and single-mode
- 6-432 fiber count available



LOOSE TUBE DRY OUTSIDE PLANT CABLES

- Dry core, designed for installation in outdoor environments such as aerial lashed, conduits, and pathways that are subjected to wide temperature variations
- Suitable for outside plant, in conduit, aerial lashing, and cable tray installations
- Fully water-blocked cable using dry water-blocking technology
- High tensile strength, crush-resistant, and small diameter design
- Provides for greater pulling distances, reducing installation time
- Offered in OM1, OM3, OM4, OM4+, OM5, and single-mode
- Up to 288 fiber count available

[A] LOOSE TUBE OUTSIDE PLANT CABLES

DESCRIPTION	PART NO.
Loose Tube Outside Plant Cable, 6 fibers	OPD006xxxxxx
Loose Tube Outside Plant Cable, 12 fibers	OPD012xxxxxx
Loose Tube Outside Plant Cable, 24 fibers	OPDD12B024xxxxxx
Loose Tube Outside Plant Cable, 48 fibers	OPDD12B048xxxxxx
Loose Tube Outside Plant Cable, 72 fibers	OPDD12B072xxxxxx
Loose Tube Outside Plant Cable, 96 fibers	OPDD12B096xxxxxx
Loose Tube Outside Plant Cable, 144 fibers	OPDD12B144xxxxxx
Loose Tube Outside Plant Cable, 216 fibers	OPDD12B216xxxxxx
Loose Tube Outside Plant Cable, 288 fibers	OPDD12B288xxxxxx
Loose Tube Outside Plant Cable, 432 fibers	OPDD12B432xxxxxx

[B] LOOSE TUBE DRY OUTSIDE PLANT CABLES

Loose Tube Dry Outside Plant Cable, 6 fibers	LTD12B006xxxxxx-M2
Loose Tube Dry Outside Plant Cable, 12 fibers	LTD12B012xxxxxx-M2
Loose Tube Dry Outside Plant Cable, 24 fibers	LTD12B024xxxxxx-M2
Loose Tube Dry Outside Plant Cable, 36 fibers	LTD12B036xxxxxx-M2
Loose Tube Dry Outside Plant Cable, 48 fibers	LTD12B048xxxxxx-M2
Loose Tube Dry Outside Plant Cable, 60 fibers	LTD12B060xxxxxx-M2
Loose Tube Dry Outside Plant Cable, 72 fibers	LTD12B072xxxxxx-M2
Loose Tube Dry Outside Plant Cable, 96 fibers	LTD12B096xxxxxx-M2
Loose Tube Dry Outside Plant Cable, 120 fibers	LTD12B120xxxxxx-M2
Loose Tube Dry Outside Plant Cable, 144 fibers	LTD12B144xxxxxx-M2
Loose Tube Dry Outside Plant Cable, 216 fibers	LTD12B216xxxxxx-M2
Loose Tube Dry Outside Plant Cable, 288 fibers	LTD12B288xxxxxx-M2

xxxxxx = Fiber Type: OM1 (CB3510/25), OM3 (EB3010/25), OM4 (FB3010/F5), OM4+ (XB3010/X5), OM5 (WB3010/W5), OS2 Loose Tube Outside Plant (AB0302), OS2 Loose Tube Dry Outside Plant (AB0403)

CUSTOMERS IN CANADA can find additional fiber cable options on page B64.



A



B

LOOSE TUBE DRY OUTSIDE PLANT ARMORED CABLES

- Armored dry core, designed for installation in demanding outdoor environments such as aerial lashed, direct burial, conduits, and pathways that are subjected to wide temperature variations
- Recommended for outside plant in conduit, direct burial, aerial lashing, and cable tray installations
- Fully water-blocked cable using dry water-blocking technology
- Corrugated steel armor provides rodent resistance
- High tensile strength, crush-resistant design
- Provides for greater pulling distances, reducing installation time
- Offered in OM1, OM3, OM4, OM4+, OM5, and single-mode
- Up to 288 fiber count available

LOOSE TUBE DATA CENTER CABLES, PLENUM RATED

- Revolutionary data center Plenum cables with 1.9 mm micro buffer tubes, designed for high density plenum rated environments
- 1.9 mm space-saving buffer tubes house fibers and aramid strength yarns
- Smallest cable diameter for maximum density applications
- High density, all dielectric design
- Suitable for conduit or in-tray applications
- System grounding requirements are eliminated (for non-armored versions)
- Available with Armor-Tek™ Interlocking Armor
- Optimized access ease with simple, off-the-shelf tools
- No cleaning of gels required for installation, greatly reducing installation time and cost
- Offered in OM1, OM3, OM4, OM4+, OM5, and single-mode
- 288 fibers maximum with either 8F or 12F subunits

[A] LOOSE TUBE DRY OUTSIDE PLANT ARMORED CABLES	
DESCRIPTION	PART NO.
Loose Tube Dry Outside Plant Armored Cable, 6 fibers	LTAD12B006xxxxxx-1A1J-M2
Loose Tube Dry Outside Plant Armored Cable, 12 fibers	LTAD12B012xxxxxx-1A1J-M2
Loose Tube Dry Outside Plant Armored Cable, 24 fibers	LTAD12B024xxxxxx-1A1J-M2
Loose Tube Dry Outside Plant Armored Cable, 36 fibers	LTAD12B036xxxxxx-1A1J-M2
Loose Tube Dry Outside Plant Armored Cable, 48 fibers	LTAD12B048xxxxxx-1A1J-M2
Loose Tube Dry Outside Plant Armored Cable, 60 fibers	LTAD12B060xxxxxx-1A1J-M2
Loose Tube Dry Outside Plant Armored Cable, 72 fibers	LTAD12B072xxxxxx-1A1J-M2
Loose Tube Dry Outside Plant Armored Cable, 96 fibers	LTAD12B096xxxxxx-1A1J-M2
Loose Tube Dry Outside Plant Armored Cable, 120 fibers	LTAD12B120xxxxxx-1A1J-M2
Loose Tube Dry Outside Plant Armored Cable, 144 fibers	LTAD12B144xxxxxx-1A1J-M2
Loose Tube Dry Outside Plant Armored Cable, 216 fibers	LTAD12B216xxxxxx-1A1J-M2
Loose Tube Dry Outside Plant Armored Cable, 288 fibers	LTAD12B288xxxxxx-1A1J-M2

[B] LOOSE TUBE DATA CENTER CABLES, PLENUM RATED		
DESCRIPTION	8-FIBER SUBUNIT	12-FIBER SUBUNIT
Loose Tube Data Center Cable, 8 fibers (for double jacket, add -2J to part number)	DAP008xxxxxx	—
Loose Tube Data Center Cable, 12 fibers (for double jacket, add -2J to part number)	—	DAP012xxxxxx
Loose Tube Data Center Cable, 16 fibers	DAP8B016xxxxxx	—
Loose Tube Data Center Cable, 24 fibers, Twinax	—	DAP12B024Twinaxxxxxxx
Loose Tube Data Center Cable, 24 fibers	DAP8B024xxxxxx	DAP12B024xxxxxx
Loose Tube Data Center Cable, 32 fibers	DAP8B032xxxxxx	—
Loose Tube Data Center Cable, 48 fiber	DAP8B048xxxxxx	DAP12B048xxxxxx
Loose Tube Data Center Cable, 72 fibers	DAP8B072xxxxxx	DAP12B072xxxxxx
Loose Tube Data Center Cable, 96 fibers	DAP8B096xxxxxx	DAP12B096xxxxxx
Loose Tube Data Center Cable, 144 fibers	DAP8B144xxxxxx	DAP12B144xxxxxx
Loose Tube Data Center Cable, 288 fibers	DAP8B288xxxxxx	DAP12B288xxxxxx

xxxxxx = Fiber Type: OM1 (CB3510/25), OM3 (EB3010/25), OM4 (FB3010/F5), OM4+ (XB3010/X5), OM5 (WB3010/W5), OS2 Loose Tube Dry Outside Plant Armored (AB0302), OS2 for Loose Tube Data Center (AB0403)

CUSTOMERS IN CANADA can find additional fiber cable options on page B64.



INDOOR/OUTDOOR LSZH RISER — FLEX RIBBON

- Features a flame retardant outer jacket and 12-fiber flexible ribbons constructed of 250 μm color-coded optical fiber for easy fiber identification
- Flexible ribbon construction is designed to both pack densely in small form factor cables and transform quickly, by hand only, to splice-ready form for rapid 12-fiber ribbon splicing
- This Low Smoke Halogen Free cable is designed for use in such areas as subway systems and tunnels
- Each ribbon is identified with a unique identification number and code, printed on the ribbon surface
- Offered in single-mode optical fiber
- Up to 1,728 fiber count riser available



INDOOR FLAT RIBBON CABLES

- Ribbons use a peelable protective UV cured acrylate coating
- Ribbons are easily separated for single fiber splicing if needed
- Easily interfaced to MT and MPO based connectors, as well as today's newest ribbon connectors
- Two layers of flexible strength members
- Cable design offers excellent mechanical performance with superior crush and flex ratings
- Mass fusion splicing ribbon cable enables faster project completion and reduced labor costs
- Aluminum interlock armored designs available
- Armor option adds crush resistance and is a cost effective alternative to innerduct
- Offered in OM3, OM4, and single-mode
- Up to 432 fiber count plenum, up to 864 fiber count riser available

[A] INDOOR/OUTDOOR LSZH RISER — FLEX RIBBON CABLES

DESCRIPTION	RISER RATED
Indoor/Outdoor LSZH Riser — Flex Ribbon Cable, OS2, 72 fibers	RDRZFF12B072AB0403-I/O(BLA)-M4
Indoor/Outdoor LSZH Riser — Flex Ribbon Cable, OS2, 96 fibers	RDRZFF12B096AB0403-I/O(BLA)-M4
Indoor/Outdoor LSZH Riser — Flex Ribbon Cable, OS2, 144 fibers	RDRZFF12B144AB0403-I/O(BLA)-M4
Indoor/Outdoor LSZH Riser — Flex Ribbon Cable, OS2, 192 fibers	RDRZFF12B192AB0403-I/O(BLA)-M4
Indoor/Outdoor LSZH Riser — Flex Ribbon Cable, OS2, 288 fibers	RDRZFF12B288AB0403-I/O(BLA)-M4
Indoor/Outdoor LSZH Riser — Flex Ribbon Cable, OS2, 432 fibers	RDRZFF12B432AB0403-I/O(BLA)-M4
Indoor/Outdoor LSZH Riser — Flex Ribbon Cable, OS2, 864 fibers	RDRZFF12B864AB0403-I/O(BLA)-M4
Indoor/Outdoor LSZH Riser — Flex Ribbon Cable, OS2, 1,728 fibers	RDRZFF12B1728AB0403-I/O(BLA)-M4

INDOOR - FLEX RIBBON CABLES

DESCRIPTION	PLENUM RATED	RISER RATED
Indoor — Flex Ribbon Cable, OS2, 72 fibers	RDPF12B072AB0403-M4	RDRF12B144AB0403-M4
Indoor — Flex Ribbon Cable, OS2, 144 fibers	RDPF12B144AB0403-M4	RDRF12B288AB0403-M4
Indoor — Flex Ribbon Cable, OS2, 216 fibers	RDPF12B216AB0403-M4	—
Indoor — Flex Ribbon Cable, OS2, 288 fibers	RDPF12B288AB0403-M4	—

[B] INDOOR — FLAT RIBBON CABLES

Indoor — Flat Ribbon Cable, 12 fibers	RDP12B012xxxxxx-M4	RDR12B012xxxxxx-M4
Indoor — Flat Ribbon Cable, 48 fibers	RDP12B048xxxxxx-M4	RDR12B048xxxxxx-M4
Indoor — Flat Ribbon Cable, 72 fibers	RDP12B072xxxxxx-M4	RDR12B072xxxxxx-M4
Indoor — Flat Ribbon Cable, 96 fibers	RDP12B096xxxxxx-M4	RDR12B096xxxxxx-M4
Indoor — Flat Ribbon Cable, 144 fibers	RDP12B144xxxxxx-M4	RDR12B144xxxxxx-M4
Indoor — Flat Ribbon Cable, 216 fibers	RDP12B216xxxxxx-M4	RDR12B216xxxxxx-M4
Indoor — Flat Ribbon Cable, 288 fibers	RDP24B288xxxxxx-M4	RDR24B288xxxxxx-M4
Indoor — Flat Ribbon Cable, 432 fibers	RDP24B432xxxxxx-M4	RDR24B432xxxxxx-M4
Indoor — Flat Ribbon Cable, OS2, 864 fibers	—	RDR36B864AB0403-M4

xxxxxx = Fiber Type: OM3 (EB3010/25), OM4 (FB3010/F5), OS2 (AB0403)

CUSTOMERS IN CANADA can find additional fiber cable options on page B64.



OUTSIDE PLANT ARMORED FLAT RIBBON CABLES

- Features a dry water block yarn that eliminates flooding gels
- Intended for duct, direct buried, and lashed aerial installations
- Steel armored sheath construction adds compressive strength required for direct buried applications
- Offered in single-mode optical fiber
- Up to 432 fiber count available

[A] OUTSIDE PLANT ARMORED FLAT RIBBON CABLES

DESCRIPTION	PART NO.
Outside Plant Armored Flat Ribbon Cable, OS2, 48 fibers	RDOA12B048AB0403-M4
Outside Plant Armored Flat Ribbon Cable, OS2, 96 fibers	RDOA12B096AB0403-M4
Outside Plant Armored Flat Ribbon Cable, OS2, 144 fibers	RDOA12B144AB0403-M4
Outside Plant Armored Flat Ribbon Cable, OS2, 216 fibers	RDOA12B216AB0403-M4
Outside Plant Armored Flat Ribbon Cable, OS2, 288 fibers	RDOA24B288AB0403-M4
Outside Plant Armored Flat Ribbon Cable, OS2, 432 fibers	RDOA24B432AB0403-M4

CUSTOMERS IN CANADA can find additional fiber cable options on page B64.

SPOTLIGHT Fiber Optic Cable Part Numbering Platform

SAMPLE PART NUMBER: **PDPK012EB3010/25-I/O-C4C5(AQU)**

CABLE PREFIX			FIBER SUFFIX		
CABLE FAMILY	CABLE OPTIONS	FIBER COUNT	FIBER TYPE	SUFFIX	
PD Premises Distribution	P Plenum	001 Strand 1-24	CB3510/25 OM1	-I/O	Tight Buffer Indoor/Outdoor
LT Dry Loose Tube	R Riser	8Bxxx Subunit design: xxx = strand count ≥ 8 fiber (8B008 to max strand count)	EB3010/25 OM3	-HE	Harsh Environment
HD Heavy Duty (breakout)	PK Plenum Armor-Tek		FB3010/F5 OM4	-C4	Special Jacket Color
IC Interconnect	RK Riser Armor-Tek	12Bxxx Subunit Design: xxx = strand count 1 - 12 Fiber (001 to 012) 18 - 24 fiber (018 to 024 OR 12B018 to 12B024) > 24 fibers (12B036 to max strand count)	XB3010/X5 OM4+	-C5	Special Jacket Color over Armor
MC Mini-Connect	RZ Riser Zero Halogen		WB3010/W5 OM5	-D2	Special Subunit Diameter
DA Data Center	A Corrugated Steel Armor		AB0707 OS2 (TB)	-D4	Special Outer Diameter
RD Ribbon Cable	AD Corrugated Steel Armor (stranded)	AB0403 OS2 (LT)	AB0302 OS2 (LTD, LTAD)	-L1	Special Print
OP Outside Plant	D Dielectric	*12B identifies a subunit design			
	DD Dielectric (> 12 strands)				

Leviton's Berk-Tek Fiber Optic Cable part numbers are composed of two basic units, the Cable Prefix and the Fiber Suffix. Throughout this catalog, fiber part number prefixes for each cable type are listed in the second column of the Technical Data tables. To accurately build your fiber part number, select the correct prefix and suffix.



COMPOSITE INDOOR/OUTDOOR CL3-OF CABLES


- Superior composite cable design combines optical fiber bandwidth with power for IP cameras or media converter via power conductors
- Available with up to 12 fibers and solid 12 AWG conductors
- CL3P/PLTC-OF or CL3R/PLTC-OF, Indoor/Outdoor dry water-blocked designs
- Enables Class 2 and Class 3 power to be located further away than typically allowed, such as PoE sourcing equipment being located more than 100 meters from the closet
- Cost savings versus installation of a new electrical outlet
- CL3P/PLTC-OF or CL3R/PLTC-OF allows cable to be installed in communication pathways, trays, and conduits
- Ease of installation
- Aluminum interlock armored designs available
- Armor option adds crush resistance and is a cost effective alternative to innerduct
- Allows for mix and match of copper conductors and fiber components for specific networking applications
- Immune to EMR/RFI
- Offered in OM1, OM3, OM4, OM4+, OM5, and single-mode

[A] COMPOSITE INDOOR/OUTDOOR CL3P-OF CABLES

DESCRIPTION	PLENUM RATED	RISER RATED
Tight Buffer I/O Cable, dry Tight Buffer, 2 fibers, 2 x 12 AWG conductors	HDPC002xxxxxx -002X12AWG	HDRC002xxxxxx -002X12AWG
Loose Tube I/O Cable, dry, 4 fibers, 2 x 12 AWG conductors	ACPC004xxxxxx -002x12AWG	ACRC004xxxxxx -002x12AWG
Loose Tube I/O Cable, dry, 8 fibers, 4 x 12 AWG conductors	ACPC008xxxxxx -004X12AWG	ACRC008xxxxxx -004X12AWG
Loose Tube I/O Cable, dry, 12 fibers, 2 x 12 AWG conductors	ACPC012xxxxxx -002X12AWG	ACRC012xxxxxx -002X12AWG

xxxxxx = Fiber Type: OM1 (CB3510/25), OM3 (EB3010/25), OM4 (FB3010/F5), OM4+ (XB3010/X5), OM5 (WB3010/W5), OS2 Tight Buffered (AB0707), OS2 Loose Tube and Ribbon (AB0403)

CUSTOMERS IN CANADA can find additional fiber cable options on page B64.



ARMOR-TEK™ INTERLOCK ARMOR TIGHT BUFFER PREMISES DISTRIBUTION INDOOR/OUTDOOR CABLES

- Jacketed armor remains flexible due to the spiral wrap armoring process
- Easy one-pull installation into any environment
- Compact outside diameters when compared to innerduct or conduit
- Available in tight buffered or loose tube and composite copper and fiber designs
- Aluminum interlock offers 4 to 8 times the crush resistance of a standard dielectric fiber cable
- Eliminates the need for conduit or innerduct
- Significant cost savings in both materials and labor - up to 25%
- Accommodates last minute relocations or pathway changes
- Provides a higher concentration of cables in an area than conduit
- Rugged armoring materials provide additional security for the fiber backbone
- Suitable for tray installations
- Offered in OM1, OM3, OM4, OM4+, OM5, and single-mode
- Up to 432 fiber count available

[A] ARMOR-TEK™ INTERLOCK ARMOR TIGHT BUFFER PREMISES DISTRIBUTION INDOOR/OUTDOOR CABLES

DESCRIPTION	PLENUM RATED	RISER RATED
Armor-Tek Interlock Armor Tight Buffer Premises Distribution Indoor/Outdoor Cable, 6 fibers	PDPK006xxxxx-I/O	PDRK006xxxxx-I/O
Armor-Tek Interlock Armor Tight Buffer Premises Distribution Indoor/Outdoor Cable, 12 fibers	PDPK012xxxxx-I/O	PDRK012xxxxx-I/O
Armor-Tek Interlock Armor Tight Buffer Premises Distribution Indoor/Outdoor Cable, 24 fibers	PDPK024xxxxx-I/O	PDRK024xxxxx-I/O
Armor-Tek Interlock Armor Tight Buffer Premises Distribution Indoor/Outdoor Cable, 36 fibers	PDPK12B036xxxxx-I/O	PDRK12B036xxxxx-I/O
Armor-Tek Interlock Armor Tight Buffer Premises Distribution Indoor/Outdoor Cable, 48 fibers	PDPK12B048xxxxx-I/O	PDRK12B048xxxxx-I/O
Armor-Tek Interlock Armor Tight Buffer Premises Distribution Indoor/Outdoor Cable, 72 fibers	PDPK12B072xxxxx-I/O	PDRK12B072xxxxx-I/O
Armor-Tek Interlock Armor Tight Buffer Premises Distribution Indoor/Outdoor Cable, 96 fibers	PDPK12B096xxxxx-I/O	PDRK12B096xxxxx-I/O
Armor-Tek Interlock Armor Tight Buffer Premises Distribution Indoor/Outdoor Cable, 144 fibers	PDPK12B144xxxxx-I/O	PDRK12B144xxxxx-I/O
Armor-Tek Interlock Armor Tight Buffer Premises Distribution Indoor/Outdoor Cable, Adventum loose tube, 6 fibers	LTPK006xxxxxx	LTRK006xxxxxx
Armor-Tek Interlock Armor Tight Buffer Premises Distribution Indoor/Outdoor Cable, Adventum loose tube, 12 fibers	LTPK012xxxxxx	LTRK012xxxxxx
Armor-Tek Interlock Armor Tight Buffer Premises Distribution Indoor/Outdoor Cable, Adventum loose tube, 24 fibers	LTPK12B024xxxxxx	LTRK12B024xxxxxx
Armor-Tek Interlock Armor Tight Buffer Premises Distribution Indoor/Outdoor Cable, Adventum loose tube, 48 fibers	LTPK12B048xxxxxx	LTRK12B048xxxxxx
Armor-Tek Interlock Armor Tight Buffer Premises Distribution Indoor/Outdoor Cable, Adventum loose tube, 72 fibers	LTPK12B072xxxxxx	LTRK12B072xxxxxx
Armor-Tek Interlock Armor Tight Buffer Premises Distribution Indoor/Outdoor Cable, Adventum loose tube, 96 fibers	LTPK12B096xxxxxx	LTRK12B096xxxxxx
Armor-Tek Interlock Armor Tight Buffer Premises Distribution Indoor/Outdoor Cable, Adventum loose tube, 144 fibers	LTPK12B144xxxxxx	LTRK12B144xxxxxx
Armor-Tek Interlock Armor Tight Buffer Premises Distribution Indoor/Outdoor Cable, Adventum loose tube, 288 fibers	LTPK12B288xxxxxx	LTRK12B288xxxxxx
Armor-Tek Interlock Armor Tight Buffer Premises Distribution Indoor/Outdoor Cable, Adventum loose tube, 432 fibers	LTPK12B432xxxxxx	LTRK12B432xxxxxx

xxxxxx = Fiber Type: OM1 (CB3510/25), OM3 (EB3010/25), OM4 (FB3010/F5), OM4+ (XB3010/X5), OM5 (WB3010/W5), OS2 Tight Buffered (AB0707), OS2 Loose Tube (AB0403)
 Note: Armored cable should be grounded on one end Additional Armor-Tek constructions available. Please contact sales with inquiries

CUSTOMERS IN CANADA can find additional fiber cable options on page B64.

OPTICAL CABLES | Tight-Buffered (for Canadian Market)



TIGHT-BUFFERED PREMISES DISTRIBUTION INDOOR/OUTDOOR CABLES

- Designed for LAN/WAN campus and building backbone cabling infrastructure
- Suitable for outside plant installation in conduit below the frost line (non-aerial lashed)
- Enables installations from outside plant into building with no transition point requirement
- High tensile strength, crush-resistant and small-diameter all dielectric design
- Ready for direct termination, no fan-out kits are needed
- Fully water-blocked core or subunits using all dry technology
- Fungus and sunlight resistant
- Greater pulling distances possible due to high tensile strength
- Low cable plant maintenance and ease of installation
- Flexible, reduced cable diameter with easy access to tight buffered fibers
- Suitable for in-tray applications
- Offered in OM3, OM4, and single-mode
- 6, 12, and 24 fiber (plenum rated) construction design



TIGHT-BUFFERED INTERLOCK ARMOR PREMISES DISTRIBUTION INDOOR/OUTDOOR CABLES

- Jacketed armor remains flexible due to the spiral wrap armoring process
- Easy one-pull installation into any environment
- Compact outside diameters when compared to plenum innerduct or conduit
- Aluminum interlock offers 4 to 8 times the crush resistance of a standard dielectric fiber cable
- Eliminates the need for conduit or plenum innerduct
- Significant cost savings in both materials and labor - up to 25%
- Suitable for hazardous environments or difficult installations
- Accommodates last minute relocations or pathway changes
- Provides a higher concentration of cables in an area than conduit
- Can be installed in campus environments due to the durability and indoor/outdoor rating of the cable
- Rugged armoring materials provide additional security for the fiber backbone
- Suitable for tray installations
- Offered in OM3, OM4, and single-mode
- 6, 12, and 24 fiber (plenum rated) construction design


[A] TIGHT-BUFFERED PREMISES DISTRIBUTION INDOOR/OUTDOOR CABLES (CANADA)

DESCRIPTION	PART NO.
Tight-Buffered Premises Distribution Indoor/Outdoor Cable, plenum rated, 6 fibers, OM3	DOM3P-061
Tight-Buffered Premises Distribution Indoor/Outdoor Cable, plenum rated, 6 fibers, OM4	DOM4P-061
Tight-Buffered Premises Distribution Indoor/Outdoor Cable, plenum rated, 6 fibers, OS2	D008P-061
Tight-Buffered Premises Distribution Indoor/Outdoor Cable, plenum rated, 12 fibers, OM3	DOM3P-121
Tight-Buffered Premises Distribution Indoor/Outdoor Cable, plenum rated, 12 fibers, OM4	DOM4P-121
Tight-Buffered Premises Distribution Indoor/Outdoor Cable, plenum rated, 12 fibers, OS2	D008P-121
Tight-Buffered Premises Distribution Indoor/Outdoor Cable, plenum rated, 24 fibers, OM3	DOM3P-241
Tight-Buffered Premises Distribution Indoor/Outdoor Cable, plenum rated, 24 fibers, OM4	DOM4P-241
Tight-Buffered Premises Distribution Indoor/Outdoor Cable, plenum rated, 24 fibers, OS2	D008P-241

[B] TIGHT-BUFFERED INTERLOCK ARMOR PREMISES DISTRIBUTION INDOOR/OUTDOOR CABLES (CANADA)

Interlock Armor Premises Distribution Indoor/Outdoor Cable, plenum rated, 6 fibers, OM3	DAM3P-061
Interlock Armor Premises Distribution Indoor/Outdoor Cable, plenum rated, 6 fibers, OM4	DAM4P-061
Interlock Armor Premises Distribution Indoor/Outdoor Cable, plenum rated, 6 fibers, OS2	DA08P-061
Interlock Armor Premises Distribution Indoor/Outdoor Cable, plenum rated, 12 fibers, OM3	DAM3P-121
Interlock Armor Premises Distribution Indoor/Outdoor Cable, plenum rated, 12 fibers, OM4	DAM4P-121
Interlock Armor Premises Distribution Indoor/Outdoor Cable, plenum rated, 12 fibers, OS2	DA08P-121
Interlock Armor Premises Distribution Indoor/Outdoor Cable, plenum rated, 24 fibers, OM3	DAM3P-241
Interlock Armor Premises Distribution Indoor/Outdoor Cable, plenum rated, 24 fibers, OM4	DAM4P-241
Interlock Armor Premises Distribution Indoor/Outdoor Cable, plenum rated, 24 fibers, OS2	DA08P-241

Note: Armored cable should be grounded on one end



FEATURED PRODUCTS

FastCAM
Connectors **B66**

Connectors & Housings

Leviton has everything you need to properly terminate your fiber network. FastCAM™ and Fast-Cure™ connectors are available in LC, SC, and ST styles. To extend fiber to the workstation, we also offer QuickPort™ footprint fiber adapters that fit into our standard wallplates and Multimedia Outlet System (MOS) housings. Go to the Wallplates & Housings section to see our extensive wallplate selection.



FASTCAM CONNECTORS

- Pre-polished, field-installable connectors
- Use precision zirconia ferrules
- Require no polishing or epoxy curing; provide immediate termination
- Precision mechanical termination uses molded v-groove technology to retain and align the fiber
- Terminated on 250 µm or 900 µm buffered fiber and/or 2 or 3 mm jacketed fiber
- Higher yields with Visual Fault Locator (VFL)-compatible LC, SC, and ST connectors
- Available in OM1, OM3, OM4, OS2 UPC, and OS2 APC (SC only)




FASTCAM CONNECTORS - 1 PER BAG			
DESCRIPTION	OS2 SINGLE-MODE	OM1 MULTIMODE	OM3 & OM4 LOMM
[A] LC FastCAM Connector	49991-SLC (Blue)	49991-MLC (Beige)	49991-LLC (Aqua)
[B] SC FastCAM Connector	49991-SSC (Blue)	49991-MSC (Beige)	49991-LSC (Aqua)
[C] SC/APC FastCAM Connector*	49991-ASC (Green)	—	—
[D] ST FastCAM Connector	49991-SST (Blue)	49991-MST (Beige)	49991-LST (Aqua)

FASTCAM ACCESSORIES			
FastCAM LC Duplex Clips	49991-CLP	49991-CLP	49991-CLP


See pages B61-B64 for Fast-Cure tools and consumables.

SPOTLIGHT Visual Fault Locator (VFL)



The Leviton Visual Fault Locator (VFL) uses a bright red laser to locate faults in optical fiber, such as bends, breaks, and defective connectors. The VFL comes with a 2.5 mm interface for ST and SC type connectors, a 1.25 mm adapter for LC connectors, and a soft carrying case. Use with LC, SC, and ST FastCAM connectors. The VFL is an ideal tool for first time users of FastCAM prepolysh connectors, as it provides real-time visual feedback on success of fiber-to-fiber coupling just prior to activating the clamps.

See page B75.



FAST-CURE CONNECTORS

- Anaerobic adhesive-style, field-installable connectors
- Hand polishing required
- Most robust connection; ideal for inside and outside plant applications
- Available in LC, SC, and ST connector styles
- 900 µm and 3 mm boots included with SC and ST connectors



[A] FAST-CURE ADHESIVE CONNECTORS				
DESCRIPTION	OS2 SINGLE-MODE	OM1 MULTIMODE	OM3 & OM4 LOMM	
[A] LC Fast-Cure Connector with 2 and 3 mm boot	49990-SL2 (Blue)	49990-ML2 (Beige)	49990-LL2 (Aqua)	
[B] LC Fast-Cure Connector with 900 µm boot	49990-SDL (Blue)	49990-MDL (Beige)	49990-LDL (Aqua)	
[C] SC Fast-Cure Connector	49990-SSC (Blue)	49990-MSC (Beige)	49990-LSC (Aqua)	
[D] ST Fast-Cure Connector	49990-SST	49990-MST	—	

FAST-CURE ACCESSORIES				
[E] SC Duplex Clip for Fast-Cure Connector, black (bag of 25)	49886-DSC	49886-DSC	49886-DSC	
[F] LC Duplex Clip for Fast-Cure Connector, beige (bag of 25)	—	49886-DLM	49886-DLM	
[G] LC Duplex Clip for Fast-Cure Connector, blue (bag of 25)	49886-DLS	—	—	

See pages B73-B76 for Fast-Cure tools and consumables.

SPOTLIGHT | Field Connectors Insertion Loss

	FASTCAM		FAST-CURE	
IL	SM	MM	MM	SM
TYPICAL	0.2 dB	0.1 dB	0.2 dB	0.2 dB
MAX	0.5 dB	0.5 dB	0.3 dB	0.3 dB

Leviton offers multiple reliable methods for field fiber connections. FastCAM pre-polished connectors provide precision mechanical fiber termination. No proprietary tools, no epoxy and no time-consuming hand polishing required, so installation takes just minutes. Fast-Cure epoxy connectors are reliable, cost-effective fiber optic connectors with robust, adhesive termination.



QUICKPORT FIBER ADAPTERS

- Snap into all QuickPort openings and Multimedia Outlet System (MOS) housings
- Tool-free plug-n-play installation
- Offered with precision phosphor bronze or zirconia ceramic alignment sleeve


QUICKPORT FIBER ADAPTERS	
DESCRIPTION	PART NO.
LC Adapter, shuttered, MM, zirconia ceramic sleeve, beige*	41086-ML°
[A] LC Adapter, shuttered, 10 Gb/s LOMM, zirconia ceramic sleeve, aqua*	41086-LL°
Duplex LC Adapter, shuttered, SM, zirconia ceramic sleeve, blue*	41086-SL°
[B] Simplex SC Shuttered Adapter, SM, zirconia ceramic sleeve	41085-S^C
[C] Simplex SC/APC Adapter, SM/MM, zirconia ceramic sleeve*	41085-AS°
[D] ST Fiber Optic Adapter, SM/MM, zirconia ceramic sleeve	41084-S^Z
[E] MTP® Adapter, SM/MM, key up to key down*	41085-TP°
MTP Adapter, SM/MM, key up to key up*	41085-TB°

* = Minimum order quantity and lead times may apply.

^ = Colors: Choose from any of the colors below.

Some adapters are custom; contact Inside Sales at (800) 824-3005 for ordering information.

* = Colors: Choose from any of the colors below.





A

FIBER OPTIC FAN-OUT KITS

- Protect bare fiber and prepare loose-tube cable for direct termination to industry-standard connectors
- Separate 250 µm fibers and route into color-coded 900 µm buffer tubes with no proprietary tools
- Available in 6- or 12-strand kits and 24- or 36-inch lengths
- Works with cabling from any manufacturer (will accommodate maximum buffer-tube diameter up to 3.5 mm)

FIBER OPTIC FAN-OUT KITS	
DESCRIPTION	PART NO.
[A] 24" Fiber Optic Fan-Out Kit, 6 fiber	49887-06S
24" Fiber Optic Fan-Out Kit, 12 fiber	49887-12S
36" Fiber Optic Fan-Out Kit, 6 fiber	49887-06L
36" Fiber Optic Fan-Out Kit, 12 fiber	49887-12L
Fan-Out Consumables Kit	49800-FAN



A

RIBBON BREAKOUT KITS

- Designed to work with Berk-Tek™ Central Tube Ribbon Cables, either standard flat ribbon or the pliable ribbon design
- Using the breakout kit, the individual 12-count ribbons are broken out through the supplied transition housing and protected with the included oval shaped and color coded furcation tubing
- 31-inch furcation tubing, with ID of 1.6 x 3.6mm, and OD of 2.4 x 4.4 mm
- One 12-fiber ribbon per tube
- Terminates to MPO connector or spliced to MPO pigtail
- Color-coded furcation tubes for ribbon sequence identification
- Achieves extract length cable builds on-site in real-time without the risk of shorts and excess slack
- Furcation tubing contains aramid yarns
- Protects bare fiber optic ribbon
- Cuts time, material, and labor costs
- RoHS compliant

[A] BUFFER TUBE BREAKOUT KITS

DESCRIPTION	PART NO.
Buffer Tube Breakout Kit, 12 count (B012)	11101879
Buffer Tube Breakout Kit, 24 count (B024)	11101880
Buffer Tube Breakout Kit, 36 count (B036)	11101881
Buffer Tube Breakout Kit, 48 count (B048)	11101882
Buffer Tube Breakout Kit, 60 count (B060)	11101883
Buffer Tube Breakout Kit, 72 count (B072)	11101884
Buffer Tube Breakout Kit, 96 count (B096)	11101885
Buffer Tube Breakout Kit, 144 count (B0144)	11101886
Buffer Tube Breakout Kit, 288 count (B0288)	11102222

Note: One kit needed for each end of a terminated tube



FEATURED PRODUCTS

Visual Fault Locator (VFL) **B75**

Cleaver **B75**

Tools & Consumables

Different termination technologies require unique tools. Leviton has everything you need to terminate Fast-Cure™ (adhesive polish) and FastCAM™ (pre-polished) connectors. We also offer cleaning tools for LC, SC, and MTP® connectors. Choose from complete kits, or mix and match individual tools and a wide variety of consumables.

VISUAL FAULT LOCATOR (VFL)

Quickly locate optical fiber damage with the Leviton Visual Fault Locator (VFL). The pocket-sized tool uses a bright red laser to locate faults, including tight bends, breaks, and defective connectors. The VFL comes with a 2.5 mm interface for ST and SC type connectors, a 1.25 mm adapter for LC connectors, and a soft carrying case. Use with FastCAM™ LC and SC connectors for enhanced terminations. The VFL is an ideal tool for first time users of FastCAM prepolish connectors, as it provides real-time visual feedback on success of fiber-to-fiber coupling just prior to activating the clamps. **See page B75.**



Tools & Consumables

FIBER




LEVITON 200X INSPECTION SCOPES

Reduce the chances of over-polishing with Leviton's high-powered inspection scopes. View single-mode and multimode end-face polishes safely with our oblique viewing technology. Full laser eye protection is provided through wavelengths of 850-1550 nanometers (nm). Rugged metal and rubber construction stands up to job-site abuse while offering an ergonomic grip. **See page B75.**

FASTCAM TERMINATION TOOLS

FastCAM terminations and fusion splicing both require precision cleaving. Get the accuracy you need with the cleaver. A cleave angle of 90 degree +/- .5 degree is guaranteed. The 16-position blade remains sharp through approximately 48,000 cleaves. Clean-up is eliminated with the built-in waste holder. For a self-contained workspace, mount the cleaver to the optional work tray and use the gooseneck LED for task lighting. The Leviton APC Angled Cleaver is required for APC single-mode FastCAM connectors. **See page B75.**



ONLINE TRAINING VIDEOS

Increase your expertise with Leviton's online fiber training. Step-by-step instructions on terminating FastCAM 250 μm or 900 μm fiber, using our fan-out kits, or terminating Fast-Cure™ connectors are all available with just a click of the mouse. All of Leviton's training videos feature clear, easy-to-understand images and instructions for maximum effectiveness. **Visit Leviton.com/ns/videos.**





A



B



C



D

FIBER OPTIC BASIC TOOL KIT

- Essential tool set for quick field-termination of multimode and single-mode Fast-Cure™ connectors
- Includes compact, lightweight case, inspection scope, polishing pad, standard 2.5mm and LC 1.25mm polishing fixture, fiber optic crimp tool, scissors, and jacket stripper

FIBER OPTIC FAST-CURE TOOL KIT

- All the tools you need for terminating multimode or single-mode LC, SC, or ST Fast-Cure adhesive connectors
- Includes compact, lightweight case, inspection scope, polishing pad, standard 2.5mm and LC 1.25mm polishing fixture, LC scope adapter, fiber optic crimp tool, safety glasses, scissors, jacket stripper, and music wire

FIBER OPTIC FASTCAM™ TOOL KIT

- Precision cleaving for guaranteed FastCAM connector performance
- Includes Opt-X fiber cleaver, Opt-X work tray, Opt-X flex LED light, fiber jacket stripper, lint-free wipes, and alcohol moistened cleaning wipes

Consumables sold separately. See page B76.

FIBER OPTIC TOOL KITS	
DESCRIPTION	PART NO.
[A] Basic Fast-Cure Tool Kit	49800-MTK
[B] Fast-Cure Tool Kit	49800-FTK
[C] FastCAM Tool Kit with Cleaver, Work Tray, and LED light*	49800-LAK
[D] FastCAM Tool Kit with Cleaver*	49800-MSK

* = Minimum order quantity and lead times may apply.

FIBER OPTIC TOOL KITS CONTENTS	FAST-CURE™ TOOL KITS		FASTCAM™ TOOL KITS	
	[A] 49800-MTK	[B] 49800-FTK	[C] 49800-LAK	[D] 49800-MSK
Tool Kit Carrying Case (49886-FCC)	•	•	•	•
250 and 900 μm Buffer Remover (49886-BR2)		•	•	•
Fiber & Jacket Strip Tool, 250/900 micron and 2.0/3.0 mm (49886-BR3)	•	•		
Jacket Stripper (49886-STP)	•	•		
Aramid Strand Scissors (49886-SIS)	•	•		
Safety Glasses (not sold separately)		•		
Polishing Puck 1.25 mm, LC (49886-LCP)		•		
Polishing Puck 2.5 mm, SC/ST (49886-PUC)	•	•		
Polishing Pad 7.6 cm x 15.2 cm (49886-PAD)	•	•		
Sapphire Scribe (49886-SCR)	•	•		
Fiber Cleaver Lynx (49886-LNX)			•	•
Fiber Cleaver CT-30A (49886-CTA)				
100x Inspection Scope (49886-SCP)	•			
200x Inspection Scope (49886-FSP)		•		
LC Scope Adapter, works with 200x scope only (49886-LCS)		•		
Piano Clearing Wire, included in the FTK (49886-WRE)		•		
Lint-Free Dry Wipes, 100 per pack (49886-DWP)		•	•	•
Alcohol Pads, 100 per pack (49886-APD)		•	•	•
Lapping Film 12 μm AL2O3, 100 per pack (49886-12F)		•		
Lapping Film 3 μm AL2O3, 100 per pack (49886-03F)		•		
Lapping Film 0.3 μm AL2O3, 100 per pack (49886-X3F)		•		
Crimp Tool (49886-FCT)		•		
Light LED Magnetic Gooseneck (49886-LGN)			•	
Work Tray Zinc Plated Steel (49886-LNT)			•	

SPOTLIGHT

GigaCenter Attracts Cloud and Colocation Clients with Efficient Design, Ideal Location



The GigaCenter in British Columbia serves more than 1,800 customers, who use from a single cabinet to an entire GigaVault. When choosing network connectivity, the GigaCenter network engineers decided on Leviton for their products, experienced people, strong logistics support for moving product fast, and the capability to fulfill unique needs for non-standard equipment and make-to-order products. They also took advantage of the Leviton data center team, getting help with network infrastructure design.

TOOLS & CONSUMABLES | Fiber Optic Tools



UNIVERSAL TOOLS & ACCESSORIES		
DESCRIPTION	PART NO.	
[A] 250 and 900 μm Buffer Remover (yellow handle)	49886-BR2	
[B] Stripper 2.0/3.0 mm Jacket and 250/900 μm Buffer	49886-BR3	
[C] Jacket Stripper	49886-STP	
[D] Aramid Strand Scissors	49886-SIS	
Sapphire Scribe	49886-SCR	
1.25 mm (LC) Polishing Puck	49886-LCP	
2.5 mm (SC/ST) Polishing Puck	49886-PUC	
3" x 6" Polishing Pad	49886-PAD	
Tool Kit Carrying Case	49886-CSE	
Safety Pad	49886-SPD	
[E] 200x Inspection Scope	49886-FSP	
[F] LC Scope Adapter (works with 200x scope only)	49886-LCS	
Duplex LC Scope Adapter (works with 200x scope only)	49886-LCD	
[G] MTP® Scope Adapter (works with 200x scope only)	49886-MCS	
Fiber Optic Crimp Tool with .128/.151/.178 hex die	49886-FCT	
Tool Kit Carrying Case	49886-FCC	
[H] MTP/MPO Male/Female Cleaning Tool (>600 Cleanings)	49886-MCT	
MTP/MPO Refill Kit for 49886-MCT	49886-MCR	
[I] LC-LC and MU Cleaning Tool	49886-LCT	
[J] SC-SC, ST, FC and E2000 Cleaning Tool	49886-SCT	
[K] MTP/MPO Female Cleaning Tool	49886-UFT	
MTP/MPO Male (w/pins) Cleaning Tool	49886-UMT	

FASTCAM™ SPECIFIC TOOLS		
DESCRIPTION	PART NO.	
Work Tray^	49886-LNT	
Gooseneck LED^	49886-LGN	
[L] APC Angled Cleaver	49886-APC	
[M] Flat Cleaver	49886-LNX	
[N] Visual Fault Locator (VFL) (2.5 mm and 1.25 mm adapters included)	49886-VFL	
Replacement 1.25 mm Adapter for VFL	49886-FLA	

^ = Minimum order quantity and lead times may apply.

LEARN: CLEANING INSTRUCTIONS

Protect your investment and make sure you get the network performance you expect when you CL.I.C. — Clean, Inspect, Connect.

See page B40 or visit Leviton.com/clc for directions.



UNIVERSAL CONSUMABLES KIT

All the basic supplies needed to clean and polish fiber optic connectors. Set includes:

- 50 lint-free dry wipes
- 50 alcohol pads
- 30 sheets 12 μm lapping film
- 30 sheets 3 μm lapping film
- 30 sheets 0.3 μm lapping film
- Piano wire

ADHESIVE/ACCELERATOR KIT

Sufficient supplies for approximately 200 terminations. Set includes:

- Loctite 680 adhesive
- Loctite 7649 accelerator with syringe
- Two needles

FAST-CURE™ CONSUMABLES KIT

Everything from the Universal Kit, plus specialized supplies for approximately 200 Fast-Cure terminations. Additional included items:

- 25 syringes
- 25 needles
- Adhesive and accelerator

FAN-OUT CONSUMABLES KIT

Kit terminates a minimum of 10 Fiber Optic Fan-Out Kits.

Set includes:

- 20 lint-free dry wipes
- 10 alcohol pads
- 10 D'Gel® packets
- Sealant
- Talc powder

CONSUMABLES KITS	
DESCRIPTION	PART NO.
[A] Universal Consumables Kit	49800-CON
[B] Fast-Cure Consumables Kit	49800-FCC
[C] Adhesive/Accelerator Kit	49800-680
[D] Fan-Out Consumables Kit	49800-FAN
CONSUMABLES	
Piano Wire	49886-WRE
Lint-Free Dry Wipes (100 per pack)	49886-DWP
Alcohol Pads (100 per pack)	49886-APD
12 μm Aluminum-Oxide Lapping Film, pink (100 per pack)	49886-12F
3 μm Aluminum-Oxide Lapping Film, yellow (100 per pack)	49886-03F
0.3 μm Aluminum-Oxide Lapping Film, light blue (100 per pack)	49886-X3F
Replacement Needles (25 per pack)	49886-FCN
Replacement Syringes (25 per pack)	49886-SYR

INDUSTRIAL ETHERNET SOLUTIONS



SECTION C CONTENTS

INDUSTRIAL ETHERNET SOLUTIONS

- C3** Harsh Environment Enterprise Applications
- C5** Factory Automation Applications
- C7** DuraPort™ Industrial Connectivity
- C9** Industrial Copper Cables
- C15** Field Installable Connectors
- C16** Pre-Terminated Patch Cords



OUTDOOR CAMERA OR WIRELESS ACCESS POINT (WAP)

Have more versatility in where you place security cameras and protect your network connections with DuraPort™ Industrial connectivity. The system includes a robust water-tight seal provided by the jack housing, coupled with cable that withstands outdoor exposure to provide a reliable solution for your outdoor security and wireless access.



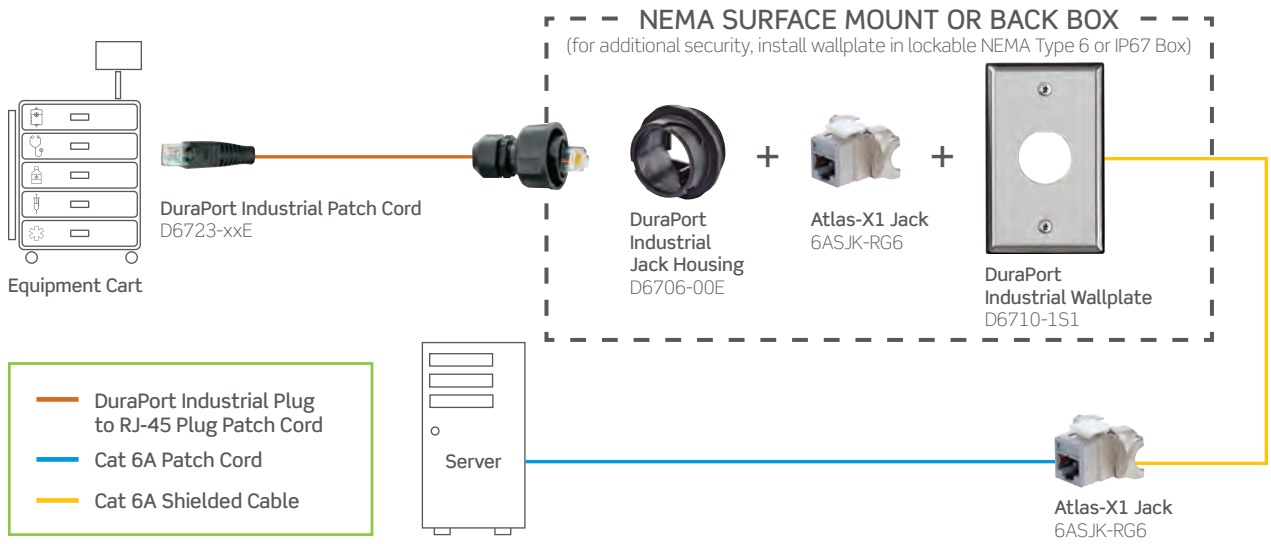
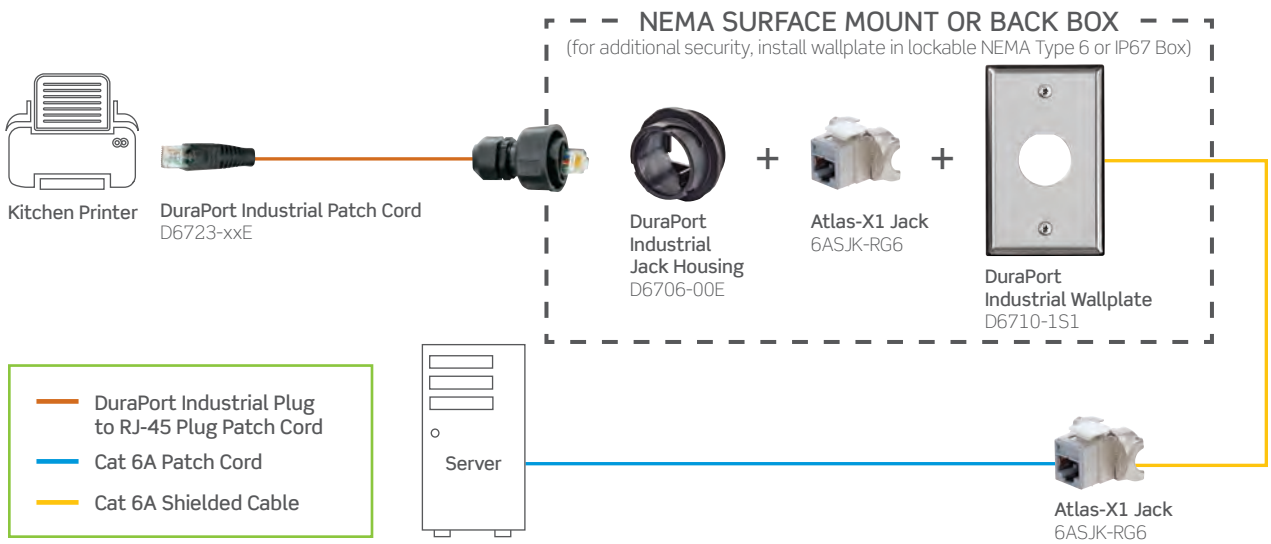
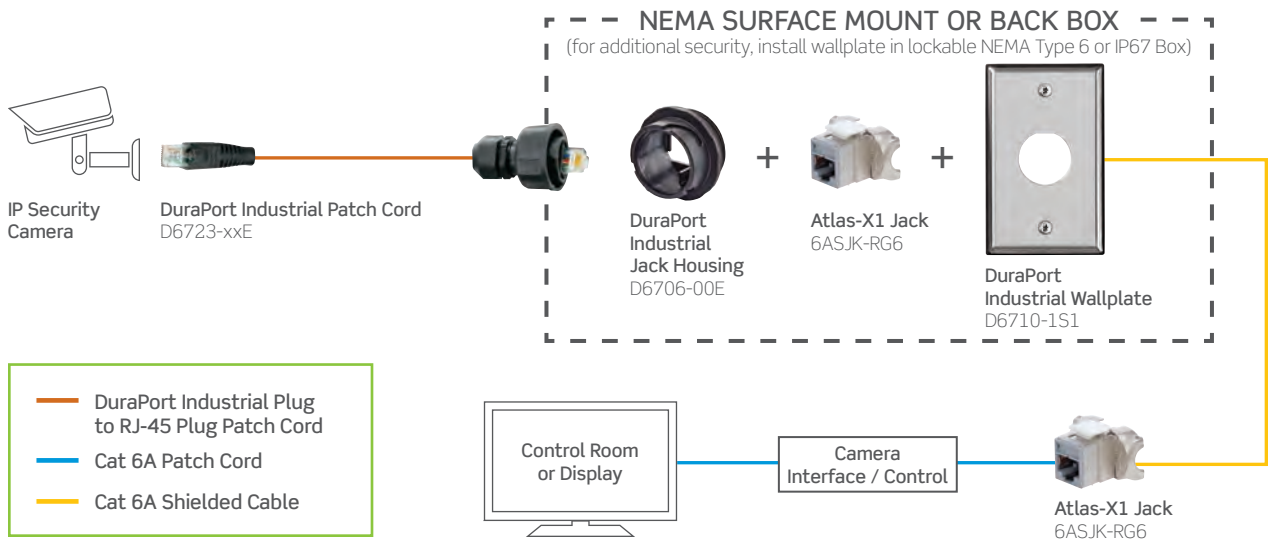
COMMERCIAL KITCHENS OR EXTREME CLIMATE EXPOSURE

The Internet of Things connects devices in areas not associated with reliable network connections. Industrial kitchens, tropical climates, outdoor areas, and even car washes offer services benefiting from a network connection. Protecting those network connections from the elements can be the difference between a satisfied customer and lost business. DuraPort systems provide a secure, water- and dust-tight wallplate and cable assembly to stand up to the harsh conditions found in locations from commercial kitchens to outdoor vending machine kiosks.



HEALTH CARE ENVIRONMENTS

Easy to connect and clean DuraPort industrial connectivity, coupled with best-in-class Atlas-X1 Cat 6A Shielded QuickPort™ Jacks give you the network performance you need in demanding health care environments. The DuraPort system protects data connections from dust and water intrusion, making it safe for procedure rooms, patient rooms and areas that require spray-down cleaning.

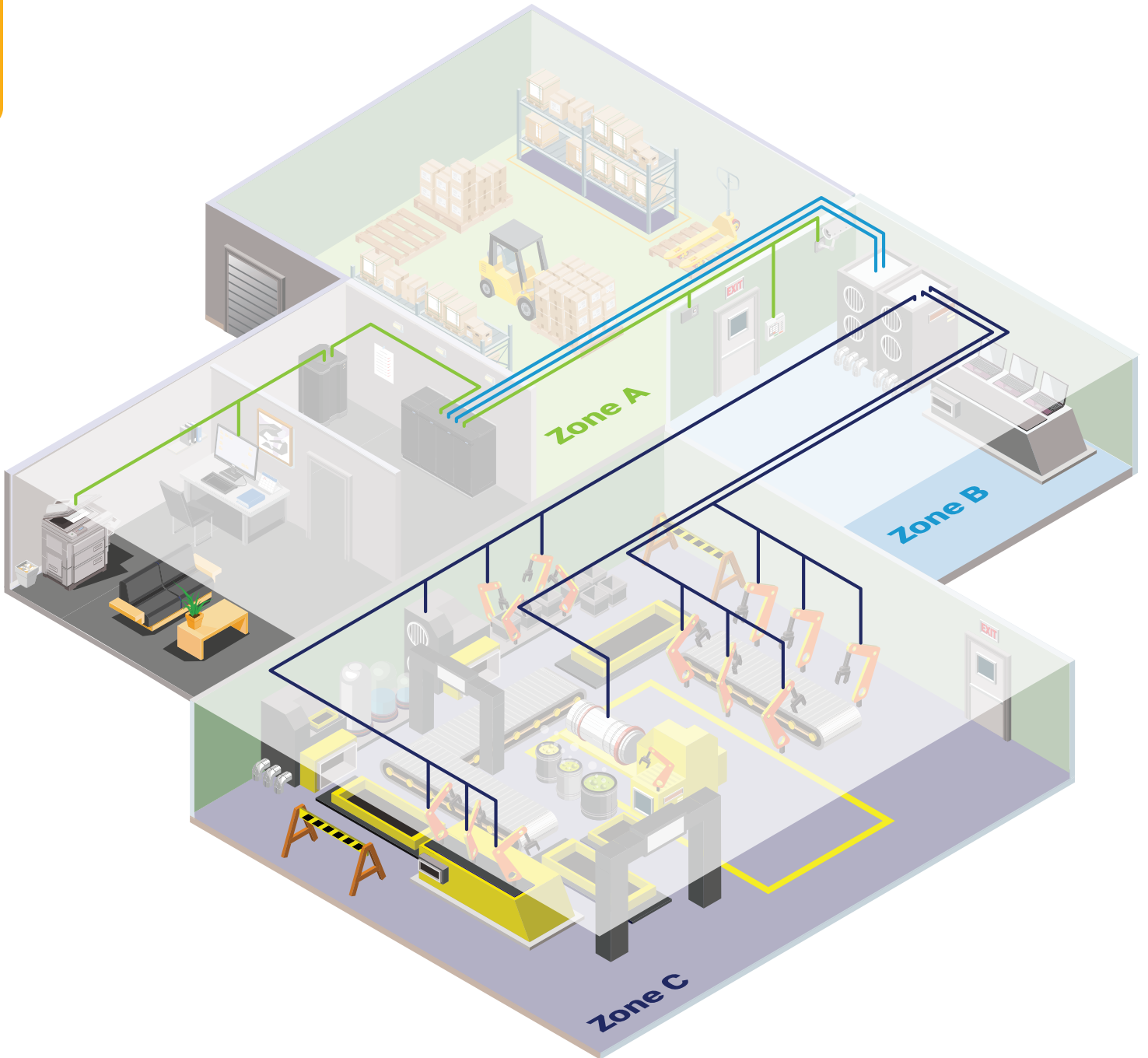


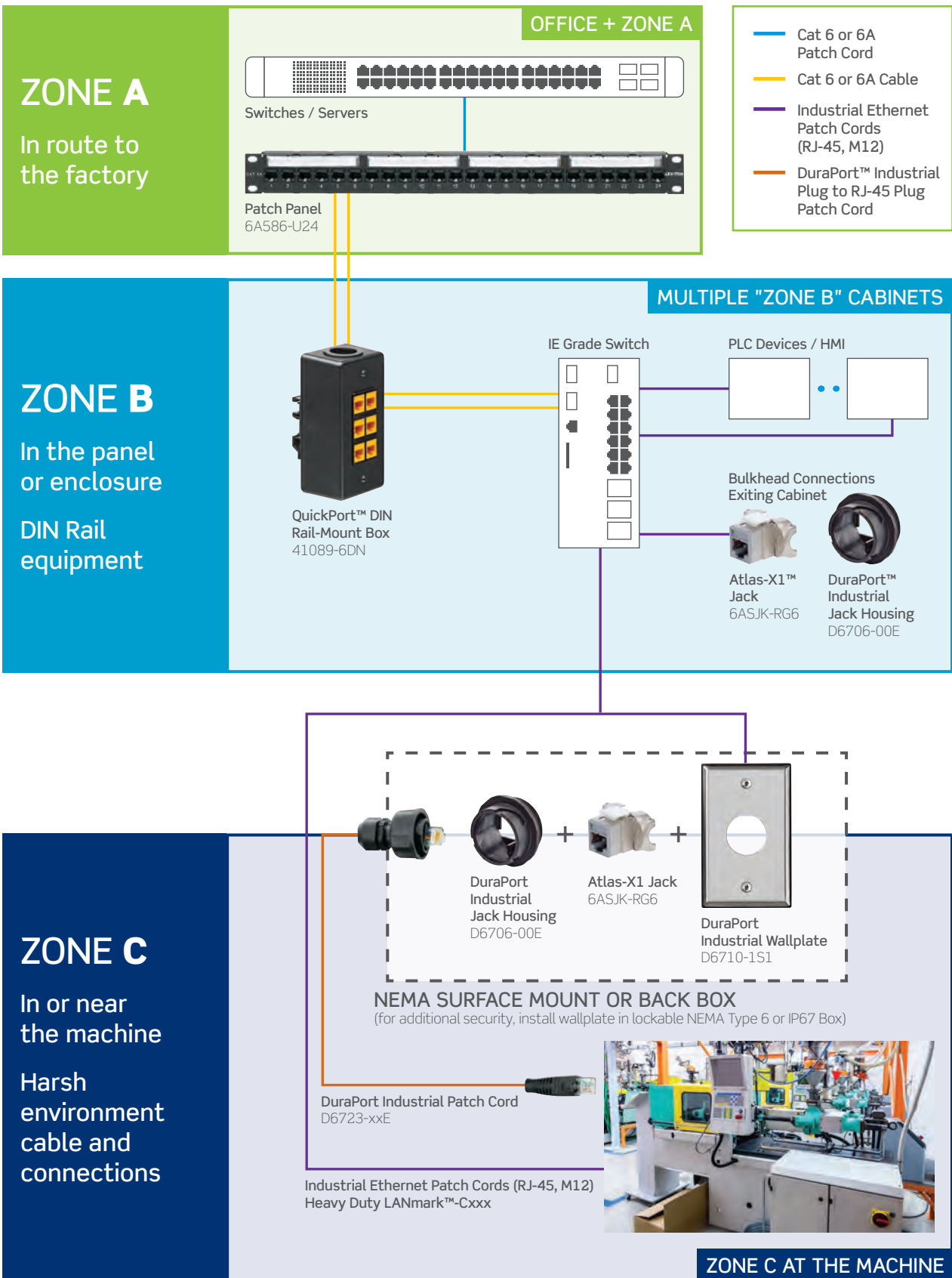
CONNECT WITH CONFIDENCE

Downtime is lost time. And lost time means lost profitability. In harsh and industrial environments, you need reliable, worry-free performance for your Control, Monitor and Process applications. Leviton Industrial Ethernet Solutions give you the confidence to make the connection by eliminating and minimizing risk, and ultimately achieving 100% uptime.

Applications

INDUSTRIAL ETHERNET SOLUTIONS





Applications

INDUSTRIAL ETHERNET SOLUTIONS



DURAPORT JACK HOUSING

- Twist-lock mating allows for easy installation and provides a robust seal
- Compatible with all Atlas-X1 and eXtreme™ QuickPort™ Jacks (sold separately)
- Captive cap with retainer protects and seals unused ports

DURAPORT STAINLESS-STEEL WALLPLATE

- Patented overmolded gasket on wallplates provides a watertight fit
- Safeguards network in severe conditions and resists moisture, dust, corrosion, acids, oils, and vibration
- Provides a complete seal without o-rings
- Compatible with standard NEMA boxes
- Help position and retain screws during installation

DURAPORT OUTLET KIT

- DuraPort components assembled for added convenience
- Kits include jack housing, jack cap, and stainless-steel wallplate
- Patch cords and QuickPort Jacks are sold separately

DURAPORT PATCH CORDS

- Available in industrial plug to industrial plug, and industrial plug to RJ-45 plug configurations
- Cat 6A shielded and Cat 6 UTP available in 3' to 50' lengths, black
- Compatible with Leviton heavy duty Weatherproof Boxes, available in single-gang (1GM53, 1GM73) and two-gang (2GM53, 2GM55, 2GM73, 2GM75) configurations



PROTECTION AGAINST SOLID OBJECTS

0	None
1	Solid objects larger than 50 mm
2	Solid objects larger than 12.5 mm
3	Solid objects larger than 2.5 mm
4	Solid objects larger than 1.0 mm
5	Dust
6	Dust tight

PROTECTION AGAINST WATER

0	None
1	Vertically falling water drops
2	Vertically falling water drops (up to 15° angle)
3	Spraying water
4	Splashing water
5	Water jets
6	Powerful water jets
7	Temporary immersion in water
8	Continuous immersion in water

IP67-RATED INGRESS PROTECTION

IP ratings are based on International Standard IEC 60529. All DuraPort products are IP67 rated as highlighted in the charts above.

DURAPORT INDUSTRIAL JACK HOUSINGS

DESCRIPTION	PART NO.
[A] Housing with Cap (jack sold separately)	D6700-00E
Cap (housing not included)	D6701-00E

DURAPORT INDUSTRIAL STAINLESS-STEEL WALLPLATES

[B] Industrial Wallplate, stainless steel, 1-port, single-gang	D6710-1S1
[C] Industrial Wallplate, stainless steel, 2-port, single-gang	D6710-1S2
[D] Industrial Wallplate, stainless steel, 2-port, dual-gang	D6710-2S2
[E] Industrial Wallplate, stainless steel, 4-port, dual-gang	D6710-2S4

DURAPORT INDUSTRIAL PATCH CORDS, CAT 6

[F] DuraPort Plug to DuraPort Plug	D6720-xxE
[G] DuraPort Plug to RJ-45 Plug	D6721-xxE

DURAPORT INDUSTRIAL PATCH CORDS, CAT 6A SHIELDED*

DuraPort Plug to DuraPort Plug	D6722-xxE
DuraPort Plug to RJ-45 Plug	D6723-xxE

DURAPORT INDUSTRIAL OUTLET KITS


Industrial Outlet Kit, stainless steel, 1-port, single-gang	D670K-1S1
[H] Industrial Outlet Kit, stainless steel, 2-port, single-gang	D670K-1S2
Industrial Outlet Kit, stainless steel, 2-port, dual-gang	D670K-2S2
[I] Industrial Outlet Kit, stainless steel, 4-port, dual-gang	D670K-2S4

xx = Length in feet. 03, 05, 07, 10, 15, 20, 50

* = Cat 6A also available in 35 ft. length: 35

SPOTLIGHT


Connectivity for DIN Rail Mounting



The compact **DIN Rail-Mount Box (41089-6DN)** provides an ideal network patching solution for Cat 5e or Cat 6 cabling systems. The box accepts a Leviton QuickPort™ Decora™ Insert, available with 1, 2, 3, 4, or 6 ports. It allows for orientation of the cable access port at the top or bottom, increasing flexibility of cabling within a tight control enclosure.



For fiber cabling, you can use the **Leviton SDX Mini Wall-Mount Enclosure (5WMNT-01C)** for DIN rail mounting. The mini enclosure houses up to 24 fibers (LC), and can accommodate field terminated connectors, splicing, or pre-terminated fiber trunks and assemblies.



ZONE A CABLES: CAT 6A, CAT 6, CAT 5E

- 600 V AWM design for best electrical performance near machines and panels
- Easily transition from indoor to outdoor environments with CMR and CMX outdoor listing
- Sunlight Resistance II (720 hours) and Oil Resistance I (60°C)
- Weld Spatter resistance, abrasion resistance up to 75 cycles and pull tension up to 40 lbs.
- Comply with Low Voltage EU Directive 2014/35/EU, CE Approved, RoHS EU Directive 2011/65/EU, PoE 802.3bt (Type 1 [af], 2 [at], 3 and 4), ISO/IEC 11801, ODVA EtherNet/IP Compliant, ANSI/TIA-568.2-D, UL 444
- LANmark™-A750 Cat 6A Cable includes isolation wrap for UTP termination is suitable for cable tray installations

AVAILABLE ZONE A FIBER CABLES:

See Section B for product details and ordering information.

Tight-Buffer Premises Distribution I/O

Tight Buffer Heavy Duty Breakout

Loose Tube (Dry-Gel) Adventum I/O

Loose Tube (Gel Filled) Outside Plant All Dielectric

Loose Tube Outside (Gel Filled) Plant



BERK-TEK™ INDUSTRIAL COPPER CABLES | Zone A > Cat 6A, 6 & 5e

ZONE A CABLES

DESCRIPTION	PHYSICAL CHARACTERISTICS						PERFORMANCE RATING							PART NO	
	# of Pairs	AWG	Shielding	Jacket Material	Nominal Diameter (in)	Conductor	Flame Rating	Oil Resistance*	UV/Sunlight Resistance^	Voltage Rating	Operating Temperature	Weld Spatter Resistant	Pull Tension (lbs)		Automation Protocol Compliance
CAT 6A															
[A] LANmark™-A750, reel	4	23	X/UTP†	PVC	0.31	Solid	CMR CMX Outdoor	I	II	600 V AWM	-40°C to 80°C	Yes	40	EtherNet/IP	11099213 (Teal) 11101957 (Black)
LANmark-A920, reel	4	23	X/UTP†	PVC	0.31	Solid	CMR CMX Outdoor	I	II	300 V	-40°C to 75°C	No	40	EtherNet/IP	11102422 (Teal)
CAT 6															
[B] LANmark-A689, reel	4	23	U/UTP	PVC	0.26	Solid	CMR CMX Outdoor	I	II	600 V AWM	-40°C to 80°C	Yes	40	EtherNet/IP	11099212 (Teal) 11101956 (Black)
[C] LANmark-A922, reel	4	23	U/UTP	PVC	0.26	Solid	CMR CMX Outdoor	I	II	300 V	-40°C to 75°C	No	40	EtherNet/IP	11102424 (Teal)
CAT 5E															
[D] LANmark-A753, reel	4	24	U/UTP	PVC	0.23	Solid	CMR CMX Outdoor	I	II	600 V AWM	-40°C to 80°C	Yes	40	EtherNet/IP	11099216 (Teal) 11101955 (Black)
LANmark-A774, reel	4	24	U/UTP	TPE	0.24	Solid	CM CMX Outdoor	II	II	600 V AWM	-40°C to 80°C	Yes	40	EtherNet/IP	11100402 (Teal) 11101964 (Black)
LANmark-A921, reel	4	24	U/UTP	PVC	0.23	Solid	CMR CMX Outdoor	I	II	300 V	-40°C to 75°C	No	40	EtherNet/IP	11102423 (Teal)

* = I (60 °C), II (75 °C)

^ = I (300hrs), II (720hrs)

† = Isolation Wrap

Industrial
Copper Cables

INDUSTRIAL ETHERNET SOLUTIONS


SPOTLIGHT

Zone A Fiber Cable Selector Guide

See Section B for fiber cable details and ordering information

		PHYSICAL CHARACTERISTICS			PERFORMANCE RATING						
		Construction	Jacket Material	Max Fibers	Flame Rating	Indoor/Outdoor Use	Oil Resistance*	UV/Sunlight Resistance^	Water Block/Resistance	Fungus Resistant	Operating Temperature
GIGAlite OM1 - OM4 or SMF	Premises Distribution I/O	Tight Buffer	PVC	144	Riser, Plenum	Indoor/Outdoor	-HE only	Yes	Yes	Yes	-40°C to 75°C
	Heavy Duty Breakout	Tight Buffer (Breakout Style)	PVC/PVDF	48(R) 36(P)		Indoor/Outdoor Optional		Optional	Optional	Optional	
	Adventum™ I/O	Loose Tube (DryGel)	PVC/PVDF/LSZH	432		Indoor/Outdoor		Yes	Yes	Yes	
	Outside Plant All Dielectric	Loose Tube (Gel Filled)	MDPE		No	Outdoor					

All Berk-Tek cables are suitable for tray installation. Berk-Tek fiber cables are available with Armor-Tek Aluminum for superior crush and rodent resistance. Direct Bury with corrugated steel available on Adventum I/O and Outside Plant All Dielectric.



ZONE B CABLES: CAT 6A, CAT 6

- Superior performance with foil shielding
- 600 V AWM design for best electrical performance near machines and panels
- Sunlight Resistance II (720 hours) and Oil Resistance I (60°C)
- Weld Spatter resistance, Abrasion resistance up to 75 cycles and pull tension up to 40 lbs.
- Transitions well from indoor to outdoor environments with CMR and CMX outdoor listing
- Suitable for cable tray installations
- Complies with Low Voltage EU Directive 2014/35/EU, CE Approved, RoHS EU Directive 2011/65/EU, PoE 802.3bt (Type 1 [af], 2 [at], 3 and 4), ODVA EtherNet/IP™ Compliant, ISO/IEC 11801-1, ODVA EtherNet/IP Compliant, ANSI/TIA-568.2-D, UL 444

ZONE B CABLES: CAT 5E SOLID

- Fully compliant to Category 5e requirements
- 600 V AWM design for best electrical performance near machines and panels
- Oil Resistance II (75°C) and Sunlight Resistance II (720 hours)
- Rugged industrial design with Weld Spatter resistance and pull tension up to 40 lbs.
- Suitable for cable tray installations
- Complies with Low Voltage EU Directive 2014/35/EU, CE Approved, RoHS EU Directive 2011/65/EU, PoE 802.3bt (Type 1 [af], 2 [at], 3 and 4), ISO/IEC 11801-1, ODVA EtherNet/IP Compliant, ANSI/TIA-568.2-D, UL 444

ZONE B CABLES: CAT 5E STRANDED

- Fully compliant to Category 5e requirements
- 600 V AWM design for best electrical performance near machines and panels
- Oil Resistance I (60°C) and Sunlight Resistance I (300 hours)
- Installation pull tension up to 40 lbs.
- Transitions wells from indoor to outdoor environments with CMR and CMX outdoor listing
- Suitable for cable tray installations
- Complies with Low Voltage EU Directive 2014/35/EU, CE Approved, RoHS EU Directive 2011/65/EU, PoE 802.3bt (Type 1 [af], 2 [at], 3 and 4), ODVA EtherNet/IP™ Compliant, ISO/IEC 11801-1, ODVA EtherNet/IP Compliant, ANSI/TIA-568.2-D, UL 444

SPOTLIGHT

Network Channel Extenders



Leviton EXT-100 and OneReach™ are ideal for extending connectivity and PoE to devices located more than 100 meters from the switch.

- The EXT-100 Extender Kit is a single-port device that cost-effectively transmits up to 100 Mb/s, and either PoE+ (30 W) to 1,250 feet or PoE (15 W) to 2,000 feet.
- OneReach is a modular system that uses composite cable to support up to 1 Gb/s. It supports the transmission of 15 watts of PoE to 8,200 feet, and up 60 watts of PoE to 1,000 feet.

BERK-TEK™ INDUSTRIAL COPPER CABLES | Zone B > Cat 6A, 6 & 5e

ZONE B CABLES															
DESCRIPTION	PHYSICAL CHARACTERISTICS					PERFORMANCE RATING								PART NO	
	# of Pairs	AWG	Shielding	Jacket Material	Nominal Diameter (in)	Conductor	Flame Rating	Oil Resistance*	UV/Sunlight Resistance^	Voltage Rating	Operating Temperature	Weld Spatter Resistant	Pull Tension (lbs)		Automation Protocol Compliance
CAT 6A															
[A] LANmark™-B751, reel	4	23	F/UTP	PVC	0.31	Solid	CMR CMX Outdoor	I	II	600 V AWM	-40°C to 80°C	Yes	40	EtherNet/IP	11099214 (Teal) 11101959 (Black)
LANmark-B919, reel	4	23	F/UTP	PVC	0.31	Solid	CMR CMX Outdoor	I	II	300V	-40°C to 75°C	No	40	EtherNet/IP	11102372 (Teal)
CAT 6															
[B] LANmark-B752, reel	4	23	F/UTP	PVC	0.31	Solid	CMR CMX Outdoor	I	II	600 V AWM	-40°C to 80°C	Yes	40	EtherNet/IP	11099215 (Teal) 11101514 (Black)
LANmark-B840 [†] , reel	4	22	F/UTP	PVC	0.37	Solid	CMR CMX Outdoor	I	II	600 V AWM	-40°C to 80°C	Yes	40	—	11101314 (Teal) 11104013 (Black)
LANmark-B917, reel	4	23	F/UTP	PVC	0.31	Solid	CMR CMX Outdoor	I	II	300 V	-40°C to 75°C	No	40	EtherNet/IP	11102363 (Teal)
CAT 5E SOLID															
LANmark-B535, reel	2	24	U/UTP	TPE	0.24	Solid	CM CMX Outdoor	II	II	600 V AWM	-40°C to 80°C	Yes	40	EtherNet/IP	11099201 (Teal) 11101914 (Black)
LANmark-B536, reel	2	24	SF/UTP	TPE	0.27	Solid	CM CMX Outdoor	II	II	600 V AWM	-40°C to 80°C	Yes	40	EtherNet/IP	11082682 (Teal) 11102350 (Black)
[C] LANmark-B537, reel	4	24	SF/UTP	TPE	0.28	Solid	CM CMX Outdoor	II	II	600 V AWM	-40°C to 80°C	Yes	40	EtherNet/IP	11099216 (Teal) 11101955 (Black)
[D] LANmark-B789 [†] , reel	2	22	SF/UTP	TPE	0.30	Solid	CM CMX Outdoor	II	II	600 V AWM	-40°C to 80°C	Yes	40	PROFINET	11100373 (Green)
CAT 5E STRANDED															
LANmark-B587, reel	2	24	SF/UTP	PVC	0.26	Stranded	CM CMX Outdoor	I	I	600 V AWM	-40°C to 80°C	No	40	EtherNet/IP	11099203 (Teal) 11102377 (Black)
[E] LANmark-B585, reel	2	24	U/UTP	PVC	0.24	Stranded	CM CMX Outdoor	I	I	600 V AWM	-40°C to 80°C	No	40	EtherNet/IP	11099209 (Teal) 11102378 (Black)
[F] LANmark-B540, reel	4	24	U/UTP	PVC	0.25	Stranded	CM CMX Outdoor	I	I	600 V AWM	-40°C to 80°C	No	40	EtherNet/IP	11099205 (Teal) 11102379 (Black)
LANmark-B907, reel	4	24	SF/UTP	PVC	0.30	Stranded	CM CMX Outdoor	I	I	600 V AWM	-40°C to 80°C	No	40	EtherNet/IP	11102143 (Teal)


* = I (60 °C), II (75 °C)

^ = I (300hrs), II (720hrs)

† = Tray Rating: LANmark-B840 is PLTC rated; LANmark-B789 is PLTC/ITC rated

Industrial
Copper Cables

INDUSTRIAL ETHERNET SOLUTIONS



ZONE C CABLES: CAT 6A

- Fully compliant to Category 6A requirements and 10 Gigabit Ethernet
- Small diameter with 26 AWG conductor option for optimal connectivity
- Superior protection against electromagnetic noise with foil and braid shielding, Transfer Impedance Grade 2 and Coupling Attenuation Type I
- 600 V AWM design for best electrical performance near machines and panels
- 35 million flex cycles for continuous motion and robotic applications with durable TPE jacket and stranded conductors
- Oil Resistance II (75°C) and Sunlight Resistance II (720 hours)
- Rugged industrial design with high Abrasion resistance, Weld Spatter resistance and pull tension up to 40 lbs.
- Transitions well from indoor to outdoor environments with CMR and CMX outdoor listing
- Suitable for cable tray installations
- Complies with Low Voltage EU Directive 2014/35/EU, CE Approved, RoHS EU Directive 2011/65/EU, PoE 802.3bt (Type 1 [af], 2 [at], 3 and 4), ISO/IEC 11801-1, ODVA EtherNet/IP Compliant, ANSI/TIA-568.2-D, UL 444

ZONE C CABLES: CAT 5E

- 600 V AWM design for best electrical performance near machines and panels
- 35 million flex cycles for continuous motion and robotic applications with durable TPE jacket and stranded conductors
- Oil Resistance II (75°C) and Sunlight Resistance II (720 hours)
- Rugged industrial design with high Abrasion resistance, Weld Spatter resistance and pull tension up to 40 lbs.
- Suitable for cable tray installations
- Complies with Low Voltage EU Directive 2014/35/EU, CE Approved, RoHS EU Directive 2011/65/EU, PoE 802.3bt (Type 1 [af], 2 [at], 3 and 4), ISO/IEC 11801-1, ODVA EtherNet/IP Compliant, ANSI/TIA-568.2-D, UL 444
- SF/UTP options available in 2-pair and 4-pair, provide superior protection against electromagnetic noise with foil and braid shielding, Transfer Impedance Grade 2 and Coupling Attenuation Type II

AVAILABLE ZONE A FIBER CABLES:

See Section B for product details and ordering information.

Tight-Buffer Premises Distribution Harsh Environment

Loose Tube (Gel Filled) Adventum Harsh Environment

Tight Buffer Tactical



BERK-TEK™ INDUSTRIAL COPPER CABLES | Zone C > Cat 6A, 6 & 5e

ZONE C CABLES

DESCRIPTION	PHYSICAL CHARACTERISTICS					PERFORMANCE RATING										PART NO		
	# of Pairs	AWG	Shielding	Jacket Material	Nominal Diameter (in)	Conductor	Flame Rating	Oil Resistance*	UV/Sunlight Resistance^	Voltage Rating	Operating Temperature	Weld Spatter Resistant	Continuous High Flex Life	Abrasion Resistance	Pull Tension (lbs)		Automation Protocol Compliance	
CAT 6A																		
[A] LANmark™-C545, reel	4	24	SF/UTP	TPE	0.32	Stranded	CMR CMX Outdoor	II	II	600 V AWM	-40°C to 80°C	Yes	35 million	75 cycles/1.5 lb	40	EtherNet/IP CC-Link IE	11099210 (Teal) 11100618 (Black) 11100620 (Blue) 11100619 (Gray)	
	[B] LANmark-C637, reel	4	26	SF/UTP	TPE	0.29	Stranded	CMR CMX Outdoor	II	II	600 V AWM	-40°C to 80°C	Yes	35 million	75 cycles/1.5 lb	40	CC-Link IE	11099211 (Teal) 11101963 (Black)
		CAT 5E STRANDED																
		[C] LANmark-C541	2	24	SF/UTP	TPE	0.26	Stranded	CM CMX Outdoor	II	II	600 V AWM	-40°C to 80°C	Yes	35 million	75 cycles/1.5 lb	40	EtherNet/IP
LANmark-C542	4		24	SF/UTP	TPE	0.30	Stranded	CMR CMX Outdoor	II	II	600 V AWM	-40°C to 80°C	Yes	35 million	75 cycles/1.5 lb	40	EtherNet/IP CC-Link IE	11099188 (Teal) 11101961 (Black) 11100607 (Red)
	[D] LANmark-C538	2	24	U/UTP	TPE	0.24	Stranded	CM CMX Outdoor	II	II	600 V AWM	-40°C to 80°C	Yes	35 million	75 cycles/1.5 lb	40	EtherNet/IP	11099206 (Teal) 11102381 (Black)
[E] LANmark-C539	4	24	U/UTP	TPE	0.24	Stranded	CM CMX Outdoor	II	II	600 V AWM	-40°C to 80°C	Yes	35 million	75 cycles/1.5 lb	40	EtherNet/IP	11099204 (Teal) 11101962 (Black)	
[F] LANmark-C547†	2	22	SF/UTP	TPE	0.31	Stranded	CM CMX Outdoor	II	II	600 V AWM	-40°C to 80°C	Yes	35 million	75 cycles/1.5 lb	40	PROFINET	11099189 (Green)	
[G] LANmark-C826†	2	22	SF/UTP	TPE	0.24	Stranded	CM CMX Outdoor	II	II	600 V AWM	-40°C to 80°C	Yes	35 million	75 cycles/1.5 lb	40	-	11100342 (Teal) 11102382 (Black)	
	LANmark-C851†	2	22	SF/UTP	TPE	0.24	Stranded	CM CMX Outdoor	II	II	600 V AWM	-40°C to 80°C	Yes	35 million	75 cycles/1.5 lb	40	EtherNet/IP	11100661 (Teal)

* = I (60 °C), II (75 °C)

^ = I (300hrs), II (720hrs)

† = Tray Rating: LANmark-C547, LANmark-C826, and LANmark-C851 are PLTC/ITC rated

SPOTLIGHT

Zone A Fiber Cable Selector Guide


See Section B for fiber cable details and ordering information

		PHYSICAL CHARACTERISTICS			PERFORMANCE RATING						
		Construction	Jacket Material	Max Fibers	Flame Rating	Indoor/Outdoor Use	Oil Resistance*	UV/Sunlight Resistance^	Water Block/Resistance	Fungus Resistant	Operating Temperature
GigAlite OML - OM4 or SMF	Premises Distribution Harsh Environment	Tight Buffer	PVDF	144	Plenum	Indoor/Outdoor	Yes	Yes	Yes	Yes	-40°C to 75°C
	Adventum Harsh Environment	Loose Tube (DryGel)	PVDF	432	Plenum	Indoor/Outdoor	Yes	Yes	Yes	Yes	-40°C to 75°C

FIELD INSTALLABLE CONNECTORS | Zones A, B & C

Field Installable Connectors

INDUSTRIAL ETHERNET SOLUTIONS



RJ-45 FIELD INSTALLABLE CONNECTORS

- **Cat 6A Universal Tool-Free Plug** offers easy field termination without special tools and terminates from 26- to 22-gauge solid or stranded conductors, supporting shielded and UTP applications
- **C542-RJS-PKB** support cables with 0.217 - 0.315 inch cable diameter, 0.042-0.048 inch wire size, polycarbonate wire aligner, 10 Gb/s Ethernet Application Performance
- **B537-RJS-PKB** support cables with 0.270 - 0.295 inch cable diameter, 0.042-0.048 inch wire size, no wire aligner, 100 Mb/s Ethernet Application Performance
- **C637-RJS-PKB** support cables with 0.270 - 0.295 inch cable diameter, 0.033-0.038 inch wire size, polycarbonate wire aligner, 10 Gb/s Ethernet Application Performance
- **C545-RJS-PKB** support cables with 0.295 - 0.340 inch cable diameter, 0.042-0.048 inch wire size, polycarbonate wire aligner, 10 Gb/s Ethernet Application Performance

M12 FIELD INSTALLABLE CONNECTORS

- **M12 X-Coded Connector Kit** is ideal for more ruggedized industrial connectivity requiring threaded connection, 10 Gb/s Ethernet, and IP67 Ingress Protection rating
- **M12 D-Coded Connector Kit** is ideal for more ruggedized industrial connectivity requiring threaded connection, 2-pair Cat 5e Ethernet, and IP67 Ingress Protection rating

RJ-45 FIELD INSTALLABLE CONNECTORS		
DESCRIPTION	OPTIMIZED FOR THESE LANMARK INDUSTRIAL ETHERNET CABLES	PART NO.
[A] Cat 6A Universal Tool-Free Plug	All	6APLG-S6A
[B] LANmark-B540-RJU-PKB RJ-45 Unshielded Plug Kit, IP20 rated*	B540, C539, C538, B535, B585, A774	81000740
LANmark-A753-RJU-PKB RJ-45 Unshielded Plug Kit, IP20 rated*	A753, A921	81000742
LANmark-A689-RJU-PKB RJ-45 Unshielded Plug Kit, IP20 rated*	A689, A922	81000743
LANmark-C542-RJS-PKB RJ-45 Shielded Plug Kit, IP20 rated*	C542, B907, A750, B751, B752, A920, B919, B917	81000744
[C] LANmark-B537-RJS-PKB RJ-45 Shielded Plug Kit, IP20 rated*	B537, C541, B585	81000747
LANmark-C637-RJS-PKB RJ-45 Shielded Plug Kit, IP20 rated*	C637	81000745
LANmark-C545-RJS-PKB RJ-45 Shielded Plug Kit, IP20 rated*	C545	81000746
M12 FIELD INSTALLABLE CONNECTORS		
LANmark-C545-M12X-PKB M12 Connector Kit, X-Coded, 8-pin IDC termination male IP67 connector	C545, C637, A750, B751, A689, B752, B919, A920, B917, A922, B840	81000752
[D] LANmark-C541-M12D-PKB M12 Connector Kit, D-Coded, 4-pin screw termination male IP67 connector	C541, C547, C538, B587, B535, B585	81000751

* = Crimp tool required

SPOTLIGHT Versatile Selection of Copper Jacks



Leviton QuickPort copper jacks go through rigorous in-house and third-party testing to ensure the highest levels of quality and reliability. Whether supporting mission-critical applications with Atlas-X1, large enterprise with eXtreme, or small business infrastructure with GigaMax, Leviton has the connectivity solution for your needs.

See pages A8-A9 for more about Leviton jacks, from Cat 5e to Cat 8.

PRE-TERMINATED PATCH CORDS | Zones A, B & C



LANMARK™-B540 CAT 5E UTP RJ-RJ PATCH CORDS

- 600 V AWM design, stranded conductors and Industrial PVC jacket resistant to abrasion and oil
- Ideal for interconnecting devices and switches in enclosures, machines, and control rooms where high-vibration and tight spaces are present
- Rated CMR and CMX outdoor

LANMARK-C542 CAT 5E SF/UTP RJ-RJ PATCH CORDS

- High-flex life, 600 V AWM, stranded shielded construction, and durable TPE jacket resistant to abrasion, oil, UV light, and weld spatter
- Ideal for interconnecting devices and robotics in machines and C-track chains
- Rated CMR and CMX outdoor

LANMARK-C637 CAT 6A SF/UTP RJ-RJ PATCH CORDS

- High-bandwidth Cat 6A performance, shielded design, high-flex life, 600 V AWM, and durable TPE jacket resistant to abrasion, oil, UV light and weld spatter
- Ideal for interconnecting devices, robotics, and high resolution video in machines, C-track chains and HMI equipment
- Rated CMR and CMX outdoor

LANMARK-C541 CAT 5E SF/UTP M12-M12 D-CODED PATCH CORDS

- High flex life, 600 V AWM, 2 pair shielded design, and durable TPE jacket resistant to abrasion, oil, UV light and weld spatter
- Ideal for interconnecting devices and robotics in machines and C-track chains
- Ideal for clean-in-place and wash-in-place applications
- CM and CMX outdoor listed

LANMARK-C538 CAT 5E U/UTP M12-M12 D-CODED PATCH CORD

- High flex life, 600 V AWM, 2 pair design, and durable TPE jacket resistant to abrasion, oil, UV light, and weld spatter
- Ideal for interconnecting devices and robotics in machines, C-track chains, and clean-in-place and wash-in-place applications
- CM and CMX outdoor listed

INDUSTRIAL PRE-TERMINATED PATCH CORD EXAMPLES

DESCRIPTION	1 FT (0.3 M)	3 FT (0.91 M)	4 FT (1.2 M)	6 FT (1.8 M)	2 M	10 FT (3 M)	5 M
[A] LANmark-B540 Cordset - Cat 5e, RJ-RJ, IP20 rated, teal	—	—	—	—	11099839	—	11099841
LANmark-C542 Cordset - Cat 5e, RJ-RJ, IP20 rated, teal	—	—	—	—	11099853	—	11099855
[B] LANmark-C637 Cordset - Cat 6A, RJ-RJ, IP20 rated, teal	11104114	11104116	11104117	11104118	11099857	11104119	11099858
LANmark-C541 Cordset - Cat 5e, M12-M12 D-Coded, IP67 rated, teal	—	—	—	—	11099861	—	11099862
[C] LANmark-C538 Cordset - Cat 5e, M12-M12 D-Coded, IP67 rated, teal	—	—	—	—	11099859	—	11099860

Additional patch cords are made to order upon request based on cable type, connector type, length, and color.

NETWORK CHANNEL EXTENDERS



SECTION D CONTENTS

ONEREACH™ POE EXTENDER SYSTEM	D4	Head End Devices
	D5	Cable Assemblies
	D6	Remote End Devices
	D7	Configurator Examples
	D8	Distance Guarantees
EXT-100 KITS	D10	EXT-100 Kit



FEATURED PRODUCTS

Head End Devices
D4

Cable Assemblies
D5

Remote End Devices
D6

OneReach™ PoE Extender System

With options to power one device or many, the OneReach PoE Extender System becomes a part of the network infrastructure, with Power Injector, Head End Devices, cable assemblies, and Remote End Devices.



HEAD END DEVICES FOR POWER INJECTION (PI)

- Power up to 12 devices with one power supply module
- Standalone 1-Port Source
- 2RU or 4RU Injector Chassis, with potential N + 1 power redundancy
- Fits standard 19" rack
- Simplifies device management
- Enables UPS consolidation
- Uses simple screw terminal connections
- Supports PoE, PoE+, and HPoE (not standards compliant to IEEE 802.3bt)
- No PoE enabled switch required

HEAD END DEVICES FOR POWER INJECTION (PI)						
DESCRIPTION	SLOTS	QUANTITY OF SUPPORTED POE POWERED DEVICES*			OPERATING TEMP. (°C)	PART NO.
		PoE PORTS	PoE+ PORTS	HPoE PORTS		
1-Port Source, 1000BASE-SX, LC duplex, MMF, Ext AC power supply	—	1	1	1	-40 to +50	81000546
1-Port Source, 1000BASE-SX, LC duplex, MMF, Ext AC power supply	—	1	1	1	0 to +40	81000380
1-Port Source, 100BASE-FX, LC duplex, MMF, Ext AC power supply	—	1	1	1	0 to +40	81000217
1-Port Source, 100BASE-FX, LC duplex, MMF, Ext AC power supply	—	1	—	—	0 to +40	81000577
1-Port Source, 100BASE-FX, LC duplex, MMF, DIN rail mount	—	1	1	1	-40 to +50	81000432
[A] 1-Port Source, 1000BASE-LX, High PoE (60 W), LC duplex, SMF, Ext AC power supply	—	1	1	1	-40 to +50	81000960
1U Mounting Bracket, for two 1-port sources	—	2	2	2	—	81000463
Power Supply Module, 400 W AC in, 12 and 56 VDC out (dual voltage)	2	12	8	4	0 to +40	81000215
2U Chassis, class 2 power output rear terminal blocks, 6 slots	—	—	—	—	0 to +40	81000569
[B] 4U Chassis, class 2 power output rear terminal blocks, 12 slots	—	—	—	—	0 to +40	81000568
4-Port Media Module, 1000BASE-SX, 4xLC duplex (rear), MMF	1	4	4	4	0 to +40	81000413
4-Port Media Module, 1000BASE-SX, MTP® (rear), MMF	1	4	—	—	0 to +40	81000414
4-Port Media Module, 100BASE-FX, 4xLC duplex (rear), MMF	1	4	4	4	0 to +40	81000584
4-Port Media Module, 100BASE-FX, MTP (rear), MMF	1	4	—	—	0 to +40	81000585
[C] 4-Port Media Module, 1000BASE-LX, 4xLC duplex (rear), SMF	1	4	4	4	0 to +40	81001262
Blanking Panel for Power Injector Chassis	1	—	—	—	—	81000190

* = Remote needed to support PoE devices

ONEREACH™ POE EXTENDER SYSTEM | Cable Assemblies



ONEREACH CABLE ASSEMBLIES

The OneReach cable assemblies combine optical fiber and copper conductors in a single assembly that easily attaches with standard M8 and LC or MTP® connectors, taking PoE+ up to 2,400 feet.*


- Simple, single pull installation
- Combines power and communication in industrial pathways
- Provides common pathway for fiber backbone and Class 2 power supply
- Can be used in wet or dry locations
- Designs for indoor, outdoor, and indoor/outdoor environments
- Able to support PoE+ distances up to 2,400 ft*
- Operating temperature: -40°C to +75°C

ONEREACH CABLE ASSEMBLIES

DESCRIPTION	PART NO.
LC 1-Port Tight Buffered Cable Assembly, 2-fiber, OM3, two 12-gauge conductors, riser rated	BHCR02E02DN4NFNNPxxxx [‡]
LC 1-Port Tight Buffered Interlock Armor Cable Assembly, 2-fiber, OM3, two 12-gauge conductors, riser rated	BHKR02E02DN4NFNNPxxxx [‡]
LC-LC 1-Port Tight Buffered Cable Assembly, 2-fiber, OM3, two 12-gauge conductors, plenum rated	BHCP02E02D44FFNNPxxxx [‡]
LC-LC 1-Port Tight Buffered Cable Assembly, 2-fiber, OM3, two 12-gauge conductors, riser rated	BHCR02E02D44FFNNPxxxx [‡]
LC-LC 1-Port Tight Buffered Cable Assembly, 2-fiber, OM3, four 12-gauge conductors, riser rated	BHCR02E04D44FFNNPxxxx [‡]
LC-LC 1-Port Tight Buffered Interlock Armor Cable Assembly, 2-fiber, OM3, two 12-gauge conductors, riser rated	BHKR02E02D44FFNNPxxxx [‡]
LC-LC 1-Port Tight Buffered Cable Assembly, 2-fiber, OS2, two 12-gauge conductors, plenum rated	BHCP02A02D44FFNNPxxxx [‡]
LC-LC 1-Port Tight Buffered Cable Assembly, 2-fiber, OS2, two 12-gauge conductors, riser rated	BHCR02A02D44FFNNPxxxx [‡]
LC-LC 2-Port Loose Tube Cable Assembly, 4-fiber, OM3, two 12-gauge conductors, riser rated	BACR04E02D44FFNNPxxxx [‡]
LC-LC 2-Port Loose Tube Cable Assembly, 4-fiber, OM3, two 12-gauge conductors, plenum rated	BACP04E02D44FFNNPxxxx
LC-LC 2-Port Loose Tube Cable Assembly, 4-fiber, OS2, two 12-gauge conductors, riser rated	BACR04A02D44FFNNPxxxx [‡]
LC-LC 2-Port Tight Buffered Cable Assembly, 4-fiber, OS2, two 12-gauge conductors, plenum rated	BACP04A02D44FFNNPxxxx [‡]
LC-LC 4-Port Loose Tube Cable Assembly, 8-fiber, OS2, four 12-gauge conductors, plenum rated	BACP08A04D44FFNNPxxxx [^]
LC-LC 4-Port Loose Tube Cable Assembly, 8-fiber, OS2, four 12-gauge conductors, riser rated	BACR08A04D44FFNNPxxxx [^]
LC-LC 4-Port Loose Tube Cable Assembly, 8-fiber, OM3, four 12-gauge conductors, plenum rated	BACP08E04D44FFNNPxxxx [^]
LC-LC 4-Port Loose Tube Cable Assembly, 8-fiber, OM3, four 12-gauge conductors, riser rated	BACR08E04D44FFNNPxxxx [^]
MTP-MTP 4-Port Loose Tube Cable Assembly, 12-fiber, OM3, two 12-gauge conductors, riser rated	BACR12E02D77NNNNPxxxx [‡]
MTP-MTP 4-Port Loose Tube Cable Assembly, 12-fiber, OM3, two 12-gauge conductors, plenum rated	BACP12E02D77NNNNPxxxx
MTP-MTP 4-Port Loose Tube Interlock Armor Cable Assembly, 12-fiber, OM3, two 12-gauge conductors, riser rated	BAKR12E02D77NNNNPxxxx [‡]
1-, 2-, 4-Port (MPO) M8 Pigtail, two 18-gauge conductors	11099456
4-Port (LC Duplex) M8 Pigtail, four 20-gauge conductors	11099453

xxxx = Length in feet (using leading zeros as needed) [‡] = Pigtail 11099456 is required when ordering. [^] = Pigtail 11099453 is required when ordering.
Additional cable/assembly configurations are available upon request.

* = 2,400 feet include 300 feet copper structured cabling. For more temperature and remote information, please contact technical support.



REMOTE END DEVICES

Remote devices mount in enclosures and connect to active devices up to 100 meters (328 feet) away using category cables terminated with standard RJ-45 plugs.

- No need to install costly remote power outlets
- No need to install remote industrial switches
- There is no virtual entry point for hackers into your network
- Eliminates the need for remote UPS
- Unmanaged remote is invisible to the network; the only configuration needs to occur at the closet's switch
- Easily attach pre-terminated LC or MTP® connectors for data transmission
- Standard M8 connector screws into place to complete power circuit
- Uses standard RJ-45 connectivity to patch to the security camera, wireless access point, or any other IP-based device
- Each RJ-45 port supports a full 100 meters (328 feet) to the network powered device
- Allows common pathway for fiber backbone and Class 2 power supply

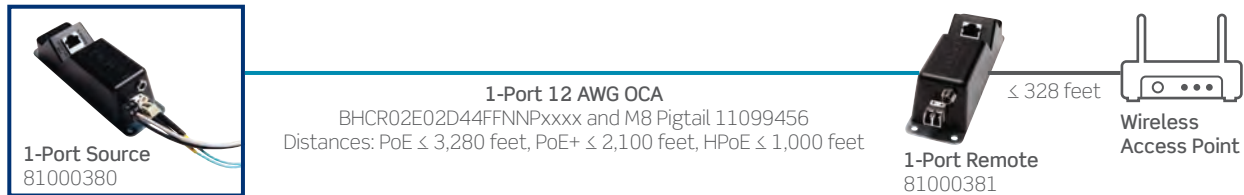
REMOTE END DEVICES			
DESCRIPTION	QUANTITY OF POWERED DEVICES SUPPORTED	OPERATING TEMP. (°C)	PART NO.
1-Port Remote, 1000BASE-SX, PoE+, LC duplex, MMF, RJ-45, M8 Power Input	1	-40°C to +50°C	81000381
[A] 1-Port Remote, 1000BASE-SX, HPoE, LC duplex, MMF, RJ-45, M8 Power Input	1	-40°C to +50°C	81000545
2-Port Remote, 1000BASE-SX, PoE+, 2 x LC duplex, MMF, RJ-45, M8 Power Input	2	-40°C to +70°C	81000773
4-Port Remote, 1000BASE-SX, PoE+, 4 x LC duplex, MMF, RJ-45, M8 Power Input	4	-40°C to +70°C	81000684
4-Port Remote, 1000BASE-SX, PoE, MTP, MMF, RJ-45, M8 Power Input	4	-40°C to +70°C	81000586
1-Port Remote, 100BASE-FX, PoE, LC duplex, MMF, RJ-45, M8 Power Input	1	-40°C to +50°C	81000663
1-Port Remote, 100BASE-FX, PoE+, LC duplex, MMF, RJ-45, M8 Power Input	1	-40°C to +50°C	81000218
1-Port Remote, 100BASE-FX, HPoE, LC duplex, MMF, RJ-45, M8 Power Input	1	-40°C to +50°C	81000462
1-Port Remote, 100BASE-FX, PoE+, LC duplex, MMF, RJ-45, DIN Rail Mount, M8 Power Input	1	-40°C to +50°C	81000343
4-Port Remote, 100BASE-FX, PoE, MTP, MMF, RJ-45, M8 Power Input	4	-40°C to +50°C	81000664
1-Port Remote, 1000BASE-LX, PoE+, LC duplex, SMF, RJ-45, M8 Power Input	1	-40°C to +70°C	81000961
1-Port Remote, 1000BASE-LX, HPoE, LC duplex, SMF, RJ-45, M8 Power Input	1	-40°C to +70°C	81000959
[B] 2-Port Remote, 1000BASE-LX, PoE+, 2 x LC duplex, SMF, RJ45, M8 Power Input	2	-40°C to +70°C	81001263
[C] 4-Port Remote, 1000BASE-LX, PoE+, 4 x LC duplex, SMF, RJ45, M8 Power Input	4	-40°C to +70°C	81001264

GUIDANCE FOR BUILDING YOUR SYSTEM

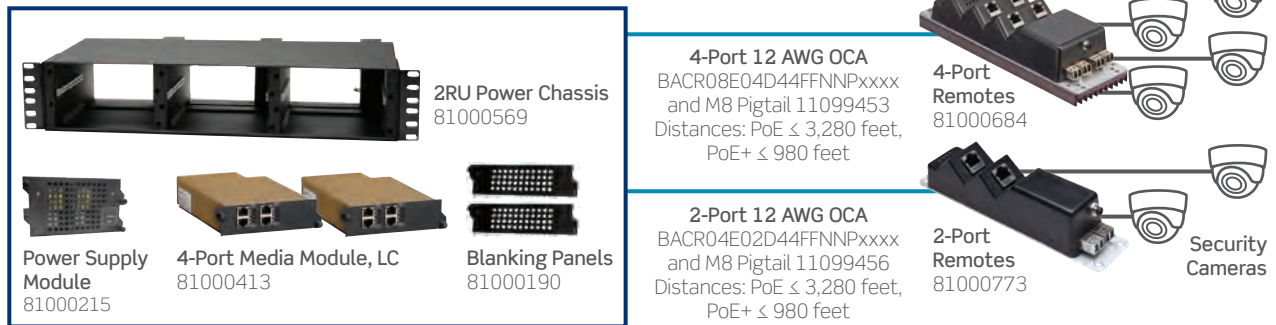
OneReach is modular, allowing you to easily scale the system to meet your specific application requirements. Every application will require devices from each of the system segments; Head End Power Injection (PI), OneReach Cable Assembly (OCA), and Remote PoE Port (RPP). The specific devices will be determined by the number of remote devices to be supported, the distance of the RPP from the closet and the environmental conditions of the installation. The examples below provide guidance on the specifics required for a few common installation options.

Basic surge protection for remote and devices is built in. However, when installed outside, extra surge protection specifically rated for lightning strike protection and grounding is required in areas that are prone to surge events. **Extra surge protection is strongly recommended in all installations. Proper grounding is required in all installations.**

One Wireless Access Point Installed in the Ceiling:



Six Security Cameras Installed in a Small Parking Area:



24 Security Cameras Installed in a Multi-Story Parking Structure:



ONEREACH™ POE EXTENDER SYSTEM | Distance Guarantees

HEAD END PART NUMBER & SOURCE DESCRIPTION	FIBER TRANSMISSION PROTOCOL	CHASSIS & POWER SUPPLY	RISER CABLE ASSEMBLY*	MAX DISTANCE (ft)			REMOTE POE PART NUMBER & DESCRIPTION
				POE	POE+	HPOE	
81000380 1-Port Source, LC duplex, MMF, 10/100/1000BASE-T, RJ-45, 0 to +40°C	1000BASE-SX	No	BHCR02E02D44FFNNPxxxx Additional M8 pigtail (11099456) required	3,280 (20°C) 3,280 (50°C)	2,100 (20°C) [^] 1,856 (50°C)	1,000 (20°C) [^] 884 (50°C)	81000545 1-Port Remote, HPoE (60 W), LC duplex, MMF, 10/100/1000BASE-T, RJ-45, -40°C to +50°C
81000380 1-Port Source, LC duplex, MMF, 10/100/1000BASE-T, RJ-45, 0 to +40°C	1000BASE-SX	No	BHCR02E02D44FFNNPxxxx Additional M8 pigtail (11099456) required	3,280 (20°C) 3,280 (50°C)	2,100 (20°C) [^] 1,856 (50°C)	—	81000381 1-Port Remote, PoE+, LC duplex, MMF, 10/100/1000BASE-T, RJ-45, -40°C to +50°C
81000413 4-Port Media Module, 4xLC duplex, MMF, 10/100/1000BASE-T, RJ-45, 0 to +40°C	1000BASE-SX	Yes	BACR08E04D44FFNNPxxxx Additional M8 pigtail (11099453) required	3,280 (20°C) 3,280 (50°C)	980 (20°C) [^] 866 (50°C)	—	81000684 4-Port Remote, PoE+, 4xLC duplex, MMF, 10/100/1000BASE-T, RJ-45, -40°C to +70°C
81000413 4-Port Media Module, 4xLC duplex, MMF, 10/100/1000BASE-T, RJ-45, 0 to +40°C	1000BASE-SX	Yes	BACR04E02D44FFNNPxxxx Additional M8 pigtail (11099456) required	3,280 (20°C) 3,280 (50°C)	980 (20°C) [^] 866 (50°C)	—	81000773 2-Port Remote, PoE+, 2xLC duplex, MMF, 10/100/1000BASE-T, RJ-45, -40°C to +70°C
81000413 4-Port Media Module, 4xLC duplex, MMF, 10/100/1000BASE-T, RJ-45, 0 to +40°C	1000BASE-SX	Yes	BHCR02E02D44FFNNPxxxx Additional M8 pigtail (11099456) required	3,280 (20°C) 3,280 (50°C)	2,100 (20°C) [^] 1,856 (50°C)	1,000 (20°C) [^] 884 (50°C)	81000545 1-Port Remote, HPoE (60 W), LC duplex, MMF, 10/100/1000BASE-T, RJ-45, -40°C to +50°C
81000413 4-Port Media Module, 4xLC duplex, MMF, 10/100/1000BASE-T, RJ-45, 0 to +40°C	1000BASE-SX	Yes	BHCR02E02D44FFNNPxxxx Additional M8 pigtail (11099456) required	3,280 (20°C) 3,280 (50°C)	2,100 (20°C) [^] 1,856 (50°C)	—	81000381 1-Port Remote, PoE+, LC duplex, MMF, 10/100/1000BASE-T, RJ-45, -40°C to +50°C
81000960 1-Port Source, LC duplex, SMF, 10/100/1000BASE-T, RJ-45, 0 to +40°C	1000BASE-LX	No	BHCR02A02D44FFNNPxxxx Additional M8 pigtail (11099456) required	8,200 (20°C) [^] 7,250 (50°C)	2,100 (20°C) [^] 1,856 (50°C)	1,000 (20°C) [^] 884 (50°C)	81000959 1-Port Remote, HPoE (60 W), LC duplex, SMF, 10/100/1000BASE-T, RJ-45, -40°C to +70°C
81000960 1-Port Source, LC duplex, SMF, 10/100/1000BASE-T, RJ-45, 0 to +40°C	1000BASE-LX	No	BHCR02A02D44FFNNPxxxx Additional M8 pigtail (11099456) required	8,200 (20°C) [^] 7,250 (50°C)	2,100 (20°C) [^] 1,856 (50°C)	—	81000961 1-Port Remote, PoE+, LC duplex, SMF, 10/100/1000BASE-T, RJ-45, -40°C to +70°C
81001262 4-Port Media Module, 4xLC duplex, SMF, 10/100/1000BASE-T, RJ-45, 0 to +40°C	1000BASE-LX	Yes	BACR08A04D44FFNNPxxxx Additional M8 pigtail (11099453) required	4,100 (20°C) [^] 3,625 (50°C)	980 (20°C) [^] 866 (50°C)	—	81001264 4-Port Remote, PoE+, 4xLC duplex, SMF, 10/100/1000BASE-T, RJ-45, -40°C to +70°C
81001262 4-Port Media Module, 4xLC duplex, SMF, 10/100/1000BASE-T, RJ-45, 0 to +40°C	1000BASE-LX	Yes	BACR04A02D44FFNNPxxxx Additional M8 pigtail (11099456) required	4,100 (20°C) [^] 3,625 (50°C)	980 (20°C) [^] 866 (50°C)	—	81001263 2-Port Remote, PoE+, 2xLC duplex, MMF, 10/100/1000BASE-T, RJ-45, -40°C to +70°C
81001262 4-Port Media Module, 4xLC duplex, SMF, 10/100/1000BASE-T, RJ-45, 0 to +40°C	1000BASE-LX	Yes	BHCR02A02D44FFNNPxxxx Additional M8 pigtail (11099456) required	8,200 (20°C) [^] 7,250 (50°C)	2,100 (20°C) [^] 1,856 (50°C)	1,000 (20°C) [^] 884 (50°C)	81000959 1-Port Remote, HPoE (60 W), LC duplex, SMF, 10/100/1000BASE-T, RJ-45, -40°C to +70°C
81001262 4-Port Media Module, 4xLC duplex, SMF, 10/100/1000BASE-T, RJ-45, 0 to +40°C	1000BASE-LX	Yes	BHCR02A02D44FFNNPxxxx Additional M8 pigtail (11099456) required	8,200 (20°C) [^] 7,250 (50°C)	2,100 (20°C) [^] 1,856 (50°C)	—	81000961 1-Port Remote, PoE+, LC duplex, SMF, 10/100/1000BASE-T, RJ-45, -40°C to +70°C

* = Plenum cable assemblies and bulk fiber options are available; xxxx denotes the length in feet. Use leading zeros as needed.

[^] = For temperatures above 20°C, derate this length by multiplying the above value by: $(1 - (T_{\text{Ambient}} - 20) \cdot 0.00386)$.



EXT-100

FEATURED PRODUCTS

EXT-100 Kit **D12**

The EXT-100 is a cost-effective solution to support PoE and PoE+ applications to extended distances. It supports 10/100 Mbps and is ideal for lights, cameras, VoIP phones, card access, emergency call boxes, and additional devices connected to the emerging uLAN™ (Utility Local Area Network). The EXT-100 kit will support indoor and outdoor applications and provides the flexibility, scalability, and ease of use that today's demanding networks require.



A

EXT-100 KIT

- Functions as a midspan or endspan PoE injector
- Supports up to 100 Mbps of data and PoE+ (30 watts) up to 1,200 feet or PoE (15 watts) up to 2,000 feet
- Can be used outdoors to support parking lot or campus (suitable NEMA enclosure required)
- Mounts on the wall inside your telecom room quickly and easily
- The EXT-100 is unmanaged, and is invisible to the LAN or uLAN™ (utility LAN)
- Effectively transitions a data-only port to a PoE port without upgrading the switch
- Cost effective solution to extend your network to reach surveillance cameras or other devices
- When rack unit space is at a premium, the EXT-100 is a compact solution for easy installation
- There is no virtual entry point for hackers into your network




EXT-100 Power Supply

EXT-100 KIT	
DESCRIPTION	PART NO.
[A] EXT-100 Kit (main, remote, power supply)	81001153



HOUSINGS & WALLPLATES




SECTION E CONTENTS

HOUSINGS & WALLPLATES

- E3** QuickPort™ Surface-Mount & DIN Rail-Mount Boxes
- E4** QuickPort In-Ceiling & In-Wall Brackets
- E5** QuickPort & QuickPlate™ Wallplates
- E9** QuickPort Decora™ Inserts
- E10** Decora™ Telephone & Video Wallplates & Inserts
- E11** Decora Single-Gang & Dual-Gang Wallplates
- E12** Renu™ Wallplates & Inserts
- E13** QuickPort Modular Furniture Products
- E14** Duplex, Round Opening & Blank Wallplates
- E15** Telephone & Video Wallplates
- E16** Round Telephone Inserts & Surface-Mount Boxes
- E16** QuickPort Floor Box Assemblies
- E17** Multimedia Outlet System (MOS)

HOUSINGS & WALLPLATES | QuickPort™ Surface-Mount & DIN Rail-Mount Boxes



QUICKPORT BOXES, MODULES & ACCESSORIES

- Surface-mount boxes and back boxes have breakouts to match common raceway systems and cable entry
- One-, two-, and four-port surface-mount boxes have been tested to UL 2043 and are suitable for use in air handling (plenum) spaces per NEC 300-22(b)(c)
- Mounts with screws or adhesive mounting tape (both provided), or with magnets or modular furniture brackets (sold separately, page E13)
- 4S089 products are designed to work with Leviton shielded or UTP Cat 6A jacks to allow proper bend-radius control. 1- and 2-port 41089 and 4S089 products are designed to work with Leviton shielded or UTP Cat 6A jacks and cables to allow proper bend-radius control.

QUICKPORT DIN RAIL-MOUNT BOXES

- Provide an ideal network patching location for industrial automation and control panels
- Compatible with standard and low-profile 35 mm symmetrical DIN rails and 32 mm asymmetrical DIN rails
- Accept one QuickPort Decora™ Insert with one, two, three, four, or six ports
- Box depth suitable for Cat 5e or Cat 6 applications

QUICKPORT SURFACE-MOUNT BOXES

DESCRIPTION	WHITE	IVORY	LIGHT ALMOND	GRAY	BLACK
[A] 12-Port Surface-Mount Box, 7.60" W x 5.02" D x 1.13" H	41089-12W	41089-12I	—	41089-12G	41089-12E
[B] 6-Port Surface-Mount Box, 6.38" W x 3.22" D x 1.08" H	41089-6WP	41089-6IP	—	41089-6GP	41089-6EP
[C] 4-Port Surface-Mount Box, 4.77" W x 3.21" D x 1.05" H	41089-4WP	41089-4IP	—	41089-4GP	41089-4EP
[D] 2-Port Surface-Mount Box, 2.52" W x 2.22" D x 1.10" H	41089-2WP	41089-2IP	41089-2TP	41089-2GP	41089-2EP
[E] 1-Port Surface-Mount Box, 1.42" W x 2.22" D x 1.10" H	41089-1WP	41089-1IP	—	41089-1GP	41089-1EP
[F] 2-Port Surface-Mount Box Extended Depth*, 2.5" W x 3.00" D x 1.22" H	4S089-2WP	4S089-2IP	—	—	—
[G] 4-Port Surface-Mount Box Extended Depth*, 5.6" W x 5.20" D x 1.22" H	4S089-4WP	4S089-4IP	—	—	—


SINGLE- AND DUAL-GANG SURFACE-MOUNT BACK BOXES

[H] Single-Gang Standard Back Box, 4.72" H x 2.96" W x 1.89" D	42777-1WA	42777-1IA	—	42777-1GA	42777-1EA
[I] Single-Gang Shallow Back Box, 4.72" H x 2.96" W x 1.45" D	42777-1WB	42777-1IB	—	42777-1GB	42777-1EB
[J] Dual-Gang Standard Back Box, 4.72" H x 4.77" W x 1.89" D	42777-2WA	42777-2IA	—	—	42777-2EA
[K] Dual-Gang Shallow Back Box, 4.72" H x 4.77" W x 1.45" D	42777-2WB	—	—	42777-2GB	—


QUICKPORT DIN RAIL-MOUNT BOXES

[L] DIN Rail-Mount Box, with 6-port QuickPort Decora insert*	—	—	—	—	41089-6DN
[M] DIN Rail-Mount Box, empty	—	—	—	—	41089-0DN

* = For shielded jacks and large bend-radius cables.
 ^ = QuickPort Jacks not included. See pages A8-A10.



HOUSINGS & WALLPLATES | QuickPort™ In-Ceiling & In-Wall Brackets



IN-CEILING BRACKET

- Creates a testable permanent link for cabling that terminates above a drop ceiling without a wallplate
- Brackets available individually or with pre-installed multi-function clip that attaches to standard drop wire or rod
- VELCRO® Brand tie-down points accommodate cabling slack loops (sold separately, see pages F8-F9)
- Plenum-rated QuickPort one-, two-, and four-port surface-mount boxes (sold separately) attach to brackets and are ideal for use in drop ceiling areas

IN-WALL BRACKET

- Helps create a testable permanent link for cabling that terminates in the wall without using a traditional wallplate
- Provides a stable mounting surface for jacks that is recessed behind the wall surface
- Ideal for Ethernet-enabled devices — such as WAPs, cameras, or clocks — that mount to electrical or low-voltage boxes or directly to the wall
- Available as a set of five brackets, or individually kitted with a single-gang wallplate mounting bracket



Two In-Wall Brackets



QuickPort In-Ceiling Bracket with clip, loaded with Atlas-X1™ Cat 6A QuickPort Jacks



QuickPort In-Ceiling Bracket loaded with Atlas-X1 Cat 6A QuickPort Jacks

QUICKPORT IN-WALL & IN-CEILING BRACKETS

DESCRIPTION	PART NO.
[A] QuickPort In-Ceiling Bracket, includes clip for drop wire/rod mounting	49223-CBC
[B] QuickPort In-Ceiling Bracket, no clip	49223-CB0
[C] QuickPort In-Wall Brackets (set of 5)	49223-BA5
[D] QuickPort In-Wall Bracket Kit, includes bracket and single-gang Wallplate Mounting Bracket	49223-BAK

WALLPLATE ACCESSORIES

[E] Wallplate Mounting Brackets, single-gang, bag of 2	C0224-000
Wallplate Mounting Bracket, single-gang, bag of 10	C0224-0CP

SPOTLIGHT

VXC™ Plenum Assembly

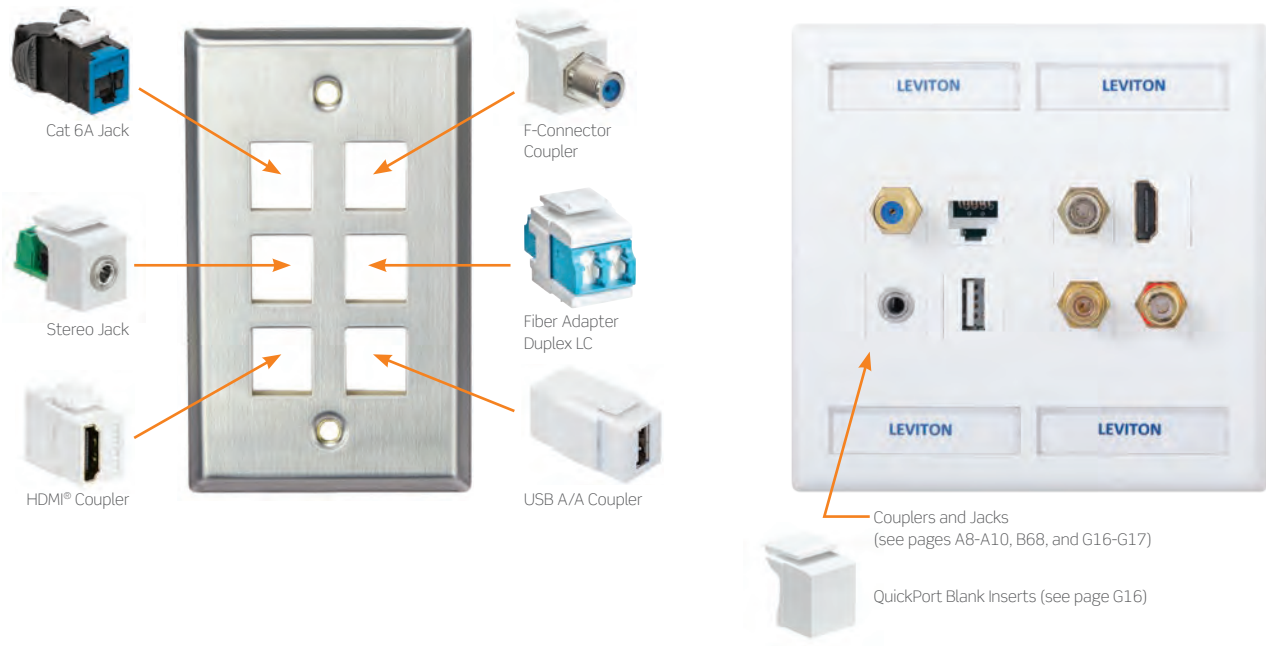


The **VXC Plenum Assembly** creates a cost-effective method for terminating cables for wireless access points, video cameras, and other ceiling mounted devices. This Cat 6A rated assembly includes a **VXC Coupler** (also sold separately) that creates a durable connection without the need for punchdown or other proprietary tools. It also includes a standard size plug and flexible stranded patch cable. The assembly is plenum-rated and can be used in riser and plenum applications

See page A24 for details.

QUICKPORT™ WALLPLATES

The QuickPort System allows you to create the perfect mix of voice, data, video, and audio connections. Category-rated copper, fiber, and AV QuickPort jacks are compatible with any QuickPort wallplate or insert.



QUICKPLATE™ TEMPO WALLPLATES WITH ID WINDOWS

QuickPlate Tempo wallplates allow for fast, one-piece installations. They feature patented rear wings that tighten the wallplate to wallboard, eliminating the need for a box or mounting brackets.




WATCH: INSTALLATION VIDEOS



Leviton.com/ns/videos
 "How to Install a QuickPlate Tempo Wallplate"

HOUSINGS & WALLPLATES

QuickPort Introduction



QUICKPORT STANDARD PLASTIC WALLPLATES

- Compatible with all QuickPort Jacks and Couplers
- Manufactured from ABS plastic for superior resistance to impact, chemicals, and solvents, as compared to other plastics
- Fits NEMA openings and accommodates low-voltage box eliminators for a flush mount
- cULus Listed, fire-retardant material rated UL 94V-0
- ID windows aid in port identification
- Country of origin: USA

SINGLE-GANG QUICKPLATE TEMPO WALLPLATES WITH ID WINDOWS

- Patented rear wings tighten wallplate to wallboard, eliminating the need for a box or mounting brackets and creating a fast, one-piece installation
- Wings accommodate wallboard thickness of 5/8 inch or less
- ID windows act as marking template for cutting hole in wallboard
- cULus Listed, fire-retardant plastic rated UL 94V-0
- Country of origin: USA

[A] QUICKPORT SINGLE-GANG WALLPLATES

DESCRIPTION	WHITE	LT. ALMOND	IVORY	GRAY	BLACK	BROWN
6-Port Wallplate	41080-6WP	41080-6TP	41080-6IP	41080-6GP	41080-6EP	41080-6BP
4-Port Wallplate	41080-4WP	41080-4TP	41080-4IP	41080-4GP	41080-4EP	41080-4BP
3-Port Wallplate	41080-3WP	41080-3TP	41080-3IP	41080-3GP	41080-3EP	41080-3BP
2-Port Wallplate	41080-2WP	41080-2TP	41080-2IP	41080-2GP	41080-2EP	41080-2BP
1-Port Wallplate	41080-1WP	41080-1TP	41080-1IP	41080-1GP	41080-1EP	41080-1BP

[B] QUICKPORT SINGLE-GANG WALLPLATES WITH ID WINDOWS

6-Port Wallplate	42080-6WS	42080-6TS	42080-6IS	42080-6GS	42080-6ES	—
4-Port Wallplate	42080-4WS	42080-4TS	42080-4IS	42080-4GS	42080-4ES	—
3-Port Wallplate	42080-3WS	42080-3TS	42080-3IS	42080-3GS	42080-3ES	—
2-Port Wallplate	42080-2WS	42080-2TS	42080-2IS	42080-2GS	42080-2ES	—
1-Port Wallplate*	42080-1WS	42080-1TS	42080-1IS	42080-1GS	42080-1ES	—

[C] QUICKPLATE TEMPO SINGLE-GANG WALLPLATES WITH ID WINDOWS

2-Port Wallplate	42090-2WS	—	—	—	—	—
4-Port Wallplate	42090-4WS	—	—	—	—	—

[D] QUICKPORT DUAL-GANG WALLPLATES WITH ID WINDOWS


12-Port Wallplate	42080-12W	42080-12T	42080-12I	42080-12G	42080-12E	—
8-Port Wallplate	42080-8WP	42080-8TP	42080-8IP	42080-8GP	42080-8EP	—
6-Port Wallplate	42080-6WP	42080-6TP	42080-6IP	42080-6GP	42080-6EP	—
4-Port Wallplate	42080-4WP	42080-4TP	42080-4IP	42080-4GP	42080-4EP	—
3-Port Wallplate	42080-3WP	42080-3TP	42080-3IP	42080-3GP	42080-3EP	—
2-Port Wallplate†	42080-2WP	42080-2TP	42080-2IP	42080-2GP	42080-2EP	—
1-Port Wallplate†	42080-1WP	42080-1TP	42080-1IP	42080-1GP	42080-1EP	—

Wallplates are sold empty. See pages A8-A10, B68, and G16-G17 for QuickPort Jacks.

* = Single-gang 1-Port Wallplate has only one ID window on top.

† = Dual-gang 1- and 2-Port Wallplates have only two ID windows on top.





QUICKPORT STAINLESS-STEEL WALLPLATES

Dimensions can be found at Leviton.com

- Compatible with all QuickPort Couplers and Jacks, including shielded
- Manufactured from 304 stainless steel in a brushed finish to provide corrosion resistance in a non-magnetic material
- Available in single- and dual-gang, with or without ID windows
- Angled wallplate ports facilitate proper front and rear cable-bend radius
- ID window wallplates include slotted mounting holes to help level the plate if the backbox is crooked
- Wall-phone wallplates are available in flush and recessed options to accommodate various phone styles
- cULus Listed

[A] QUICKPORT SINGLE-GANG STAINLESS-STEEL WALLPLATES

DESCRIPTION	1-PORT	2-PORT	3-PORT	4-PORT	6-PORT
Standard	43080-1S1	43080-1S2	43080-1S3	43080-1S4	43080-1S6
With ID Windows	43080-1L1	43080-1L2	43080-1L3	43080-1L4	43080-1L6

[B] QUICKPORT DUAL-GANG STAINLESS-STEEL WALLPLATES

DESCRIPTION	2-PORT	4-PORT	6-PORT	8-PORT	12-PORT
Standard	43080-2S2	43080-2S4	43080-2S6	43080-2S8	43080-S12
With ID Windows	—	43080-2L4	—	43080-2L8	—

QUICKPORT ANGLED STAINLESS-STEEL WALLPLATES WITH ID WINDOWS

DESCRIPTION	2-PORT	4-PORT	8-PORT
Angled Wallplate with ID Windows, single-gang	43081-1L2	43081-1L4	—
Angled Wallplate with ID Windows, dual-gang	—	[C] 43081-2L4	43081-2L8

QUICKPORT STAINLESS-STEEL WALL-PHONE WALLPLATES

[D] Stainless-Steel Wall-Phone Wallplate	—	—	4108W-OSP
[E] Stainless-Steel Wall-Phone Wallplate, recessed	—	—	4108W-1SP

LABELS

Label Kit for QuickPort Stainless-Steel Wallplates*	—	—	43080-IDW
Pre-printed Port Labels, black ink, 10 sheets per package	—	—	41080-LEB

IDENTIFICATION WINDOWS


Identification Window for QuickPlate™ Tempo and Plastic QuickPort Wallplates	—	—	42080-SCx
Identification Window for QuickPort™ Stainless-Steel and Angled Wallplates	—	—	42081-IDx°

See pages A8-A10, B68, and G16-G17 for QuickPort Jacks.

* = Also applicable to ID window wallplates on page E6. See page A44 for Work-Area Labeling Solutions.

x = Colors: White (W), Ivory (I), Light Almond (T), Gray (G), Black (E).

° = Not available in gray.



QUICKPORT ANGLED, MIDWAY, LARGE JACK & HORIZONTAL WALLPLATES

- Angled and large jack wallplates are made from high-quality ABS plastic, which provides superior resistance to impacts, chemicals, and solvents as compared to other plastics
- Angled wallplates facilitate optimal cable management and ensure proper bend radius in front and back of connector
- Midway wallplates are durable nylon with a smooth finish and help hide irregular drywall cuts or flaws around outlets
- Large jack wallplates feature increased vertical spacing between ports
- cULus Listed, fire-retardant material rated UL 94V-0
- Horizontal wallplate options include single-gang 2-port and a 3-port with an ID window

QUICKPORT ANGLED SINGLE-GANG WALLPLATES

DESCRIPTION	WHITE	LT. ALMOND	IVORY	BLACK	BROWN
4-Port Wallplate	41081-4WP	41081-4TP	41081-4IP	—	—
[A] 2-Port Wallplate	41081-2WP	41081-2TP	41081-2IP	—	—
4-Port Wallplate, with ID windows	42081-4WS	42081-4TS	42081-4IS	42081-4ES	—
2-Port Wallplate, with ID windows	42081-2WS	42081-2TS	42081-2IS	—	—
1-Port Wallplate, with ID windows	42081-1WS	42081-1TS	42081-1IS	—	—

QUICKPORT MIDWAY SINGLE-GANG WALLPLATES


6-Port Wallplate	41091-6WN	41091-6TN	41091-6IN	—	41091-6BN
[B] 4-Port Wallplate	41091-4WN	41091-4TN	41091-4IN	—	41091-4BN
3-Port Wallplate	41091-3WN	41091-3TN	41091-3IN	—	41091-3BN
2-Port Wallplate	41091-2WN	41091-2TN	41091-2IN	—	41091-2BN
1-Port Wallplate	41091-1WN	41091-1TN	41091-1IN	—	41091-1BN

[C] QUICKPORT SINGLE-GANG WALLPLATES FOR LARGE JACKS


4-Port Wallplate	41080-4WL	41080-4TL	41080-4IL	—	—
2-Port Wallplate	41080-2WL	41080-2TL	41080-2IL	—	—
4-Port Wallplate, with ID windows	42080-4WL	42080-4TL	42080-4IL	—	—
2-Port Wallplate, with ID windows	42080-2WL	42080-2TL	42080-2IL	—	—

[D] QUICKPORT HORIZONTAL WALLPLATES

2-Port Horizontal Wallplate	41070-2WS	—	—	—	—
3-Port Horizontal Wallplate, with ID window	42070-3WS	—	—	—	—



HOUSINGS & WALLPLATES | QuickPort™ Decora™ Inserts



QUICKPORT DECORA & DUPLEX INSERTS

- Combine voice, data, and AV couplers and jacks in popular Decora wallplate formats
- Compatible with all QuickPort Couplers and Jacks
- Compatible with Decora Plus wallplates when used with standard NEMA back boxes and electrical boxes that sit flush or are slightly recessed in the wall (not compatible with Decora Plus wallplates when used with low-voltage box eliminators)
- Passthrough brush insert provides a clean, professional appearance when cables need to pass through a wall opening




Inserts fit Decora Wallplates found on page E11.

QUICKPORT DECORA MULTIMEDIA INSERTS

DESCRIPTION	WHITE	LT. ALMOND	IVORY	GRAY	BLACK	BROWN
[A] 6-Port Insert	41646-00W	41646-00T	41646-00I	41646-0GY	41646-00E	41646-00B
[B] 4-Port Insert	41644-00W	41644-00T	41644-00I	41644-0GY	41644-00E	41644-00B
[C] 3-Port Insert	41643-00W	41643-00T	41643-00I	41643-0GY	41643-00E	41643-00B
[D] 2-Port Insert	41642-00W	41642-00T	41642-00I	41642-0GY	41642-00E	41642-00B
[E] 1-Port Insert	41641-00W	41641-00T	41641-00I	41641-0GY	41641-00E	41641-00B
Blank Insert	80414-00W	80414-00T	80414-00I	80414-0GY	80414-00E	80414-00B
[F] Brush Insert, passthrough	41075-DBW*	—	—	—	41075-DBE*	—

Inserts A-F are sold empty. See pages A8-A10, B68, and G16-G17 for QuickPort connectors.
 * = Brush color is white for 41075-DBW and black for 41075-DBE, only brush is visible when installed.

See page A44 for Work-Area Labeling Solutions.



QuickPort Decora Inserts

HOUSINGS & WALLPLATES

SPOTLIGHT Multimedia Outlet System




The Leviton Multimedia Outlet System (MOS) is a front-loading solution providing a clean and flexible way to integrate voice, data, audio and video into one wallplate or surface-mount box.

Ideal for applications like healthcare, education, enterprise and government buildings, the front-loading capability makes the system easy to install, maintain and update. Changes are made without removing the wallplate from the wall, and all wiring and cabling is done from the front side of the wallplate.

MOS consists of surface-mount boxes and single-, dual-, and triple-gang wallplates that accept a variety of copper, fiber, and AV modules. Install any combination of connectors including QuickPort™ Jacks and larger AV modules such as 3-port composite/component RCA, HD-15 couplers and fiber modules.

See the full array of MOS options on pages E17 and E18.



DECORA TELEPHONE & VIDEO WALLPLATES

- 6P4C models feature lead-frame design for improved reliability and simple installation
- Decora inserts are compatible with Decora wallplates and Decora Plus screwless wallplates
- Decora wallplate assemblies include a Decora insert and matching Decora wallplate
- Decora Kits include a one- or two-port QuickPort™ Decora insert and snap-in USOC or F-connector QuickPort Couplers
- Inserts, assemblies, and kits are cULus Listed and rated UL 94V-0



Inserts fit Decora Wallplates found on page E11.

DECORA STANDARD TELEPHONE & VIDEO WALLPLATE ASSEMBLIES (WALLPLATE INCLUDED)

DESCRIPTION	WHITE	LT. ALMOND	IVORY	GRAY	BLACK	BROWN
[A] Wall Jack, 6P4C + 6P4C	40144-00W	—	—	—	—	—
[B] Wall Jack, 6P4C + F-connector	40159-00W	—	—	—	—	—

DECORA TELEPHONE & VIDEO INSERTS (WALLPLATE NOT INCLUDED)

[C] Wall Jack, 6P4C	40649-00W	40649-00T	40649-00I	40649-0GY	40649-00E	40649-000
[D] Wall Jack, 6P4C + F-connector	40659-00W	—	—	—	—	—
[E] Wall Jack, F-connector	40681-00W	40681-00T	40681-00I	40681-0GY	—	40681-00B
[F] Wall Jack, F-connector + F-connector	40682-00W	—	—	—	—	—

DECORA TELEPHONE & VIDEO INSERT KITS (WALLPLATE NOT INCLUDED)

Wall Jack, 6P6C (QuickPort insert with snap-in jack)	41638-00W	—	—	—	—	—
Wall Jack, 6P6C + F-connector (QuickPort insert with snap-in jack and snap-in F-connector)	41658-00W	—	41658-00I	—	—	—

HOUSINGS & WALLPLATES | Decora™ Single-Gang & Dual-Gang Wallplates



DECORA WALLPLATES

- Accept a variety of inserts for voice, data, and video applications
- Smooth face and rounded edges resist dust accumulation
- Accent any wall covering with wide selection of colors
- Numerous additional configurations are available; call (800) 722-2082 or visit Leviton.com for more information


DECORA SINGLE-GANG WALLPLATES							
DESCRIPTION	WHITE	LT. ALMOND	IVORY	GRAY	BLACK	BROWN	STAINLESS
[A] Decora, standard size, urea	80401-00W	80401-00T	80401-00I	80401-0GY	80401-00E	80401-000	—
Decora, standard size, nylon	80401-0NW	80401-0NT	80401-0NI	80401-0NGY	80401-0NE	80401-00N	—
[B] Decora, standard size, stainless	—	—	—	—	—	—	84401-040
[C] Decora, midway, urea	80601-00W	80601-00T	80601-00I	—	—	80601-000	—
Decora, midway, nylon	0PJ26-00W	0PJ26-00T	0PJ26-00I	0PJ26-0GY	0PJ26-00E	0PJ26-000	—
DECORA DUAL-GANG WALLPLATES							
[D] Decora, standard size, urea	80409-00W	80409-00T	80409-00I	80409-0GY	80409-00E	80409-000	—
Decora, standard size, nylon	80409-0NW	80409-0NT	80409-0NI	80409-0NGY	80409-0NE	80409-00N	—
[E] Decora, standard size, stainless	—	—	—	—	—	—	84409-040
[F] Decora, midway, urea	80609-00W	80609-00T	80609-00I	—	—	80609-000	—
Decora, midway, nylon	PJ262-00W	PJ262-00T	PJ262-00I	PJ262-0GY	PJ262-00E	PJ262-000	—



HOUSINGS & WALLPLATES | Renu™ Wallplates & Inserts



Mix and match for an upscale finish to your project.



Renu Wallplates snap on and off Renu Inserts quickly and easily with no tools, simplifying installation and ongoing maintenance. Choose from wallplates and inserts in White on White, Navajo Sand, Onyx Black, and Stainless Appearance. They are ideal for boardrooms, executive offices, and other applications requiring a high-end finish.

RENU WALLPLATES AND INSERTS

- Screwless wallplates easily snap onto any Renu insert or device
- Inserts accept all QuickPort™ Couplers and Jacks
- Slightly larger size covers wall imperfections
- Tongue- and groove-design simplifies alignment in multi-gang installations
- Adapter ring allows use of Decora™ device with Renu wallplates
- Available in four standard colors to coordinate with the commercial-grade QuickPort line (White on White, Navajo Sand, Onyx Black, and Stainless Appearance)
- Additional wallplate colors for switches, dimmers, and outlets available; visit Leviton.com/redu
- cULus Listed
- One-year limited warranty

RENU WALLPLATES & INSERTS

DESCRIPTION	WHITE ON WHITE	NAVAJO SAND	ONYX BLACK	STAINLESS APPEARANCE
[A] Snap-In Blank Module	RE640-BWW	RE640-NSB	RE640-OB	—
Four-Gang Wallplate	REWP4-OWW	REWP4-ONS	REWP4-OB	—
[B] Three-Gang Wallplate	REWP3-OWW	REWP3-ONS	REWP3-OB	—
[C] Dual-Gang Wallplate	REWP2-OWW	REWP2-ONS	REWP2-OB	REWM2-ST
[D] Single-Gang Wallplate	REWP1-OWW	REWP1-ONS	REWP1-OB	REWM1-ST
[E] 6-Port Insert	RE640-WW6	RE640-NS6	RE640-OB6	—
[F] 4-Port Insert	RE640-WW4	RE640-NS4	RE640-OB4	—
[G] 3-Port Insert	RE640-WW3	RE640-NS3	RE640-OB3	—
[H] 2-Port Insert	RE640-WW2	RE640-NS2	RE640-OB2	—
[I] 1-Port Insert	RE640-WW1	RE640-NS1	RE640-OB1	—
Adapter Ring for Decora	REA00-OWW	REA00-ONS	REA00-OB	—



HOUSINGS & WALLPLATES | QuickPort™ Modular Furniture Products



A



B-D



E



F

QUICKPORT MODULAR FURNITURE PRODUCTS

- Simple snap-in installation and attractive streamlined appearance
- Furniture wallplates accept QuickPort Couplers and Jacks and snap easily and snugly into standard modular furniture
- Modular Furniture Brackets facilitate installation of Leviton surface-mount boxes or wallplates with back boxes

MAGNETS AND MODULAR FURNITURE BRACKETS

DESCRIPTION	PART NO.
(Use one magnet for 2-port surface-mount housing. Use two magnets for 4-, 6-, 12-port, and MOS surface-mount housing and single- and dual-gang surface-mount back boxes.)	
[A] Set of 4 Magnets	41030-SMJ

MODULAR FURNITURE BRACKETS

[B] Steelcase Series 9000®, Haworth®, Knoll®, Allsteel®, Westinghouse®, and Teknion®	49222-BLK
[C] Herman Miller Ethospace® and Steelcase Avenir®	49222-ESP
[D] Herman Miller Action Office®	49222-HAO

QUICKPORT MODULAR FURNITURE WALLPLATES

DESCRIPTION	WHITE	IVORY	GRAY	BLACK
2-Port Standard Depth*	49910-SW2	49910-SI2	49910-SG2	49910-SE2
[E] 4-Port Standard Depth with 1 QuickPort Blank*	49910-SW4	49910-SI4	49910-SG4	49910-SE4
4-Port Extended Depth with 1 QuickPort Blank*	49910-EW4	49910-EI4	49910-EG4	49910-EE4
2-Port Herman Miller†	49910-HW2	49910-HI2	49910-HG2	49910-HE2
[F] 4-Port Herman Miller with 1 QuickPort Blank†	49910-HW4	49910-HI4	49910-HG4	49910-HE4

* = Fits openings of approximately 1.38" x 2.63" to 2.98"

† = Fits openings of approximately 1.88" x 2.98"



White



Light Almond



Ivory



Gray



Black




Brown



Stainless

Standard- and extended-depth wallplates are compatible when used with Herman Miller G1189A Reducer, available from Herman Miller dealers.

HOUSINGS & WALLPLATES | Duplex, Round Opening & Blank Wallplates



DUPLEX & ROUND OPENING WALLPLATES

- Standard 106-style duplex receptacle wallplates accept QuickPort™ footprint inserts with either two or four openings
- Round opening wallplates accept 110-style or screw terminal inserts (see page E16)
- Stainless wallplates are constructed of type 302 stainless steel

QUICKPORT DECORA TYPE 106 DUPLEX INSERTS

DESCRIPTION	WHITE	LT. ALMOND	IVORY	GRAY	BLACK	BROWN	STAINLESS
[A] 2-Port Duplex Insert	41087-2WP	41087-2TP	41087-2IP	41087-2GP	41087-2EP	—	—
[B] 4-Port Duplex Insert	41087-QWP	41087-QTP	41087-QIP	41087-QGP	41087-QEP	—	—

DUPLEX SINGLE-GANG WALLPLATES

[C] Duplex, standard size, urea	88003-000	78003-000	86003-000	87003-000	—	85003-000	—
Duplex, standard size, nylon	80703-00W	—	80703-00I	80703-0GY	80703-00E	80703-000	—
[D] Duplex, standard size, stainless	—	—	—	—	—	—	84003-040
[E] Duplex, midway, urea	80503-00W	80503-00T	80503-00I	—	—	80503-000	—
Duplex, midway, nylon	00PJ8-00W	00PJ8-00T	00PJ8-00I	00PJ8-0GY	00PJ8-00E	00PJ8-000	—

DUPLEX DUAL-GANG WALLPLATES

[F] Duplex, standard size, urea	88016-000	78016-000	86016-000	87016-000	—	85016-000	—
Duplex, standard size, nylon	80716-00W	80716-00T	80716-00I	80716-0GY	80716-00E	80716-000	—
[G] Duplex, standard size, stainless	—	—	—	—	—	—	84016-040
[H] Duplex, midway, urea	80516-00W	80516-00T	80516-00I	—	—	80516-000	—
Duplex, midway, nylon	0PJ82-00W	0PJ82-00T	0PJ82-00I	0PJ82-0GY	0PJ82-00E	0PJ82-000	—

ROUND OPENING SINGLE-GANG WALLPLATES

[I] Round Opening, stnd size, urea	88004-000	78804-000	86004-000	—	—	85004-000	—
Round Opening, stnd size, nylon	80704-00W	80704-00T	80704-00I	80704-0GY	80704-00E	80704-000	—
[J] Round Opening, stnd size, stainless	—	—	—	—	—	—	84004-040
[K] Round Opening, midway, urea	80504-00W	80504-00T	80504-00I	—	—	80504-000	—
Round Opening, midway, nylon	00PJ7-00W	00PJ7-00T	00PJ7-00I	—	—	—	—

SINGLE- & DUAL- GANG BLANK WALLPLATES

Single-Gang Blank Wallplate	88014-000	78014-000	86014-000	87014-000	—	85014-000	84014-040
Dual-Gang Blank Wallplate	88025-000	78025-000	86025-000	87025-000	—	85025-000	84025-040

HOUSINGS & WALLPLATES | Telephone & Video Wallplates



TELEPHONE & VIDEO WALLPLATES

- Provide quick at-the-wall connections for RJ-11 telephone and F-connection video applications
- High-quality ABS plastic or nylon, which provides superior resistance to impacts, chemicals, and solvents as compared to other plastics
- Midway wallplates hide irregular drywall cuts or flaws around outlets
- cULus Listed, fire-retardant material rated UL 94V-0

TELEPHONE WALL-PHONE JACKS

- Wall-phone jacks available in 4- or 6-conductor models
- Screw terminal or quick-connect termination options
- Quick-connect products include plastic punchdown tool

STANDARD TELEPHONE & VIDEO WALLPLATES

DESCRIPTION	WHITE	LT. ALMOND	IVORY	BROWN
[A] Wall Jack, 6P4C	40249-00W	40249-00T	40249-00I	—
[B] Wall Jack, 6P4C + 6P4C	40244-00W	40244-00T	40244-00I	—
[C] Wall Jack, 6P4C + F-connector	40259-00W	40259-00T	40259-00I	—
[D] Wall Jack, F-connector, nylon	80781-00W	80781-00T	80781-00I	—
[E] Wall Jack, F-connector + F-connector	80782-00W	80782-00T	80782-00I	—
Wall Jack, 6P6C	40238-00W	—	—	—
Wall Jack, 6P6C + F-connector	40258-00W	—	—	—

MIDWAY TELEPHONE & VIDEO WALLPLATES (NYLON)

[F] Wall Jack, 6P4C	40539-PMW	40539-PMT	40539-PMI	40539-PMB
[G] Wall Jack, 6P4C + F-connector	40539-CMW	40539-CMT	40539-CMI	40539-CMB
[H] Wall Jack, F-connector	40539-OMW	40539-OMT	40539-OMI	40539-OMB


WALL-PHONE JACK WALLPLATES - 110-STYLE

DESCRIPTION	WHITE	LT. ALMOND	IVORY	STAINLESS
[I] Wall-Phone Jack, 6P4C quick-connect, plastic with metal base	40253-00W	40253-00T	40253-00I	—
[J] Wall-Phone Jack, 6P4C quick-connect, stainless with metal base	—	—	—	40223-00S

WALL-PHONE JACK WALLPLATES - SCREW TERMINAL

[K] Wall-Phone Jack, 6P4C screw terminal, plastic with metal base	40257-00W	—	—	—
[L] Wall-Phone Jack, 6P4C screw terminal, plastic with plastic base	40214-00W	40214-00T	40214-00I	—
Wall-Phone Jack, 6P6C screw terminal, stainless with metal base	—	—	—	40226-00S

See page E16 for color options.



ROUND TELEPHONE INSERTS & SURFACE-MOUNT BOXES

- Round inserts available with screw terminal or 110-style termination
- See page E14 for wallplates with round openings
- Surface-mount boxes feature 4-, 6-, and 8-conductor screw terminal connections
- Shorting bar option for use with monitored home security systems

QUICKPORT™ FLOOR BOX ASSEMBLIES

- Combine voice, data, and AV couplers and jacks in convenient in-floor locations
- Floor box assemblies include brass wallplate and screw cap (floor box not included)
- Inserts and connectors are ivory

ROUND TELEPHONE INSERTS

DESCRIPTION	WHITE	LT. ALMOND	IVORY	GRAY
[A] Round Insert, 6P4C, 110 termination	—	—	41054-IDD	—
[B] Round Insert, 6P4C, screw terminal	—	—	40201-00I	—


SURFACE-MOUNT TELEPHONE BOXES

Surface-Mount Box, 6P4C, screw terminal	4625A-24W	—	4625A-24I	—
Surface-Mount Box, 6P6C, screw terminal	4625A-26W	—	4625A-26I	—
[C] Surface-Mount Box, 8P8C, screw terminal	40278-00W	40278-00T	40278-00I	40278-00G
Surface-Mount Box, 8P8C with shorting bar, screw terminal, RJ-31X	—	40278-SBT	40278-SBI	—


QUICKPORT FLOOR BOX ASSEMBLY WITH INSERT, BRASS PLATE & SCREW CAP

DESCRIPTION	PART NO.
Floor Box Assembly, one F-connector coupler, one blank module	41650-00F
Floor Box Assembly, one 6P6C jack, one blank module	41650-006
Floor Box Assembly, two port, includes one blank module	41652-000
[D] Floor Box Assembly, two 6P6C jacks	41652-006
Floor Box Assembly, one 6P6C jacks, one F-connector coupler	41652-06F

Floor Box Assemblies sold as complete kits only, individual components not sold separately.



HOUSINGS & WALLPLATES | Multimedia Outlet System (MOS)



MULTIMEDIA OUTLET SYSTEM (MOS) BOX AND WALLPLATE HOUSINGS


- MOS Surface-Mount Housings accept AV, copper, and fiber MOS modules
- Front-load installation ensures simple moves, adds, and changes
- Surface-Mount Box accepts 3 modules (1 unit high only)
- Wallplates accept 3-units-high per gang
- Surface-Mount Housing accepts one 1-unit-high module and is suitable for use in air handling (plenum) spaces

MULTIMEDIA OUTLET SYSTEM (MOS) SURFACE-MOUNT BOX AND WALLPLATE HOUSINGS

DESCRIPTION	WHITE	LT. ALMOND	IVORY	GRAY	BLACK	STAINLESS
[A] Single-Gang Wallplate	41290-SMW	41290-SMT	41290-SMI	41290-SMG	41290-SME	41290-SMS
[B] Dual-Gang Wallplate	41290-DMW	41290-DMT	41290-DMI	41290-DMG	41290-DME	41290-DMS
[C] Three-Gang Wallplate	—	—	—	—	—	41290-TMS
[D] Surface-Mount Box, 3-unit with fiber storage*	41296-MMW	41296-MMT	41296-MMI	—	41296-MME	—
[E] Surface-Mount Housing, holds one 1-unit-high module	4M089-1WM	4M089-1IM	4M089-1TM	4M089-1GM	4M089-1EM	—
[F] Fiber Storage/Spacer Ring°	41290-DRW	—	41290-DRI	41290-DRG	41290-DRE	—
[G] Decora™ Insert, holds one 1-unit-high module	41649-00W	41649-00T	—	41649-00G	41649-00E	—

* = Surface-Mount Box is not compatible with 41295-V**, 41292-D**, 41295-HD*, and 41292-A**.

° = Dual-gang only.



MULTIMEDIA OUTLET SYSTEM (MOS) AV CONNECTOR MODULES

- VGA, RCA, and HDMI® options in 1-unit-high MOS modules
- SpeakON® and XLR Jacks install in 1.5-unit-high MOS passthrough module (41297-2PX)

MULTIMEDIA OUTLET SYSTEM (MOS) AV CONNECTOR MODULES (All modules are 1 unit high unless noted otherwise)

DESCRIPTION	WHITE	LT. ALMOND	IVORY	GRAY	BLACK
[H] VGA PC Module, 110-style termination^	41295-VPW	41295-VPT	41295-VPI	41295-VPG	—
[I] VGA Monitor Module, 110-style termination^	41295-VMW	41295-VMT	41295-VMI	41295-VMG	—
[J] VGA/HD15 Module, screw terminal	41295-HDW	—	41295-HDI	—	—
[K] VGA/HD15 Module, coupler	41293-HDW	41293-HDT	41293-HDI	41293-HDG	41293-HDE
VGA/HD15 Module, empty	41291-DBW	—	41291-DBI	41291-DBG	41291-DBE
[L] RCA Component Video Module, 110-style termination (red, green, blue)	41292-DEW	41292-DET	41292-DEI	—	—
[M] RCA Composite Video Module, 110-style termination (red, white, yellow)	41292-AEW	41292-AET	41292-AEI	—	—
[N] 3-Port RCA Module (red, black, yellow), coupler	41292-3RW	41292-3RT	41292-3RI	41292-3RG	41292-3RE
[O] 3-Port RCA Module (red, green, blue), coupler	41292-3DW	41292-3DT	41292-3DI	41292-3DG	41292-3DE
[P] HDMI Module, coupler	41290-HDW	41290-HDT	41290-HDI	41290-HDG	41290-HDE
[Q] speakON Jack, 4-pole, screw terminal*	—	—	—	—	41297-SP4
[R] XLR Jack, 3-pole, screw terminal*	—	—	—	—	41297-XL3

^ = 110-Style VGA modules require both PC and Monitor modules used in pairs to operate. This applies to H and I only.

* = 1.5 units high. speakON® and XLR Jacks must be installed in 1.5 unit high MOS Passthrough Module (41297-2Px).

HOUSINGS & WALLPLATES | Multimedia Outlet System (MOS)




MULTIMEDIA OUTLET SYSTEM FIBER MODULES


- Duplex SC and ST single-mode and multimode options
- Modules available in 1, 1.5, 2, and 3 units high

MOS FIBER MODULES					
DESCRIPTION	WHITE	IVORY	GRAY	BLACK	
[A] 1 Duplex SC, zirconia ceramic, SM/MM, blue, (1 unit high)	41291-2CW	41291-2CI	—	41291-2CE	
[B] 1 Duplex SC, zirconia ceramic, SM/MM, blue, 45° exit (1.5 units high)*	41294-2CW	41294-2CI	41294-2CG	41294-2CE	
[C] 1 Duplex SC, zirconia ceramic, SM/MM, blue, 45° exit (2 units high)*	41292-2CW	41292-2CI	41292-2CG	41292-2CE	
[D] 2 Duplex SC, zirconia ceramic, SM/MM, blue, 45° exit (3 units high)*	41293-4CW	41293-4CI	41293-4CG	—	
1 Duplex ST, zirconia ceramic, SM, (1 unit high)	41291-ZTW	41291-ZTI	—	41291-ZTE	
[E] 1 Duplex ST, phosphor bronze, MM, (1 unit high)	41291-2TW	—	—	41291-2TE	

* = Angled fiber connectors must be installed in lower 2RU of MOS wallplates



For multimode SC adapters in beige, blue, or aqua housing, please contact Inside Sales at (800) 722-2082.



MULTIMEDIA OUTLET SYSTEM ADAPTERS & BLANK MODULES

- QuickPort™ modules allow for a combination of QuickPort category-rated jacks and AV or fiber adapters
- Blank modules create a finished look when building extra capacity for future growth
- 1.5-unit-high passthrough module accepts SpeakON® and XLR Jacks

MOS ADAPTERS & BLANK MODULES					
DESCRIPTION	WHITE	LT. ALMOND	IVORY	GRAY	BLACK
[F] 1-Port QuickPort Module (1 unit high)	41291-1MW	41291-1MT	41291-1MI	41291-1MG	41291-1ME
[G] 2-Port QuickPort Module (1 unit high)	41291-2QW	41291-2QT	41291-2QI	41291-2QG	41291-2QE
[H] 2-Port 45° Exit Angled QuickPort Module (1.5 units high)	41294-2QW	41294-2QT	41294-2QI	41294-2QG	41294-2QE
[I] Passthrough Module (1.5 units high)	41297-2PW	41297-2PT	41297-2PI	41297-2PG	41297-2PE
[J] Blank Module (0.5 unit high)	41295-5BW	41295-5BT	41295-5BI	41295-5BG	41295-5BE
[K] Blank Module (1 unit high)	41291-1BW	41291-1BT	41291-1BI	41291-1BG	41291-1BE
[L] Blank Module (1.5 units high)	41294-2BW	41294-2BT	41294-2BI	41294-2BG	41294-2BE
[M] Blank Module (2 units high)	41292-2BW	41292-2BT	41292-2BI	—	41292-2BE

Multimedia Outlet System (MOS)
HOUSINGS & WALLPLATES




CABLE MANAGEMENT



SECTION F CONTENTS

- F3** Versi-Duct™ Cable Management System
- F4** Horizontal Cable Managers
- F6** Rear Cable Managers, Blanks & Transitional Covers
- F7** Rings & Brackets
- F8** VELCRO® Brand Fasteners
- F10** Zone Enclosures

CABLE MANAGEMENT | Versi-Duct™ Cable Management System



VERSI-DUCT CABLE MANAGEMENT SYSTEM

The innovative system for copper and fiber installations fits on any standard equipment rack, and accessories enable a wide range of configurations.

VERSI-DUCT 8" CHANNEL CABLE MANAGEMENT

- Ideal for today's large-scale deployments and Cat 6A installations with typical larger-diameter cable
- 80-inch channel ships in two 40-inch pieces for easier handling and installation
- Channels available with standard black cover
- Designer cover (gray) available as an accessory
- Channels include mounting bracket kit and two covers, one slack-loop organizer, and one cable retainer, per 80-inch side (front or front/rear)
- Covers feature integrated dual-hinge for easy accessibility
- Channels can be side- or center-mounted for better space utilization
- Large finger-passthrough space aligns with rack units

VERSI-DUCT 8" CHANNEL VERTICAL CABLE MANAGEMENT & ACCESSORIES

DESCRIPTION	FRONT ONLY	FRONT & REAR
Vertical 80" Length, 8" W x 8" D channel, standard black cover, hinged [A]	8980L-VFO*	[B] 8980L-VFR
Vertical 40" Cover, 8" W, black (set of 4)	—	8940L-SRC
Vertical 40" Designer Cover, 8" W, gray (set of 2)	—	89265-8DC
Vertical Center Mounting Bracket, 8" W channel (bag of 4)	—	89265-BKT
Vertical Cable Retainer, 8" W channel (bag of 6)	—	[C] 89265-WR1
Vertical Slack Loop Organizer, 8" W channel (package of 2)	—	[D] 89265-SL1

* = Rear retrofit not available.


8" VERSI-DUCT CAPACITY CHART

Use the chart below to determine maximum recommended cable capacity for 8" Versi-Duct managers, based on average cable outside diameter. To ensure proper bend radius and space for future additions, do not fill to capacity at initial installation.

FEATURE	CHANNEL DEPTH (WXD)	USABLE AREA (IN ²)	CAT 6A CAPACITY (.330" CABLE)	CAT 6 CAPACITY (.230" CABLE)	CAT 5E CAPACITY (.185" CABLE)
8" Channel Size	7.88" x 6.9"	54.3	159	327	505
Finger Spacing	5.5" x 1"	5.5	24	50	77
Large Passthrough	4.8" x 2.6"	11.2	49	101	156
Small Passthrough	2.6" dia.	5.3	23	48	74



CABLE MANAGEMENT | Versi-Duct™ Vertical & Horizontal Management



VERSI-DUCT 5" CHANNEL CABLE MANAGEMENT

- 80-inch channel ships in two 40-inch pieces for easier handling and installation
- Interlocking tabs maintain flush channel alignment
- Finger spacing aligns with rack units

VERSI-DUCT HORIZONTAL CABLE MANAGEMENT

- Fits all standard 19-inch racks
- Includes bend-radius-compliant clips
- Finger spacing aligns with patch panel port openings to better manage patch cords



Mount the Slack Loop Organizer on the duct fingers to manage excess cables.

VERSI-DUCT 5" CHANNEL VERTICAL CABLE MANAGEMENT & ACCESSORIES

DESCRIPTION	FRONT ONLY	FRONT & REAR
Vertical 80" Length, 5" W x 4" D channel, standard snap-on black cover (included)	4980L-VFO+	4980L-VFR
Vertical 40" Length, 5" W x 4" D channel, standard snap-on black cover (included)	[A] 4940L-VFO+	[B] 4940L-VFR
Vertical 40" Cover, 5" channel, snap-on, black (set of 4)	—	4940L-SRC
Vertical 40" Designer Cover, 5" channel, snap-on, gray (set of 2)	—	[C] 59265-5DC
Vertical Center Mounting Bracket, 5" channel (set of 2)	—	[D] 49265-BKT
Versi-Duct Slack Loop Organizer (set of 2)	—	49265-SL1
Versi-Duct Slack Loop Organizer, extended (set of 2)	—	49265-SL2

VERSI-DUCT HORIZONTAL CABLE MANAGEMENT & ACCESSORIES

Horizontal Manager, 2RU, 3" W x 3" D front, 2" W x 4" D rear*, with cover	[E] 492RU-HFO	[F] 492RU-HFR
Horizontal Manager, 1RU, 1.5" W x 3" D front, 1.5" W x 4" D rear*, with cover	[G] 491RU-HFO	[H] 491RU-HFR
Horizontal Designer Cover, 2RU, snap-on, gray	—	[I] 49265-DC2
Horizontal Designer Cover, 1RU, snap-on, gray	—	49265-DC1
Horizontal Cable Retainer (10 per package)	—	[J] 49265-WR1
Horizontal Cover Hinge (4 per package)	—	[K] 49265-HNG

† = Rear retrofit not available.

* = Bend radius clips included.

5" VERSI-DUCT CAPACITY CHART

Use the chart below to determine maximum recommended cable capacity for 5" Versi-Duct managers, based on average cable outside diameter. To ensure proper bend radius and space for future additions, do not fill to capacity at initial installation.

FEATURE	CHANNEL DEPTH (WXD)	USABLE AREA (IN ²)	CAT 6A CAPACITY (.330" CABLE)	CAT 6 CAPACITY (.230" CABLE)	CAT 5E CAPACITY (.185" CABLE)
5" Channel Size	4.75" x 3.9"	18.5	54	111	172
Finger Spacing	3" x 1"	3.0	13	27	42
Passthrough	3.5" x 1"	3.5	15	32	49



Versi-Duct

CABLE MANAGEMENT

CABLE MANAGEMENT | Horizontal Cable Managers



A



B



C



D



E, F



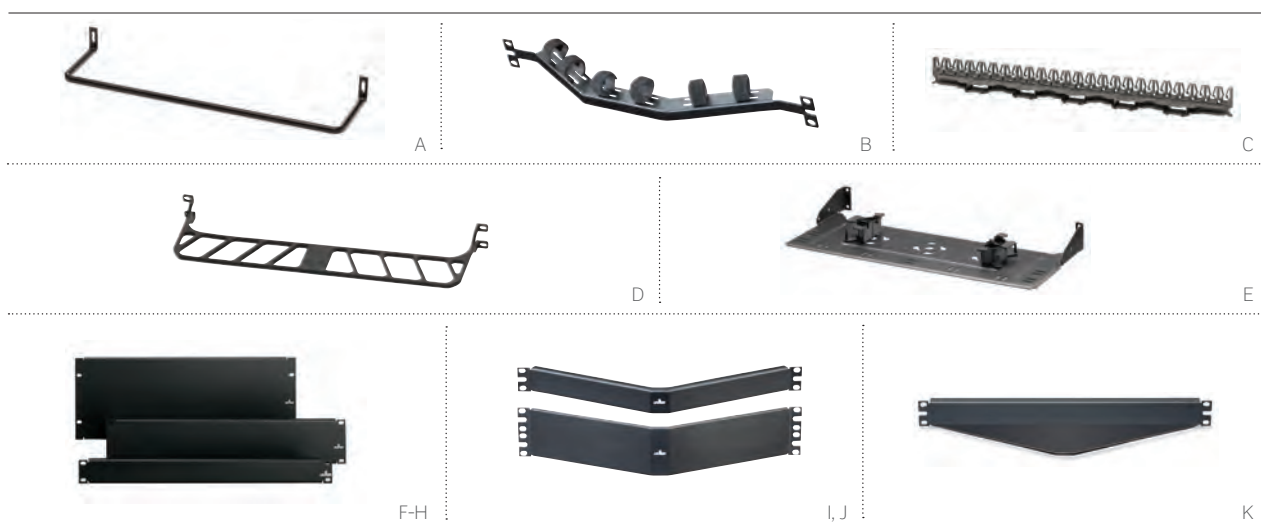
G

HORIZONTAL CABLE MANAGERS

- Available in 1RU, 2RU, and 4RU sizes
- All mount to standard 19-inch racks and cabinets
- 4RU manager includes a shelf to support patch cords
- Horizontal managers support transition to vertical management

HORIZONTAL CABLE MANAGERS		
DESCRIPTION	FLAT	ANGLED
Horizontal, 1RU, 4" metal rings	[A] 49253-LPM	—
Horizontal, 1RU, 2" metal rings		[B] 49254-LPM
Horizontal, 2RU, 4" metal rings	49253-BCM	—
Horizontal, 2RU, 2" metal rings	49253-2CM	49254-BCM
Horizontal, 4RU, 4" metal rings	[C] 49253-4CM	—
Horizontal, 1RU, 6" metal rings	49253-6PM	—
Horizontal, 2RU, 6" metal rings	[D] 49253-6MR	—
Horizontal Cable Manager Cover, 1RU	[E] 49253-1CV	—
Horizontal Cable Manager Cover, 2RU	[F] 49253-2CV	—
Horizontal Cable Manager Cover, 4RU	49253-4CV	—
Tie Wrap Bar, 1" H x 1.5" D	[G] 49258-TWB	—

CABLE MANAGEMENT | Rear Cable Managers, Blanks & Transitional Covers



REAR CABLE MANAGEMENT BARS AND CLIP

- Standard Flat Cable Management Bar attaches to patch panel
- Cable Management Clip easily snaps into the standard Cable Management Bar to secure discrete cables with no ties or wraps
- Angled bars attach to rack
- High-Density Cable Management Bar supports heavy loads of cable and mounts on front or rear of rack
- e2XHD Rear Cable Manager for flat panel attaches to rack, includes rings to help manage and route incoming fiber cables, and supports any Leviton panel (see page A18 or B31 for more details)

BLANK PANEL INSERTS

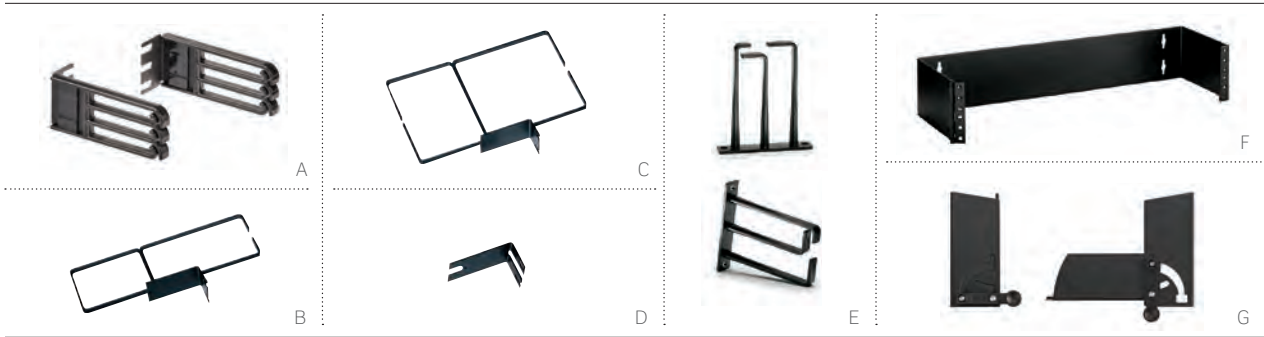
- Provide a seamless look and designate rack space for future expansion

TRANSITIONAL COVER

- Provides clean, aesthetic transition from angled patch panels to flat equipment
- Improves thermal management

REAR CABLE MANAGEMENT BARS AND CLIP		
DESCRIPTION	FLAT	ANGLED
Standard Cable Management Bar	[A] 49005-CMB	[B] 49006-AMB
Cable Management Clip (attaches to 49005-CMB)	[C] 49005-CMC	
High-Density Cable Management Bar, 1RU	[D] 49005-DMB	—
e2XHD Rear Cable Manager, with cable management rings (four ¼" rings)	[E] E2X1F-CMB	E2XHD-CMB
BLANK PANEL INSERTS		
Blank Panel, 1RU	[F] 49254-BP1	[I] 49254-BA1
Blank Panel, 2RU	[G] 49254-BP2	[J] 49254-BA2
Blank Panel, 4RU	[H] 49254-BP4	—
TRANSITIONAL COVER		
Transitional Cover, 1RU	—	[K] 49254-BC1

CABLE MANAGEMENT | Rings & Brackets



ORU PATCH CORD MANAGER

- Mounts on side of Leviton 1RU flush-mount enclosures and flat or angled panels
- Rigid fingers with cable retention feature to organize and protect cords

HINGED WALL-MOUNT BRACKETS

- Designed for installations where space is constrained and racks are not used
- Six-inch deep brackets allow for proper cable management

CABLE MANAGEMENT RINGS

- Vertical Management Rings are an open ring solution that can be installed in tight spaces and smaller deployments
- Mounting Tie Bracket allows rings to be positioned between racks
- Vertical Transition Rings are used for vertical and horizontal cable management and are compatible with flat and angled panels

FRONT HINGED BRACKET

- Simplifies process of terminating cables to rear of patch panels when access is limited
- Easy-access quick-release latches drop to 90-degree and 120-degree positions
- Rack or wall mountable

ORU PATCH CORD MANAGER

DESCRIPTION	PART NO.
[A] ORU Patch Cord Manager (bag of 2)	5RCMT-VFG

CABLE MANAGEMENT RINGS

[B] 3" Vertical Management Rings	49260-MR3
[C] 6" Vertical Management Rings	49260-MR6
[D] Mounting Tie Bracket	49261-BKT
[E] Vertical Transition Rings for Angled Panels, 2RU	49262-HR1

HINGED WALL-MOUNT BRACKETS

[F] Hinged Wall-Mount Bracket, 2RU, 6" depth	49251-W62
Hinged Wall-Mount Bracket, 3RU, 6" depth	49251-W63
Hinged Wall-Mount Bracket, 4RU, 6" depth	49251-W64

FRONT HINGED BRACKET

[G] Front Hinged Bracket, 3RU	49400-FHB
-------------------------------	-----------



VELCRO® BRAND TIE WRAPS

- Available in 5-, 8-, and 12-inch lengths (0.5-inch width)
- Slot helps secure fastening without overtightening
- All wraps come with 25 units per roll

VELCRO® BRAND WRAPS – BULK ROLLS

- Available in 15-, 75-, and 600-foot bulk rolls (0.5-inch width)
- Cut to desired length

VELCRO® BRAND WRAPS – SOFTCINCH LITE ROLLS

- Thinner depth for smaller bundles
- Tear by hand for quick application
- Available in 75-foot roll (0.5-inch width)

Maroon products have been tested to UL 2043 and are suitable for use in air handling (plenum) spaces per NEC 300-22(b)(c).

VELCRO® BRAND CABLE FASTENERS					
DESCRIPTION	BLACK	BLUE	YELLOW	ORANGE	MAROON (PLENUM RATED)
[A] Tie Wrap, 5" (25 units per roll)	43105-005	—	—	—	—
[B] Tie Wrap, 8" (25 units per roll)	43108-008	—	—	—	—
[C] Tie Wrap, 12" (25 units per roll)	43112-012	—	—	—	—
[D] Bulk Roll, 15'	43115-015	—	—	—	—
[E] Bulk Roll, 75'	43115-075	43115-75L	43115-75Y	43115-75O	43115-75P
[F] Bulk Roll, 600'	43115-600	—	—	—	—
[G] SoftCinch Lite Roll, 75'	4S115-75E	—	—	—	—





Available in 11.75" and 24" diameters

A

VELCRO® BRAND STORAGE RINGS

- For inside and outside plant ensure copper and fiber optic bend radius; loops included

VELCRO® BRAND STORAGE RINGS

DESCRIPTION	PART NO.
[A] Storage Rings, inside plant, 11.75" diameter	48900-IFR
Storage Rings, outside plant, 24" diameter	48900-OFR

VELCRO® BRAND

CABLE MANAGEMENT


SPOTLIGHT

Cincinnati Bell Technology Solutions (CBTS) Scores with Comprehensive Data Center Services



CBTS is one of the top 20 communications providers in North America.

And with a constant demand for colocation and virtual data center services, CBTS required a top-quality infrastructure to achieve the reliability needed for expanding its critical data center environment. After evaluating several options, CBTS chose Leviton connectivity for its quality, reliability, and outstanding performance. Plus, in addition to meeting needs, Leviton took it one step further by developing its custom solutions for unique data center applications.



ZONE ENCLOSURES

- Provide flexible consolidation points in ceiling or floor
- Simplify moves, adds, and changes (MACs)
- Plenum rated and includes fire-rated foam sealing kits
- Significant reduction in cable pathway loading
- Use as a telecom enclosure (TE) for cabling flexibility

2' X 2' PASSIVE RAISED-FLOOR ENCLOSURES

- Fit in air-handling space under 8-inch raised floors
- House two 4RU (8RU total) racks for standard 19-inch components
- Rotating patch panel mounting provides easy access to rear of panels

CEILING ENCLOSURES

- Install flush with drop ceiling
- Fully hinged drop-down doors support installed equipment and open to face technician
- Active and passive styles available
- Mount into standard 2' x 2' and 2' x 4' ceiling tiles
- Active enclosures include AC power back box and venting for active equipment

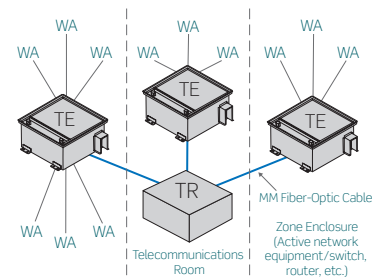
ZONE ENCLOSURES		
DESCRIPTION		PART NO.
[A]	Active Ceiling Enclosure, 2' x 2', 2RU active and 5RU passive space	Z1000-AC2
[B]	Active Ceiling Enclosure, 2' x 4', 4RU active and 10RU passive space	Z1000-AC4
[C]	Passive Raised-Floor Enclosure, 8" depth, 8RU passive space	Z1000-PF2
[D]	Passive Ceiling Enclosure, 2' x 2', 5RU passive space	Z1000-PC2

SPOTLIGHT

Zone Cabling Design Benefits

In a **zone cabling design**, cables are routed from the telecommunications room (TR) to appropriately placed telecommunications enclosures (TE). Cabling is then run from the zone enclosure to each work area (WA). In an Active Zone Enclosure System, a single fiber run can support dozens of work areas, significantly reducing cable pathway loading and TR space requirements. Zone cabling designs are ideal for open office architecture. Zone cabling benefits include:

- Maximum infrastructure flexibility
- Improved network performance
- Simplified moves, adds, and changes
- Reduced floor space usage
- Significantly reduced cost of ownership





AV SOLUTIONS



SECTION **G** CONTENTS

AV SOLUTIONS	G3	Signal Extension Introduction
	G5	IT/AV System
	G7	Connection Diagrams
	G11	AV Signal Extension
	G17	AV Couplers, Jacks & Inserts
	G18	Volume Controls & Audio Distribution Modules
	G19	Home Theater & Recessed Devices

AV SOLUTIONS

Leviton IT/AV systems combine category-rated structured cabling with audiovisual signal extenders to create plug-and-play solutions with no programming required. The enterprise-grade systems allow contractors to extend AV signals over twisted-pair cabling with the same tools used for installing datacom infrastructure. They can then test and certify the installation to Ethernet standards to ensure high signal performance after they leave the jobsite.

Signal Extension

HDMI®

A: HDBaseT™ 100 m Extender

B: HDBaseT 70 m Extender

C: 40 m Extender

VGA

D: 100 m Extender

USB

E: USB 2.0 100 m Extender

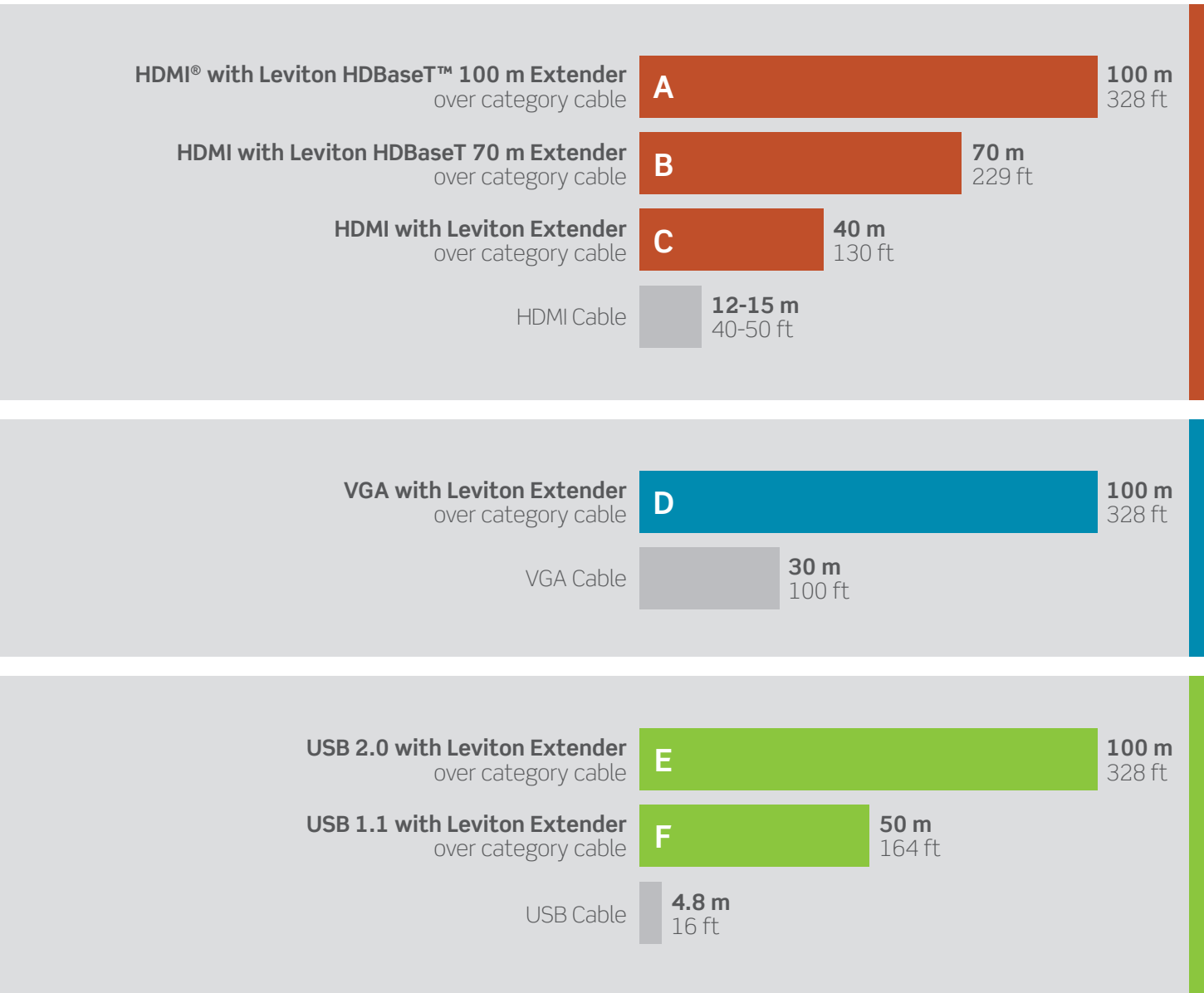
F: USB 1.1 50 m Extender

AV SOLUTIONS

EXTENDING HIGH-QUALITY AV SIGNALS OVER CATEGORY CABLE

Deliver the high-quality audio and video required for today’s technologies with Leviton IT/AV Systems, which include signal extenders for long distance transmission of HD video. We offer extenders for a variety of connection types that increase cable distance and retain high signal performance.

Below are recommended maximum lengths using Leviton extenders, compared to maximum lengths for different AV cables.



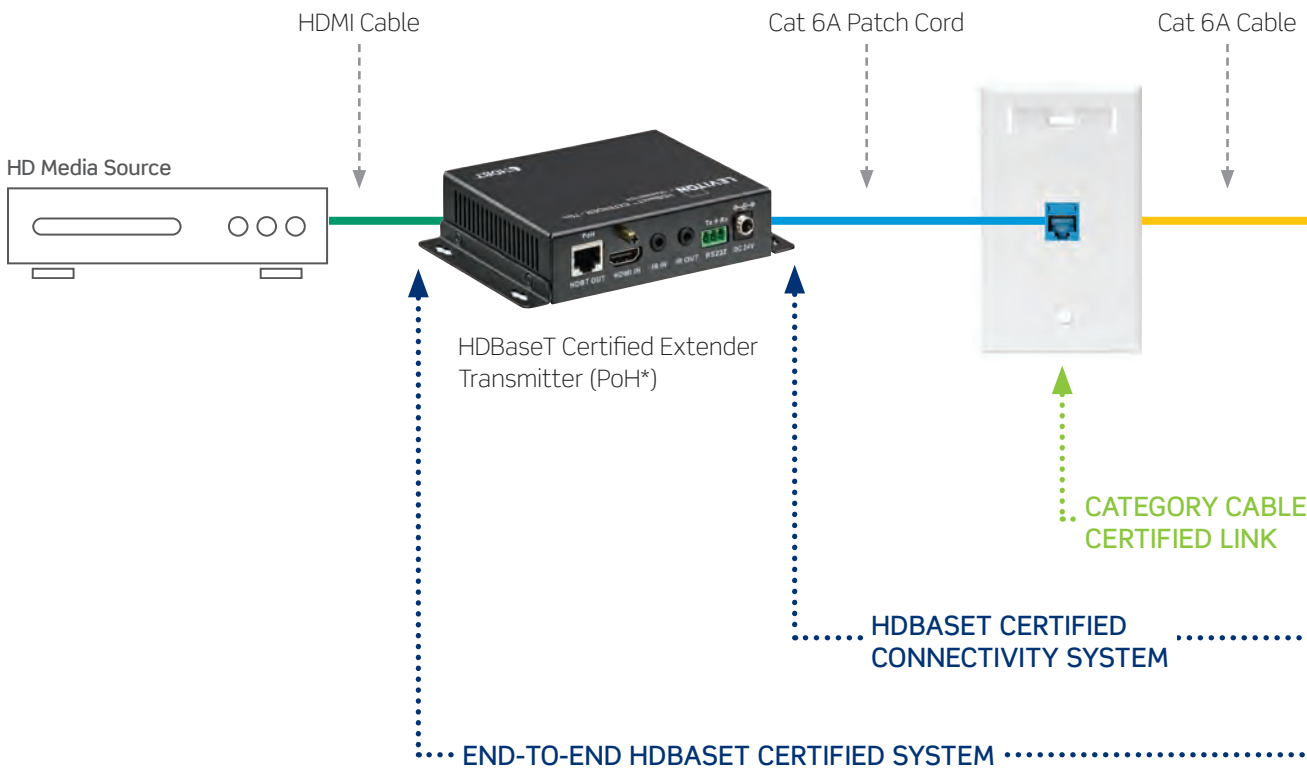
Signal Extension

AV SOLUTIONS

END-TO-END TESTED AND CERTIFIED AV SYSTEMS

The increasing convergence of AV and data networks has positioned low-voltage, BICSI RCDD contractors as the next generation of AV integrators. Leviton's new IT/AV Systems help these contractors be the AV experts for their customers and use an easy-to-install solution that requires no programming and little-to-no training.

An IT/AV System combines Leviton HDBaseT™ HDMI® Extenders, Atlas-X1™ Cat 6A connectivity, and approved Cat 6A cable and patch cords for a complete end-to-end solution. The Cat 6A infrastructure link can be installed, tested, and verified like any other Cat 6A 10GBASE-T link. This system is also certified to HDBaseT Alliance standards.



IT/AV System
AV SOLUTIONS

SPOTLIGHT AV Cable Recommendations for HDBaseT



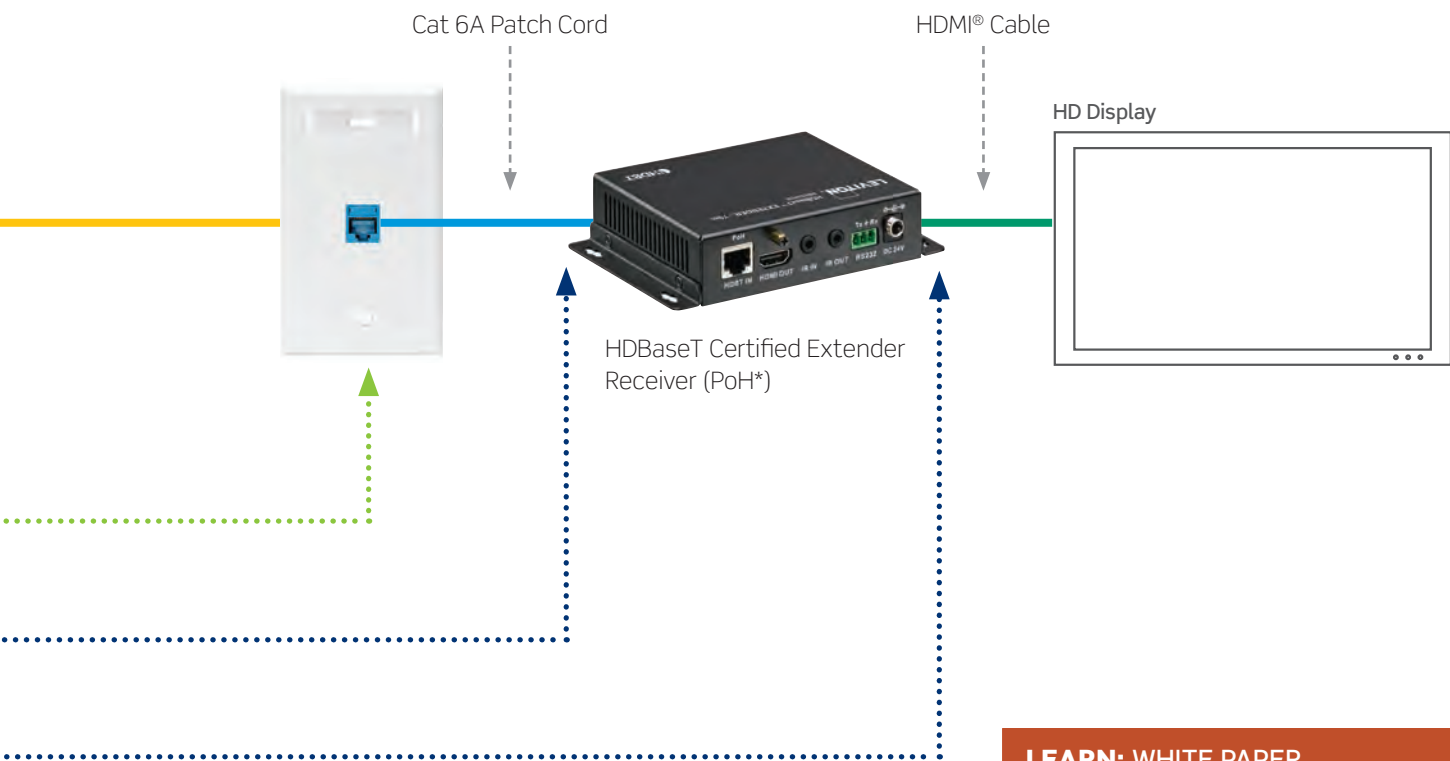
*PoH = Power Over HDBaseT

Using HDBaseT™ technology you can transmit HDMI® signals over category-rated cable, delivering the high resolution needed over distances up to 100 meters. In the white paper “AV Cable Recommendations for HDBaseT,” you’ll learn why Cat 6A UTP cable with Alien Crosstalk Prevention Technology is ideal for supporting IT/AV applications over longer distances. Plus, you’ll also gain a better understanding of HDBaseT standards and applications, as well as be able to review comprehensive test results for different category-rated cables used in HDBaseT certified links.

To read the white paper, visit Leviton.com/ns/whitepapers.

HDBaseT™ certification offers important benefits:


- System longevity capable of supporting future HD video signal performance requirements
- Installation and testing using the same tools used for datacom infrastructure
- Peace of mind that comes from third-party verification and certification of AV signal transmission performance
- Compatibility with other manufacturers' equipment supporting the same HDBaseT features
- Limited lifetime warranty on the structured cabling system when installed by a Leviton certified contractor



LEARN: WHITE PAPER

Leviton.com/ns/whitepapers
AV Cable Recommendations for HDBaseT

Learn why Cat 6A UTP cable with Alien Crosstalk Prevention Technology is ideal for supporting IT/AV applications over longer distances.

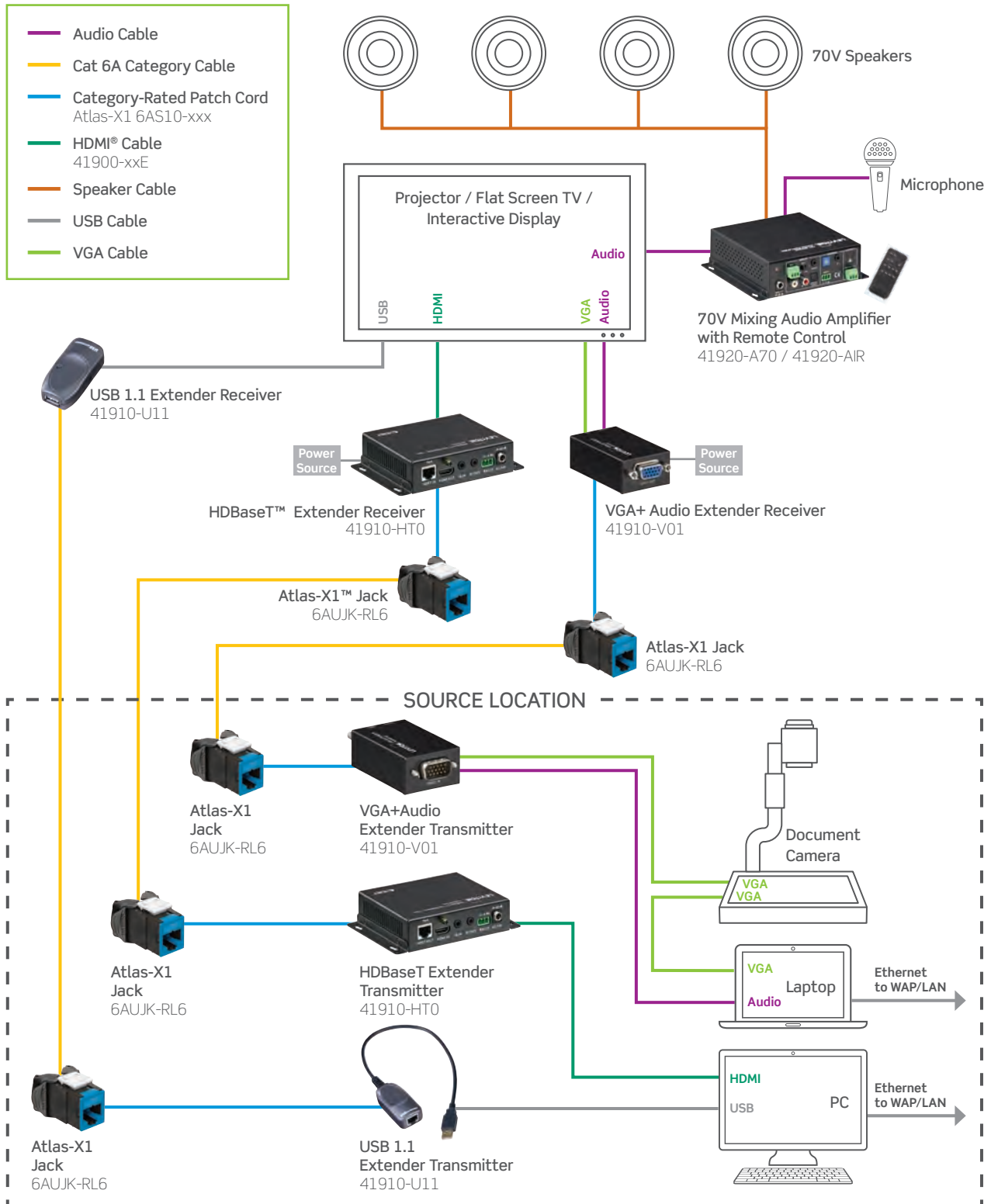




CLASSROOM APPLICATION

Today's classrooms have evolved from using chalkboards and overhead projectors to connected tools like interactive whiteboards and document cameras. Leviton solutions allow contractors to easily extend HDMI®, VGA, and USB signals from teachers' desks to the latest devices anywhere in the room, all networked over easy-to-install, category-rated cable. Classrooms can also integrate IT/AV controls for an interface that's easy to use (see "Conference Room" diagram on G10). These solutions help ensure a quality learning environment throughout all types of learning areas, including lecture halls, libraries, and computer labs, and they prepare schools for more advanced technologies to come.

CLASSROOM/CONFERENCE ROOM APPLICATIONS WITH SIGNAL EXTENSION & 70V AUDIO

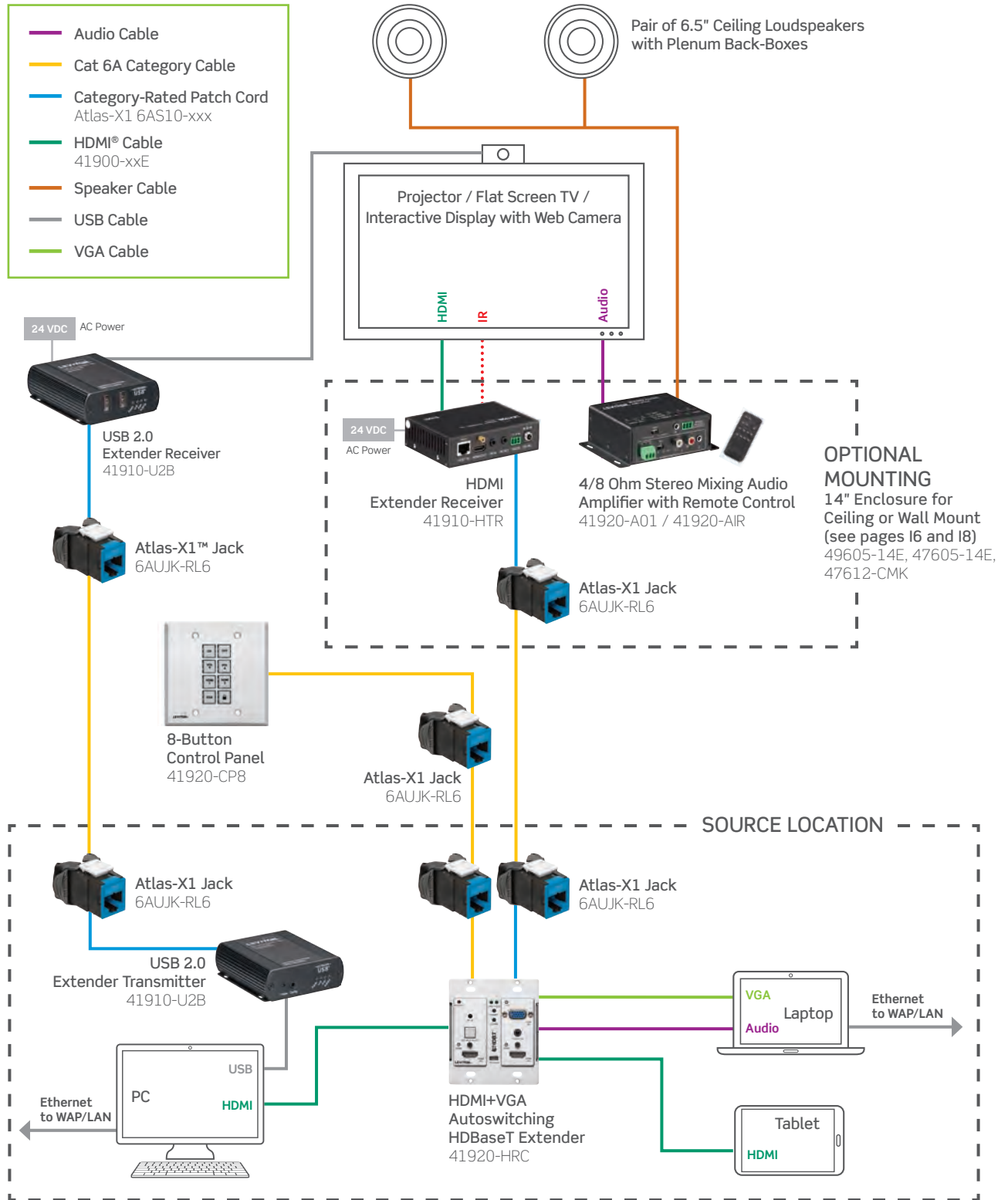




CONFERENCE ROOM APPLICATION

The best AV installations for conference rooms can adapt to handle future multimedia devices while maintaining a low profile in the room. With help from Leviton AV Signal Extenders, IT/AV Controls, audio amplification, and in-ceiling connectivity for wireless access points — all connected over versatile category-rated cable — you create extra flexibility and a clean look in business, school, or hotel conference rooms. See the following page for typical conference room AV applications with Leviton solutions.

CLASSROOM/CONFERENCE ROOM APPLICATIONS WITH CONTROL SYSTEM & STEREO AUDIO





Decora™ Wallplate Sold Separately

A



B

AUTOSWITCHING & 8-BUTTON CONTROL PANEL WALLPLATES


The Leviton Autoswitching HDBaseT Extender Wallplate connects, switches, and extends HDMI and VGA signals to displays or projectors in conference rooms, classrooms, and control centers. Complete the system with an optional 8-button control panel for simple push-button controls.

- Extends signals up to 70 meters (230 feet) over a single category cable
- Uses certified HDBaseT technology for a complete professional plug-and-play installation.
- PoH (Power over HDBaseT) powered from the receiver at the display end
- Autoswitching Extender accepts any Decora™ dual-gang wallplate (sold separately, see page E11)
- Optional 8-button Control Panel has pre-configured buttons for display or projector on/off, volume up/down, and source selection
- 8-button panel powered by, and communicates with, the Autoswitching Wallplate via category cable

AUTOSWITCHING HDBASET EXTENDER WALLPLATE & 8-BUTTON CONTROL PANEL

DESCRIPTION	PART NO.
[A] Autoswitching HDBaseT Extender Wallplate	41920-HRC
[B] 8-Button Control Panel	41920-CP8





HDBASET™ EXTENDER TRANSMITTERS & RECEIVERS

HDBaseT twisted-pair extenders with Power over HDBaseT (PoH) deliver HDMI®, Ethernet, IR, and RS232 signals for classrooms, conference rooms, command centers, restaurants, and more. The paired transmitter and receiver require only one power adapter that can be connected at either end.

- Class A Extenders (41910-HTE) deliver 328 ft (100 m) transmission for HDMI, Ethernet, bi-directional IR, RS232
- Class B Extenders (41910-HT0) deliver 230 ft (70 m) transmission for HDMI, bi-directional IR, RS232
- Support key features of HDMI 1.4, including 3D and 4K x 2K, CEC pass through and HDCP compatible
- Locking power supply and HDMI cable connectors
- Power supply, RS-232 cables, and mounting brackets included
- Compact metal housing for mounting with flatscreen displays
- Plenum rated

IR EMITTER & RECEIVER KITS


Kits work with Leviton HDBaseT Transmitters and Receivers.

- IR Emitter and IR Target Kit delivers 5V signal transmission; connects over 5-foot cords
- IR Y-Cable and Emitter Kit splits IR output from the receiver to two emitters

HDBASET EXTENDER TRANSMITTERS & RECEIVERS

[A] HDBaseT Extender, transmitter and receiver, 100 m	41910-HTE
[B] HDBaseT Extender, transmitter and receiver, 70 m	41910-HT0
[C] HDBaseT Extender, receiver only, 70 m	41910-HTR
[D] HDBaseT Extender IR Emitter and Receiver Kit*	41910-HIR
IR Y-Cable and Emitter Kit*	41920-YIR

* = These kits are not compatible with the audio amplifier infrared remote control kit.



VGA EXTENDER TRANSMITTER & RECEIVER

- Extends distance between AV source and display up to 328 feet (100 meters) over one category cable
- Screen resolutions include:
 - 1920 x 1200 @ 60 Hz (30 meters)
 - 1600 x 1200 @ 60 Hz (100 meters)
 - 1280 x 1024 @ 60 Hz (150 meters)
- Adjustable Gain Control lets you manually adjust signal strength to compensate for distance
- Audio enabled (mono)
- No external power supply needed for transmitter
- Receiver powered either by included USB power cable or DC adapter
- Convenient docking on the display device
- Plenum rated

70 VOLT MIXING AUDIO AMPLIFIER

- 40-watt mono output, 70V or 100V constant voltage
- Three inputs: two stereo audio and one balanced mic, which support EQ control and mic mixing
- Mic input supports 48V phantom power
- Volume, bass, treble, and mute control
- LED indicators for power and control function feedback
- Plenum rated

4/8 OHM MIXING AUDIO AMPLIFIER

- 2 X 20W stereo, 1 X 40W bridge mono, and 2 X 20W dual mono
- Three inputs: Two stereo audio and one balanced mic
- Mic input supports 48V phantom power
- Volume, bass, treble, and mute controls
- Plenum rated

INFRARED REMOTE CONTROL KIT

- Controls Mixing Audio Amplifiers
- Includes a remote control and IR target
- A kit is also available that includes only the IR target

USB EXTENDERS

- Plug-and-play extenders reach up to 328 feet (USB 2.0) and 164 feet (USB 1.1) over a single category cable
- USB 2.0 Extender includes transmitter, 2-port receiver, power supply, 6-foot (2 m) cable, mounting brackets
- USB 1.1 Extender includes transmitter with attached 1-foot (0.3 m) cable and receiver
- 2.0 Extender supports USB 480 Mb/s and also connects to USB 3.x devices; 1.1 Extender supports USB 12 Mb/s

VGA EXTENDER TRANSMITTER & RECEIVER

DESCRIPTION	PART NO.
[A] VGA Extender Transmitter and Receiver, 100 m	41910-V01

MIXING AUDIO AMPLIFIERS

[B] 70 Volt Mixing Audio Amplifier	41920-A70
[C] 4/8 Ohm Stereo Mixing Audio Amplifier	41920-A01

AMPLIFIER INFRARED REMOTE CONTROL KITS

[D] Amplifier Infrared Remote Control Kit, Remote and Target*	41920-AIR
[E] Amplifier IR Target Only*	41920-IRT

USB EXTENDERS

[F] USB 2.0 Extender, 100 m	41910-U2B
[G] USB 1.1 Extender, 50 m	41910-U11

* = These kits are not compatible with the HDBaseT IR Emitter and Receiver Kits.



HDMI® 1X4 SPLITTER

- Splits one HDMI input into four independent HDMI outputs
- 4K ultra high definition 4K x 2K at 60Hz 4:4:4 HDR 18Gbps
- Compatible with and supports key features of HDMI 2.0 including CEC, EDID and HDCP2.2
- Supports audio extraction from the HDMI signal for connection to an external sound system
- EDID management with multiple presets and auto downscaling from 4K to 1080p resolution for display compatibility
- Built-in equalization helps with compatibility with varying HDMI cable quality
- Compact and convenient 5VDC USB Type C power input with included power adapter and 1.5 meter (5') USB Type A to Type C cable
- Compact design for easy installation in crowded spaces

HDMI 4X1 SWITCHER

- Switches any one of four HDMI inputs to one HDMI output
- Automatic switching mode selects a new active input or when the active input is removed, selects the first active input on the lowest numbered port
- Manual switching of HDMI inputs is accomplished via a front panel push-button
- 4K ultra-high-definition 4K x 2K at 60Hz 4:4:4 HDR 18Gbps
- Compatible with and supports key features of HDMI 2.0 including CEC, EDID and HDCP2.2
- Supports ARC audio return channel and audio extraction from the HDMI signal for connection to an external sound system
- EDID management: multiple presets and user defined settings
- Controllable via included IR remote or RS-232 command input
- Compact and convenient 5VDC USB Type C power input with included power adapter and 1.5 m (5') USB Type A to Type C cable
- Ultra slim design for easy installation in crowded spaces

HDMI AUDIO EXTRACTOR

- Extracts the audio from an HDMI signal and makes it available for connection to an amplifier or sound system
- 4K ultra-high-definition 4K x 2K at 60Hz 4:4:4 HDR 18Gbps
- Compatible with and supports key features of HDMI 2.0 including CEC, EDID and HDCP2.2
- Three audio modes: Passthrough, Bitstream, and PCM
- Digital audio output supports PCM, DOLBY DIGITAL, DTS, DTS-HD
- Locking power input connector
- Compact design for easy installation in crowded spaces

HDMI 1X4 SPLITTER	
DESCRIPTION	PART NO.
[A] HDMI 1x4 Splitter — 4K/60, EDID, ARC, Audio Extraction, HDCP 2.2	41920-SP4
HDMI 4X1 SWITCHER	
[B] HDMI 4x1 Switcher — 4K/60, EDID, ARC, Audio Extraction, HDCP 2.2, IR, RS-232	41920-SW4
HDMI AUDIO EXTRACTOR	
[C] HDMI Audio Extractor — 4K/60, HDCP 2.2	41920-HAE



HDMI® EXTENDER TRANSMITTER & RECEIVER

The HDMI Extender Transmitter and Receiver extends your HD display up to 130 feet (40 meters) away from your HDMI source using two category cables. They are capable of supporting DVI-D (Single-Link) equipment when used with a HDMI-to-DVI adapter, providing greater flexibility and installation options.

- 8-segment equalization adjustment switch
- Extend 1080p by 40 meters; extend 1080i (HDTV) by 60 meters
- Superior video quality — 1920 x 1200, up to 1080p
- Supports Dolby® TrueHD and DTS-HD® Master Audio
- DDC and HDCP 1.1 compatible
- For commercial use only
- Locking HDMI connector
- Compact metal housings
- Transmitter and receiver power supplies and mounting brackets included
- Plenum rated

HDMI CABLES

Leviton high-speed HDMI Cables with Ethernet and Audio Return Channel are ideal for supporting in-wall and permanent installations for education, health care, enterprise, government, and residential applications.

- cULus listed
- CL2 rated for in-wall installation
- Compact connector body and flexible cable accommodate common box depths while maintaining minimum bend radius
- Commercial-grade, 28-gauge construction
- Gold-plated connectors for long-lasting performance
- HDMI Cable Lock Kit secures cable to Leviton Signal Extension devices for permanent installations
- Includes two universal adapters, two tie wraps, M3X05, and 4-40 UNC screws

HDMI EXTENDER TRANSMITTER & RECEIVER

DESCRIPTION	PART NO.
[A] HDMI Extender, transmitter and receiver, 40 m	41910-H00

HDMI CABLES

HDMI Cable, 3 ft	41900-03E
[B] HDMI Cable, 6 ft	41900-06E
HDMI Cable, 10 ft	41900-10E
HDMI Cable, 15 ft	41900-15E

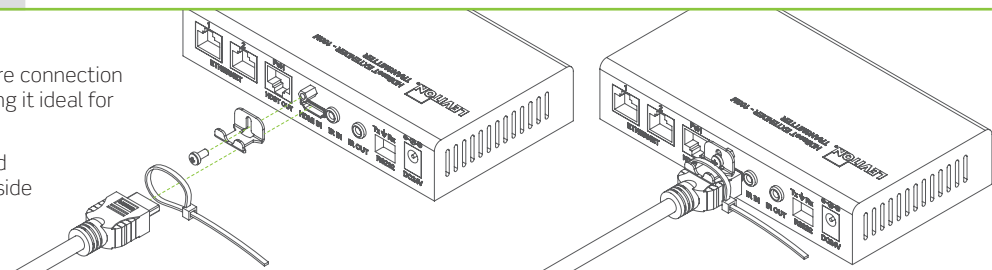
HDMI CABLE LOCK KIT


[C] HDMI Cable Lock Kit	41900-LKT
-------------------------	-----------

SPOTLIGHT HDMI Cable Lock Kit

The Leviton HDMI Cable Lock Kit provides a secure connection to all Leviton HDMI Signal Extension devices, making it ideal for in-wall and permanent-system installations.

The kit includes two sets of universal adapters and screws to secure the cable from either the top or side of the connector body.





AV COUPLERS, JACKS & INSERTS

- HDMI® coupler works with HDMI Type A connectors
- Binding Post and Banana Jack couplers are excellent for advanced audio
- QuickPort Blanks secure unused ports in wallplates and housings for future expansion
- 3.5 mm Stereo Jack facilitates classroom, workstation, and computer audio applications
- Use BNC couplers for commercial CCTV or commercial video signals
- S-video for enhanced video streams available in coupler and 110 termination
- Decora™ wallplate inserts with HDMI couplers provide high-definition video with in-wall wiring
- Decora brush passthrough offers a clean, professional appearance when cables need to pass through a wall opening

QUICKPORT™ AV COUPLERS & JACKS

DESCRIPTION	WHITE	LT. ALMOND	IVORY	GRAY	BLACK	BROWN
[A] HDMI Couplers	40834-00W	40834-00T	40834-00I	—	40834-00E	—
[B] USB A/A Coupler	40835-00W	—	40835-00I	40835-00G	—	—
[C] 3.5 mm Stereo Jack, screw terminal	40839-SWS	—	40839-SIS	—	—	—
[D] Blank Insert (pack of 10)	41084-0BW	41084-0BT	41084-0BI	41084-0BG	41084-0BE	41084-0BB
[E] Banana Jack Coupler, red stripe	40837-BWR	40837-BTR	40837-BIR	—	—	—
[F] Banana Jack Coupler, black stripe	40837-BWE	40837-BTE	—	—	—	—
[G] Binding Post Coupler, red stripe	40833-BWR	40833-BTR	40833-BIR	—	40833-BER	—
[H] Binding Post Coupler, black stripe	40833-BWE	40833-BTE	40833-BIE	—	40833-BEE	—
[I] BNC Coupler, nickel plated	41084-BWF	—	—	—	41084-BEF	—
[J] BNC Coupler, gold plated	—	40832-0BT	40832-0BI	—	—	—
[K] S-Video Coupler	40734-CVW	—	40734-CVI	—	—	—
[L] S-Video Jack, 110 termination	40734-SVW	40734-SVT	40734-SVI	40734-SVG	40734-SVE	—

DECORA AV INSERTS

[M] HDMI Coupler	41647-00W	—	41647-00I	—	—	—
[N] Brush Insert, passthrough	41075-DBW*	—	—	—	41075-DBE*	—

* = Brush color is white for 41075-DBW and black for 41075-DBE; only brush is visible when installed.



White



Light Almond



Ivory



Gray



Black



Brown



RCA & F-CONNECTORS IN FEEDTHROUGH & 110-STYLE

Leviton carries a comprehensive selection of RCA and F-connectors in both couplers and 110 termination. Body colors match Leviton housings; barrel colors are industry standard.

- RCA Jacks use standard identification colors for component and composite video
- Coax F-Connectors are SCTE-compliant and support signals up to 3 GHz

COMPRESSION & CRIMP-ON F-CONNECTORS

- Leviton compression and crimp-on connectors are ideal for more specialized AV applications
- Compression connectors offer an airtight seal and secure fitting for increased cable retention
- Crimp-on connectors are an economical solution for less demanding applications

QUICKPORT RCA F-CONNECTOR COUPLERS (FOR RCA & COAX CABLE)


DESCRIPTION		WHITE	LT. ALMOND	IVORY	GRAY	BLACK	BROWN
RCA Coupler, gold plated with black stripe	[A]	40830-BWE	—	40830-BIE	—	40830-BEE	40830-BBE
RCA Coupler, gold plated with red stripe,		40830-BWR	40830-BTR	—	—	—	40830-BBR
RCA Coupler, gold plated with yellow stripe		40830-BWY	40830-BTY	40830-BIY	—	—	—
RCA Coupler, gold plated with green stripe		40830-BWV	—	40830-BIV	—	—	—
RCA Coupler, gold plated with blue stripe		40830-BWL	—	40830-BIL	—	—	—
F-Connector Coupler, nickel plated	[B]	41084-FWF	41084-FTF	41084-FIF	41084-FGF	41084-FEF	41084-FBF
F-Connector Coupler, gold plated	[C]	40831-FWG	40831-FTG	40831-FIG	—	—	—

QUICKPORT 110-STYLE RCA JACKS (FOR CAT 6 OR CAT 5E CABLE)

RCA Jack, gold plated with red barrel, 110 termination	[D]	40735-RRW	40735-RRT	—	40735-RRG	40735-RRE	—
RCA Jack, gold plated with white barrel, 110 termination		40735-RWW	40735-RWT	—	—	40735-RWE	—
RCA Jack, gold plated with yellow barrel, 110 termination		40735-RYW	40735-RYT	40735-RYI	40735-RYG	40735-RYE	—
RCA Jack, gold plated with green barrel, 110 termination		40735-RVW	—	40735-RVI	—	—	—
RCA Jack, gold plated with blue barrel, 110 termination		40735-RLW	—	40735-RLI	—	—	—
RCA Jack, gold plated with orange barrel, 110 termination		40735-ROW	40735-ROT	40735-ROI	40735-ROG	40735-ROE	—

COMPRESSION & CRIMP-ON RCA & F-CONNECTORS

DESCRIPTION	RG-6 CABLE	RG-6 QUAD SHIELD
RCA Compression Connector	—	[E] 40985-CRU
Compression F-Connector (colored rings included)	—	[F] 40985-CPF
F-Connectors, one-piece crimp-on (bag of 100)	[G] 40985-1P6	[H] 40985-0Q6



AV SOLUTIONS
Couplers & Connectors

SPOTLIGHT In-Ceiling System for Wireless Access Points




Plenum-Rated
QuickPort™ In-Ceiling System

An **In-Ceiling System** provides a fixed location for terminating a data connector, creating a more reliable and consistent connection than a direct connect plug. This fixed connection also reduces the possibility of damage during construction.

The system of plenum-rated cable, jacks, patch cords, surface-mount boxes, and brackets provides a testable permanent link in drop ceilings to WAPs, while allowing the flexibility to move the In-Ceiling Bracket to refine Wi-Fi® coverage or WAN placement without needing to retest the link.

See pages E3-E4 for product information.



DECORA™ STRAUSS™ TRANSFORMER-FREE VOLUME CONTROLS

- Contemporary slider design brings precision and elegance to any installed audio system
- Available in standard and impedance-matched versions
- Volume control uses standard Decora wallplate in a standard J-Box or low-voltage mounting ring
- Color-change kits ensure the right finishing touch for every application

SYSTEM MATCHING MODULE

- Combine with non-impedance-matching volume controls to control up to six speaker pairs (cannot be used with impedance-matching volume controls)
- AutoSurge® circuit technology protects speakers from potentially damaging transients
- Designed to mount in Leviton Structured Media™ Enclosures

1X6 AUDIO DISTRIBUTION MODULE

- Combines with impedance-matching volume controls to control up to six speaker pairs from an amplifier or receiver
- Designed to mount in Leviton Structured Media enclosures and connect to six rooms/zones

AUDIO SYSTEM VOLUME CONTROLS

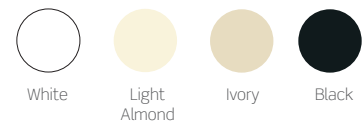
DESCRIPTION	PART NO.
[A] Decora Strauss Transformer-Free Slider Volume Control, white, analog, 200 watts peak, 100 watts RMS, 4-16 Ohms, 8 Ohm nominal (for use with SGAMP-000) (Decora wallplate sold separately, see page D11)	SGVST-00W
[B] Decora Strauss Transformer-Free Impedance-Matching Slider Volume Control, white, analog, 200 watts peak, 100 watts RMS, 4-16 Ohms, 8 Ohm nominal (for use with 48211-06A)	SGVSM-00W
Decora Strauss Color-Change Kit, converts to light almond	SGVCK-0LA
Decora Strauss Color-Change Kit, converts to ivory	SGVCK-00I
Decora Strauss Color-Change Kit, converts to black	SGVCK-00E

SYSTEM MATCHING MODULE

[C] System Matching Module for Impedance-Matching Passive Two-Channel Multi-Room Audio Systems (for use with SGVST-00W)	SGAMP-000
--	-----------

1X6 AUDIO DISTRIBUTION MODULE

[D] 1x6 Passive Audio Module (for use with SGVSM-00W)	48211-06A
--	-----------



SPOTLIGHT

Cat 6A System for Demanding AV Networks



We can help you create the highest performing system for demanding AV networks. Our Atlas-X1 Cat 6A jacks, Cat 6A patch cords, and LANmark-XTP Cat 6A cable is optimized for 10 Gb/s AV applications requiring high bandwidth and low latency, such as HDBaseT and SDVoE. The innovative Crosstalk Prevention (XTP) technology in LANmark-XTP cable provides superior signal isolation for crystal clear AV in HD or UHD (4k).



A



B



C



D



E



F



G



H



I



J

HOME THEATER, MULTI-ROOM & SPEAKER WALLPLATES

- Designed for easy installation of cables using low-voltage rings and standard low-voltage junction boxes
- Home Theater Interface wallplate (AEHTK) accommodates 5.1 to 7.1 channel surround-sound systems, and features RCA jacks for subwoofer connection and two extra QuickPort™ openings
- Multi-Room Audio wallplate (AEMRK) accommodates left and right audio speakers (± connections), and two extra QuickPort openings (e.g., adding a subwoofer or 3.5 mm stereo phone jack)
- Speaker wallplate allows for simple, solderless connections to any home entertainment speaker system

RECESSED ENTERTAINMENT BOX (REB)

- Affordable solution manages home theater electronics in a single location
- Ideal for new construction (stud-mounted) and retrofit (wall-mounted) applications
- Low-profile frame provides neat, recessed installation
- Optional high-profile cover includes sliding plastic front panels, and channels all wires through the bottom of the unit

RECESSED RECEPTACLES

Recessed Single-Gang Receptacle

- Fits most standard electrical boxes
- Supplies AC power for one or two components (flat panel TVs and video receiver)
- cULus approved, code-compliant solution

Recessed Dual-Gang Duplex Receptacle with Six QuickPort Openings

- Centralizes connection points for AC power, audio, video, data, and phone
- Includes plastic electrical box for use in new and retrofit construction
- UL approved, code-compliant solution

USB CHARGER/TAMPER-RESISTANT OUTLETS

- Up to 2X the charging power (up to 30W) of typical USB chargers, our USB In-Wall Charger
- Dual Type-C™ (T5635) with Power Delivery is the most advanced, powerful in-wall charger.
- Compact design fits in a standard wallbox, is compatible with standard wallplates, and can be multi-ganged with other standard Leviton devices
- Back and side wired for easy installation
- Smart chip designed for recognizing and optimizing the charging requirements of your device
- Tamper-Resistant NEC® Compliant shutter mechanism blocks access to contacts from most foreign objects

HOME THEATER AND MULTI-ROOM WALLPLATES

DESCRIPTION	PART NO.
[A] Home Theater Interface Wallplate, 14 gold-plated spring clips, two RCA connectors, two QuickPort™ openings	AEHTK-000
[B] Multi-Room Install Wallplate, two gold-plated spring clips, two QuickPort openings	AEMRK-000
[C] Single-Gang Single Spring-Clip Device Audio/Video Wallplate, standard size, polymer break resistant, box mount	40951-1PW
[D] Single-Gang Double Spring-Clip Device Audio/Video Wallplate, standard size, polymer break resistant, box mount	40952-2PW

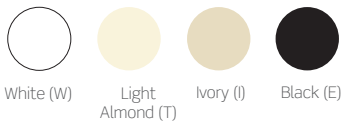
RECESSED DEVICES & ENTERTAINMENT BOX

Single-Gang Recessed Single Receptacle 15A-125VAC, 2-pole, 3-wire — NEMA 5-15R, includes clock hanger hook	00688-00*
Single-Gang Recessed Single Receptacle, Non-Magnetic Stainless Steel 15A-125VAC, 2-pole, 3-wire — NEMA 5-15R, includes clock hanger hook	05261-0CH
[E] Single-Gang Recessed Duplex Receptacle 15A-125VAC, 2-pole, 3-wire — NEMA 5-15R	00689-00+
Single-Gang Recessed Single Receptacle, Non-Magnetic Stainless Steel 20A-125VAC, 2-pole, 3-wire — NEMA 5-20R, includes clock hanger hook	05361-0CH
[F] Dual-Gang Recessed Duplex Receptacle and Openings for Six QuickPort Modules 15A-125VAC, 2-pole, 3-wire — NEMA 5-15R (four blank inserts included)	00690-00*
Recessed Entertainment Box with Low-Profile Frame	47617-REB
[G] Recessed Entertainment Box with High-Profile Cover	47617-RBH
High-Profile Cover	47617-HPC
Low-Profile Frame	47617-LPF
Replacement Snap-In Plates, 2 per bag	47617-PLT

USB CHARGER / OUTLET

[H] 30W (6A) USB Dual Type-C/C Power Delivery Wall Outlet Charger with 15A Tamper-Resistant Outlet	T5635-00W
[I] 5.1A USB Type A/Type-C Wall Outlet Charger with 15A Tamper-Resistant Outlet	T5633-00W
[J] 3.6A USB Type-A/Type-A Wall Outlet Charger with 15A Tamper-Resistant Outlet	T5632-00W

* = Color: White (W), Ivory (I) + = Color: White (W), Lt. Almond (T), Ivory (I), Black (E)



SPOTLIGHT

Recessed Box



The Leviton 14" Structured Media Center makes running cable and managing multimedia displays simple and more cost-effective. Designed to provide a central distribution consolidation point, the enclosure can be installed and concealed behind a display or near a projector screen.

This professional-grade enclosure is spacious for simple audiovisual device installation and management, and allows for future growth. Ideal for supporting conference room, classroom, and enterprise technologies, the enclosure accommodates the distribution of voice, data, video, audio, and IT/AV applications.

See page I6-I8.



POWER SOLUTIONS



SECTION H CONTENTS

POWER DISTRIBUTION UNITS (PDUs) **H3** 5500 & 5505 Series

POWER DISTRIBUTION | 5500 & 5505 Series



Leviton 5500 and 5505 Series Power Distribution Units (PDUs) help power and protect vital electronic equipment. The 5500 and 5505 Series share several key features, including:

- Resettable circuit breaker to protect against overloading
- 12 receptacles: 10 in back, 2 in front
- 20-amp versions available with either straight blade or locking input plug
- Mounts horizontally on 19-inch racks or cabinets

STANDARDS & CERTIFICATIONS

UL 1363 RECOGNIZED
#E118936

5500: UL 1449 LISTED
#E118936/3/1

5505: UL 1449 LISTED
#E118936/3/2

5500 SERIES WITH ENHANCED SURGE PROTECTION

- Peak surge current: 72 kA
- VPR — L-N: 400 Vpk, L-G/N-G: 500 Vpk
- EMI/RFI noise filtering: 100 kHz to 30 MHz, -10 dB to -35 dB
- Type SPD: 4
- Physical dimensions: 1.75" H x 19" W x 4.55" D

5505 SERIES WITH SURGE PROTECTION

- Peak surge current: 27 kA
- VPR — L-N: 600 Vpk, L-G/N-G: 700 Vpk
- EMI/RFI noise filtering: 100 kHz to 30 MHz, -5 dB to -40 dB
- Type SPD: 4
- Physical dimensions: 1.75" H x 19" W x 2.5" D


5500 SERIES RACK-MOUNT POWER DISTRIBUTION UNITS (PDUs) WITH SURGE PROTECTION

PART NO.	FOOTPRINT	ON/OFF SWITCH		INPUT			OUTPUT			
		YES	NO	INPUT VOLTAGE	AMPS	CORD LENGTH	INPUT PLUG	OUTPUT VOLTAGE	RECEPTACLE TYPE	RECEPTACLE QUANTITY
[A] 5500-190	Horizontal / Rack Mnt.	•		120V	15A	12'	5-15P	120V	5-15R	12
5500-192	Horizontal / Rack Mnt.	•		120V	20A	12'	5-20P	120V	5-20R	12
5500-20L	Horizontal / Rack Mnt.	•		120V	20A	12'	L5-20P	120V	5-20R	12
[B] 5500-15N	Horizontal / Rack Mnt.		•	120V	15A	12'	5-15P	120V	5-15R	12

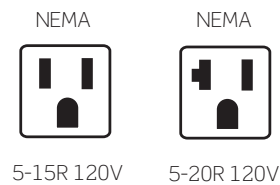
5505 SERIES RACK-MOUNT POWER DISTRIBUTION UNITS (PDUs) WITH SURGE PROTECTION

5505-190	Horizontal / Rack Mnt.	•		120V	15A	12'	5-15P	120V	5-15R	12
----------	------------------------	---	--	------	-----	-----	-------	------	-------	----

INPUT PLUG TYPES



OUTPUT RECEPTACLE TYPES



LEARN: WHITE PAPER



Leviton.com/ns/whitepapers Copper Network Infrastructure in the Data Center: Why BASE-T is Here to Stay

Twisted-pair copper structured cabling will continue to offer a flexible, cost-effective, and dependable solution to support higher bandwidths. In this white paper, you'll learn why Category 8 will play a key role in supporting next generation networks and get an overview of the latest standards defining Category 8 and 40GBASE-T.



MDU & HOSPITALITY SOLUTIONS



SECTION I CONTENTS

MULTIPLE DWELLING UNITS (MDU) SYSTEMS	I3	Populating the Structured Media Center (SMC)
STRUCTURED MEDIA™	I5	Wireless Series SMCs
	I7	Metal Series SMCs
	I10	Fiber-to-the-Home (FTTH) Solutions
	I12	Power Supplies & Surge Protection
	I13	Mounting Brackets & Patch Cords
	I15	Twist & Mount, TIDP & Compact Structured Media Panels
	I16	Standard Structured Media Panels
	I17	Modules & Expansion Boards
	I19	Video Distribution & Splitters
	I20	Tools


Find our complete line of residential networking solutions
in Leviton's Connected Home catalog.

Download online at [Leviton.com/connectedhome](https://www.leviton.com/connectedhome).

POPULATING THE STRUCTURED MEDIA CENTER

The Nerve Center of the Connected Home

For every residence — single-family home, high-rise, or hotel — Leviton offers an unparalleled selection of structured wiring solutions for networking, audio, video, and more. And we offer the ideal central distribution point to manage them all.



THE CONNECTED HOME

Get enterprise-grade, best-in-class broadband network performance capability with Leviton Structured Media components. These solutions are engineered to be an integrated system, providing an organized base and simplifying installation from rough-in through line activation. For enclosure configuration assistance, go to Leviton.com/homeconfig.

- 1 Structured Media Center**

These versatile enclosures allow you to manage and distribute a full range of voice, data networking, audio, and video wiring from one central location. We have enclosures for every construction type: wood, steel frame, concrete, and cinder block construction, and Wireless Structured Media Centers for expanding the reach of a wireless network.
- 2 Data Patching and Distribution**

Leviton offers durable Cat 6 and 5e panels and modules for data cable distribution. The high-end Twist & Mount Panel makes installation simple and provides easy access for moves, additions, or changes in the home network.
- 3 Telephone Patching and Distribution**

Choose from a wide selection of telephone distribution boards, modules, or panels for telephone and security systems. Our Telephone Input Distribution Panel (TIDP) supports inputs for use with triple-play modems and complements the look and simplicity of our Twist & Mount Patch Panels.
- 4 High-Flex Patch Cords**

High-Flex Cat 6 Patch Cords allow for tighter radius connections and a cleaner finished appearance inside a dressed Structured Media Center.
- 5 User or Service Provider Active Gear**

Leviton offers a range of accessories for mounting and securing active gear, such as shelf brackets, saddle ties and VELCRO® Brand strips. And when used with a plastic Vented Hinged Door, the enclosures have added depth to support bulkier routers and other equipment.
- 6 Premium and Passive CATV Splitters**

Distribute the incoming RF signal to locations throughout a home via coaxial cable using Leviton passive CATV splitters, or use Premium splitters to optimize the performance of digital cable signals to handle HDTV.
- 7 Integrated Power Supply**

Structured cabling systems rely on active gear that requires low-voltage power and surge protection. Leviton offers power supplies with extra plugs that eliminate the need for bulky power adapters within enclosures.

VELCRO® is a registered trademark of Velcro BVBA. Used with permission.

ADVANTAGES OF THE LEVITON WIRELESS STRUCTURED MEDIA™ CENTER (SMC)

1 Multi-Bay Attachment Tube — The tube creates a multi-bay system between two fully independent SMCs, isolating enclosures for better security and heat containment.


2 Door Versatility — Universal left or right side door orientation. The door opens 180° for better access, and is engineered so it won't shut on its own.

3 Tri-Plane Heat Dissipation — The Vented Door promotes better intake of cool air and outward flow of warm air, maximizing performance and extending the life of active equipment.

4 Ratcheting Hinge & Latch System — The system creates fast, tool-free door installations, and the ratcheting feature accommodates for wall imperfections and varying thickness of drywall.

Industry Leading Capacity — Enclosures have more cubic inches than other options on the market when used with the Vented Door.

Retrofit Capability — Plastic doors work with metal Leviton SMCs, improving their wireless signals and allowing for Tri-Plane Heat Dissipation.



14" WIRELESS ENCLOSURES, COVERS & DOORS

The 14" enclosure creates a single distribution point for all low voltage cables in an apartment, condo, or small home, accommodating basic residential networking systems and accessories.

28" WIRELESS ENCLOSURES, COVERS & DOORS

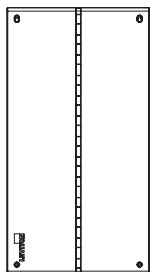
The 28" enclosure serves as command central for virtually all technology including home networking, Internet, satellite video, camera, VoIP, telephone, intercom, and audio. It is ideal for homes with more advanced multimedia needs and provides for future growth.

42" WIRELESS ENCLOSURES & DOORS

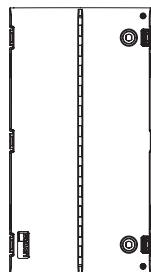
The 42" enclosure is extra long to accommodate extensive voice, data, audio, and video equipment in larger homes or small businesses, and to provide maximum room for expansion. It accommodates a wide variety of modules for home networking, DSL, internet, satellite video, camera, VoIP, multi-line telephones, intercom, audio distribution, and volume controls.

SPOTLIGHT

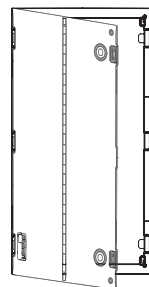
Choosing Your Wireless Structured Media Enclosure Cover or Door



Vented Cover (14", 28")
Economical design, screws directly to enclosure frame.



Vented Hinged Door (14", 28", 42")
Vented design creates tri-plane heat dissipation, mounts using Ratcheting Hinge & Latch System, adds capacity.



Vented Hinged Door with Trim Ring (14", 28", 42")
Includes benefits of Vented Hinged Door, creates optimal capacity, can be retrofitted on metal Structured Media Center enclosures.



14" PLASTIC SERIES WIRELESS STRUCTURED MEDIA CENTER (14" X 14.26" X 3.42")

DESCRIPTION	PART NO.
14" Enclosure with Vented Cover	49605-140
14" Enclosure with Vented Hinged Door	49605-14P
[A] 14" Enclosure Only	49605-14E
[B] 14" Vented Hinged Door	49605-14S
14" Enclosure, bulk pack of 12	49605-14G
14" Vented Hinged Door, bulk pack of 12	49605-14B
[C] 14" Vented Cover, bulk pack of 12	49605-14F
14" Trim Ring Accessory	49605-14T
[D] Structured Media Center Lock and Key for SMC doors	5L000-LOK

28" PLASTIC SERIES WIRELESS STRUCTURED MEDIA CENTER (28" X 14.26" X 3.42")

28" Enclosure with Vented Cover	49605-28W
[E] 28" Enclosure with Vented Hinged Door	49605-28P
[F] 28" Enclosure Only	49605-28E
28" Vented Hinged Door	49605-28S
28" Enclosure, bulk pack of 6	49605-28G
28" Vented Hinged Door, bulk pack of 6	49605-28B
28" Vented Cover, bulk pack of 6	49605-28F
[G] 28" Trim Ring Accessory	49605-28T
Structured Media™ Center Lock and Key for SMC doors	5L000-LOK

42" PLASTIC SERIES WIRELESS STRUCTURED MEDIA CENTER (42" X 14.26" X 3.42")

42" Enclosure with Vented Hinged Door	49605-42P
[H] 42" Enclosure Only	49605-42E
42" Vented Hinged Door	49605-42S
42" Enclosure, bulk pack of 6	49605-42G
42" Vented Hinged Door, bulk pack of 6	49605-42B
42" Trim Ring Accessory	49605-42T
Structured Media™ Center Lock and Key for SMC doors	5L000-LOK



Leviton Structured Media Centers provide a convenient termination location for wiring home runs from wall outlets, creating a distribution point for voice, data, audio, and video applications. Available in compact, 14-, 21-, 28-, and 42-inch sizes to address a broad range of capacities for single-family homes, MDUs, and light commercial applications, Leviton Structured Media Centers support new and retrofit installations.

METAL STRUCTURED MEDIA CENTERS, COVERS & DOORS (A-F)

- Enclosures are constructed of white, powder-coated 20-gauge steel
- Covers and doors are constructed of white, powder-coated 18-gauge steel, and feature 3/4-inch overlap to hide irregular drywall cuts
- Modules mount vertically or horizontally
- Multiple knock-outs on top and bottom facilitate cable entry and routing
- Knockout in base of enclosure accommodates single- and double-gang J-boxes and power modules
- Six 3-inch self-healing foam grommets included to accommodate and protect cable bundles
- Can be surface mounted or recessed
- Mounting tabs on housing sidewalls prevent enclosure from falling through the studs during installation
- Combine two or more enclosures for larger installations or future expansion
- Optional lock and key set available for additional security
- Standards compliance: ACA and cULus Listed:
 - ANSI/UL 1863 — Communication Circuit Accessories
 - ANSI/UL 985 — Household Fire-Warning System Units
 - ANSI/UL 1023 — Household Burglar-Alarm System Units

14" & 21" METAL ENCLOSURES, COVERS & DOORS

- Entry-level home network enclosures create a central distribution point for low-voltage cabling
- Ideal for apartments, condos, and smaller homes
- 14" enclosure accommodates basic residential networking systems and accessories
- 21" enclosure provides additional room for larger modules and equipment

COMPACT STRUCTURED MEDIA MDU ENCLOSURES (G-I)

- Economical solution for MDU connectivity
- Flexibility to accommodate a variety of telephone/video distribution configurations
- Snap-on cover requires no tools or fasteners
- Molded-in brackets provide quick snap-in convenience for expansion boards
- Angled video-splitter shelf for easy installation
- Hosts three expansion boards and one TV splitter
- Constructed of sturdy white ABS molded plastic

14" METAL STRUCTURED MEDIA CENTER (14" X 14.38" X 3.63")

DESCRIPTION	PART NO.
14" Enclosure and Flush-Mount Cover	47605-140
[A] 14" Enclosure	47605-14E
[B] 14" Flush-Mount Cover	47605-14C
[C] 14" Economy Hinged Door	47605-14D
14" Premium Vented Hinged Door	47605-14S
14" Enclosure, job packed, 6 per pack	47605-14G
14" Flush-Mount Cover, job packed, 6 per pack	47605-14B
14" Ceiling-Mount Kit	47612-CMK
Structured Media Enclosure Lock and Key for SMC doors	5L000-L0K

21" METAL STRUCTURED MEDIA CENTER (21" X 14.38" X 3.63")


[D] 21" Enclosure	47605-21E
[E] 21" Flush-Mount Cover	47605-21C
[F] 21" Premium Vented Hinged Door	47605-21S
Structured Media Enclosure Lock and Key for SMC doors	5L000-L0K

COMPACT STRUCTURED MEDIA MDU ENCLOSURES (8.02" X 14.38" X 3.71")

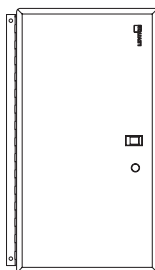
[G] Compact Structured Media Enclosure and Cover, empty	47605-MDU
Compact Structured Media Enclosure Cover Only	47605-MDC
[H] MDU Kit (compact Structured Media Enclosure and Cover plus 1x6 Telephone Expansion Board)	47604-0F6
[I] MDU Kit (compact Structured Media Enclosure and Cover plus 1x6 Telephone Expansion Board and 6-Way 2 GHz Splitter)	47604-F6S

SPOTLIGHT

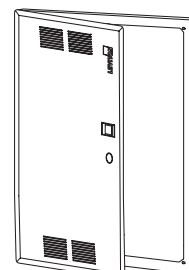
Choosing Your Metal Structured Media Enclosure Cover or Door




Flush-Mount Cover
Screws directly to enclosure frame.



Economy Hinged Door
Hinged flange attaches to left or right side of enclosure.



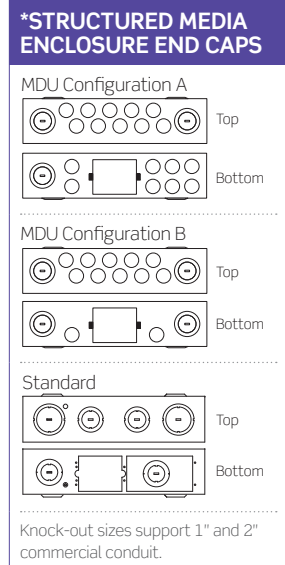
Premium Vented Hinged Door
Full-frame design. Ventilated door hinges from left or right.




28" & 42" METAL ENCLOSURES, COVERS & DOORS

- Command central for virtually all technology, including networking, DSL, cable Internet modem, satellite video, security, VoIP, fax, telephone, intercom, and audio
- Available in MDU and mixed-use configurations
- 28" enclosure accommodates up to 8 distribution modules
- 42" enclosure accommodates up to 12 distribution modules

28" METAL STRUCTURED MEDIA CENTER (28" X 14.38" X 3.63")	
DESCRIPTION	PART NO.
28" Enclosure and Flush-Mount Cover	47605-28W
[A] 28" Enclosure	47605-28N
28" Flush-Mount Cover	47605-F28
28" Economy Hinged Door	47605-28D
[B] 28" Premium Vented Hinged Door	47605-28S
28" Enclosure, job packed, 3 per pack	47605-28G
28" Flush-Mount Cover only, job packed, 3 per pack	47605-28B
Structured Media Center Lock and Key for SMC doors	5L000-L0K
42" METAL STRUCTURED MEDIA CENTER (42.16" X 14.38" X 3.63")	
42" Enclosure and Flush-Mount Cover	47605-42W
[C] 42" Enclosure	47605-42N
[D] 42" Flush-Mount Cover	47605-F42
42" Economy Hinged Door	47605-42D
[E] 42" Premium Vented Hinged Door	47605-42S
Structured Media Center Lock and Key for SMC doors	5L000-L0K





FTTH POINT-OF-ENTRY BOX

- Provides convenient staging for terminating incoming fiber from service provider
- Can mount inside the Structured Media™ Center or as a stand-alone unit on a wall
- Includes magnet for easy installation and place adjustments
- Includes an SC/APC adapter with two dust caps and two splice sleeves
- Made of ABS plastic



MULTI-BAY FTTH ENCLOSURES

Multi-Bay Enclosures provide excellent termination and mounting locations for both in-home structured wiring and fiber-to-the-home (FTTH) components. Structured wiring components typically mount in the upper section of the dual enclosure and optical network termination (ONT) mounts in the lower section. The dual enclosure can be surface mounted, or mounted between metal or wood wall studs using provided screws.

- Allow separate lockable sections for FTTH integration
- In a separate bay, a full Leviton structured wiring system can be easily connected and optimized up to gigabit speeds to maximize incoming fiber optic connection
- Ideal for new installations or retrofits
- Use multiple covers or doors to provide access and security
- Flush-mount cover, economy- and premium-vented doors available

FIBER-TO-THE-HOME POINT-OF-ENTRY BOX (3.94" X 3.15" X 0.84")

DESCRIPTION	PART NO.
[A] FTTH Point of Entry Box ^Δ	FTH00-00W

MULTI-BAY ENCLOSURES

14" + 14" Dual Multi-Bay Enclosure, 29.64" (752.8 mm) H x 14.30" (363.2 mm) W x 3.63" (92.2 mm) D ^Δ	47FTH-440
[B] 28" + 14" Dual Multi-Bay Enclosure, 46.64" (1,184.6 mm) H x 14.30" (363.2 mm) W x 3.63" (92.2 mm) D ^Δ	47FTH-840
28" + 14" + 14" Triple Multi-Bay Enclosure, 59.22" (1,504.1 mm) H x 14.30" (363.2 mm) W x 3.63" (92.2 mm) D ^Δ	47FTH-844
42" + 14" Dual Multi-Bay Enclosure, 57.64" (1,464.1 mm) H x 14.30" (363.2 mm) W x 3.63" (92.2 mm) D ^Δ	47FTH-420
14" + 14" + 14" Triple Multi-Bay Enclosure, 45.22" (1,148 mm) H x 14.30" (363.2 mm) W x 3.63" (92.2 mm) D ^Δ	47FTH-240
28" + 28" Dual Multi-Bay Enclosure, 57.64" (1,464.1 mm) H x 14.30" (363.2 mm) W x 3.63" (92.2 mm) D ^Δ	47FTH-880

Note: See pages I5-I6 for covers and doors.

Δ = Minimum order quantity and lead times may apply.

SPOTLIGHT

Creating Consolidation Points for Offices and Schools



Leviton Structured Media Centers — a popular solution for wiring in residential buildings — can also be used as a simple, low-cost consolidation point installed in surface mount, in-wall, or in non-plenum ceiling applications.

The adjacent photo shows an IT/AV installation using a Ceiling Mount Kit (47612-CMK) and a 14" Structured Media Center. The kit is compatible with plastic Wireless Structured Media Centers to create a Wi-Fi® transparent ceiling access point.

MDU & HOSPITALITY | Multi-Bay Connector Tube

MULTI-BAY CONNECTOR TUBE

Use the easy-to-install Multi-Bay Attachment Tube between two or more Wireless Structured Media Center Enclosures of any size to create a secure, fully isolated location for service provider equipment.

- Isolates service provider equipment from end-user connectivity and controls for better security
- Heat separation and containment keeps equipment in both enclosures cooler and more efficient
- Include Lock and Key for added security on one or more of the connected enclosures
- Allows for two Structured Media Centers to be stacked

MULTI-BAY CONNECTOR TUBE	
DESCRIPTION	PART NO.
[A] Multi-Bay Connector Tube	49605-TUB



SPOTLIGHT

Retrofit Your Metal Enclosure



Improve Wi-Fi® signal transparency by adding a plastic Vented Cover or plastic Vented Hinged Door and Trim Ring to support stronger wireless signals.

- Adding a Vented Hinged Door creates Tri-Plane Heat Dissipation, which improves airflow and cooling for active equipment by as much as 40% over a vented metal door
- The Vented Hinged Door and Trim Ring add depth, increasing capacity inside the enclosure
- Plastic Vented Doors are compatible with 14", 28", and 42" metal enclosures



SURGE-PROTECTION, STANDARD AC POWER MODULES & J-BOX KITS

- Fit in standard 14"-, 21"-, 28"-, 30"- and 42"- Structured Media™ Centers
- Surge-protected versions provide enhanced protection and EMI/RFI filtering per UL 1449 standard

DC BUS MODULE

- Eliminates need for more than two bulky AC/DC power adapters
- Contains six 12 VDC power outputs at up to 1500 mA total
- Contains three 24 VDC power outputs at up to 1000 mA total, including one F-connector coupler
- Output power cables included for all except 24 VDC F-connector coupler connection

VERSATILE DC POWER SUPPLIES

- 120 VAC, 60 Hz input
- Includes NEMA 5-15 AC receptacles at 15A total
- Eliminates the need for multiple bulky AC/DC power adapters

AC SURGE MODULES

- Includes six surge-protected NEMA 5-15P receptacles
- Allows six AC/DC power adapters to fit easily into Structured Media™ Centers
- Powers routers, switches, modems, volume controls, camera hubs, and other Structured Media mounted devices

UNIVERSAL DC POWER SUPPLIES

- 100 - 240 VAC, 50/60 Hz input
- Provides nine 12 VDC outputs with surge protection at 3.34A total
- Includes one IEC AC power receptacle
- Eliminates the need for multiple bulky AC/DC power adapters


3-OUTLET POWER STRIP

- Includes three NEMA 5-15R receptacles and 1.5-foot cord attached

POWER SUPPLIES

DESCRIPTION	PART NO.
[A] Surge J-Box Kit, one duplex receptacle, wallplate	47605-ACS
Non-Surge J-Box Kit, one duplex receptacle, wallplate	47605-ACN
[B] Surge AC Power Module, two duplex receptacles*	47605-ODP
Non-Surge AC Power Module, two duplex receptacles	47605-NDP
[C] DC Bus Module, 12 VDC and 24 VDC	48212-124
[D] Versatile Power Supply, six 12 VDC connectors and two NEMA 15A receptacles*	47605-PSC
[E] AC Surge Module, six receptacles*	48212-06S
[F] 3-Outlet AC Power Strip for Structured Media Centers	49605-APS
IEC TO NEMA 15A Adapter Power Cord, 12" (accessory for 47605-PSA)	48212-IEC

* = Not compatible with 30" Structured Media wireless enclosure



MOUNTING BRACKETS	
DESCRIPTION	PART NO.
[A] Single Plastic Bracket, for single expansion board, white	47612-SBK
[B] Standard (12" width) Expansion Plastic Bracket, for up to five expansion boards, white	47612-EBK
Shelf Plastic Bracket, for up to three expansion boards and CATV splitter, white	47612-VSB
[C] Compact (6" width) Expansion Plastic Bracket, for up to three expansion boards, white	47612-HBK
[D] Data Plastic Bracket, for mounting routers and switches	47612-DBK
[E] 12-Port QuickPort™ Mounting Bracket	47600-QPB

MOUNTING BRACKETS

- Made of sturdy white ABS plastic
- Include push-lock pins
- Snap-in installation in any Leviton 14"-, 21"-, 28"-, or 42"-Structured Media™ Center
- Allow for cable management via routing under bracket
- Twelve-port bracket made of black polycarbonate
- Twelve-port bracket accepts all QuickPort™ Jacks

CAT 6 HIGH-FLEX PATCH CORD	
DESCRIPTION	PART NO.
[F] Cat 6 High-Flex Patch Cord	6H460-xx*

xx = Length: 6" (6I), 1'-20' (01-20).
See copper patch cords page A26 for a complete part number chart.
* = Colors: Choose from either of the colors below.




CAT 6 HIGH-FLEX PATCH CORDS

- Power over Ethernet (PoE and PoE+) compatible
- Bend radius is a narrow 0.60 inches, versus 1.0 inch for typical Cat 6 patch cords
- Snagless plug design with integrated strain-relief boot
- Dual-rated cable jacket (CM/LSZH)

MULTIMEDIA ADAPTER BRACKET & MOUNTING PLATES	
DESCRIPTION	PART NO.
[G] Multimedia Adapter Bracket	47612-MMA
[H] F-Connector Mounting Plate, 6-pack, loaded	5F100-6VF
[I] QuickPort Mounting Plate, 6-pack, unloaded	5F100-6QP

MULTIMEDIA ADAPTER BRACKET & MOUNTING PLATES

- Bracket is constructed of white powder-coated steel
- Plates are constructed of black powder-coated steel
- Bracket includes push-lock pins for mounting in Structured Media Center



UNIVERSAL SECURITY & SHELF BRACKETS

- **Universal Shelf Bracket** includes a 30-inch roll of VELCRO® Brand hook and loop with two saddle ties, providing flexible options to secure active gear
- **Universal Security Board Mounting Plate** includes four adhesive clips for mounting within any Leviton Structured Media Center
- **Universal Mounting Brackets** allow an unlimited number of upgrades (restricted only by enclosure size) to be added to an existing security system terminated within any Leviton Structured Media Center

CABLE MANAGEMENT

- **Snap-in Saddle Ties with VELCRO®** provides vertical and horizontal cable management anywhere in the enclosure
- **Cable Routing Ring** routes and stores cable slack
- **Grommet Accessory Pack** protects incoming/outgoing cables through knockouts

UNIVERSAL SECURITY & SHELF BRACKETS

DESCRIPTION	PART NO.
[A] Universal Shelf Bracket	49605-AUB
[B] Standard (12" width) Universal Security Board Mounting Plate	47612-FSB
[C] Compact (6" width) Universal Mounting Bracket	47612-6SB

CABLE MANAGEMENT

[D] Snap-in Saddle Tie Kit with VELCRO® (includes (5) saddle ties, 5' of VELCRO® Brand Softcinch, black)	49605-AST
[E] Cable Routing Ring	49605-AFR
[F] Grommet Accessory Pack	49605-GRM

VELCRO® is a registered Trademark of Velcro BVBA. Used with permission.

SPOTLIGHT | Mounting Bracket



The **12-Port QuickPort™ Mounting Bracket** offers an economical custom network distribution board to support their exact system requirements. By selecting from Leviton's diverse line of QuickPort connectivity, users are able to mix and match media distribution for up to 12-Ports with any combination of data, video, audio or voice lines, including CAT 6, CAT 5e, HDMI, Coax F-Connector, S-Video, RCA, and traditional telephone connectors. The bracket can be positioned horizontally or vertically to accommodate for cable routing.

See previous page.

MDU & HOSPITALITY | Twist & Mount, TIDP & Compact Structured Media™ Panels



TWIST & MOUNT PATCH PANELS

- Low-profile, high-density, component-rated patching for voice and gigabit ethernet connections
- Feature simple twist and mount installation
- Universal T568A and T568B wiring labels ensure compatibility in residential and commercial installations
- Available in 12- and 24-port versions

TELEPHONE INPUT DISTRIBUTION PANELS (TIDP)

- Support four-line telephone distribution
- Offer choice of inputs and outputs: one 4-pair 110-style IDC input, four industry-standard RJ-11 jack inputs, or 12 modular industry-standard RJ-45 jack outputs
- Security jack for interface with security systems
- Test and auxiliary disconnect outlet (ADO) ports for isolation and testing of telephone line connections

TWIST & MOUNT PANELS & TELEPHONE DISTRIBUTION PANELS	
DESCRIPTION	PART NO.
Twist & Mount Patch Panel, 12 ports each of Cat 6 and Cat 5e (24 ports total)	476TM-654
[A] Twist & Mount Patch Panel, 24 ports of Cat 6	476TM-624
Twist & Mount Patch Panel, 24 ports of Cat 5e	476TM-524
Twist & Mount Patch Panel, 6 ports each of Cat 6 and Cat 5e (12 ports total)	476TM-652
Twist & Mount Patch Panel, 12 ports of Cat 6	476TM-612
[B] Twist & Mount Patch Panel, 12 ports of Cat 5e	476TM-512
[C] Telephone Input Distribution Panel (TIDP)	476TL-T12
Twist & Mount Expansion Board, 6 ports of Cat 6	476TM-EX6
Twist & Mount Expansion Board, 6 ports of Cat 5e	476TM-EX5

PRE-CONFIGURED COMPACT STRUCTURED MEDIA PANELS


- Compact series (six-inch width) pre-configured panels are an ideal solution for basic telephone, data, security interface, and TV distribution in MDUs where space and budget are of primary concern
- Connections: four to nine bridged telephone, up to four Cat 5e data, and up to eight video


PRE-CONFIGURED COMPACT STRUCTURED MEDIA PANELS — COMPACT WIDTH (6")	
DESCRIPTION	PART NO.
[D] 1x9 Bridged Telephone and 6-Way 2 GHz TV splitter	47603-2G6
1x9 Bridged Telephone and 8-Way 2 GHz TV splitter	47603-2G8
[E] 1x4 Bridged Telephone, 4 Data, and 6-way 2 GHz TV splitter	47603-DP6
1x7 Bridged Telephone, security interface, and 6-way 2 GHz TV Splitter	47603-TSV

SPOTLIGHT Compact vs. Standard Structured Media Panels

Compact Structured Media Panels offer a space-saving profile that is half the size of standard panels, and is ideal when space and budget are a primary concern.

Standard Structured Media Panels combine multiple modules into a simple distribution point, and provide greater versatility when it comes time for customization or expanding.






PRE-CONFIGURED STANDARD STRUCTURED MEDIA PANELS

- Standard series (twelve-inch width) pre-configured panels combine voice, data, and TV modules into a single, simple distribution point
- Several pre-configured options are available with room for customization with additional expansion boards

PRE-CONFIGURED STANDARD STRUCTURED MEDIA PANELS		
DESCRIPTION	FEATURES	PART NO.
[A] Basic Telephone & Video Panel	- One 1x9 Bridged Telephone Board - One 6-way 2 GHz TV Splitter	47606-BTV
[B] Basic Home Networking Plus Panel	- One Telephone Patching Board - One Cat 5e Voice & Data Board - Six 4-line telephone connections - One 6-way 2 GHz TV Splitter	47606-BNP
Advanced Home Telephone & Video Panel	- One Telephone Line Distribution Board - 19 multi-line telephone connections (in various combinations of two or four lines) - One Cat 5e Voice & Data Board - One 6-way 2 GHz TV Splitter	47606-AHT
[C] Advanced Home Office Panel	- One Telephone Line Distribution Board - 19 multi-line telephone connections (in various combinations of two or four lines) - Two Cat 5e Voice & Data Boards - One 6-way 2 GHz TV Splitter	47606-ASO
12-Port Structured Media Panel	- One Telephone Line Distribution Board - 19 multi-line telephone connections (in various combinations of two or four lines) - Two Cat 5e Voice & Data Boards	47603-12P
4x12 Telephone Distribution Panel	- One 4x12 Telephone Distribution Board	47603-12M
[D] 4x12 Telephone Distribution Panel with Splitter	- One 4x12 Telephone Distribution Board - One 8-way 2 GHz TV Splitter	47603-412
[E] 4x18 Telephone Distribution Panel with Cat 5e Board	- One 4x18 Telephone Distribution Board - One Cat 5e Voice & Data Board	47603-8C1



MODULES				
DESCRIPTION			PART NO.	
[A]	1x9 Bridged Telephone Module		47689-00B	
[B]	Cat 5e Voice and Data Module		47605-C5B	
[C]	Cat 6 Voice and Data Module		47611-C6B	
	Telephone Security Module		47609-TSV	
EXPANSION BOARDS				
DESCRIPTION	APPLICATION	FEATURES	PART NO.	
[D]	Cat 5e Voice and Data Board	Data, Telephone, Fax, Modem	<ul style="list-style-type: none"> - Patch phone or data connections to six locations - Combine with a TLDM, key system, or network switches - 4-pair 110-type IDC punchdowns - Six Cat 5e RJ-45 ports - Printed circuit board 	47603-0C5
[E]	Cat 6 Voice and Data Board	Data, Telephone, Fax, Modem	<ul style="list-style-type: none"> - ANSI/TIA-568-C channel-rated for gigabit Ethernet - Combine with gigabit Internet router or Ethernet switch - 4-pair 110-type IDC punchdowns and six Cat 6 jacks 	47611-0C6
[F]	Combo Phone & Data Board with 1x4 Bridged Phone and 4-Port Cat 5e	Data, Telephone	<ul style="list-style-type: none"> - Provides data and phone connections on a single board - 1x4 phone portion provides four telephone lines to up to four locations via IDC punchdowns - Four ports of Cat 5e 150 MHz data connections via modular RJ-45 jacks and 4-pair 110-type IDC punchdowns 	47609-4DP

Modules & Expansion Boards

MDU & HOSPITALITY

SPOTLIGHT Panels, Modules, Boards: What's the difference?

Pre-configured Structured Media™ Panels include multiple expansion boards combining voice, data, and TV boards into a single distribution point.

Modules include an expansion board on a single ABS mounting bracket.

Expansion Boards mount in Structured Media Panels or Mounting Brackets. **See page 113.**



Pre-configured Structured Media Panels

Module

Expansion Board



A



B



C



D



E

EXPANSION BOARDS (CONTINUED)

DESCRIPTION	APPLICATION	FEATURES	PART NO.
[A] 1x9 Bridged Telephone Board	Telephone, Fax, Modem	<ul style="list-style-type: none"> - Bridge up to four telephone lines to nine locations - Connect up to nine separate telephones per line - Printed circuit board - 4-pair 110-type IDC punchdowns 	47603-110
[B] 1x6 Bridged Telephone Board	Telephone, Fax, Modem	<ul style="list-style-type: none"> - Bridge up to four telephone lines to six locations - Connect up to six separate telephones per line - Printed circuit board - IDC connectors for Cat 5, 5e, or 6 wire - RJ-45 expansion port 	47609-0F6
[C] 1x10 Bridged Telephone Board	Telephone, Fax, Modem	<ul style="list-style-type: none"> - Bridge up to six telephone lines to 10 locations - Connect up to 10 separate telephones per line - Printed circuit board - IDC connectors for Cat 5, 5e, or 6 wire - Security port - Punchdown security interface to accommodate alarm systems 	47609-S10
[D] 1x4 Bridged Telephone Board	Telephone, Fax, Modem	<ul style="list-style-type: none"> - Bridge up to four lines to four locations via IDC punchdowns 	47609-004
[E] Telephone Patching Board/ Expanded 4-line Telephone Distribution	Telephone, Fax, Modem	<ul style="list-style-type: none"> - Bridge up to four telephone lines to seven locations - Printed circuit board module - One incoming 4-pair 110-type IDC punchdown - Seven outgoing RJ-45 jack connections - Combine with a Cat 5e or 6 board to route telephone to remote locations 	47609-EMP
Telephone Line Distribution Board	Telephone, Fax, Modem	<ul style="list-style-type: none"> - 19 multi-line telephone connections in combinations of two or four lines - Bridge "line 1" service to 12 locations and four-line service to eight locations - Connect to Cat 5e voice & data board(s) or additional panels for more connections and easier moves/adds/changes - Independent RJ-45 jack and punchdown security interface to accommodate alarm systems 	47603-TDM



PREMIUM AMPLIFIED CATV/HDTV MODULE

- Splits and/or amplifies signal to one, eight, or sixteen TVs throughout the home
- Bi-directional circuitry supports advanced interactive applications, as well as standard TV and video inputs
- Forward path internal amplifier provides equal input and output level on all ports; reverse path is not affected
- Unity gain eliminates the need to manually adjust attenuation
- HDTV and digital cable-ready SCTE- and DOCSIS-compliant

PASSIVE CATV/HDTV SPLITTERS

- Split signal to six or eight TVs throughout the home
- Provide digital cable, cable TV, and other TV services via coaxial cable
- Lightweight, strong die-cast housing
- HDTV and digital cable-ready; SCTE-compliant
- Available with and without Structured Media™ Center mounting bracket

Additional video and home theater solutions located in Section G.

PREMIUM MODULES			
DESCRIPTION			PART NO.
[A]	1x8 Premium Video Module, 1 GHz		47693-08P
[B]	1x16 Premium Video Module, 1 GHz		47693-16P
PASSIVE SPLITTERS			
DESCRIPTION		WITH BRACKET	WITHOUT BRACKET
1x6 Passive Video Splitter, 2 GHz		[C] 47690-6C2	[E] 47690-0G6
1x8 Passive Video Splitter, 2 GHz		[D] 47690-8C2	[F] 47690-0G8


SPOTLIGHT Popular Configurations

Whether your next project is a multiple dwelling unit (MDU), apartment, or student housing installation, Leviton can help you design the optimal network infrastructure to meet your unique requirements. Our Connected Home configurations will help you select the right components to deliver high-performance residential connectivity, including:

- Reliable, high-speed internet access
- Multi-location phone, data, and television lines
- High-bandwidth HDTV, telephone, and data distribution

You can explore Leviton Connected Home configurations, and products to support the applications and network performance you need, at Leviton.com/connectedhome.





RESIDENTIAL TOOLS	
DESCRIPTION	PART NO.
[A] Wire Punchdown / Termination Tool, (blades sold separately)	49553-814
[B] 110 IDC Blade	49553-110
66-Clip Blade	49553-066
UTP Stripping Tool	49660-00P
[C] EZ-RJ45 Crimp Tool	40989-ACT

RESIDENTIAL ACCESSORIES	
DESCRIPTION	PART NO.
[D] EZ-RJ45 Cat 5e Plug, 50/pack	47613-EZC
EZ-RJ45 Cat 5e Plug Display Pack, 10/pack	47613-EZR
[E] EZ-RJ45 Cat 6 Plug	47613-EZ6
Push-Lock Pins for Structured Media Enclosures, 20/pack	47615-NYL
Reclosable Tie-Wrap, 5" Length, 25/pack	43105-005

SPOTLIGHT


Online Resources



▶ **Watch our helpful step-by-step videos** for installing Structured Media™ Center enclosures, doors, and covers. You can also find video installation help for mounting Leviton Connected Home equipment, including power boxes, panels, splitters, and more. Learn more at Leviton.com/ns/videos.

▶ **Get help creating your fully connected home with our online configurator.** Answer some short questions, and then receive a Bill of Materials from one of our technical experts within one business day, free of charge. Go to Leviton.com/homeconfig.





LEVITON

LEVITON

LEVITON

LEVITON

LEVITON

LEVITON

LEVITON

INDEX

SECTION A CONTENTS

X3 Berk-Tek™ Copper Cable
Reference Guide

X7 Part Number Index

PLENUM		Min 5e	Min 6	Enhanced 6	Premium 6	Augmented 6	Enhanced Augmented 6	Enhanced Augmented 6 Small OD	PoE Power
Generic Part Number:		60000026	60004292	60000032	60000050	60004740	61000112	61000201	61000169
Color	Packaging	Hyper+ 5e	LM-6	LM-1000	LM-2000	LM-10G2	LM-XTP	LM-SST	LM-IP 5e
WHITE	Reels	10032222	10136265	10032091	10167311	10137384	11082058	11140401	A
	Pull Box	10032223	10136230	10032092	—	—	—	—	—
	Reel In a Box	10032221	—	10065424	10167312	11089901	11101255	11140628	11098079
	SmartPAK™ 1500	—	11074742	11074738	—	—	—	—	—
BLUE	Reels	10032226	10136233	10032093	10163222	10130484	11082057	11101842	11097751
	Pull Box	10032227	10136226	10032094	—	—	—	—	—
	Reel In a Box	10032225	—	10065423	10163780	11085339	11101254	11140627	11098078
	SmartPak 1500	—	11074702	11074694	—	—	—	—	—
DARK GRAY	Reels	10032206	11091284	11098533	11094750	11096831	11094954	11140402	A
	Pull Box	10032207	11091258	11091087	—	—	—	—	—
	Reel In a Box	10032205	—	11098532	11098632	11098634	A	11140629	11098080
	SmartPak 1500	—	11094952	11097255	—	—	—	—	—
YELLOW	Reels	10032234	10136751	10032089	10167308	10137385	11090591	11140403	A
	Pull Box	10032235	10136749	10032090	—	—	—	—	—
	Reel In a Box	10032233	—	10065427	10167309	11091217	11101264	11140630	A
	SmartPak 1500	—	11074893	11074894	—	—	—	—	—
GREEN	Reels	10032231	10136750	10032096	10170668	10137694	11083158	11140404	A
	Pull Box	10032232	10136748	10032097	—	—	—	—	—
	Reel In a Box	10032230	—	10065428	10170669	11085826	11101591	11140631	A
	SmartPak 1500	—	11074897	11074895	—	—	—	—	—

THE FOLLOWING PRODUCTS ARE NON-STOCK, MTO, NON-RETURNABLE, AND 10K' MIN.

PINK	Reels	—	—	—	A	10140144	11094339	A	A
	Pull Box	10033814	11049196	10033811	—	—	—	—	—
	Reel In a Box	—	—	—	10178756	A	A	A	A
RED	Reels	—	—	—	10170684	10138765	11090643	11140405	A
	Pull Box	10032229	10137365	10033996	—	—	—	—	—
	Reel In a Box	—	—	—	10170685	11094708	A	11140632	A
BLACK	Reels	—	—	—	10182494	10137695	11090168	11140406	A
	Pull Box	10033521	10188830	10035304	—	—	—	—	—
	Reel In a Box	—	—	—	11051916	A	11101263	11140633	A
VIOLET	Reels	—	—	—	10170672	10140145	11085661	11140407	A
	Pull Box	10034885	10137364	10033809	—	—	—	—	—
	Reel In a Box	—	—	—	10170673	11094707	A	11140634	A
ORANGE	Reels	—	—	—	10170670	10138767	11084255	11140408	A
	Pull Box	10032236	10141073	10033997	—	—	—	—	—
	Reel In a Box	—	—	—	10170671	11094420	A	11140635	A
BROWN	Reels	—	—	—	A	11074350	A	A	A
	Pull Box	10063926	11060822	10043530	—	—	—	—	—
	Reel In a Box	—	—	—	11078228	A	A	A	A
LIGHT GRAY	Reels	—	—	—	10167464	10137183	11082059	A	A
	Pull Box	A	10132983	10032026	—	—	—	—	—
	Reel In a Box	—	—	—	10167307	A	A	A	A

A = Available to purchase (no part number created for this referenced color and/or package)
Please call for MOQ on special legend and color match opportunities.

RISER		Min 5e	Min 6	Enhanced 6	Premium 6	Augmented 6	Enhanced Augmented 6	Enhanced Augmented 6 Small OD
Generic Part Number:		60000026	60004292	60000032	60000050	60004740	61000112	61000201
Color	Packaging	Hyper+ 5e	LM-6	LM-1000	LM-2000	LM-10G2	LM-XTP	LM-SST
WHITE	Reels	10032534	10136343	10032458	10167480	10137703	11082063	11140409
	Pull Box	10032535	10136340	10032459	—	—	—	—
	Reel In a Box	10032533	—	10065430	10167481	11089906	11101258	11140640
	SmartPAK™ 1500	—	11074744	11074740	—	—	—	—
BLUE	Reels	10032527	10136342	10032454	10167476	10137700	11082062	11104157
	Pull Box	10032528	10136339	10032455	—	—	—	—
	Reel In a Box	10032526	—	10065429	10167477	11084689	11101257	11140639
	SmartPak 1500	—	11074703	11074701	—	—	—	—
DARK GRAY	Reels	10032509	11091285	11098537	11098648	11098650	11095916	11140410
	Pull Box	10032510	11091257	11096490	—	—	—	—
	Reel In a Box	10032508	—	11098535	11098633	11098635	11101259	11140641
	SmartPak 1500	—	11094953	11097256	—	—	—	—
YELLOW	Reels	10032530	10136775	10032460	10167482	10137706	11090594	11140411
	Pull Box	10032531	10136753	10032461	—	—	—	—
	Reel In a Box	10032529	—	10065432	10167483	11091216	11101266	11140642
	SmartPak 1500	—	11074906	11075010	—	—	—	—
GREEN	Reels	10032538	10136774	10032478	10170687	10138770	11085549	11140412
	Pull Box	10032539	10136752	10032479	—	—	—	—
	Reel In a Box	10032537	—	10065433	10170688	11085827	A	11140643
	SmartPak 1500	—	11074907	11075011	—	—	—	—

THE FOLLOWING PRODUCTS ARE NON-STOCK, MTO, NON-RETURNABLE, AND 10K' MIN.

PINK	Reels	—	—	—	A	10138769	A	A
	Pull Box	10032532	11058425	10042063	—	—	—	—
	Reel In a Box	—	—	—	11000003	A	A	A
RED	Reels	—	—	—	10170693	10138768	11091203	11140413
	Pull Box	10033584	10170931	10032477	—	—	—	—
	Reel In a Box	—	—	—	10170694	A	A	11140644
BLACK	Reels	—	—	—	10189739	10137704	11090564	11140414
	Pull Box	10032536	10170932	10033815	—	—	—	—
	Reel In a Box	—	—	—	11078803	A	11101265	11140645
VIOLET	Reels	—	—	—	10170691	10137702	11085668	11140415
	Pull Box	10044832	11072302	10032501	—	—	—	—
	Reel In a Box	—	—	—	10170692	A	A	11140646
ORANGE	Reels	—	—	—	10170689	10138772	11085546	11140416
	Pull Box	10033808	10189773	10042077	—	—	—	—
	Reel In a Box	—	—	—	10170690	A	A	11140647
BROWN	Reels	—	—	—	A	A	A	A
	Pull Box	10104234	11091120	11061484	—	—	—	—
	Reel In a Box	—	—	—	A	A	A	A
LIGHT GRAY	Reels	—	—	—	10167478	10137701	11082064	A
	Pull Box	10131935	10136338	10032452	—	—	—	—
	Reel In a Box	—	—	—	10167479	A	A	A

A = Available to purchase (no part number created for this referenced color and/or package)
Please call for MOQ on special legend and color match opportunities.

INDEX | Berk-Tek™ Copper Cable Reference Guide

SHIELDED CATEGORY CABLES - FOIL, NOT SCREENED/BRAIDED, REEL ONLY										
All Non-stock, MTO, Non-returnable, and 10k' min. (Italic = Stock Item)										
	Plenum				Riser				Patch	
Generic P/N	60004186	60006250	61000193	—	60004187	60006981	61000192	61000199	—	61000101
Color	LM-6 FTP	LM-10G FTP	LM-HD FTP (500 ft reel)	LM-HD FTP (1,000 ft reel)	LM-6 FTP	LM-10G FTP	LM-HD FTP (500 ft reel)	LM-HD FTP (1,000 ft reel)	LM-6 FTP Patch	LM-10G FTP CMR Patch
WHITE	10081255	10167485	11100943	A	10122953	10189801	11100947	A	10123966	11091060
BLUE	10091131	10143424	11100942	A	10122951	10189567	11100946	A	10123967	11057587
LIGHT GRAY	<i>10057903</i>	<i>10167487</i>	11100944	A	<i>10070439</i>	<i>10189798</i>	11100948	A	<i>10096091</i>	<i>11091070</i>
YELLOW	10062608	10167488	A	A	10090687	10189803	A	A	10123965	11091061
GREEN	10089751	10189246	A	A	10107572	10189092	A	A	10163802	11091064
PINK	10188336	10189547	A	A	A	11091990	A	A	11099915	11091065
RED	10063671	10188969	A	A	10074211	10189804	A	A	10189258	11091066
BLACK	10063672	10189549	<i>11102178</i>	<i>11104351</i>	10074212	11077196	<i>11102177</i>	<i>11104352</i>	10189259	11091067
VIOLET	10081254	10189548	A	A	11085001	11091991	A	A	11078141	11091068
ORANGE	10095838	10189550	A	A	10189144	11092580	A	A	11030657	11091069
BROWN	11084406	A	A	A	10107573	A	A	A	10163801	A

PATCH (All Non-stock, MTO, Non-returnable, and 10k' min.)						
Generic P/N		60000028	60000031	60000034	60000431	60004742
Color	Packaging	Hyper+ 5e	LM-350	LM-1000	LM-2000	LM-10G
WHITE	Reels	10032716	10032643	10032679	10033821	10177330
	Pull Box	10032717	10032644	—	—	—
BLUE	Reels	10032713	10032639	10032680	10033822	10123772
	Pull Box	10032714	10032640	—	—	—
LIGHT GRAY	Reels	10032718	10032649	10032678	10033598	11035873
	Pull Box	10032719	10032650	—	—	—
YELLOW	Reels	10032711	10032637	10032681	10033823	A
	Pull Box	10032712	10032638	—	—	—
GREEN	Reels	10032709	10032647	10032693	10033825	10135528
	Pull Box	10032710	10032648	—	—	—
PINK	Reels	10033590	10032621	10032700	A	A
	Pull Box	10083500	A	—	—	—
RED	Reels	10032707	10032645	10032690	10164378	A
	Pull Box	10032708	10032646	—	—	—
BLACK	Reels	10032705	10032641	10032692	A	11060111
	Pull Box	10032706	10032642	—	—	—
VIOLET	Reels	10032715	10032659	10032691	A	A
	Pull Box	A	10032660	—	—	—
ORANGE	Reels	10034057	10032658	10033898	A	A
	Pull Box	A	A	—	—	—
BROWN	Reels	11075257	A	A	A	A
	Pull Box	A	A	—	—	—

A = Available to purchase (No part number created for this referenced color and/or package)
Please call for MOQ on special legend and color match opportunities.

TEKPATCH™ (MINI-6, 28 AWG, UTP, Reels Standard reel put up is 5/kft)	
WHITE	11076605
BLUE	11078766
LIGHT GRAY	A
YELLOW	11082780
GREEN	11082776

THE FOLLOWING PRODUCTS ARE NON-STOCK, MTO, NON-RETURNABLE, AND 10K' MIN.

PINK	11082777
RED	11082778
BLACK	11082774
VIOLET	11082779
ORANGE	11079299
BROWN	A

TEKPATCH™ (MINI-6A, 28 AWG, CM, FTP, Reels Standard reel put up is 5/kft)	
ALL PRODUCTS ARE NON-STOCK, MTO, NON-RETURNABLE, AND 10K' MIN.	
WHITE	11091165
BLUE	11088677
LIGHT GRAY	11095816
YELLOW	11098731
GREEN	11098733
PINK	11100585
RED	11098730
BLACK	11098732
VIOLET	11100582
ORANGE	11099439
BROWN	11100586

OUTSIDE PLANT - REEL ONLY				
Color	Hyper+ OSP, Cat 5e, UTP	LM-6 OSP, Cat 6, UTP	LM-1000 OSP, Cat 6, UTP	LM-10G OSP, Cat 6A, UTP
BLACK	10071496	10139885	11072213	11094458

EXT-100 KIT	
EXT-100 Kit Complete	81001153

A = Available to purchase (No part number created for this referenced color and/or package)
Please call for MOQ on special legend and color match opportunities.

INDEX | Part Number Index

For cable part numbers, please see the following pages:

- **Copper Cable:** A31-A40
- **Industrial Copper Cables:** C9-C14
- **OneReach Cable Assemblies:** D5-D8
- **Fiber Cable:** B53-B64
- **Pre-Terminated Copper Trunks:** A29-A30
- **Pre-Terminated Fiber Trunks, Harnesses, and Array cords:** B39-B48

PART NO.	PAGE	PART NO.	PAGE
00688-00*	G20	40070-MDP	A43
00689-00*	G20	40072-***	A20
00690-00*	G20	40089-00D	A14, A20
00PJ7-***	E14	40144-***	E10
00PJ8-***	E14	40159-***	E10
05261-0CH	G20	40201-00I	E16
05361-0CH	G20	40214-00*	E15
0PJ26-00*	E11	40223-00S	E15
0PJ82-***	E14	40226-00S	E15
11101879	B70	40238-00W	E15
1110188*	B70	40244-00*	E15
1110222	B70	40249-00*	E15
1110411*	C16	40253-00*	E15
110998**	C16	40257-00W	E15
32LSM1-41C	B15	40258-00W	E15
32LSM2-21C	B15	40259-00*	E15
38LSM1-41C	B15	40278-***	E16
40050-***	A20	40539-***	E15
40054-***	A20	40649-***	E10
40066-***	A20	40659-***	E10
40067-0BC	A20	40681-***	E10

PART NO.	PAGE	PART NO.	PAGE
40682-***	E10	41085-***	B68
40734-***	G16	41086-***	B68
40735-***	G17	41087-***	E14
40830-***	G17	41089-***	E3
40831-***	G17	4108W-***	E7
40832-***	G16	41091-***	E8
40833-***	G16	41106-R*6	A10
40834-***	G16	41108-***	A10
40835-***	G16	41290-***	E17
40837-***	G16	41291-***	E17-E18
40839-***	G16	41292-***	E17-E18
40951-1PW	G20	41293-***	E17-E18
40952-2PW	G20	41294-***	E18
40985-***	G17	41295-***	E17-E18
40989-ACT	A42, I20	41296-***	E17
41030-SMJ	E13	41297-***	E17-E18
41054-IDD	E16	41638-***	E10
41070-2WS	E8	41641-***	E9
41075-DBE	E9, G16	41642-***	E9
41075-DBW	E9, G16	41643-***	E9
41080-***	A44, E6-E8	41644-***	E9
41081-***	E8	41646-***	E9
41084-***	B68, G16-G17	41647-***	G16

INDEX | Part Number Index

PART NO.	PAGE	PART NO.	PAGE
41649-***	E17	42080-***	E6-E8
41650-***	E16	42081-***	E7-E8
41652-***	E16	42090-***S	E6
41658-***	E10	42777-***	E3
41880-***	A19	42LM1-BE*	B15
41900-***	G15	42LM2-BE*	B15
41910-***	G12-G13, G15	42LSM1-41C	B15
41920-***	G11-G14	42LSM2-21C	B15
41A10-HCM	A19	42MM2-BE*	B15
41AB2-***	A18	43080-***	A44, E7
41AB6-***	A18	43081-***	E7
41AW2-***	A18	43105-***	F8, I20
41D10-HCM	A19	43108-***	F8
41D1R-HCM	A19	43112-***	F8
41D6A-1F4	A18	43115-***	F8
41DBR-***	A18	4625A-***	E16
41DR2-***	A18	47600-QPB	I13
41DR6-***	A18	47603-***	I15-I18
41DW1-***	A18	47604-***	I8
41LBL-00W	A19, A44	47605-***	I8-I9, I12, I17
41LBL-60W	A18, A44	47606-***	I16
41NB2-1F5	A18	47609-***	I17-18
42070-3WS	E8	47611-***	I17

PART NO.	PAGE	PART NO.	PAGE
47612-***	I8, I13-I14	49105-IDC	A19
47613-EZ*	A10, I20	491RU-***	F4
47615-NYL	I20	49222-***	E13
47615-PTT	A42	49223-BA*	E4
47617-***	G20	49223-CB*	E4
47689-00B	I17	49251-***	F7
47689-0QP	A14	49253-***	F5
47690-***	I19	49254-***	F5-F6
47693-***	I19	49255-***	A14
476TL-T12	I15	49256-***	A15
476TM-***	I15	49257-***	A17, A44
47FTH-***	I10	49258-TWB	F5
48211-06A	G18	49260-***	F7
48212-***	I12	49261-BKT	F7
48900-***	F9	49262-HR1	F7
48LSM1-41C	B15	49265-***	F4
49005-***	F6	49280-***	A15
49006-AMB	F6	492RU-***	F4
49012-***	A17	49355-H48	A14
49013-P**	A17	49400-FHB	F7
49014-***	A17	4940L-***	F4
49018-***	A17	49553-***	A42, I20
49104-***	A19	49560-TTS	A43

INDEX | Part Number Index

PART NO.	PAGE	PART NO.	PAGE
49561-SSP	A43	54PLC-M03	B52
49562-TSK	A43	54PSC-KIT	B52
49605-***	I6, I12, I14	54PSC-M03	B52
49660-00P	I20	5500-***	H4
49800-***	B69, B73-B74, B76	5505-190	H4
4980L-***	F4	59265-5DC	F4
49886-***	A42, B67, B75-B76	5D460-***	A27
49887-***	B69	5D560-***	A27
49910-***	E13	5ESJK-***	A8
49990-***	B67	5EUK-***	A8
49991-***	B66	5F100-***	B24, I13
4M089-1*M	E17	5FUHD-***	B16
4S089-***	E3	5G108-***	A9
4S115-75E	F8	5G110-***	A9
4S255-***	A14	5G270-***	A14
4S256-***	A15	5G460-***	A27
51084-***	A44	5G596-***	A16
542LL-B001M	A48	5G597-***	A16
544JJ-B001M	A48	5L000-KAL	B28
548MM-B001M	A48	5L000-LOK	I6, I8-I9
54DCL-M**	B51	5L2LL-B001M	B48
54DLC-M**	B51	5L4JJ-B001M	B48
54PLC-KIT	B52	5L8MM-B001M	B48

INDEX
Part Number Index

PART NO.	PAGE	PART NO.	PAGE
5LDCL-***	B51	5R2UX-CMT	B14, B28
5LDLC-***	B51	5R3UE-OPX	B21
5LDSC-***	B51	5R3UL-F12	B21
5LPLC-KIT	B52	5R3UM-***	B20
5LPLC-M03	B52	5R4UD-S**	B14
5LPSC-KIT	B52	5R4UH-S12	B20
5LPSC-M03	B52	5R4UM-F**	B20
5LPST-KIT	B52	5RBSH-*UN	B14
5LPST-M03	B52	5RCMP-KIT	B14, B28, B31
5R100-14R	B28	5RCMP-KT2	B14, B28, B31
5R1RU-023	B28	5RCMR-KIT	B14, B28, B31
5R1UD-S**	B14	5RCMT-VFG	B14, B28, F7
5R1UE-OPX	B21	5REAR-023	B14
5R1UH-S03	B20	5T000-00T	B26, B37-B38
5R1UL-F03	B21	5WLRG-12C	B22
5R1UM-*03	B20	5WMED-04C	B22
5R1UR-TRY	B28	5WMNB-ACC	B28
5R1UX-CMT	B14, B28	5WMNT-01C	B22
5R2UD-S**	B14	5WSML-02C	B22
5R2UH-S06	B20	6110G-C*6	A9
5R2UL-F06	B21	6110G-R*6	A9
5R2UM-*06	B20	61110-***	A9
5R2UR-TRY	B28	61SJK-***	A8

INDEX | Part Number Index

PART NO.	PAGE	PART NO.	PAGE
61UJK-***	A8	6ASJK-***	A8
62460-***	A25	6ASPO-***	A24
62DCL-***	B51	6AUJK-***	A8
62DCT-***	B51	6D460-***	A25
62DLC-***	B51	6D560-***	A25
62DSC-***	B51	6H460-***	A26, I13
62DST-***	B51	78003-000	E14
62PLC-KIT	B52	78014-000	E14
62PLC-M03	B52	78016-000	E14
62PSC-KIT	B52	78025-000	E14
62PSC-M03	B52	78804-000	E14
62PST-KIT	B52	80401-***	E11
62PST-M03	B52	80409-***	E11
69104-IDC	A18	80414-***	E9
6910G-***	A14	80503-***	E14
69270-***	A14	80504-***	E14
69585-IDL	A17, A44	80516-***	E14
69586-***	A16	80601-***	E11
69587-***	A16	80609-***	E11
6A586-U**	A16	80703-***	E14
6A587-***	A16	80704-***	E14
6APLG-S6A	A10, C15	80716-***	E14
6AS10-***	A23	80781-***	E15

INDEX Part Number Index

PART NO.	PAGE	PART NO.	PAGE
80782-***	E15	87014-000	E14
8100***	D4, D6, D8, D10	87016-000	E14
810007**	C15	87025-000	E14
81SJK-R*8	A8	88003-000	E14
81Z10-S**	A22	88004-000	E14
84003-040	E14	88014-000	E14
84004-040	E14	88016-000	E14
84014-040	E14	88025-000	E14
84016-040	E14	89265-***	F3
84025-040	E14	8940L-SRC	F3
84401-040	E11	8980L-***	F3
84409-040	E11	AB100-00*	A10
85003-000	E14	AB200-00*	A10
85004-000	E14	AB300-00*	A10
85014-000	E14	AEHTK-000	G20
85016-000	E14	AEMRK-000	G20
85025-000	E14	APL12-***	B36
86003-000	E14	APLW6-***	B36
86004-000	E14	APLW8-***	B36
86014-000	E14	APPLC-S03	B52
86016-000	E14	APPLC-S03	B52
86025-000	E14	APSSC-***	B52
87003-000	E14	AXSJK-B*M	A8

INDEX | Part Number Index

PART NO.	PAGE	PART NO.	PAGE
AXUJK-BWM	A8	DPS6U-STD	B34
C0224-000	E4	DUTAR-M*S	A39
C0224-0CP	E4	E2X**-***	A13, B14, B31-B32, F6
D6700-00E	C8	EUT6P-M*B	A40
D6701-00E	C8	F3168-***	B18
D670K-***	C8	FH-*H008MV1036K	B46
D6710-***	C8	FH-*H012LV1036A	B46
D6720-***	C8	FM-*012BAC0*	B25
D6721-***	C8	FM-*012CSAC0+	B25
D6722-***	C8	FM-*024CSAC0*	B25
D6723-***	C8	FME2XHD	B32
DNRAL-ACC	B28	FSSRB-P40	B38
DP03U-STD	B34	FSSSD-040	B38
DP04U-STD	B34	FSSSD-060	B38
DP06U-STD	B34	FSSSL-040	B38
DPC12-066	B34	FSSSL-060	B38
DPC6U-033	B34	FT-*W4****050F38B38BY-NNBS	B43
DPC8U-STD	B34	FTU-*W4***JJ050F38C38CY-NNBS	B42
DPCMP-UNV	B38	FTH00-00W	I10
DPGRD-KIT	B28, B38	H6A10-***	A23
DPLOK-KIT	B38	HDX1A-144	B14
DPS3U-STD	B34	HDX1F-144	B14
DPS4U-STD	B34	HDXAD-ACC	B28

INDEX Part Number Index

PART NO.	PAGE	PART NO.	PAGE
ICONS-IC*	A8	SPLMT-HKT	B26
IUTAP-M*S	A39	SPMPH-***	B16
N3500-STD	B35	SPSCS-***	B26
N502H-STD	B35	SRJ6*-***	A28
N5300-STD	B35	SRJET-00*	A28
PJ262-***	E11	SRJPB-00*	A28
PLC**-003	B25	T47HS-P06	B26, B37-B38
RE640-***	E12	T5632-00W	G20
REA00-***	E12	T5633-00W	G20
REWM1-STS	E12	T5635-00W	G20
REWM2-STS	E12	T5LHS-B12	B37-B38
REWP1-***	E12	T5LHS-P06	B37-B38
REWP2-***	E12	T5PLS-12F	B26
REWP3-***	E12	T5PLS-24F	B18, B26
REWP4-***	E12	T6XRB-40Q	B26, B37-B38
SBCPI-00S	A24	U2LSM1-41C	B15
SBCPI-18*	A24	U2LM1-BE*	B15
SGAMP-000	G18	U2LSM2-21C	B15
SGVCK-***	G18	U2LM2-BE*	B15
SGVSM-00W	G18	U2MM2-BE*	B15
SGVST-00W	G18	U8LSM1-41C	B15
SPLCH-***	B16	UL**2LL-B001M	B47
SPLCS-***	B26	UL**4JJ-B001M	B47

INDEX | Part Number Index

PART NO.	PAGE
UL**8MM-B001M	B47
UP2LL-B001M	B48
UP4JJ-B001M	B48
UP8MM-B001M	B48
UPDCL-***	B52
UPDCT-***	B52
UPDLC-***	B52
UPDSC-***	B52
UPDST-***	B52
UPPLC-KIT	B52
UPPLC-S03	B52
UPPSC-KIT	B52
UPPSC-S03	B52
UPPST-KIT	B52
UPPST-S03	B52
UTP5P-M*B	A40
UTP5R-M*B	A40
UTP6P-M*B	A40
UTP6R-M*B	A40
Z1000-***	F10

The following are trademarks of Leviton Manufacturing Co., Inc. registered in the United States and other countries:

Adventum™	Cone of Silence™	FastCAM™	LANmark™	QuickPlate™	Strauss™	VertiGO™
Atlas-X1™	Decora™	Fast-Cure™	LightSpace™	QuickPort™	Structured Media™	VXC™
Armor-Tek™	DuraPort™	GigaMax™	OneReach™	Renu™	TekPatch™	
AutoSurge™	eXtreme™	GreenPack™	Opt-X™	smartPAK™	uLAN™	
Berk-Tek™	ez-Learn™	HOME 5e™	QuickPack™	Spectro-Link™	Versi-Duct™	

For Leviton warranty information, please visit leviton.com/warranties.

Other trademarks used in this catalog are registered as follows:

Allsteel® is a registered trademark of Allsteel, Inc.

Amphenol® is a registered trademark of Amphenol Corporation.

Clipsal® is a registered trademark of Schneider Electric (Australia) Pty Ltd.

D'Gel® is a registered trademark of Illinois Tool Works.

Dolby® is a registered trademark of Dolby Laboratories Licensing Corporation

DTS-HD® is a registered trademark of DTS, Inc.

Ethospace® and Action Office® are registered trademarks of Herman Miller, Inc.

EZ-RJ45® is a registered trademark of SullStar Technologies, Inc.

Haworth® is a registered trademark of Haworth, Inc.

HDMI® is a registered trademark of HDMI Licensing, LLC.

JackRapid™ is a trademark of Fluke Networks.

Klein Tools® is a registered trademark of Klein Tools, Inc.

Knoll® is a registered trademark of Knoll, Inc.

LGX® is a registered trademark of OFS Fitel, LLC.

MTP® is a registered trademark of US Conec, Ltd.

NEC® is a registered trademark of the National Fire Protection Association, Inc.

Series 9000® and Avenir® are registered trademarks of Steelcase, Inc.

speakON® is a registered trademark of Neutrik AG.

SYSTIMAX® and Uniprise® are registered trademarks of CommScope, Inc.

Teknion® is a registered trademark of Teknion Corporation.

VELCRO® is a registered trademark of Velcro BVBA. Used with permission.

Westinghouse® is a registered trademark of Westinghouse Electric Corporation.

Wi-Fi® is a registered trademark of the Wi-Fi Alliance.

All other trademarks, service marks, and logos used in this catalog are the property of their respective owners.





Today's networks must be fast and reliable, with the flexibility to handle ever-increasing data demands. Leviton can help expand your network possibilities and prepare you for the future. Our end-to-end cabling systems feature robust construction that reduces downtime, and performance that exceeds standards. We offer quick-ship make-to-order solutions from our US and UK factories. We even invent new products for customers when the product they need is not available. All of this adds up to the **highest return on infrastructure investment.**

NETWORK SOLUTIONS DIVISION HEADQUARTERS

2222 - 222nd Street S.E., Bothell, WA, 98021, USA | leviton.com/ns

Inside Sales +1 (800) 722 2082 insidesales@leviton.com
 International Inside Sales +1 (425) 486 2222 intl@leviton.com
 Technical Support +1 (800) 824 3005 / +1 (425) 486 2222 appeng@leviton.com

BERK-TEK CABLE HEADQUARTERS

132 White Oak Rd, New Holland, PA 17557 | leviton.com/ns/berktek

Inside Sales +1 (800) 237 5835 berktek.info@leviton.com
 Technical Support +1 (800) 237 5835 berktek.support@leviton.com

NETWORK SOLUTIONS EUROPEAN HEADQUARTERS

Viewfield Industrial Estate, Glenrothes, KY6 2RS, UK | leviton.com/ns/emea

Customer Service +44 (0) 1592 772124 customerserviceeu@leviton.com
 Technical Support +44 (0) 1592 778494 appeng.eu@leviton.com

NETWORK SOLUTIONS MIDDLE EAST HEADQUARTERS

Bay Square, Building 3, Office 205, Business Bay, Dubai, UAE | leviton.com/ns/middleeast

Customer Service +971 (4) 247 9800 lmeinfo@leviton.com

CORPORATE HEADQUARTERS

201 N. Service Road, Melville, NY 11747 USA | leviton.com

Customer Service +1 (800) 323 8920 / +1 (631) 812 6000 customerservice@leviton.com

ADDITIONAL OFFICES

Africa +971 (4) 247 9800 lmeinfo@leviton.com
 Asia / Pacific +1 (631) 812 6228 infoasean@leviton.com
 Canada +1 (514) 954 1840 pcservice@leviton.com
 Caribbean +1 (954) 593 1896 infocaribbean@leviton.com
 China +852 2774 9876 infochina@leviton.com
 Colombia +57 (1) 743 6045 infocolombia@leviton.com
 France +33 (0) 1709 87825 infofrance@leviton.com
 Germany +49 (0) 173 272 0128 infogermany@leviton.com
 Italy +39 02 3534 896 (Milan) / +39 06 8360 0665 (Rome) infoitaly@leviton.com
 Latin America & Mexico +52 (55) 5082 1040 lsamarketing@leviton.com
 South Korea +82 (2) 3273 9963 infokorea@leviton.com
 Spain +34 91 490 59 19 infospain@leviton.com
 Sweden +46 70 9675033 infosweden@leviton.com

ALL OTHER INTERNATIONAL INQUIRIES international@leviton.com

