


# Your Guide to SMART Classrooms

Products for higher education



# SMART products support educational excellence in more than 75 countries worldwide.

In higher education institutions, SMART products help faculty prepare and deliver course material, bring research into the classroom and enrich the student experience with the latest education technologies.

Founded in 1987, SMART created the world's first interactive whiteboard in 1991. It continues to be the market leader, sponsoring research conferences and programs, and collaborating with educators, universities and businesses to constantly improve its products. It's a major sponsor of the Network for Effective Collaboration Technologies through Advanced Research (NECTAR), a Science and Engineering Research Canada network, and it has worked with such organizations as Ford, Intel, Texas Instruments and Boeing on effective virtual teaming. SMART products are owned by over 60 percent of the Fortune 100, and SMART Board™ interactive whiteboards are benefiting over 150,000 classrooms worldwide, including each of the 25 largest school districts in the U.S.

By striving to create the best tools for sharing information, SMART helps talented minds reach their full potential.

# Contents

<b>The SMART Classroom .....</b>	<b>4</b>
Profile: SMART Products in High Demand at Salem State College.....	5
<b>Interactive Whiteboards .....</b>	<b>6</b>
SMART Board interactive whiteboard .....	8
<i>Rear Projection</i> SMART Board 2000i interactive whiteboard .....	9
<i>Rear Projection</i> SMART Board 3000i interactive whiteboard .....	10
SMART Board <i>for Flat-Panel Displays</i> interactive whiteboard .....	11
<b>Interactive Pen Displays .....</b>	<b>12</b>
Profile: 200 Symposium™ Interactive Pen Displays at Texas A&M .....	13
Symposium ID250 interactive pen display .....	14
Symposium MP250 interactive lectern .....	15
Symposium L250 interactive lectern.....	16
<b>Multimedia Cabinets.....</b>	<b>17</b>
Expression™ 103 multimedia cabinet.....	18
Expression 503 multimedia cabinet .....	19
<b>SynchronEyes® Computer-Lab Instruction Software.....</b>	<b>20</b>
<b>Bridgit™ Conferencing Software.....</b>	<b>21</b>
<b>Buying SMART .....</b>	<b>22</b>







# The SMART Classroom

## Innovative products for innovative minds.

Ideal for classrooms and lecture halls, SMART products combine tradition with technological innovation. They're simple yet powerful tools for creating and sharing information, designed to fit with the way instructors already work.

SMART products include interactive whiteboards, interactive pen displays, multimedia cabinets and software. They provide a central place from which instructors can access electronic material, easily present that information and add impromptu comments.

SMART products meet the needs of technology-savvy students and faculty, and they're easy to integrate, simple to maintain and long-lasting.

### User Friendly

Having the best technology means little if people can't use it. SMART products are designed to be intuitive, enabling people to walk up and use them without extensive training.

### Flexible

What do theoretical mathematicians, athletic coaches and interior design students have in common? All benefit from the use of SMART

products, whether they're conducting research, analyzing game footage or designing downtown office space.

SMART products support flexible learning modes by facilitating seeing, doing and collaborating – all within the same instructional period.

### Research Ready

Engaging visuals, intelligent software and media-integration capabilities help bring research into the classroom. SMART products help bridge the gap between study and discussion by providing a medium that works naturally for both.

### Easily Integrated

To be effective, even the most sophisticated technology should be simple to implement and use. With this understanding, SMART designs products that enhance and work seamlessly with existing and future technologies.

### Profile: SMART Products in High Demand at Salem State College

Salem State is transforming the culture on campus, moving from a traditional paper-based environment to a collaborative, digital one. To facilitate the delivery of digital content to their students, Salem State instructors use SMART Board interactive whiteboards, Sympodium interactive pen displays, Expression multimedia cabinets and SynchronEyes computer-lab instruction software to teach various subjects, including accounting, education, geology, geography, music, marketing and management. The college also has made a strong commitment to training its instructors on the effective use of SMART products. The feedback from both students and faculty has been overwhelming. Instructors who were once novice technology users have quickly become avid users, and students have applauded this new digital lecture style.

"We've looked at other interactive whiteboard solutions on the market, and nothing is as well developed, reliable and simple to install as the SMART Board interactive whiteboard, particularly its easy-to-use software. The rooms equipped with SMART Board interactive whiteboards are booked solid, from 8:00 a.m. to 9:30 p.m., when classes are in session, and this high demand by faculty has led to campus-wide installation of other SMART products."

Jay Cattoggio, Technology Coordinator  
Instructional Media Center  
Salem State College





# Interactive Whiteboards

For both exploring the big picture and examining the details, SMART Board interactive whiteboards bring information to life.

No matter the subject, sharing information on a big, colorful screen that is controlled by touch is a great way to stimulate any learning environment.

And because SMART's interactive whiteboards are simple to integrate and uncomplicated to use, instructors can work the way they always have with tools that are familiar.

## In Class

Ideal for displaying research, critiquing design proposals or preparing for upcoming labs, SMART's interactive whiteboards enable users to present, alter and save information as a group.

The intuitive functionality of these products simplifies startup. Your finger acts as a mouse, controlling any computer application, so you can control multimedia, images and documents on the large screen simply by touching the display. If you pick up one of the pen tools, you instantly switch into writing mode.

Notes are written in digital ink directly over background images such as documents, images or websites, and can be converted to text. These notes, including the background, are saved to a file, creating great review material for students of any discipline.

## Interactive Whiteboard Technology at the University of Missouri

Before integrating tools such as the SMART Board interactive whiteboard, VCRs and video-conferencing applications into their classrooms, professors relied on portable projectors and PowerPoint® software.

"The biggest limitation was that professors could display only prearranged information. Lectures can now be tailored on the fly."

Jason Goran, Systems Support Analyst  
University of Missouri-Columbia



The SMART Board interactive whiteboard also includes a host of other features. Athletic departments, film classes and more will appreciate the ability to write over moving video and save their notes. A recording function captures all activity on the interactive whiteboard, plus an audio track, into an AVI file to keep track of material covered in lectures.

Other presentation-friendly functions include a Gallery full of clip art, an array of highlighting tools, page templates and more, all providing flexible ways for instructors to prepare and deliver content.

### How It Works

Your computer desktop is displayed by a digital projector onto the surface of the SMART Board interactive whiteboard. A touch on the display surface is translated into a mouse click, so you can control your computer with a finger.

If you select a pen from the SMART Pen Tray, the interactive whiteboard knows you want to write and converts your next touch into digital ink. When you put the pen back into the tray, it automatically switches back into mouse mode.

### How It Integrates

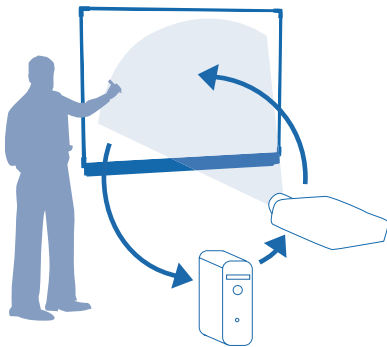
Available in front-projection, rear-projection and overlay models, SMART Board interactive whiteboards work with your computer and projector or flat-panel display. The large screen and flexible software make sharing information easier, and LinQ™ software enables a networked laptop to be controlled from the interactive whiteboard.

Rear-projection cabinet models include a projector, audio system and equipment space. In addition, they can be connected to external audio and projection systems for use in larger rooms, while an optional room-control module connects to your room-control system.





[www.smarttech.com/smartboard](http://www.smarttech.com/smartboard)



# SMART Board

## Interactive Whiteboard

The front-projection SMART Board interactive whiteboard is an affordable, versatile and robust teaching tool.

### Dimensions

Model	Active Screen Area (diagonal)	Size Optimal for
540	47" (119.4 cm)	up to 6 people
560	60" (152.4 cm)	up to 20 people
580	72" (182.9 cm)	up to 40 people

### Features

- **Touch-sensitive surface** makes your finger the mouse and gives you precise touch control
- **SMART Pen Tray** lets you write or erase instantly when you pick up a tool
- **Digital ink** enables you to write over any application, website or digital video
- **Saving ability** lets you capture notes in SMART Board software or in third-party applications, including popular Windows applications and AutoCAD® software
- **Wall-mount bracket** secures your interactive whiteboard to the wall
- **OptiPro™ surface** (no-cost option) reduces glare from high-lumen projectors
- **SMART Board software** includes\*
  - Notebook software
    - Free student and faculty installs
    - Prepare and save lessons that combine screen captures, notes, images and Flash® animation in a single file
    - Insert background templates such as graph paper and music sheets
    - Save files in various formats for easy sharing, e.g., .pdf, .html
  - SMART Board Tools
    - Focus attention with the Spotlight, Screen Shade or Magnifier tools
    - Record all on-screen activity together with an audio track for review purposes
    - Write over video
  - LinQ software
    - Display and control a networked laptop from an interactive whiteboard

### Options

- **Floor stand** with locking casters, extendable feet and adjustable height
- **Wireless connection** to your computer

### Warranty

- **Five-year warranty** (parts and labor) upon product registration, two-year warranty (parts and labor) without registration

\* For specific Mac OS® operating system features, visit [www.smarttech.com/sbsoftwareformac](http://www.smarttech.com/sbsoftwareformac).



# Rear Projection SMART Board 2000i

## Interactive Whiteboard

The height-adjustable, mobile 2000i includes an integrated projector and audio system.

### Dimensions

Active Screen Area	66" (167.6 cm) diagonal
Width	66 7/16" (168.8 cm)
Depth	35 1/2" (90.2 cm) with feet retracted
Cabinet Depth	28 1/4" (71.8 cm)

### Features

- **DViT™ technology touch system** makes your finger the mouse and gives you precise touch control
- **SMART Pen Tray** lets you write or erase instantly when you pick up a tool
- **Digital ink** enables you to write over any application, website or digital video
- **Saving ability** lets you capture notes in SMART Board software or in third-party applications, including popular Windows applications and AutoCAD software
- **SMART diffusion screen** reduces ambient light reflection
- **Locking casters** for easy repositioning
- **Integrated SVGA projector (800 x 600)** comes installed (optional XGA [1024 x 768] projector also available)
- **Control panel** for projector power, volume and input sources
- **Audio system** with stereo-amplified speakers
- **Height-adjustment handle** raises and lowers the screen from 69" (175.3 cm) to 83" (210.8 cm)
- **Wireless keyboard** with built-in trackball
- **Connection panel** attaches second projector, external audio, network and printer
- **SMART Board software** includes\*
  - Notebook software
    - Free student and faculty installs
    - Prepare and save lessons that combine screen captures, notes, images and Flash animation in a single file
    - Insert background templates such as graph paper and music sheets
    - Save files in various formats for easy sharing, e.g., .pdf, .html

- Write over video
- SMART Board Tools
- Focus attention with the Spotlight, Screen Shade or Magnifier tools
  - Record all on-screen activity together with an audio track for review purposes
  - Write over video

- LinQ software
  - Display and control a networked laptop from an interactive whiteboard

### Options

- **Laptop support** includes cables and an X-Port™ 20 switch that lets you alternate between the laptop and internal computer
- **Laptop/videoconferencing shelf**
- **Room-control module**

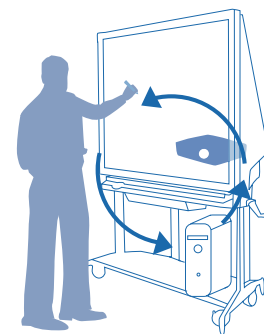
### Warranty

- **Two-year warranty** (parts and labor)

\* For specific Mac OS operating system features, visit [www.smarttech.com/sbsoftwareformac](http://www.smarttech.com/sbsoftwareformac).



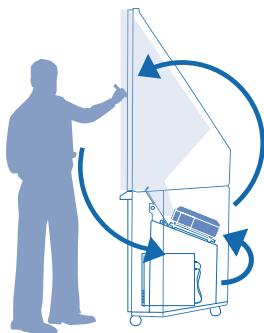
[www.smarttech.com/2000i](http://www.smarttech.com/2000i)



Screen size and audio optimal for up to 35 people



[www.smarttech.com/3000i](http://www.smarttech.com/3000i)



Screen size and audio optimal for up to 35 people

# Rear Projection SMART Board 3000i

## Interactive Whiteboard

The mobile 3000i features ultra-crisp visuals and an integrated XGA projector in an all-in-one system.

### Dimensions

Active Screen Area	66" (167.6 cm) diagonal
Size	57 3/8" W x 79" H x 29 1/4" D (145.8 cm x 200.7 cm x 74 cm)

The *Rear Projection SMART Board 4000i* interactive whiteboard is also available, featuring an SXGA+ (1400 x 1050) projector with 2500 lumens and 7,000-hour lamp.

### Features

- **DViT technology touch system** makes your finger the mouse and gives you precise touch control
- **SMART Pen Tray** lets you write or erase instantly when you pick up a tool
- **Digital ink** enables you to write over any application, website or digital video
- **Saving ability** lets you capture notes in SMART Board software or in third-party applications, including popular Windows applications and AutoCAD software
- **SMART diffusion screen** reduces ambient light reflection
- **Locking casters** for easy repositioning
- **X-Port 20 switch** lets you connect a second computer
- **Standard 19" (48 cm) rack mount** secures equipment inside the cabinet
- **Wireless keyboard** with built-in trackball
- **Connection panel** attaches second projector, external audio, network and printer
- **Integrated 2100-lumen XGA projector (1024 x 768)** for crisp, bright images
- **Control panel** for projector power, volume and input sources
- **Audio system** with stereo-amplified speakers
- **Locking doors** to secure equipment
- **SMART Board software** includes\*
  - Notebook software
  - Free student and faculty installs
  - Prepare and save lessons that combine screen captures, notes, images and Flash animation in a single file
  - Insert background templates such as graph paper and music sheets
  - Save files in various formats for easy sharing, e.g., .pdf, .html
- **SMART Board Tools**
  - Focus attention with the Spotlight, Screen Shade or Magnifier tools
  - Record all on-screen activity together with an audio track for review purposes
  - Write over video

LinQ software  
– Display and control a networked laptop from an interactive whiteboard

### Options

- **Laptop support** includes cables and a laptop shelf
- **Videoconferencing shelf**
- **Room-control module**

### Warranty

- **Two-year warranty** (parts and labor)

\* For specific Mac OS operating system features, visit [www.smarttech.com/sbsoftwareformac](http://www.smarttech.com/sbsoftwareformac).

# SMART Board for Flat-Panel Displays

## Interactive Whiteboard

Interactive whiteboards that fit over plasma or LCD panels add all the power of interactivity without reducing picture quality.

### Dimensions

- Models are available to fit display sizes ranging from 37" to 63" (94–160 cm)

### Features

- **DViT technology touch system** makes your finger the mouse and gives you precise touch control
- **SMART Pen Tray** lets you write or erase instantly when you pick up a tool
- **Digital ink** enables you to write over any application, website or digital video
- **Saving ability** lets you capture notes in SMART Board software or in third-party applications, including popular Windows applications and AutoCAD software
- **Display control strip** lets you control panel settings from the overlay
- **Protective surface** is chemical and scratch resistant, reduces glare and protects your display while retaining a high-quality image
- **Mounting brackets** securely attach the overlay to your display
- **SMART Board software** includes\*
  - Notebook software
  - Free student and faculty installs
  - Prepare and save lessons that combine screen captures, notes, images and Flash animation in a single file
  - Insert background templates such as graph paper and music sheets
  - Save files in various formats for easy sharing, e.g., .pdf, .html

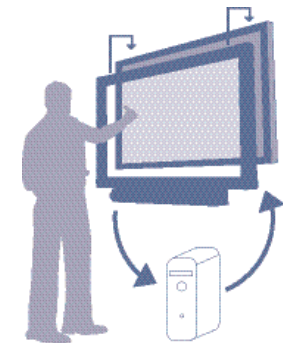
- SMART Board Tools
  - Focus attention with the Spotlight, Screen Shade or Magnifier tools
  - Record all on-screen activity together with an audio track for review purposes
  - Write over video
- LinQ software
  - Display and control a networked laptop from an interactive whiteboard

### Warranty

- **One-year warranty** (parts and labor)



[www.smarttech.com/overlay](http://www.smarttech.com/overlay)



\* For specific Mac OS operating system features, visit [www.smarttech.com/sbsoftwareformac](http://www.smarttech.com/sbsoftwareformac).

Can be used with flat panels from 37" to 63" (94–160 cm)





# Interactive Pen Displays

Symposium interactive pen displays keep students engaged – even in the largest lecture theaters.

Keeping students involved can be a challenge in today's big auditoriums. While audiovisual aids help, the real key to reaching the back row is spontaneity, as instructors write over material as they teach.

Interactive pen displays work like interactive whiteboards, providing the latest features in a format perfect for lectures.

## During Lectures

Whether instructors are discussing microbiology, analyzing a research paper or designing the wiring harness for a concept car, Symposium products help keep students engaged and on topic.

Interactive pen displays deliver precise touch control over a computer, and enable users to write notes in digital ink over images, videos and documents. Notes and background images are saved to a file for easy information sharing.

Instructors can write over maps to describe troop movement in historic battles, capture a series of website pages for comparison or highlight the intricacies of prehistoric microorganisms, all by using basic features of the interactive pen display.

They can save their notes for future lectures or post them online for student review.

## How It Works

Interactive pen displays provide the same performance as interactive whiteboards, except you use a pen tool to control your computer.

The display serves as a monitor, and you use the pen tool like a mouse to control a connected computer or laptop. Buttons on the console allow you to switch instantly from mouse mode to writing mode and back again, without launching any software or crowding the screen with extra toolbars.

The display is easily connected to a projection system, so groups of any size can follow along.

Best of all, instructors work as they normally do on a computer, using programs with which they are familiar. There's no steep learning curve or complicated software to master.

## How It Integrates

Available in tabletop or lectern models, Symposium interactive pen displays include a built-in distribution amplifier that allows a connection to the projector.

All models support laptop use, and lecterns include an internal switch that allows a presenter to alternate quickly between up to four connected devices. The compact lectern includes its own

audio system, optimal for a classroom, and both the compact and full-sized lecterns can be connected to external audio systems for use in rooms of any size.

### Profile: 200 Sympodium Interactive Pen Displays at Texas A&M

To equip its classrooms and lecture halls with leading-edge technology and to effectively incorporate interactive digital content into course delivery, 200 Sympodium interactive pen displays have replaced chalkboards and overhead projectors at Texas A&M University. They're being used in a wide range of subjects, including engineering, mathematics, history, music appreciation, veterinary medicine, oceanography, meteorology, horticulture and forest science. Texas A&M has integrated the interactive pen displays with various AV peripherals, including digital projectors, desktop computers, VCRs, DVD players, document cameras, 35-mm slide projectors and room-control systems.

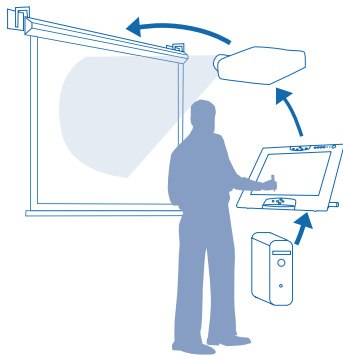
"We installed our first Sympodium products three years ago, and we're continually adding more units in response to the growing demand from our instructors. The Sympodium interactive pen display works well with many different multimedia peripherals, and the seamless integration helps us achieve our goal of having a leading-edge technology campus."

Larry Linton, Instructional Media Services Supervisor  
Texas A&M University





[www.smarttech.com/ID250](http://www.smarttech.com/ID250)



Can be used with projection screens of any size

# Sympodium ID250

## Interactive Pen Display

The adaptable ID250 can be used on tables or podiums.

### Dimensions

Active Screen Area	15" (38.1 cm) diagonal
Size	15 3/4" W x 2" H x 13 3/8" D (40.0 cm x 34.0 cm x 5.1 cm)

### Features

- **Interactive screen** lets you use a pen tool to control computer applications or write notes
- **Digital ink** enables you to write over any application, website or digital video
- **Battery-free pen** is tethered to the console
- **Pen-tool buttons** let you change ink color easily
- **Saving ability** lets you capture notes in SMART Board software or in third-party applications, including popular Windows applications and AutoCAD software
- **Function buttons** provide quick access to common functions
- **Adjustable tilt stand** changes the viewing angle
- **USB link** connects display to a computer
- **VESA mounting plate** attaches to any VESA-75 LCD mount for flexible installation options
- **Distribution amplifier** allows a connection to a projector
- **SMART Board software** includes\*
  - Notebook software
    - Free student and faculty installs
    - Prepare and save lessons that combine screen captures, notes, images and Flash animation in a single file
    - Insert background templates such as graph paper and music sheets
    - Save files in various formats for easy sharing, e.g., .pdf, .html
  - SMART Board Tools
    - Focus attention with the Spotlight, Screen Shade or Magnifier tools
    - Record all on-screen activity together with an audio track for review purposes
    - Write over video
  - LinQ software
    - Display and control a networked laptop from an interactive pen display

### Warranty

- **Two-year warranty** (parts and labor)

\* For specific Mac OS operating system features, visit [www.smarttech.com/sbsoftwareformac](http://www.smarttech.com/sbsoftwareformac).



# Symposium MP250

## Interactive Lectern

The MP250 combines an interactive pen display with an audio system and compact multimedia lectern.

### Dimensions

Active Screen Area	15" (38.1 cm) diagonal
Lectern Size	39" W x 41 3/4" H x 27 7/16" D (99.1 cm x 106 cm x 69.7 cm)

### Features

- **Interactive screen** lets you use a pen tool to control computer applications or write notes
- **Digital ink** enables you to write over any application, website or digital video
- **Battery-free pen** is tethered to the console
- **Pen-tool buttons** let you change ink color easily
- **Saving ability** lets you capture notes in SMART Board software or in third-party applications, including popular Windows applications and AutoCAD software
- **Function buttons** provide quick access to common functions
- **Audio system** includes stereo-amplified speakers and a single volume control for all sources
- **Adjustable arm** changes the screen viewing angle
- **Valence lighting** adds visibility for the instructor
- **Multimedia support** includes an X-Port 40 switch that lets you alternate between four connected devices from the control panel
- **Laptop support** includes retractable cables and a source-select button on the control panel
- **Equipment shelving** includes one set of 19" (48.3 cm) rack-mount rails and two adjustable shelves
- **Mobile lectern** fits through standard doorways and moves on durable, locking casters
- **Finish options** include American natural (shown), Brittany blue or gray
- **SMART Board software** includes\*
  - Notebook software
    - Free student and faculty installs
    - Prepare and save lessons that combine screen captures, notes, images and Flash animation in a single file
    - Insert background templates such as graph paper and music sheets
    - Save files in various formats for easy sharing, e.g., .pdf, .html

#### SMART Board Tools

- Focus attention with the Spotlight, Screen Shade or Magnifier tools
- Record all on-screen activity together with an audio track for review purposes
- Write over video

#### LinQ software

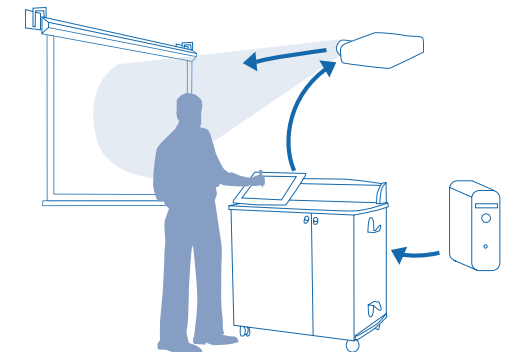
- Display and control a networked laptop from an interactive pen display

### Warranty

- **Two-year warranty** (parts and labor)



[www.smarttech.com/MP250](http://www.smarttech.com/MP250)

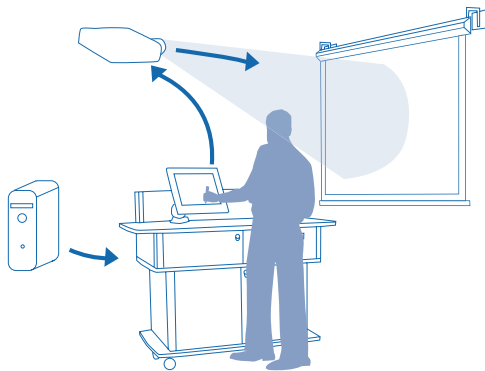


Can be used with projection screens of any size.  
Audio optimal for approximately 35 people.

\* For specific Mac OS operating system features, visit [www.smarttech.com/sbsoftwareformac](http://www.smarttech.com/sbsoftwareformac).



[www.smarttech.com/L250](http://www.smarttech.com/L250)



Can be used with projection screens of any size

# Sympodium L250

## Interactive Lectern

The L250 is a full-sized multimedia lectern with an interactive pen display and equipment drawer.

### Dimensions

Active Screen Area	15" (38.1 cm) diagonal
Lectern Size	59" W x 48" H x 29" D (149.9 cm x 121.9 cm x 74 cm)

### Features

- **Interactive screen** lets you use a pen tool to control computer applications or write notes
- **Digital ink** enables you to write over any application, website or digital video
- **Battery-free pen** is tethered to the console
- **Pen-tool buttons** let you change ink color easily
- **Saving ability** lets you capture notes in SMART Board software or in third-party applications, including popular Windows applications and AutoCAD software
- **Function buttons** provide quick access to common functions
- **Adjustable arm** changes the screen viewing angle
- **Multimedia support** includes an X-Port 40 switch that lets you alternate between four connected devices from the control panel
- **Laptop support** includes retractable cables and a source-select button on the control panel
- **Connection panel** accommodates network, audio and RGB cables
- **Rack shelving** includes one set of 19" (48.3 cm) rails with space for nine rack units
- **Equipment drawer** holds devices such as a document camera
- **Mobile lectern** fits through standard doorways and moves on durable, locking casters
- **SMART Board software** includes\*
  - Notebook software
    - Free student and faculty installs
    - Prepare and save lessons that combine screen captures, notes, images and Flash animation in a single file
    - Insert background templates such as graph paper and music sheets
    - Save files in various formats for easy sharing, e.g., .pdf, .html

#### SMART Board Tools

- Focus attention with the Spotlight, Screen Shade or Magnifier tools
- Record all on-screen activity together with an audio track for review purposes
- Write over video

#### LinQ software

- Display and control a networked laptop from an interactive pen display

### Warranty

- **Two-year warranty** (parts and labor)

\* For specific Mac OS operating system features, visit [www.smarttech.com/sbsoftwareformac](http://www.smarttech.com/sbsoftwareformac).

# Multimedia Cabinets

## Expression multimedia cabinets simplify equipment integration and secure resources.

Having the latest in multimedia equipment is important. Organizing it so that people will get maximum use out of it is essential. Expression multimedia cabinets bring ease of use and peace of mind with two mobile, secure models.

### In Class

Expression multimedia cabinets give instructors the freedom to incorporate a variety of media into lectures and presentations without needing to set up or struggle with equipment in the middle of class.

The wired, mobile cabinets include space for the multimedia equipment classrooms need. After initial setup, instructors simply power up and begin. They can view websites, play CDs or DVDs, or give a presentation from a laptop without setup hassles. Switching between a laptop and a computer inside the cabinet is easy and uncomplicated thanks to the control panel, which adds flexibility without complexity.

### How It Works

Expression units feature projector integration, adjustable equipment shelving, integrated cabling and their own audio systems, so you only need

to connect equipment to the cabinet once. Once connected, multimedia equipment is securely stored behind locking doors to protect your investment.

A control panel with retractable cabling is located on top of the cabinet, making it easy to connect a laptop for guest speakers or student presentations. It also features a one-button volume control for all sources.

For added flexibility, a first-surface mirror reduces the distance needed between your projector and a screen. Durable locking casters make it easy to reposition the cabinet for a variety of purposes.

### Expression Cabinet at the University of Michigan

"Because everything is in one box with the Expression multimedia cabinet, there are fewer 'machines' in the way. This is very helpful. It's also easy to switch from one device to another."

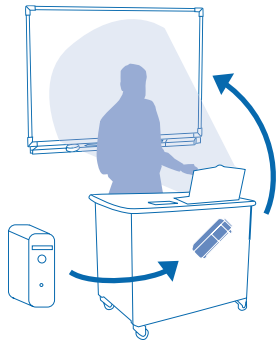
Edgar Torres, Physical Therapy  
University of Michigan-Flint







[www.smarttech.com/expression103](http://www.smarttech.com/expression103)



Audio optimal for approximately 35 people

# Expression 103

## Multimedia Cabinet

This compact model is an easy-to-use teaching station with built-in projector support.

### Dimensions

Size	41" W x 35 1/2" H x 27 1/8" D (104.1 cm x 90.2 cm x 68.9)
------	--

### Features

- **Audio system** includes stereo-amplified speakers, a three-source mixer and a single volume control for all sources
- **Projector support** securely stores your projector and includes a first-surface mirror that reduces the distance needed between the projector and screen
- **Key locks** secure equipment within the cabinet
- **Control panel** provides access to volume control and source-select button
- **Adjustable shelving** stores equipment securely
- **Locking casters** enable easy repositioning
- **Connection panel** includes power outlet and retractable cabling to connect a laptop
- **X-Port 10 multimedia switch** toggles data, audio and video between a laptop and internal PC
- **Finish options** include American natural, Brittany blue (shown) or gray

### Options

- **Flip-up shelf**
- **Wireless kit** (for connection to a SMART Board interactive whiteboard)
- **Rack-mount kit**

### Warranty

- **One-year warranty** (parts and labor)

# Expression 503

## Multimedia Cabinet

The 503 is a full-sized multimedia cabinet, providing easy access to equipment and ample storage space.

### Dimensions

Size	54" W x 33 1/2" H x 29 1/2" D (137.2 cm x 85.1 cm x 73.7 cm)
------	---

### Features

- **Audio system** includes stereo-amplified speakers, a three-source mixer and a single volume control for all sources
- **Projector support** securely stores your projector and includes a first-surface mirror that reduces the distance needed between the projector and screen
- **Key locks** secure equipment within the cabinet
- **Adjustable shelving** includes one pull-out shelf and three adjustable shelves
- **Locking casters** enable easy repositioning
- **Control panel** enables you to connect a laptop, switch between a laptop and computer, and adjust the volume for all sources
- **Connection panel** connects the unit to a SMART Board interactive whiteboard, projector, network and external audio system
- **X-Port 10 multimedia switch** toggles data, audio and video between a laptop and internal PC

### Options

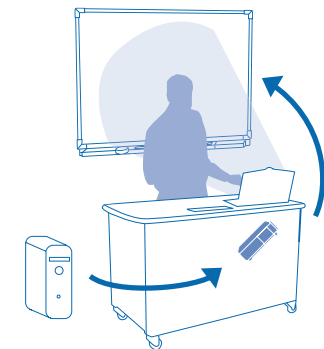
- **Wireless kit** (for connection to a SMART Board interactive whiteboard)

### Warranty

- **One-year warranty** (parts and labor)



[www.smarttech.com/expression503](http://www.smarttech.com/expression503)



Audio optimal for approximately 35 people



# SynchronEyes

## Computer-Lab Instruction Software

### Keep students on task in your computer labs.

Ensure students get the most out of their lab time with software that enables instructors to monitor progress, block Internet access and communicate with students – all from their desktop. They can view all student screens, send and receive information

or quizzes, create structured chat environments and more. With no extra hardware required, SynchronEyes software provides flexible solutions to the challenges of keeping a large group on task in a computer lab.

#### Features

##### Take Control

- View all student screens from your desktop
- Lock student computers to focus attention
- Block access to the Internet or specific applications
- Capture student screens with time and date stamps
- Control student computers from your desktop
- Shut down or restart all computers at once

##### Customize Options

- Group students into teams
- Block questions, chatting and file-transfer functions
- Switch languages easily

##### Guide Lessons

- Create quizzes and distribute, collect and mark them automatically
- Broadcast your screen or any student screen
- Transfer files between computers
- Launch applications on student computers

##### Interact with Students

- Respond to student questions
- Create chat sessions and monitor them from your computer
- Poll students with voting options
- Send messages to the entire class

Try it for free at [www.smarttech.com/synchroneyes](http://www.smarttech.com/synchroneyes).

#### System Requirements

##### Teacher Station

- Pentium® II 350 MHz processor or equivalent
- 128 MB of RAM
- Windows® 98, 2000, Me, XP or Windows NT® 4.0 SP6
- 15 MB of free hard disk space
- 800 x 600 or higher resolution display with full color
- Microsoft Internet Explorer 5.0 or higher

##### Student Station

- Pentium 200 MHz processor or equivalent
- 64 MB of RAM
- Windows 98, 2000, Me, XP or Windows NT 4.0 SP6
- 5 MB of free hard disk space
- 640 x 480 or higher resolution display with 256 colors
- Microsoft Internet Explorer 5.0 or higher

##### Network

- 10 megabits per second TCP/IP network (subnet recommended)



# Bridgit

## Conferencing Software

Information may be complex, but conferencing shouldn't be.

With just a PC, Internet access and a simple download, faculty and students can share information in real time from a classroom, lab or office computer. Bridgit software also integrates

with SMART Board interactive whiteboards and Sympodium interactive pen displays, so anyone attending a conference can write directly into a single, easy-to-share Notebook file.

### Features

#### Simple Sharing

- Connect quickly to anyone with an Internet connection. You can start or join a conference at any time.
- Share desktops instantly and alternate desktop sharing. Participants can see any program you run on your desktop, including spreadsheets, presentations and websites.
- Highlight information by writing over a shared desktop. More than one participant can write at the same time.
- Direct attention with spotlight and pointer tools
- Send invitations with an automatic e-mail

#### Flexible Choices

- Add video with multipoint webcam support
- Take control of another participant's desktop to demonstrate a solution or provide technical assistance
- Switch languages by choosing from 13 interface options
- Integrate with a SMART Board interactive whiteboard so all participants can write directly into a Notebook file

#### Secure Environment

- Protect information with password options and SSL encryption – the same security used by online banking systems

Try it for free at [www.smarttech.com/bridgit](http://www.smarttech.com/bridgit).

#### System Requirements

##### PC Requirements

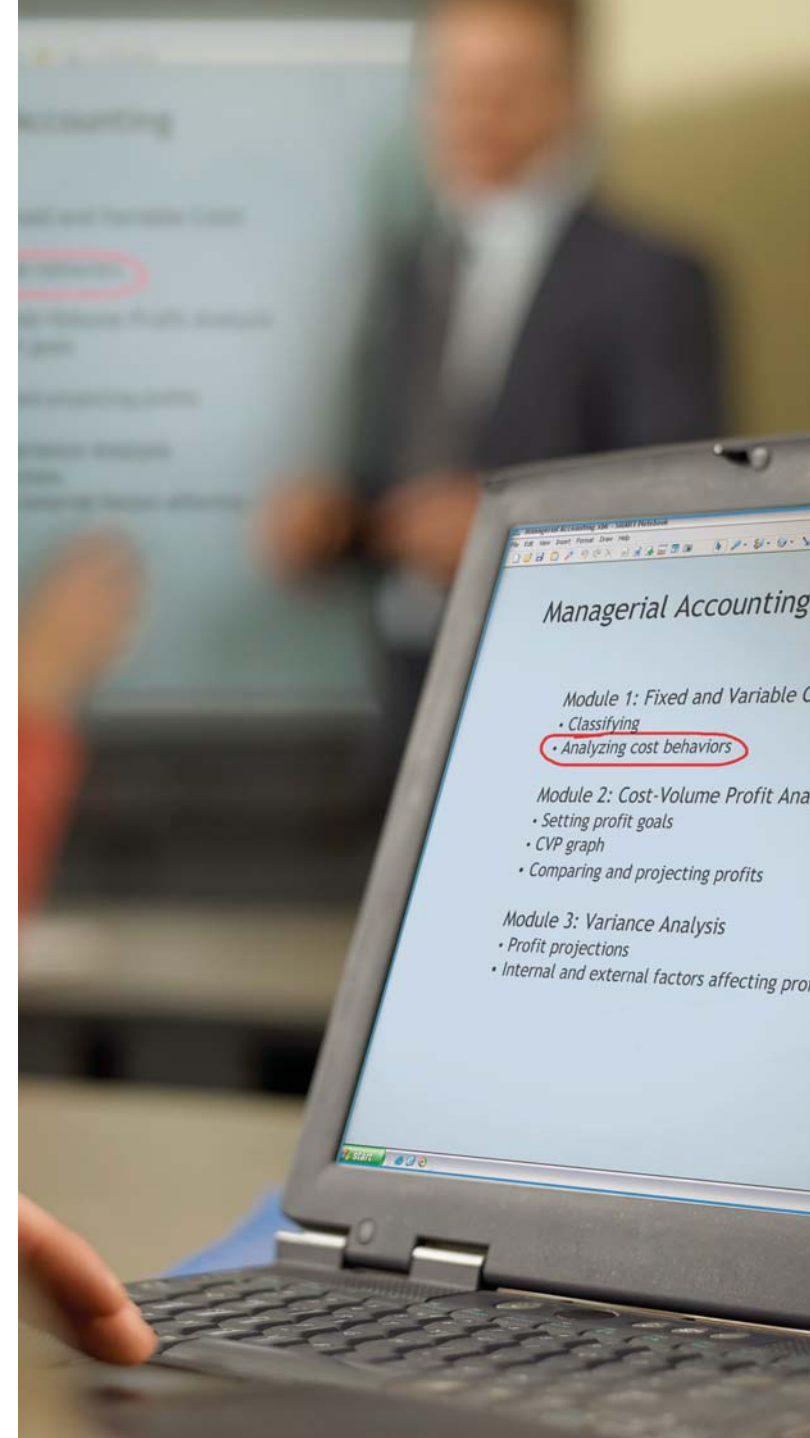
- 128 MB RAM (256 MB RAM for webcam support)
- Pentium II 266 MHz processor or equivalent
- Windows 98, 2000, Me, XP or Windows NT 4.0 operating system
- 56 Kbps Internet connection

##### Server Requirements

- 500 MHz Pentium III processor
- Windows NT 4.0 (SP6a or equivalent), Windows 2000, Windows XP or Windows Server™ 2003 operating system

##### Network

- 10 megabits per second TCP/IP network (subnet recommended)





# Buying SMART

SMART's commitment to you includes award-winning products, solid, no-small-print warranties, flexible training options, affordable pricing and knowledgeable technical support. With offices in Canada, the U.S., Germany and Japan, and resellers in over 75 countries worldwide, SMART offers reputable, global support to hundreds of thousands of customers.

## Free SMART Board Software Upgrades

Available for Windows, Macintosh®, UNIX® and Linux systems, SMART Board software works with all the applications you normally use. All upgrades are free, so your investment improves over time instead of becoming obsolete.

## Worldwide Service

SMART products are sold by resellers and distributors worldwide. A reseller in your area can give you local, hands-on service, support and integration expertise, and advise you on complementary products. To find a reseller in your area, visit [www.smarttech.com](http://www.smarttech.com), e-mail [info@smarttech.com](mailto:info@smarttech.com) or call 1.888.42.SMART.

## SMARTer Kids™ Foundation at [www.smarterkids.org](http://www.smarterkids.org)

Noncompetitive grants for technology products are available. The foundation also sponsors SMARTer Kids Research, the longest-running interactive whiteboard research program, and programs for pre-service and in-service teachers.

## SMART Training at [www.smarttech.com/trainingcenter](http://www.smarttech.com/trainingcenter)

SMART offers online training materials, in-person training events and online sessions.

### Research Assistance Program at [www.smarttech.com/researchcommunity](http://www.smarttech.com/researchcommunity)

SMART supports the research efforts of professors and graduate students through the loan of SMART products.

### SMART Ideas® Software at [www.smarttech.com/smartideas](http://www.smarttech.com/smartideas)

One free copy of SMART Ideas concept-mapping software is included with all SMART Board interactive whiteboards and Sympodium interactive pen displays. A free 30-day trial is also available.

### EDCompass™ Website at [www.edcompass.smarttech.com](http://www.edcompass.smarttech.com)

Education faculty can benefit from an online community of educators using SMART products, including information about professional development and research studies, and advice about using technology in teaching.

#### Research at Georgia Tech

A custom-designed SMART Board interactive whiteboard is facilitating research into virtual rear projection, a breakthrough in front-projection technology, at the Georgia Institute of Technology.





### Corporate Headquarters

1207 – 11th Avenue SW, Suite 300  
Calgary, AB T3C 0M5  
CANADA  
Tel. 1.888.42.SMART or +1.403.245.0333

### New York City

SMART Technologies Corporation  
200 Lexington Avenue  
11th Floor, Suite 1110  
New York, NY 10016  
Tel. 212.696.9762

### Washington, DC

SMART Technologies Corporation  
1655 North Fort Myer Drive  
Suite 1120  
Arlington, VA 22209  
Tel. 1.866.766.6927

### Germany

SMART Technologies (Germany) GmbH  
In der Raste 12  
D-53129 Bonn GERMANY  
Tel. 0228.3500.90

### Japan

SMART Technologies (Japan) Inc.  
2nd Floor, Tokyo Tatemono Dai-2  
Iwamoto-cho Bldg.  
2 Kanda Iwamoto-cho  
Chiyoda-ku, Tokyo  
101-0033 JAPAN  
Tel. 03.5298.8886

## See SMART Products in Action

Visit [www.smarttech.com](http://www.smarttech.com), e-mail [info@smarttech.com](mailto:info@smarttech.com) or call 1.888.42.SMART (+1.403.245.0333) to arrange for a demo, request pricing and receive free software trials.

[www.smarttech.com](http://www.smarttech.com)

[info@smarttech.com](mailto:info@smarttech.com)

1.888.42.SMART

Authorized SMART reseller