

2017 ENTERPRISE NETWORKS

CORE PRODUCTS



CORNING

2017 Calendar

JANUARY

Sun	Mon	Tue	Wed	Thu	Fri	Sat
1	2	3	4	5	6	7
8	9	10	11	12	13	14
15	16	17	18	19	20	21
22	23	24	25	26	27	28
29	30	31				

FEBRUARY

Sun	Mon	Tue	Wed	Thu	Fri	Sat
			1	2	3	4
5	6	7	8	9	10	11
12	13	14	15	16	17	18
19	20	21	22	23	24	25
26	27	28				

MARCH

Sun	Mon	Tue	Wed	Thu	Fri	Sat
			1	2	3	4
5	6	7	8	9	10	11
12	13	14	15	16	17	18
19	20	21	22	23	24	25
26	27	28	29	30	31	

APRIL

Sun	Mon	Tue	Wed	Thu	Fri	Sat
						1
2	3	4	5	6	7	8
9	10	11	12	13	14	15
16	17	18	19	20	21	22
23	24	25	26	27	28	29
30						

MAY

Sun	Mon	Tue	Wed	Thu	Fri	Sat
	1	2	3	4	5	6
7	8	9	10	11	12	13
14	15	16	17	18	19	20
21	22	23	24	25	26	27
28	29	30	31			

JUNE

Sun	Mon	Tue	Wed	Thu	Fri	Sat
			1	2	3	
4	5	6	7	8	9	10
11	12	13	14	15	16	17
18	19	20	21	22	23	24
25	26	27	28	29	30	

JULY

Sun	Mon	Tue	Wed	Thu	Fri	Sat
						1
2	3	4	5	6	7	8
9	10	11	12	13	14	15
16	17	18	19	20	21	22
23	24	25	26	27	28	29
30	31					

AUGUST

Sun	Mon	Tue	Wed	Thu	Fri	Sat
	1	2	3	4	5	
6	7	8	9	10	11	12
13	14	15	16	17	18	19
20	21	22	23	24	25	26
27	28	29	30	31		

SEPTEMBER

Sun	Mon	Tue	Wed	Thu	Fri	Sat
					1	2
3	4	5	6	7	8	9
10	11	12	13	14	15	16
17	18	19	20	21	22	23
24	25	26	27	28	29	30

OCTOBER

Sun	Mon	Tue	Wed	Thu	Fri	Sat
1	2	3	4	5	6	7
8	9	10	11	12	13	14
15	16	17	18	19	20	21
22	23	24	25	26	27	28
29	30	31				

NOVEMBER

Sun	Mon	Tue	Wed	Thu	Fri	Sat
			1	2	3	4
5	6	7	8	9	10	11
12	13	14	15	16	17	18
19	20	21	22	23	24	25
26	27	28	29	30		

DECEMBER

Sun	Mon	Tue	Wed	Thu	Fri	Sat
						1
2						
3	4	5	6	7	8	9
10	11	12	13	14	15	16
17	18	19	20	21	22	23
24	25	26	27	28	29	30
31						



Contents

Connect to an easier way to specify, purchase, and install your local area network (LAN) or data center. Our products are readily available and highly compatible to reduce the time and effort you spend on your end-to-end optical infrastructure.

For easy reference, we've listed our most popular LAN and data center products along with ordering information. This tip-to-tip offering reflects our most frequently ordered products. Even better, they're the same products that our authorized distributors stock for the fastest lead times.

Also included on the following pages is information about our newest products for 2017 and a summary of the innovative resources we've created to help save you time and money – because products are only part of what it takes to make your LAN or data center successful.

What's New
Local Area Networks
Data Centers

SEE the LIGHT® Fiber Optic Training
Member Programs
Authorized Distributors
Technology Alliances
Engineering and Project Services
Tools and Resources



What's New

Connect to More Value

Corning's award-winning EDGE8™ solution is the industry's first modular, tip-to-tip optical cabling system to feature a Base-8 design to maximize per-rack-unit density for better network scalability and improved link performance. And now our EDGE8 solution delivers even more value – more applications, more options, more flexibility, more security, and more ways to seamlessly migrate to 40, 100, and even 400G.



EDGE8 port tap modules and harnesses



EDGE8 high-fiber-count trunks



EDGE8 FX housing



Fiber to the Edge

The benefits of fiber are clear for the future of your network infrastructure, but there are immediate gains you can realize today from a smart, fiber-deep investment. When you install fiber all the way to the edge of your LAN, you can deliver high-bandwidth, low-latency – i.e. buffer-free – Wi-Fi access on all of your users' devices. At the same time, you can backhaul IP- and RF-based traffic over a converged fiber pathway ... think IPTV, security surveillance, and cellular communications. Add the composite cable-enabled space savings of remote-powered applications, and you have a business case for fiber to the edge that's too strong to put off. It's why we saw rapid adoption in 2016, particularly in hospitality, healthcare, and higher education applications. Let's collaborate to see how we can find more value in your network infrastructure in 2017.

Connect with us at www.corning.com/wirelessnetworks



Local Area Networks

We offer a complete line of fiber-to-the-edge solutions for every part of your optical local area network including cables, connectors, hardware, and accessories.



Don't see what you're looking for? Visit our online product catalog at <http://catalog.corning.com/opcomm> for product information that's easy to find, download, or print as needed.

Transmission Performance

OM1

62.5 μ m multimode fiber

OM3

50 μ m multimode fiber

OM4

50 μ m multimode fiber

OS2

Single-mode fiber

Transmission Performance

	OM1	OM3	OM4	OS2
Optical Fiber Type	62.5 μm Multimode	50 μm Multimode	50 μm Multimode	Single-Mode
Wavelength (nm)	850/1300	850/1300	850/1300	1310/1550
Maximum Loose Tube Attenuation (dB/km)	3.4/1.0	3.0/1.0	3.0/1.0	0.4/0.3
Maximum Tight-Buffered Cabled Attenuation (dB/km)	2.8/1.0	2.8/1.0*	2.8/1.0*	0.65/0.5
Minimum Overfilled Launch Bandwidth (MHz•km)	200/500	1500/500	3500/500	–/–
Minimum Effective Modal Bandwidth (MHz•km)	2200/–	2000/–	4700/–	–/–

	OM1	OM3	OM4	OS2
Serial 1 Gigabit Ethernet Distance (m)	300/550	1000/600	1000/600	5000/–
Serial 10 Gigabit Ethernet Distance (m)	33/–	300/–	550/– [†]	10000/40000
Serial 40 Gigabit Ethernet Distance (m)	–/–	100/–	150/–	10000 (40GBASE-LR4)
Serial 100 Gigabit Ethernet Distance (m)	–/–	100/–	150/–	10000 (100GBASE-LR4) 40000 (100GBASE-ER4)

*FREEDM® LST™ cable attenuation is 3.0/1.0.

[†]IEEE 802.3 specifies a maximum distance of 400 m for 10GBASE-SR transmission. 550 m is considered an acceptable engineered-length distance utilizing a complete Corning solution.

OM1 (62.5 μm Multimode Fiber)

Cables

Indoor Cable							
MIC® Cable (Non-Armored)		MIC DX Armored Cable (Nonmetallic)		MIC Interlocking Armored Cable (Metallic)		2.0 mm Zipcord Cable	
Riser	Plenum	Plenum		Riser	Plenum	Riser	Plenum
006K81-31130-24	006K88-31130-29	006K88-31130-D3		006K81-31130-A1	006K88-31130-A3	002K51-31330-24	002K58-31330-24
012K81-33130-24	012K88-33130-29	012K88-33130-D3		012K81-33130-A1	012K88-33130-A3		
024K81-33130-24	024K88-33130-29	024K88-33130-D3		024K81-33130-A1	024K88-33130-A3		

Indoor/Outdoor Cable						Outdoor Cable	
FREEDM® One Cable		FREEDM LST™ Cable		FREEDM Loose Tube Cable		ALTOS® Cable with FastAccess® Technology	
Riser	Plenum	Riser	Plenum	Riser	Plenum	OSP	
024K8F-31130-29	024K8P-31130-29	006KSF-T4130D20	006KSP-T4130D20	024KUF-T4130D20	024KWP-T4130D20	024KU4-T4730D20	
048K8F-61130-29	048K8P-61130-29	012KSF-T4130D20	012KSP-T4130D20	048KUF-T4130D20	048KWP-T4130D20	048KU4-T4730D20	
072K8F-T3130-29	072K8P-T3130-29	024KSF-T4130D20	N/A	072KUF-T4130D20	072KWP-T4130D20	072KU4-T4730D20	
096K8F-Y3130-29	096K8P-Y3130-29						
144K8F-Y3130-29	144K8P-Y3130-29						

Panels/Cassettes

Standard Panels				Pigtailed Cassettes for CCH and WCH Fiber Optic Hardware			
Fiber Count	LC	SC Duplex	ST® Compatible	Fiber Count	LC	SC Duplex	ST Compatible
6	CCH-CP06-A8	CCH-CP06-91	CCH-CP06-15T	6	Available*	Available*	Available*
12	CCH-CP12-A8	CCH-CP12-91	CCH-CP12-15T	12	Available*	Available*	Available*
24	CCH-CP24-A8	N/A	N/A	24	Available*	N/A	N/A

*Available with lead time. Refer to LAN-1129-EN.

Hardware

Connectors

Tool Kits

Rack-Mountable Hardware		Termination	Performance	LC	SC	ST Compatible	Tool Kits	
CCH-01U	Closet Connector Housing, 1U, accepts up to two CCH panels or cassettes	UniCam® Connectors	High Performance (0.5 dB maximum)	95-000-99*	95-000-41*	95-000-51*	UniCam High-Performance Tool Kit	TKT-UNICAM-PFC
CCH-02U	Closet Connector Housing, 2U, accepts up to four CCH panels or cassettes	UniCam Connectors	Standard Performance (0.75 dB maximum)	N/A	95-000-40*	95-000-50	UniCam Standard-Performance Tool Kit	TKT-UNICAM
CCH-03U	Closet Connector Housing, 3U, accepts up to six CCH panels or cassettes	Anaerobic Connectors	Standard Performance	95-101-98-SP*	95-101-41-SP*	95-101-52-SP	Anaerobic Tool Kit	TKT-ANAEROBIC2
CCH-04U	Closet Connector Housing, 4U, accepts up to 12 CCH panels or cassettes	*Add "-Z" to UniCam connector part number for 25/pack organizer pack (i.e. 95-000-99-Z). Includes boots for 900 μm only.						
							Anaerobic Consumables	TKT-ANAEROBIC2-C



OM1 (62.5 μm Multimode Fiber)

Hardware

Wall-Mountable Hardware		Hardware Accessories	
SPH-01P	Single-Panel Housing, holds one CCH connector panel	SPH-DIN-KIT	DIN Rail Mounting Kit for SPH
WCH-02P	Wall-Mountable Connector Housing, holds two CCH connector panels or cassettes	ICH-SPLC-2	Splice Tray Holder for ICH-02P
WCH-04P	Wall-Mountable Connector Housing, holds four CCH connector panels or cassettes	ICH-SPLC-6	Splice Tray Holder for ICH-06P
WCH-06P	Wall-Mountable Connector Housing, holds six CCH connector panels or cassettes	CCHA-LOCK-KIT	Hardware Lock Kit for CCH and WCH housings only
EDC-02P-NH*	Environmental Distribution Center, holds two CCH connector panels, NEMA 4X	HDWR-LOCK-KIT	Hardware Lock Kit for LANscape® hardware (not CCH or WCH)
EDC-06P-NH*	Environmental Distribution Center, holds six CCH connector panels, NEMA 4X	HDWR-GRND-KIT	Hardware Grounding Kit for LANscape hardware
EDC-12P-NH*	Environmental Distribution Center, holds 12 CCH connector panels, NEMA 4X	Cassettes/Splice Trays	
ICH-02P	Industrial Connector Housing, holds two CCH connector panels, NEMA 35	CCH-CS	Splice Cassette, holds one CCH connector panel and up to 24 heat-shrink fusion splices
ICH-06P	Industrial Connector Housing, holds six CCH connector panels, NEMA 35	CCH-CF	Termination Cassette, holds one CCH connector panel and up to 24 field terminations
ICH-12P	Industrial Connector Housing, holds 12 CCH connector panels, NEMA 35	M67-048	Splice Tray, holds 12 heat-shrink fusion splices, for LANscape splice closures
		M67-076	Splice Tray, holds 12 heat-shrink fusion splices, for LANscape rack-mountable housings
		M67-110	Splice Tray, holds 12 heat-shrink fusion splices, for LANscape wall-mountable housings

*EDC also available for order in stainless steel.

Additional Products

2-Fiber Jumpers, Riser (3 m length)		Fan-Out Kits		Consumables	
050502K5120003M	LC Duplex to LC Duplex	FAN-BT25-06	Buffer Tube Fan-Out Kit, indoor, 6 fibers, 25-in legs, for use in temperature-controlled environments only	FCC-WIPES	Fiber Optic Wipes
575702K5120003M	SC Duplex to SC Duplex	FAN-BT25-12	Buffer Tube Fan-Out Kit, indoor, 12 fibers, 25-in legs, for use in temperature-controlled environments only	FCC-CLEANER-FIBER	Fiber Optic Cleaning Fluid
505002K5120003M	ST® Compatible to ST Compatible	FAN-OD25-06	Buffer Tube Fan-Out Kit, outdoor, 6 fibers, 25-in legs, for use in all applications	CLEANER-PORT-LC	Single-Fiber Port Cleaner, LC and keyed LC
055702K5120003M	LC Duplex to SC Duplex	FAN-OD25-12	Buffer Tube Fan-Out Kit, outdoor, 12 fibers, 25-in legs, for use in all applications	CLEANER-PORT-2.5	Single-Fiber Port Cleaner, SC and ST compatible
505702K5120003M	ST Compatible to SC Duplex			2806031-01	Heat-Shrink Fusion Splice Protectors, single-fiber, 60 mm long, Qty 50
Splice Closures					
SCF-4C18-01-36	SCF Splice Closure, 36-splice capacity, trays included				
SCF-6C22-01-72	SCF Splice Closure, 72-splice capacity, trays included				
SCG-8C18-01	SCF Splice Closure with gel-sealed end cap, 144-splice capacity, 6 ports, 8-in diameter x 18-in length				
Test Equipment					
CHECKPOINT PRO	Fiber Traffic Identifier with indicator				
VFL-350	Visual Fault Locator, 2.5 mm ferrule adapter				

Enterprise Networks Core Products | 9

OM3 50 μm
Multimode Fiber

OM3 (50 μm Multimode Fiber)

Cables

Indoor Cable							
MIC® Cable (Non-Armored)		MIC DX Armored Cable (Nonmetallic)		MIC Interlocking Armored Cable (Metallic)		2.0 mm Zipcord Cable	
Riser	Plenum	Plenum		Riser	Plenum	Riser	Plenum
006T81-31180-24	006T88-31180-29	006T88-31180-D3		006T81-31180-A1	006T88-31180-A3	002T51-31380-24	002T58-31380-24
012T81-33180-24	012T88-33180-29	012T88-33180-D3		012T81-33180-A1	012T88-33180-A3		
024T81-33180-24	024T88-33180-29	024T88-33180-D3		024T81-33180-A1	024T88-33180-A3		

Indoor/Outdoor Cable						Outdoor Cable	
FREEDM® One Cable		FREEDM LST™ Cable		FREEDM Loose Tube Cable		ALTOS® Cable with FastAccess® Technology	
Riser	Plenum	Riser	Plenum	Riser	Plenum	OSP	
024T8F-31180-29	024T8P-31180-29	006TSF-T4180D20	006TSP-T4180D20	024TUF-T4180D20	024TWP-T4180D20	024TU4-T4780D20	
048T8F-61180-29	048T8P-61180-29	012TSF-T4180D20	012TSP-T4180D20	048TUF-T4180D20	048TWP-T4180D20	048TU4-T4780D20	
072T8F-T3180-29	072T8P-T3180-29	024TSF-T4180D20	N/A	072TUF-T4180D20	072TWP-T4180D20	072TU4-T4780D20	
096T8F-Y3180-29	096T8P-Y3180-29						
144T8F-Y3180-29	144T8P-Y3180-29						

Panels/Cassettes

Standard Panels				Pigtailed Cassettes for CCH and WCH Fiber Optic Hardware			
Fiber Count	LC	SC Duplex	ST® Compatible	Fiber Count	LC	SC Duplex	ST Compatible
6	CCH-CP06-E4	CCH-CP06-E7	CCH-CP06-H3	6	Available*	Available*	Available*
12	CCH-CP12-E4	CCH-CP12-E7	CCH-CP12-H3	12	CCH-CS12-E4-P00TE	Available*	Available*
24	CCH-CP24-E4	N/A	N/A	24	CCH-CS24-E4-P00TE	N/A	N/A

*Available with lead time. Refer to LAN-1129-EN.

Hardware

Rack-Mountable Hardware	
CCH-01U	Closet Connector Housing, 1U, accepts up to two CCH panels or cassettes
CCH-02U	Closet Connector Housing, 2U, accepts up to four CCH panels or cassettes
CCH-03U	Closet Connector Housing, 3U, accepts up to six CCH panels or cassettes
CCH-04U	Closet Connector Housing, 4U, accepts up to 12 CCH panels or cassettes

Connectors

Termination	Performance	LC	SC	ST Compatible
UniCam® Connectors	High Performance (0.5 dB maximum)	95-050-99-X*	95-050-41-X*	95-050-51-X*
Anaerobic Connectors	Standard Performance	95-051-98-SP-X	95-051-41-SP-X	95-051-52-SP-X

*Add "-Z" to UniCam connector part number for 25/pack organizer pack (i.e. 95-050-99-Z). Includes boots for 900 μm only.

Tool Kits

Tool Kits	
UniCam High-Performance Tool Kit	TKT-UNICAM-PFC
UniCam Standard-Performance Tool Kit	TKT-UNICAM
Anaerobic Tool Kit	TKT-ANAEROBIC2
Anaerobic Consumables	TKT-ANAEROBIC2-C



OM3 (50 μm Multimode Fiber)

Hardware

Wall-Mountable Hardware		Hardware Accessories	
SPH-01P	Single-Panel Housing, holds one CCH connector panel	SPH-DIN-KIT	DIN Rail Mounting Kit for SPH
WCH-02P	Wall-Mountable Connector Housing, holds two CCH connector panels or cassettes	ICH-SPLC-2	Splice Tray Holder for ICH-02P
WCH-04P	Wall-Mountable Connector Housing, holds four CCH connector panels or cassettes	ICH-SPLC-6	Splice Tray Holder for ICH-06P
WCH-06P	Wall-Mountable Connector Housing, holds six CCH connector panels or cassettes	CCHA-LOCK-KIT	Hardware Lock Kit for CCH and WCH housings only
EDC-02P-NH*	Environmental Distribution Center, holds two CCH connector panels, NEMA 4X	HDWR-LOCK-KIT	Hardware Lock Kit for LANscape® hardware (not CCH or WCH)
EDC-06P-NH*	Environmental Distribution Center, holds six CCH connector panels, NEMA 4X	HDWR-GRND-KIT	Hardware Grounding Kit for LANscape hardware
EDC-12P-NH*	Environmental Distribution Center, holds 12 CCH connector panels, NEMA 4X	Cassettes/Splice Trays	
ICH-02P	Industrial Connector Housing, holds two CCH connector panels, NEMA 35	CCH-CS	Splice Cassette, holds one CCH connector panel and up to 24 heat-shrink fusion splices
ICH-06P	Industrial Connector Housing, holds six CCH connector panels, NEMA 35	CCH-CF	Termination Cassette, holds one CCH connector panel and up to 24 field terminations
ICH-12P	Industrial Connector Housing, holds 12 CCH connector panels, NEMA 35	M67-048	Splice Tray, holds 12 heat-shrink fusion splices, for LANscape splice closures
		M67-076	Splice Tray, holds 12 heat-shrink fusion splices, for LANscape rack-mountable housings
		M67-110	Splice Tray, holds 12 heat-shrink fusion splices, for LANscape wall-mountable housings

*EDC also available for order in stainless steel.

Additional Products

2-Fiber Jumpers, Riser (3 m length)		Fan-Out Kits		Consumables	
050502T5120003M	LC Duplex to LC Duplex	FAN-BT25-06	Buffer Tube Fan-Out Kit, indoor, 6 fibers, 25-in legs, for use in temperature-controlled environments only	FCC-WIPES	Fiber Optic Wipes
575702T5120003M	SC Duplex to SC Duplex	FAN-BT25-12	Buffer Tube Fan-Out Kit, indoor, 12 fibers, 25-in legs, for use in temperature-controlled environments only	FCC-CLEANER-FIBER	Fiber Optic Cleaning Fluid
505002T5120003M	ST® Compatible to ST Compatible	FAN-OD25-06	Buffer Tube Fan-Out Kit, outdoor, 6 fibers, 25-in legs, for use in all applications	CLEANER-PORT-LC	Single-Fiber Port Cleaner, LC and keyed LC
055702T5120003M	LC Duplex to SC Duplex	FAN-OD25-12	Buffer Tube Fan-Out Kit, outdoor, 12 fibers, 25-in legs, for use in all applications	CLEANER-PORT-2.5	Single-Fiber Port Cleaner, SC and ST compatible
505702T5120003M	ST Compatible to SC Duplex			2806031-01	Heat-Shrink Fusion Splice Protectors, single-fiber, 60 mm long, Qty 50
Splice Closures					
SCF-4C18-01-36	SCF Splice Closure, 36-splice capacity, trays included				
SCF-6C22-01-72	SCF Splice Closure, 72-splice capacity, trays included				
SCG-8C18-01	SCF Splice Closure with gel-sealed end cap, 144-splice capacity, 6 ports, 8-in diameter x 18-in length				
Test Equipment					
CHECKPOINT PRO BIF	CheckPoint Pro for bend-insensitive, multimode, and single-mode fibers				
VFL-350	Visual Fault Locator, 2.5 mm adapter				

Enterprise Networks Core Products | 11

OM4 50 μm
Multimode Fiber

OM4 (50 µm Multimode Fiber)

Cables

Indoor Cable							
MIC® Cable (Non-Armored)		MIC DX Armored Cable (Nonmetallic)		MIC Interlocking Armored Cable (Metallic)		2.0 mm Zipcord Cable	
Riser	Plenum	Plenum		Riser	Plenum	Riser	Plenum
006T81-31190-24	006T88-31190-29	006T88-31190-D3		006T81-31190-A1	006T88-31190-A3	002T51-31390-24	002T58-31390-24
012T81-33190-24	012T88-33190-29	012T88-33190-D3		012T81-33190-A1	012T88-33190-A3		
024T81-33190-24	024T88-33190-29	024T88-33190-D3		024T81-33190-A1	024T88-33190-A3		

Indoor/Outdoor Cable						Outdoor Cable	
FREEDM® One Cable		FREEDM LST™ Cable		FREEDM Loose Tube Cable		ALTOS® Cable with FastAccess® Technology	
Riser	Plenum	Riser	Plenum	Riser	Plenum	OSP	
024T8F-31190-29	024T8P-31190-29	006TSF-T4190D20	006TSP-T4190D20	024TUF-T4190D20	024TWP-T4190D20	024TU4-T4790D20	
048T8F-61190-29	048T8P-61190-29	012TSF-T4190D20	012TSP-T4190D20	048TUF-T4190D20	048TWP-T4190D20	048TU4-T4790D20	
072T8F-T3190-29	072T8P-T3190-29	024TSF-T4190D20	N/A	072TUF-T4190D20	072TWP-T4190D20	072TU4-T4790D20	
096T8F-Y3190-29	096T8P-Y3190-29						
144T8F-Y3190-29	144T8P-Y3190-29						

Panels/Cassettes

Standard Panels				Pigtailed Cassettes for CCH and WCH Fiber Optic Hardware			
Fiber Count	LC	SC Duplex	ST® Compatible	Fiber Count	LC	SC Duplex	ST Compatible
6	CCH-CP06-E4	CCH-CP06-E7	CCH-CP06-H3	6	Available*	Available*	Available*
12	CCH-CP12-E4	CCH-CP12-E7	CCH-CP12-H3	12	CCH-CS12-E4-P00QE	Available*	Available*
24	CCH-CP24-E4	N/A	N/A	24	CCH-CS24-E4-P00QE	N/A	N/A

*Available with lead time. Refer to LAN-1129-EN.

Hardware

Rack-Mountable Hardware	
CCH-01U	Closet Connector Housing, 1U, accepts up to two CCH panels or cassettes
CCH-02U	Closet Connector Housing, 2U, accepts up to four CCH panels or cassettes
CCH-03U	Closet Connector Housing, 3U, accepts up to six CCH panels or cassettes
CCH-04U	Closet Connector Housing, 4U, accepts up to 12 CCH panels or cassettes

Connectors

Termination	Performance	LC	SC	ST Compatible
UniCam® Connectors	High Performance (0.5 dB maximum)	95-050-99-X*	95-050-41-X*	95-050-51-X*
Anaerobic Connectors	Standard Performance	95-051-98-SP-X	95-051-41-SP-X	95-051-52-SP-X

*Add "-Z" to UniCam connector part number for 25/pack organizer pack (i.e. 95-050-99-Z). Includes boots for 900 µm only.

Tool Kits

Tool Kits	
UniCam High-Performance Tool Kit	TKT-UNICAM-PFC
UniCam Standard-Performance Tool Kit	TKT-UNICAM
Anaerobic Tool Kit	TKT-ANAEROBIC2
Anaerobic Consumables	TKT-ANAEROBIC2-C



OM4 (50 μm Multimode Fiber)

Hardware

Wall-Mountable Hardware		Hardware Accessories	
SPH-01P	Single-Panel Housing, holds one CCH connector panel	SPH-DIN-KIT	DIN Rail Mounting Kit for SPH
WCH-02P	Wall-Mountable Connector Housing, holds two CCH connector panels or cassettes	ICH-SPLC-2	Splice Tray Holder for ICH-02P
WCH-04P	Wall-Mountable Connector Housing, holds four CCH connector panels or cassettes	ICH-SPLC-6	Splice Tray Holder for ICH-06P
WCH-06P	Wall-Mountable Connector Housing, holds six CCH connector panels or cassettes	CCHA-LOCK-KIT	Hardware Lock Kit for CCH and WCH housings only
EDC-02P-NH*	Environmental Distribution Center, holds two CCH connector panels, NEMA 4X	HDWR-LOCK-KIT	Hardware Lock Kit for LANscape® hardware (not CCH or WCH)
EDC-06P-NH*	Environmental Distribution Center, holds six CCH connector panels, NEMA 4X	HDWR-GRND-KIT	Hardware Grounding Kit for LANscape hardware
EDC-12P-NH*	Environmental Distribution Center, holds 12 CCH connector panels, NEMA 4X	Cassettes/Splice Trays	
ICH-02P	Industrial Connector Housing, holds two CCH connector panels, NEMA 35	CCH-CS	Splice Cassette, holds one CCH connector panel and up to 24 heat-shrink fusion splices
ICH-06P	Industrial Connector Housing, holds six CCH connector panels, NEMA 35	CCH-CF	Termination Cassette, holds one CCH connector panel and up to 24 field terminations
ICH-12P	Industrial Connector Housing, holds 12 CCH connector panels, NEMA 35	M67-048	Splice Tray, holds 12 heat-shrink fusion splices, for LANscape splice closures
		M67-076	Splice Tray, holds 12 heat-shrink fusion splices, for LANscape rack-mountable housings
		M67-110	Splice Tray, holds 12 heat-shrink fusion splices, for LANscape wall-mountable housings

*EDC also available for order in stainless steel.

Additional Products

2-Fiber Jumpers, Riser (3 m length)		Fan-Out Kits		Consumables	
050502Q5120003M	LC Duplex to LC Duplex	FAN-BT25-06	Buffer Tube Fan-Out Kit, indoor, 6 fibers, 25-in legs, for use in temperature-controlled environments only	FCC-WIPES	Fiber Optic Wipes
575702Q5120003M	SC Duplex to SC Duplex	FAN-BT25-12	Buffer Tube Fan-Out Kit, indoor, 12 fibers, 25-in legs, for use in temperature-controlled environments only	FCC-CLEANER-FIBER	Fiber Optic Cleaning Fluid
505002Q5120003M	ST® Compatible to ST Compatible	FAN-OD25-06	Buffer Tube Fan-Out Kit, outdoor, 6 fibers, 25-in legs, for use in all applications	CLEANER-PORT-LC	Single-Fiber Port Cleaner, LC and keyed LC
055702Q5120003M	LC Duplex to SC Duplex	FAN-OD25-12	Buffer Tube Fan-Out Kit, outdoor, 12 fibers, 25-in legs, for use in all applications	CLEANER-PORT-2.5	Single-Fiber Port Cleaner, SC and ST compatible
505702Q5120003M	ST Compatible to SC Duplex			2806031-01	Heat-Shrink Fusion Splice Protectors, single-fiber, 60 mm long, Qty 50
Splice Closures					
SCF-4C18-01-36	SCF Splice Closure, 36-splice capacity, trays included				
SCF-6C22-01-72	SCF Splice Closure, 72-splice capacity, trays included				
SCG-8C18-01	SCF Splice Closure with gel-sealed end cap, 144-splice capacity, 6 ports, 8-in diameter x 18-in length				
Test Equipment					
CHECKPOINT PRO BIF	CheckPoint Pro for bend-insensitive, multimode, and single-mode fibers				
VFL-350	Visual Fault Locator, 2.5 mm adapter				

Enterprise Networks Core Products | 13

OS2 (Single-Mode Fiber) Cables

Indoor Cable							
MIC® Cable (Non-Armored)		MIC DX Armored Cable (Nonmetallic)		MIC Interlocking Armored Cable (Metallic)		2.0 mm Zipcord Cable	
Riser	Plenum	Plenum		Riser	Plenum	Riser	Plenum
006E81-31131-24	006E88-31131-29	006E88-31131-D3		006E81-31131-A1	006E88-31131-A3	002E51-31331-24	002E58-31331-24
012E81-33131-24	012E88-33131-29	012E88-33131-D3		012E81-33131-A1	012E88-33131-A3		
024E81-33131-24	024E88-33131-29	024E88-33131-D3		024E81-33131-A1	024E88-33131-A3		

Indoor/Outdoor Cable						Outdoor Cable	
FREEDM® One Cable		FREEDM LST™ Cable		FREEDM Loose Tube Cable		ALTO5® Cable with Binderless* FastAccess® Technology	ALTO5 Lite™ Armored
Riser	Plenum	Riser	Plenum	Riser	Plenum		
024E8F-31131-29	024E8P-31131-29	006ESF-T4101D20	006ESP-T4101D20	024EU4F-T4101D20	024EWP-T4101D20	012ZU4-T4F22D20'	012EUC-T4101D20'
048E8F-61131-29	048E8P-61131-29	012ESF-T4101D20	012ESP-T4101D20	048EU4F-T4101D20	048EWP-T4101D20	024ZU4-T4F22D20'	024EUC-T4101D20'
072E8F-T3131-29	072E8P-T3131-29	024ESF-T4101D20	N/A	072EU4F-T4101D20	072EWP-T4101D20	048ZU4-T4F22D20'	048EUC-T4101D20'
096E8F-Y3131-29	096E8P-Y3131-29					072ZU4-T4F22D20'	072EUC-T4101D20'
144E8F-Y3131-29	144E8P-Y3131-29						

*Corning's patented binderless FastAccess® technology refers to the combination of a Corning FastAccess technology jacket with an innovative technology used to bind cable construction through the manufacturing process, eliminating the use of binder yarns and waterblocking tapes.
*Contain only Corning® SMF-28® Ultra fiber.

Panels/Cassettes

Standard Panels				Pigtailed Cassettes for CCH and WCH Fiber Optic Hardware			
Fiber Count	LC	SC Duplex	ST® Compatible	Fiber Count	LC	SC Duplex	ST Compatible
6	CCH-CP06-A9	CCH-CP06-59	CCH-CP06-19T	6	Available*	Available*	Available*
12	CCH-CP12-A9	CCH-CP12-59	CCH-CP12-19T	12	CCH-CS12-A9-P00RE	CCH-CS12-59-P00RE	CCH-CS12-6T-P00RE
24	CCH-CP24-A9	N/A	N/A	24	CCH-CS24-A9-P00RE	N/A	N/A

*Available with lead time. Refer to LAN-1129-EN.

Hardware

Rack-Mountable Hardware	
CCH-01U	Closet Connector Housing, 1U, accepts up to two CCH panels or cassettes
CCH-02U	Closet Connector Housing, 2U, accepts up to four CCH panels or cassettes
CCH-03U	Closet Connector Housing, 3U, accepts up to six CCH panels or cassettes
CCH-04U	Closet Connector Housing, 4U, accepts up to 12 CCH panels or cassettes

Connectors

Termination	Performance	LC	SC	ST Compatible
UniCam® Connectors UPC	High Performance (0.5 dB maximum)	95-200-99*	95-200-41*	95-200-51*
UniCam Connectors APC	High Performance (0.75 dB maximum)	95-200-94*	95-200-44*	N/A
Anaerobic Connectors	Standard Performance	95-201-98-5P	95-201-41-5P	95-201-52-5P

*Add "-Z" to UniCam connector part number for 25/pack organizer pack (i.e. 95-050-99-Z).
Includes boots for 900 µm only.

Tool Kits

Tool Kits	
UniCam High-Performance Tool Kit	TKT-UNICAM-PFC
UniCam Standard-Performance Tool Kit	TKT-UNICAM
Anaerobic Tool Kit	TKT-ANAEROBIC2
Anaerobic Consumables	TKT-ANAEROBIC2-C

OS2 (Single-Mode Fiber)

Hardware

Wall-Mountable Hardware		Hardware Accessories	
SPH-01P	Single-Panel Housing, holds one CCH connector panel	SPH-DIN-KIT	DIN Rail Mounting Kit for SPH
WCH-02P	Wall-Mountable Connector Housing, holds two CCH connector panels or cassettes	ICH-SPLC-2	Splice Tray Holder for ICH-02P
WCH-04P	Wall-Mountable Connector Housing, holds four CCH connector panels or cassettes	ICH-SPLC-6	Splice Tray Holder for ICH-06P
WCH-06P	Wall-Mountable Connector Housing, holds six CCH connector panels or cassettes	CCHA-LOCK-KIT	Hardware Lock Kit for CCH and WCH housings only
EDC-02P-NH*	Environmental Distribution Center, holds two CCH connector panels, NEMA 4X	HDWR-LOCK-KIT	Hardware Lock Kit for LANscape® hardware (not CCH or WCH)
EDC-06P-NH*	Environmental Distribution Center, holds six CCH connector panels, NEMA 4X	HDWR-GRND-KIT	Hardware Grounding Kit for LANscape hardware
EDC-12P-NH*	Environmental Distribution Center, holds 12 CCH connector panels, NEMA 4X	Cassettes/Splice Trays	
ICH-02P	Industrial Connector Housing, holds two CCH connector panels, NEMA 3S	CCH-CS	Splice Cassette, holds one CCH connector panel and up to 24 heat-shrink fusion splices
ICH-06P	Industrial Connector Housing, holds six CCH connector panels, NEMA 3S	CCH-CF	Termination Cassette, holds one CCH connector panel and up to 24 field terminations
ICH-12P	Industrial Connector Housing, holds 12 CCH connector panels, NEMA 3S	M67-048	Splice Tray, holds 12 heat-shrink fusion splices, for LANscape splice closures
		M67-076	Splice Tray, holds 12 heat-shrink fusion splices, for LANscape rack-mountable housings
		M67-110	Splice Tray, holds 12 heat-shrink fusion splices, for LANscape wall-mountable housings

*EDC also available for order in stainless steel.


Additional Products

2-Fiber Jumpers, Riser (3 m length)		Fan-Out Kits		Consumables	
040402G5120003M	LC Duplex to LC Duplex	FAN-BT25-06	Buffer Tube Fan-Out Kit, indoor, 6 fibers, 25-in legs, for use in temperature-controlled environments only	FCC-WIPES	Fiber Optic Wipes
727202G5120003M	SC Duplex to SC Duplex	FAN-BT25-12	Buffer Tube Fan-Out Kit, indoor, 12 fibers, 25-in legs, for use in temperature-controlled environments only	FCC-CLEANER-FIBER	Fiber Optic Cleaning Fluid
616102G5120003M	ST® Compatible to ST Compatible	FAN-OD25-06	Buffer Tube Fan-Out Kit, outdoor, 6 fibers, 25-in legs, for use in all applications	CLEANER-PORT-LC	Single-Fiber Port Cleaner, LC and keyed LC
047202G5120003M	LC Duplex to SC Duplex	FAN-OD25-12	Buffer Tube Fan-Out Kit, outdoor, 12 fibers, 25-in legs, for use in all applications	CLEANER-PORT-2.5	Single-Fiber Port Cleaner, SC and ST compatible
617202G5120003M	ST Compatible to SC Duplex			2806031-01	Heat-Shrink Fusion Splice Protectors, single-fiber, 60 mm long, Qty 50
Splice Closures					
SCF-4C18-01-36	SCF Splice Closure, 36-splice capacity, trays included				
SCF-6C22-01-72	SCF Splice Closure, 72-splice capacity, trays included				
SCG-8C18-01	SCF Splice Closure with gel-sealed end cap, 144-splice capacity, 6 ports, 8-in diameter x 18-in length				
Test Equipment					
CHECKPOINT PRO	Fiber Traffic Identifier with indicator				
VFL-350	Visual Fault Locator, 2.5 mm adapter				

Enterprise Networks Core Products | 15

Data Centers

Our solutions offer faster installation times and moves, adds, and changes, as well as 100 percent more density than competing preterminated systems.



To learn more, visit us at
www.corning.com/data-center

Transmission Performance/Insertion Loss

EDGE™ Solutions: OM3
50 μm multimode fiber

EDGE Solutions: OM4
50 μm multimode fiber

EDGE Solutions: OS2
Single-mode fiber

EDGE8™ Solutions: OM4
50 μm multimode fiber

EDGE8 Solutions: OS2
Single-mode fiber

Transmission Performance/Insertion Loss

	OM3/OM4	OS2	Maximum Insertion Loss (dB)	OM3/OM4	OS2
Optical Fiber Type	50 µm Multimode	Single-Mode	Connected Mated Pairs LC	0.10	0.25
Wavelength (nm)	850	1310/1550	MTP® Connector	0.25	0.35
Maximum Attenuation (dB/km)	2.8	0.4/0.3	Modules/Harnesses	0.5	1.0
Minimum Effective Modal Bandwidth (MHz•km)	2000/4700	– / –	EDGE8™ Modules/Harnesses	0.35	0.60

Ethernet Data Rate	Nomenclature	Fiber Type	Maximum Link Length (m)
1G	1000BASE-SX	OM3	1000
10G	10GBASE-SR	OM3/OM4	300/400
40G	40GBASE-SR4	OM3/OM4	100/150*
100G	100GBASE-SR10	OM3/OM4	100/150
100G	100GBASE-SR4	OM3/OM4	100/150

Fibre Channel Data Rate	Nomenclature	Fiber Type	Maximum Link Length (m)
4 Gb/s	400-M5E-SN-I	OM3	380
	400-M5F-SN-I	OM4	400
8 Gb/s	800-M5E-SN-I	OM3	150
	800-M5F-SN-I	OM4	190
16 Gb/s	1600-M5E-SN-I	OM3	100
	1600-M5F-SN-I	OM4	125
32 Gb/s	3200-M5E-SN-S	OM3	70
	3200-M5F-SN-I	OM4	100
128 Gb/s	128GTC-SW4	OM3	70*
	128GTC-SW4	OM4	100*

*Assumes connector loss budget of 1 dB.

EDGE™ Solutions: OM3 (50 μ m Multimode Fiber)

Trunks

Non-Armored Plenum Trunks, 33-in Leg Length, Non-Pinned MTP® to Non-Pinned MTP, Pulling Grip One Side	
Fiber Count	Catalog Part Number
12	G757512TPNDDUxxxF
24	G757524TPNDDUxxxF
48	G757548TPNDDUxxxF
72	G757572TPNDDUxxxF
96	G757596TPNDDUxxxF
144	G7575E4TPNDDUxxxF
192	G7575K2TPNDDUxxxF
216	G7575M6TPNDDUxxxF
288	G7575U8TPNDDUxxxF
432	G7575AKTPNDDUxxxF
576	G7575AZTPNDDUxxxF

- Notes:
- xxx = cable length of 005-999 ft.
 - 1-ft increments measured from furcation plug to furcation plug.
 - Lengths beyond 999 ft available.


Harnesses

Harnesses – Pinned	
H937912TPH-1AxxxF	EDGE™ Harness, type-A, pinned MTP to LC uniboot, OM3, plenum stagger 1, xxx ft
H937912TPH-2AxxxF	EDGE Harness, type-A, pinned MTP to LC uniboot, OM3, plenum stagger 2, xxx ft
H937912TPH-3AxxxF	EDGE Harness, type-A, pinned MTP to LC uniboot, OM3, plenum stagger 3, xxx ft
H937912TPH-4AxxxF	EDGE Harness, type-A, pinned MTP to LC uniboot, OM3, plenum 6-in uniform LC legs, stagger 4, xxx ft
H937912TPH-5AxxxF	EDGE Harness, type-A, pinned MTP to LC uniboot, OM3, plenum, stagger 5, xxx ft
Harnesses – Non-Pinned	
H757912TPH-1BxxxF	EDGE Harness, type-B, non-pinned MTP to LC uniboot, OM3, plenum, stagger 1, xxx ft
H757912TPH-2BxxxF	EDGE Harness, type-B, non-pinned MTP to LC uniboot, OM3, plenum, stagger 2, xxx ft
H757912TPH-3BxxxF	EDGE Harness, type-B, non-pinned MTP to LC uniboot, OM3, plenum, stagger 3, xxx ft
H757912TPH-4BxxxF	EDGE Harness, type-B, non-pinned MTP to LC uniboot, OM3, plenum 6-in uniform LC legs, stagger 4, xxx ft
H757912TPH-5BxxxF	EDGE Harness, type-B, non-pinned MTP to LC uniboot, OM3, plenum, stagger 5, xxx ft

- Notes:
- For stagger selection, reference applications engineering note AEN157.
 - xxx = harness length up to 20 ft.

Panels/Modules

Panels	
EDGE-CP24-E3	24-Fiber MTP Adapter Panel
EDGE-CP48-E3	48-Fiber MTP Adapter Panel
Modules	
ECM-UM12-05-93T	12-Fiber LC Duplex to Pinned MTP
Tap Modules	
ETM-5A-Q	EDGE Tap Module, type-A (LC to LC), OM4, 50/50 split ratio
ETM-5B-Q	EDGE Tap Module, type-B (MTP to LC), OM4, 50/50 split ratio
ETM-5C-Q	EDGE Tap Module, type-C (MTP to MTP), OM4, 50/50 split ratio
ETM-7A-Q	EDGE Tap Module, type-A (LC to LC), OM4, 70/30 split ratio
ETM-7B-Q	EDGE Tap Module, type-B (MTP to LC), OM4, 70/30 split ratio
ETM-7C-Q	EDGE Tap Module, type-C (MTP to MTP), OM4, 70/30 split ratio



Lead time in \leq 8 business days (excludes tap modules)

EDGE™ Solutions: OM3 (50 μm Multimode Fiber)

Hardware

Rack-Mountable Hardware	
EDGE-01U-SP	EDGE™ HD Housing, 1U, holds 12 modules or panels
EDGE-01U	EDGE HD Housing, 1U, holds eight modules or panels
EDGE-02U	EDGE HD Housing, 2U, holds 24 modules or panels
EDGE-04U	EDGE HD Housing, 4U, holds 48 modules or panels

Rack-Less Brackets	
EDGE-BKT-WT-2RU	EDGE Housing Mounting Bracket for wire tray, 2U
EDGE-BKT-WT-4RU	EDGE Housing Mounting Bracket for wire tray, 4U
EDGE-BKT-LR-2RU	EDGE Housing Mounting Bracket for ladder rack, 2U
EDGE-BKT-LR-4RU	EDGE Housing Mounting Bracket for ladder rack, 4U

Jumpers

OM3 Jumpers	
797902TD120001M	Reverse Polarity LC Uniboot Jumper, 1 m
797902TD120002M	Reverse Polarity LC Uniboot Jumper, 2 m
797902TD120003M	Reverse Polarity LC Uniboot Jumper, 3 m
050502T5120001M	LC Duplex Jumper, 1 m
050502T5120002M	LC Duplex Jumper, 2 m
050502T5120003M	LC Duplex Jumper, 3 m

Jumper in a Box	
7979-OM3-B70-01M	Reverse Polarity LC Uniboosts, 1 m, Qty 70
7979-OM3-B70-02M	Reverse Polarity LC Uniboosts, 2 m, Qty 70
7979-OM3-B70-03M	Reverse Polarity LC Uniboosts, 3 m, Qty 70
0505-ZR3-B70-01M	LC Duplex Jumpers, zipcord, 1 m, Qty 70
0505-ZR3-B60-02M	LC Duplex Jumpers, zipcord, 2 m, Qty 60
0505-ZR3-B50-03M	LC Duplex Jumpers, zipcord, 3 m, Qty 50

Non-Pinned MTP® to Non-Pinned MTP Jumper	
J757512TE8-NAxxxF	Type-A Jumper, xxx ft
J757512TE8-NBxxxF	Type-B Jumper, xxx ft
J757512TE8-NAxxxF	Type-A Jumper, xxx ft
J757512TE8-NBxxxF	Type-B Jumper, xxx ft

Non-Pinned MTP to Pinned MTP Jumper	
J759312TE8-NAxxxF	Type-A Jumper, xxx ft
J759312TE8-NBxxxF	Type-B Jumper, xxx ft
J759312TE8-NAxxxF	Type-A Jumper, xxx ft
J759312TE8-NBxxxF	Type-B Jumper, xxx ft


Pinned MTP to Pinned MTP Jumper	
J939312TE8-NAxxxF	Type-A Jumper, xxx ft
J939312TE8-NBxxxF	Type-B Jumper, xxx ft
J939312TE8-NAxxxF	Type-A Jumper, xxx ft
J939312TE8-NBxxxF	Type-B Jumper, xxx ft

Additional Products

Consumables		Test Equipment	
2104466-01	MTP Connector and Adapter Cleaner	CHECKPOINT PRO BIF	CheckPoint Pro for bend-insensitive, multimode, and single-mode fibers
CLEANER-PORT-2.5	Single-Fiber Port Cleaner, SC		
CLEANER-PORT-LC	Single-Fiber Port Cleaner, LC and keyed LC	VFL-350	Visual Fault Locator, 2.5 mm adapter

Notes:
 • xxx = jumper length.
 • For parallel optics and port breakout applications' pinning and polarity, please refer to AEN151 and AEN152.

EDGE Solutions



EDGE™ Solutions: OM4 (50 μ m Multimode Fiber)

Trunks

Non-Armored Plenum Trunks, 33-in Leg Length, Non-Pinned MTP® to Non-Pinned MTP, Pulling Grip One Side	
Fiber Count	Catalog Part Number
12	G757512QPNDUxxxF
24	G757524QPNDUxxxF
48	G757548QPNDUxxxF
72	G757572QPNDUxxxF
96	G757596QPNDUxxxF
144	G7575E4QPNDUxxxF
192	G7575K2QPNDUxxxF
216	G7575M6QPNDUxxxF
288	G7575U8QPNDUxxxF
432	G7575AKQPNDUxxxF
576	G7575AZQPNDUxxxF

Notes:

- xxx = cable length of 005-999 ft.
- 1-ft increments measured from furcation plug to furcation plug.
- Lengths beyond 999 ft available.

Harnesses

Harnesses – Pinned	
H937912QPH-1AxxxF	EDGE™ Harness, type-A, pinned MTP to LC uniboot, OM4, plenum stagger 1, xxx ft
H937912QPH-2AxxxF	EDGE Harness, type-A, pinned MTP to LC uniboot, OM4, plenum stagger 2, xxx ft
H937912QPH-3AxxxF	EDGE Harness, type-A, pinned MTP to LC uniboot, OM4, plenum stagger 3, xxx ft
H937912QPH-4AxxxF	EDGE Harness, type-A, pinned MTP to LC uniboot, OM4, plenum 6-in uniform LC legs, stagger 4, xxx ft
H937912QPH-5AxxxF	EDGE Harness, type-A, pinned MTP to LC uniboot, OM4, plenum, stagger 5, xxx ft
Harnesses – Non-Pinned	
H757912QPH-1BxxxF	EDGE Harness, type-B, non-pinned MTP to LC uniboot, OM4, plenum stagger 1, xxx ft
H757912QPH-2BxxxF	EDGE Harness, type-B, non-pinned MTP to LC uniboot, OM4, plenum stagger 2, xxx ft
H757912QPH-3BxxxF	EDGE Harness, type-B, non-pinned MTP to LC uniboot, OM4, plenum stagger 3, xxx ft
H757912QPH-4BxxxF	EDGE Harness, type-B, non-pinned MTP to LC uniboot, OM4, plenum 6-in uniform LC legs, stagger 4, xxx ft
H757912QPH-5BxxxF	EDGE Harness, type-B, non-pinned MTP to LC uniboot, OM4, plenum, stagger 5, xxx ft

Notes:


- For stagger selection, reference applications engineering note AEN157.
- xxx = harness length up to 20 ft.

Panels/Modules

Panels	
EDGE-CP24-E3	24-Fiber MTP Adapter Panel
EDGE-CP48-E3	48-Fiber MTP Adapter Panel

Modules	
ECM-UM12-05-93Q	12-Fiber LC Duplex to Pinned MTP
ECM-UM12-05-93Q-ULL	Ultra-Low-Loss 12-Fiber LC Duplex to Pinned MTP

Tap Modules	
ETM-5A-Q	EDGE Tap Module, type-A (LC to LC), OM4, 50/50 split ratio
ETM-5B-Q	EDGE Tap Module, type-B (MTP to LC), OM4, 50/50 split ratio
ETM-5C-Q	EDGE Tap Module, type-C (MTP to MTP), OM4, 50/50 split ratio
ETM-7A-Q	EDGE Tap Module, type-A (LC to LC), OM4, 70/30 split ratio
ETM-7B-Q	EDGE Tap Module, type-B (MTP to LC), OM4, 70/30 split ratio
ETM-7C-Q	EDGE Tap Module, type-C (MTP to MTP), OM4, 70/30 split ratio



Lead time in \leq 8 business days (excludes tap modules)

EDGE™ Solutions: OM4 (50 μm Multimode Fiber)

Hardware

Rack-Mountable Hardware	
EDGE-01U-SP	EDGE™ HD Housing, 1U, holds 12 modules or panels
EDGE-01U	EDGE HD Housing, 1U, holds eight modules or panels
EDGE-02U	EDGE HD Housing, 2U, holds 24 modules or panels
EDGE-04U	EDGE HD Housing, 4U, holds 48 modules or panels

Rack-Less Brackets	
EDGE-BKT-WT-2RU	EDGE Housing Mounting Bracket for wire tray, 2U
EDGE-BKT-WT-4RU	EDGE Housing Mounting Bracket for wire tray, 4U
EDGE-BKT-LR-2RU	EDGE Housing Mounting Bracket for ladder rack, 2U
EDGE-BKT-LR-4RU	EDGE Housing Mounting Bracket for ladder rack, 4U

Jumpers

OM4 Jumpers	
797902QD120001M	Reverse Polarity LC Uniboot Jumper, 1 m
797902QD120002M	Reverse Polarity LC Uniboot Jumper, 2 m
797902QD120003M	Reverse Polarity LC Uniboot Jumper, 3 m
050502Q5120001M	LC Duplex Jumper, 1 m
050502Q5120002M	LC Duplex Jumper, 2 m
050502Q5120003M	LC Duplex Jumper, 3 m

Jumper in a Box	
7979-OM4-B70-01M	Reverse Polarity LC Uniboots, 1 m, Qty 70
7979-OM4-B70-02M	Reverse Polarity LC Uniboots, 2 m, Qty 70
7979-OM4-B70-03M	Reverse Polarity LC Uniboots, 3 m, Qty 70
0505-ZR4-B70-01M	LC Duplex Jumpers, zipcord, 1 m, Qty 70
0505-ZR4-B60-02M	LC Duplex Jumpers, zipcord, 2 m, Qty 60
0505-ZR4-B50-03M	LC Duplex Jumpers, zipcord, 3 m, Qty 50

Non-Pinned MTP® to Non-Pinned MTP Jumper	
J757512QE8-NAxxxF	Type-A Jumper, xxx ft
J757512QE8-NBxxxF	Type-B Jumper, xxx ft
J757512QE8-NAxxxF	Type-A Jumper, xxx ft
J757512QE8-NBxxxF	Type-B Jumper, xxx ft

Non-Pinned MTP to Pinned MTP Jumper	
J759312QE8-NAxxxF	Type-A Jumper, xxx ft
J759312QE8-NBxxxF	Type-B Jumper, xxx ft
J759312QE8-NAxxxF	Type-A Jumper, xxx ft
J759312QE8-NB0xxxF	Type-B Jumper, xxx ft


Pinned MTP to Pinned MTP Jumper	
J939312QE8-NAxxxF	Type-A Jumper, xxx ft
J939312QE8-NBxxxF	Type-B Jumper, xxx ft
J939312QE8-NAxxxF	Type-A Jumper, xxx ft
J939312QE8-NBxxxF	Type-B Jumper, xxx ft

Additional Products

Consumables		Test Equipment	
2104466-01	MTP Connector and Adapter Cleaner	CHECKPOINT PRO BIF	CheckPoint Pro for bend-insensitive, multimode, and single-mode fibers
CLEANER-PORT-2.5	Single-Fiber Port Cleaner, SC		
CLEANER-PORT-LC	Single-Fiber Port Cleaner, LC and keyed LC	VFL-350	Visual Fault Locator, 2.5 mm adapter

Notes:
 • xxx = jumper length.
 • For parallel optics and port breakout applications' pinning and polarity, please refer to AEN151 and AEN152.

EDGE Solutions



Enterprise Networks Core Products | 21

OS2 Single-Mode Fiber
EDGE™ Solutions

EDGE™ Solutions: OS2 (Single-Mode Fiber)

Trunks

Non-Armored Plenum Trunks, 33-in Leg Length, Non-Pinned MTP® to Non-Pinned MTP, Pulling Grip One Side	
Fiber Count	Catalog Part Number
12	G909012GPNDUxxxF
24	G909024GPNDUxxxF
48	G909048GPNDUxxxF
72	G909072GPNDUxxxF
96	G909096GPNDUxxxF
144	G9090E4GPNDUxxxF
192	G9090K2GPNDUxxxF
216	G9090M6GPNDUxxxF
288	G9090U8GPNDUxxxF
432	G909AKGPNDUxxxF
576	G9090AZGPNDUxxxF

Notes:

- xxx = cable length of 005-999 ft.
- 1-ft increments measured from furcation plug to furcation plug.
- Lengths beyond 999 ft available.

Harnesses


Harnesses – Pinned	
H897812GPH-1AxxxF	EDGE™ Harness, type-A, pinned MTP to LC uniboot, single-mode, plenum stagger 1, xxx ft
H897812GPH-2AxxxF	EDGE Harness, type-A, pinned MTP to LC uniboot, single-mode, plenum stagger 2, xxx ft
H897812GPH-3AxxxF	EDGE Harness, type-A, pinned MTP to LC uniboot, single-mode, plenum stagger 3, xxx ft
H897812GPH-4AxxxF	EDGE Harness, type-A, pinned MTP to LC uniboot, single-mode, plenum stagger 4, 6-in uniform LC legs, xxx ft
Harnesses – Non-Pinned	
H907812GPH-1BxxxF	EDGE Harness, type-B, non-pinned MTP to LC uniboot, single-mode, plenum stagger 1, xxx ft
H907812GPH-2BxxxF	EDGE Harness, type-B, non-pinned MTP to LC uniboot, single-mode, plenum stagger 2, xxx ft
H907812GPH-3BxxxF	EDGE Harness, type-B, non-pinned MTP to LC uniboot, single-mode, plenum stagger 3, xxx ft
H907812GPH-4BxxxF	EDGE Harness, type-B, non-pinned MTP to LC uniboot, single-mode, plenum stagger 4, 6-in uniform LC legs, xxx ft

Notes:

- For stagger selection, reference applications engineering note AEN157.
- xxx = harness length up to 20 ft.

Panels/Modules

Panels	
EDGE-CP24-90	24-Fiber MTP Adapter Panel
EDGE-CP48-90	48-Fiber MTP Adapter Panel
Modules	
ECM-UM12-04-89G	12-Fiber LC Duplex to Pinned MTP
ECM-UM12-04-89G-ULL	Ultra-Low-Loss 12-Fiber LC Duplex to Pinned MTP
Tap Modules	
ETM-5A-G	EDGE Tap Module, type-A (LC to LC), OS2, 50/50 split ratio
ETM-5B-G	EDGE Tap Module, type-B (MTP to LC), OS2, 50/50 split ratio
ETM-5C-G	EDGE Tap Module, type-C (MTP to MTP), OS2, 50/50 split ratio
ETM-7A-G	EDGE Tap Module; type-A (LC to LC), OS2, 70/30 split ratio
ETM-7B-G	EDGE Tap Module, type-B (MTP to LC), OS2, 70/30 split ratio
ETM-7C-G	EDGE Tap Module, type-C (MTP to MTP), OS2, 70/30 split ratio



Lead time in ≤ 8 business days (excludes tap modules)

EDGE™ Solutions: OS2 (Single-Mode Fiber)

Hardware

Rack-Mountable Hardware	
EDGE-01U-SP	EDGE™ HD Housing, 1U, holds 12 modules or panels
EDGE-01U	EDGE HD Housing, 1U, holds eight modules or panels
EDGE-02U	EDGE HD Housing, 2U, holds 24 modules or panels
EDGE-04U	EDGE HD Housing, 4U, holds 48 modules or panels

Rack-Less Brackets	
EDGE-BKT-WT-2RU	EDGE Housing Mounting Bracket for wire tray, 2U
EDGE-BKT-WT-4RU	EDGE Housing Mounting Bracket for wire tray, 4U
EDGE-BKT-LR-2RU	EDGE Housing Mounting Bracket for ladder rack, 2U
EDGE-BKT-LR-4RU	EDGE Housing Mounting Bracket for ladder rack, 4U

Jumpers

OS2 Jumpers	
787802GD120001M	Reverse Polarity LC Uniboot Jumper, 1 m
787802GD120002M	Reverse Polarity LC Uniboot Jumper, 2 m
787802GD120003M	Reverse Polarity LC Uniboot Jumper, 3 m
040402G5120001M	LC Duplex Jumper, 1 m
040402G5120002M	LC Duplex Jumper, 2 m
040402G5120003M	LC Duplex Jumper, 3 m

Jumper in a Box	
7878-OS2-B70-01M	Reverse Polarity LC Uniboosts, 1 m, Qty 70
7878-OS2-B70-02M	Reverse Polarity LC Uniboosts, 2 m, Qty 70
7878-OS2-B70-03M	Reverse Polarity LC Uniboosts, 3 m, Qty 70
0404-ZR2-B70-01M	LC Duplex Jumpers, zipcord, 1 m, Qty 70
0404-ZR2-B70-02M	LC Duplex Jumpers, zipcord, 2 m, Qty 60
0404-ZR2-B60-03M	LC Duplex Jumpers, zipcord, 3 m, Qty 50

Non-Pinned MTP® to Non-Pinned MTP Jumper	
J909012GE8-NAxxxF	Type-A Jumper, xxx ft
J909012GE8-NBxxxF	Type-B Jumper, xxx ft
J909012GE8-NAxxxF	Type-A Jumper, xxx ft
J909012GE8-NBxxxF	Type-B Jumper, xxx ft

Non-Pinned MTP to Pinned MTP Jumper	
J908912GE8-NAxxxF	Type-A Jumper, xxx ft
J908912GE8-NBxxxF	Type-B Jumper, xxx ft
J908912GE8-NAxxxF	Type-A Jumper, xxx ft
J908912GE8-NBxxxF	Type-B Jumper, xxx ft










Pinned MTP to Pinned MTP Jumper	
J898912GE8-NAxxxF	Type-A Jumper, xxx ft
J898912GE8-NBxxxF	Type-B Jumper, xxx ft
J898912GE8-NAxxxF	Type-A Jumper, xxx ft
J898912GE8-NBxxxF	Type-B Jumper, xxx ft

Notes:
 • xxx = jumper length.
 • For parallel optics and port breakout applications' pinning and polarity, please refer to AEN151 and AEN152.

Additional Products

Consumables		Test Equipment	
2104466-01	MTP Connector and Adapter Cleaner	CHECKPOINT PRO BIF	CheckPoint Pro for bend-insensitive, multimode, and single-mode fibers
CLEANER-PORT-2.5	Single-Fiber Port Cleaner, SC		
CLEANER-PORT-LC	Single-Fiber Port Cleaner, LC and keyed LC	VFL-350	Visual Fault Locator, 2.5 mm adapter

EDGE Solutions

Switch	EDGE Solutions Jumper	EDGE Solutions Module	EDGE Solutions 4U Housing	EDGE Solutions Trunk	EDGE Solutions 2U Housing	EDGE Solutions MTP Adapter Panel	EDGE Solutions Trunk Harness	Switch
								

EDGE8™ Solutions: OM4 (50 μ m Multimode Fiber)

Trunks

Non-Armored Plenum Trunks, 33-in Leg Length, Pinned MTP® to Pinned MTP, Pulling Grip One Side	
Fiber Count	Catalog Part Number
8	GE5E508QPNDUxxxF
16	GE5E516QPNDUxxxF
24	GE5E524QPNDUxxxF
32	GE5E532QPNDUxxxF
48	GE5E548QPNDUxxxF
72	GE5E572QPNDUxxxF
96	GE5E596QPNDUxxxF
144	GE5E54QPNDUxxxF
192	GE5E5K2QPNDUxxxF
288	GE5E5U8QPNDUxxxF

- Notes:
- xxx = cable length of 005-999 ft.
 - 1-ft increments measured from furcation plug to furcation plug.
 - Lengths beyond 999 ft available.

Harnesses

Harnesses – Pinned	
HE57908QPH-1BxxxF	EDGE8™ Type-B Harness, pinned MTP to LC uniboot, OM4, plenum, stagger 1, xxx ft
HE57908QPH-2BxxxF	EDGE8 Type-B Harness, pinned MTP to LC uniboot, OM4, plenum, stagger 2, xxx ft
HE57908QPH-3BxxxF	EDGE8 Type-B Harness, pinned MTP to LC uniboot, OM4, plenum, stagger 3, xxx ft
HE57908QPH-4BxxxF	EDGE8 Type-B Harness, pinned MTP to LC uniboot, OM4, plenum, stagger 4, 6-in uniform LC legs, xxx ft
HE57908QPH-5BxxxF	EDGE8 Type-B Harness, pinned MTP to LC uniboot, OM4, plenum, stagger 5, xxx ft
Harnesses – Non-Pinned	
HE67908QPH-1AxxxF	EDGE8 Type-A Harness, non-pinned MTP to LC uniboot, OM4, plenum, stagger 1, xxx ft
HE67908QPH-2AxxxF	EDGE8 Type-A Harness, non-pinned MTP to LC uniboot, OM4, plenum, stagger 2, xxx ft
HE67908QPH-3AxxxF	EDGE8 Type-A Harness, non-pinned MTP to LC uniboot, OM4, plenum, stagger 3, xxx ft
HE67908QPH-4AxxxF	EDGE8 Type-A Harness, non-pinned MTP to LC uniboot, OM4, plenum, stagger 4, 6-in uniform LC legs, xxx ft
HE67908QPH-5AxxxF	EDGE8 Type-A Harness, non-pinned MTP to LC uniboot, OM4, plenum, stagger 5, xxx ft

- Notes:
- For stagger selection, reference applications engineering note AEN157.
 - xxx = harness length up to 20 ft.

Panels/Modules

Panels	
EDGE8-CP16-V3	16-fiber MTP Adapter Panel
EDGE8-CP32-V3	32-Fiber MTP Adapter Panel

Modules	
ECM8-UM08-05-E6Q-ULL	8-Fiber Ultra-Low-Loss LC Duplex to MTP

Tap Modules	
ETM8-50A-Q	EDGE8 Tap Module, type-A (LC to LC), OM4, 50/50 split ratio
ETM8-50B-Q	EDGE8 Tap Module, type-B (MTP to LC), OM4, 50/50 split ratio
ETM8-50C-Q	EDGE8 Tap Module, type-C (MTP to MTP), OM4, 50/50 split ratio
ETM8-70A-Q	EDGE8 Tap Module, type-A (LC to LC), OM4, 70/30 split ratio
ETM8-70B-Q	EDGE8 Tap Module, type-B (MTP to LC), OM4, 70/30 split ratio
ETM8-70C-Q	EDGE8 Tap Module, type-C (MTP to MTP), OM4, 70/30 split ratio

Note: xxx = harness length up to 20 ft.

Port Breakout Modules	
ECM8-05E5-QE8B-xxxF	Pinned MTP to LC Duplex, plenum, type-B, xxx ft
ECM8-05E6-QE8A-xxxF	Non-Pinned MTP to LC Duplex, plenum, type-A, xxx ft
ECM8-05E6-QE8B-xxxF	Non-Pinned MTP to LC Duplex, plenum, type-B, xxx ft

Note: xxx = cable length up to 75 ft.




Lead time in \leq 8 business days (excludes tap modules)

EDGE8™ Solutions: OM4 (50 μm Multimode Fiber)

Hardware

Rack-Mountable Hardware	
EDGE8-01U-SP	EDGE8™ HD Housing, 1U, holds 18 modules or panels
EDGE8-01U	EDGE8 HD Housing, 1U, holds 12 modules or panels
EDGE8-02U	EDGE8 HD Housing, 2U, holds 36 modules or panels
EDGE8-04U	EDGE8 HD Housing, 4U, holds 72 modules or panels
EDGE8-01U-TRAY	EDGE8-01U Slot Tray Kit, labeled 01 to 02, Qty 12
EDGE8-01U-SP-TRAY	EDGE8-01U-SP Slot Tray Kit, labeled 01 to 03, Qty 12
EDGE8-02U-TRAY	EDGE8-02U, Slot Tray Kit, labeled 01 to 06, Qty 12
EDGE8-04U-TRAY	EDGE8-04U Slot Tray Kit, labeled 01 to 12, Qty 12

Rack-Less Brackets	
EDGE-BKT-WT-2RU	EDGE™ Housing Mounting Bracket for wire tray, 2U
EDGE-BKT-WT-4RU	EDGE Housing Mounting Bracket for wire tray, 4U
EDGE-BKT-LR-2RU	EDGE Housing Mounting Bracket for ladder rack, 2U
EDGE-BKT-LR-4RU	EDGE Housing Mounting Bracket for ladder rack, 4U



Jumpers

OM4 Jumpers	
797902QD120001M	Reverse Polarity LC Uniboot Jumper, 1 m
797902QD120002M	Reverse Polarity LC Uniboot Jumper, 2 m
797902QD120003M	Reverse Polarity LC Uniboot Jumper, 3 m
050502Q5120001M	LC Duplex Jumper, 1 m
050502Q5120002M	LC Duplex Jumper, 2 m
050502Q5120003M	LC Duplex Jumper, 3 m

Jumper in a Box	
7979-OM4-B70-01M	Reverse Polarity LC Uniboosts, 1 m, Qty 70
7979-OM4-B70-02M	Reverse Polarity LC Uniboosts, 2 m, Qty 70
7979-OM4-B70-03M	Reverse Polarity LC Uniboosts, 3 m, Qty 70
0505-ZR4-B70-01M	LC Duplex Jumpers, zipcord, 1 m, Qty 70
0505-ZR4-B60-02M	LC Duplex Jumpers, zipcord, 2 m, Qty 60
0505-ZR4-B50-03M	LC Duplex Jumpers, zipcord, 3 m, Qty 50

Non-Pinned MTP® to Non-Pinned MTP Jumper	
JE6E608QE8-NAxxxF	Type-A Jumper, xxx ft
JE6E608QE8-NBxxxF	Type-B Jumper, xxx ft
JE6E608QE8-NAxxxF	Type-A Jumper, xxx ft
JE6E608QE8-NBxxxF	Type-B Jumper, xxx ft

Notes:


- xxx = jumper length.
- For parallel optics and port breakout applications' pinning and polarity, please refer to AEN151 and AEN152.

Additional Products

Consumables	
2104466-01	MTP Connector and Adapter Cleaner
CLEANER-PORT-2.5	Single-Fiber Port Cleaner, SC
CLEANER-PORT-LC	Single-Fiber Port Cleaner, LC and keyed LC

Test Equipment	
CHECKPOINT PRO BIF	CheckPoint Pro for bend-insensitive, multimode, and single-mode fibers
VFL-350	Visual Fault Locator, 2.5 mm adapter

EDGE8 Solutions



EDGE8™ Solutions: OS2 (Single-Mode Fiber)

Trunks

Non-Armored Plenum Trunks, 33-in Leg Length, Non-Pinned MTP® to Non-Pinned MTP, Pulling Grip One Side	
Fiber Count	Catalog Part Number
08	GE7E708GPNDUxxxF
16	GE7E716GPNDUxxxF
24	GE7E724GPNDUxxxF
32	GE7E732GPNDUxxxF
48	GE7E748GPNDUxxxF
72	GE7E772GPNDUxxxF
96	GE7E796GPNDUxxxF
144	GE7E74GPNDUxxxF
192	GE7E7K2GADDDUxxxF
288	GE7E7U8GADDDUxxxF

- Notes:
- xxx = cable length of 005-999 ft.
 - 1-ft increments measured from furcation plug to furcation plug.
 - Lengths beyond 999 ft available.

Harnesses

Harnesses – Pinned	
HE77808GPH-1BxxxF	EDGE8™ Type-B Harness, pinned MTP to LC uniboot, OS2, plenum, stagger 1, xxx ft
HE77808GPH-2BxxxF	EDGE8 Type-B Harness, pinned MTP to LC uniboot, OS2, plenum, stagger 2, xxx ft
HE77808GPH-3BxxxF	EDGE8 Type-B Harness, pinned MTP to LC uniboot, OS2, plenum, stagger 3, xxx ft
HE77808GPH-4BxxxF	EDGE8 Type-B Harness, pinned MTP to LC uniboot, OS2, plenum, stagger 4, 6-in uniform LC legs, xxx ft
HE77808GPH-5BxxxF	EDGE8 Type-B Harness, pinned MTP to LC uniboot, OS2, plenum, stagger 5, xxx ft
Harnesses – Non-Pinned	
HE87808GPH-1AxxxF	EDGE8 Type-A Harness, non-pinned MTP to LC uniboot, OS2, plenum, stagger 1, xxx ft
HE87808GPH-2AxxxF	EDGE8 Type-A Harness, non-pinned MTP to LC uniboot, OS2, plenum, stagger 2, xxx ft
HE87808GPH-3AxxxF	EDGE8 Type-A Harness, non-pinned MTP to LC uniboot, OS2, plenum, stagger 3, xxx ft
HE87808GPH-4AxxxF	EDGE8 Type-A Harness, non-pinned MTP to LC uniboot, OS2, plenum, stagger 4, 6-in uniform LC legs, xxx ft
HE87808GPH-5AxxxF	EDGE8 Type-A Harness, non-pinned MTP to LC uniboot, OS2, plenum, stagger 5, xxx ft

- Notes:
- For stagger selection, reference applications engineering note AEN157.
 - xxx = harness length up to 20 ft.

Panels/Modules


Panels	
EDGE8-CP16-V1	16-Fiber MTP Adapter Panel
EDGE8-CP32-V1	32-Fiber MTP Adapter Panel
Modules	
ECM8-UM08-04-E8G-ULL	12-Fiber Ultra-Low-Loss LC Duplex to MTP

Tap Modules	
ETM8-50A-G	EDGE8 Tap Module, type-A (LC to LC), OS2, 50/50 split ratio
ETM8-50B-G	EDGE8 Tap Module, type-B (MTP to LC), OS2, 50/50 split ratio
ETM8-50C-G	EDGE8 Tap Module, type-C (MTP to MTP), OS2, 50/50 split ratio
ETM8-70A-G	EDGE8 Tap Module, type-A (LC to LC), OS2, 70/30 split ratio
ETM8-70B-G	EDGE8 Tap Module, type-B (MTP to LC), OS2, 70/30 split ratio
ETM8-70C-G	EDGE8 Tap Module, type-C, (MTP to MTP), OS2, 70/30 split ratio

Note: xxx = harness length up to 20 ft.

Port Breakout Modules	
ECM8-04E7-GE8B-xxxF	Pinned MTP to LC Duplex, plenum, type-B, xxx ft
ECM8-04E8-GE8A-xxxF	Non-Pinned MTP to LC Duplex, plenum, type-A, xxx ft
ECM8-04E8-GE8B-xxxF	Non-Pinned MTP to LC Duplex, plenum, type-B, xxx ft

Note: xxx = cable length up to 75 ft.



Lead time in ≤ 8 business days (excludes tap modules)

EDGE8™ Solutions: OS2 (Single-Mode Fiber)

Hardware

Rack-Mountable Hardware	
EDGE8-01U-SP	EDGE8™ HD Housing, 1U, holds 18 modules or panels
EDGE8-01U	EDGE8 HD Housing, 1U, holds 12 modules or panels
EDGE8-02U	EDGE8 HD Housing, 2U, holds 36 modules or panels
EDGE8-04U	EDGE8 HD Housing, 4U, holds 72 modules or panels
EDGE8-01U-TRAY	EDGE8-01U Slot Tray Kit, labeled 01 to 02, Qty 12
EDGE8-01U-SP-TRAY	EDGE8-01U-SP Slot Tray Kit, labeled 01 to 03, Qty 12
EDGE8-02U-TRAY	EDGE8-02U, Slot Tray Kit, labeled 01 to 06, Qty 12
EDGE8-04U-TRAY	EDGE8-04U, Slot Tray Kit, labeled 01 to 12, Qty 12

Rack-Less Brackets	
EDGE-BKT-WT-2RU	EDGE™ Housing Mounting Bracket for wire tray, 2U
EDGE-BKT-WT-4RU	EDGE Housing Mounting Bracket for wire tray, 4U
EDGE-BKT-LR-2RU	EDGE Housing Mounting Bracket for ladder rack, 2U
EDGE-BKT-LR-4RU	EDGE Housing Mounting Bracket for ladder rack, 4U



Jumpers

OS2 Jumpers	
787802GD120001M	Reverse Polarity LC Uniboot Jumper, 1 m
787802GD120002M	Reverse Polarity LC Uniboot Jumper, 2 m
787802GD120003M	Reverse Polarity LC Uniboot Jumper, 3 m
040402G5120001M	LC Duplex Jumper, 1 m
040402G5120002M	LC Duplex Jumper, 2 m
040402G5120003M	LC Duplex Jumper, 3 m

Jumper in a Box	
7878-OS2-B70-01M	Reverse Polarity LC Uniboosts, 1 m, Qty 70
7878-OS2-B70-02M	Reverse Polarity LC Uniboosts, 2 m, Qty 70
7878-OS2-B70-03M	Reverse Polarity LC Uniboosts, 3 m, Qty 70
0404-ZR2-B70-01M	LC Duplex Jumpers, zipcord, 1 m, Qty 70
0404-ZR2-B60-02M	LC Duplex Jumpers, zipcord, 2 m, Qty 60
0404-ZR2-B50-03M	LC Duplex Jumpers, zipcord, 3 m, Qty 50

Non-Pinned MTP® to Non-Pinned MTP Jumper	
JE8E808GE8-NAxxxF	Type-A Jumper, xxx ft
JE8E808GE8-NBxxxF	Type-B Jumper, xxx ft
JE8E808GE8-NAxxxF	Type-A Jumper, xxx ft
JE8E808GE8-NBxxxF	Type-B Jumper, xxx ft

Notes:

- xxx = jumper length.
- For parallel optics and port breakout applications' pinning and polarity, please refer to AEN151 and AEN152.

Additional Products

Consumables	
2104466-01	MTP Connector and Adapter Cleaner
CLEANER-PORT-2.5	Single-Fiber Port Cleaner, SC
CLEANER-PORT-LC	Single-Fiber Port Cleaner, LC and keyed LC

Test Equipment	
CHECKPOINT PRO BIF	CheckPoint Pro for bend-insensitive, multimode, and single-mode fibers
VFL-350	Visual Fault Locator, 2.5 mm adapter

EDGE8 Solutions

Switch	EDGE8 Solutions Jumper	EDGE8 Solutions Module	EDGE8 Solutions 4U Housing	EDGE8 Solutions Trunk	EDGE8 Solutions 2U Housing	EDGE8 Solutions MTP Adapter Panel	EDGE8 Solutions Trunk Harness	Switch

Programs, Tools, and Resources

Your LAN or data center is unique, and reliability is critical, so we offer tailored support and resources to help you get the job done right the first time, every time. From membership programs and design tools to fiber optic training and system deployment resources, connect with us to extend your expertise every step of the way.



Check out our programs page for more information.
www.corning.com/loyalty-programs

SEE the LIGHT® Fiber Optic Training
Member Programs
Authorized Distributors
Technology Alliances
Engineering and Project Services
Tools and Resources

2017 SEE the LIGHT[®] Fiber Optic Training

We are proud to provide quality real-world training on the latest products and applications. See the Light[®] fiber optic training includes webinars, seminars, and certified training by our industry experts. Whether you need formal fiber optic training or are interested in extending your knowledge base, See the Light training offers something for everyone and every schedule.

Webinars

These one-hour live and on-demand learning experiences combine a mix of solutions, product discussions, and demonstrations. Custom webinars are available upon request based on resource availability. Contact your local sales or customer care representative for more information.

Seminars

These three-to-six-hour sessions are available in a city near you. Our seminars cover a variety of topics on the latest technology and applications. In addition to classroom lecture-style training, students work hands-on with equipment and materials ideal for installation, termination, troubleshooting, and system design. Continuing education credits are available.

Hands-On Training

These integrated two-to-three-day courses meet the needs of designers, installers, and end users of fiber optic products. Approved by industry-recognized associations like BICSI, FOA, and ETA, our multiday offerings include hands-on installation and design classes for local area networks, installation, testing, and design. Continuing education credits and certifications are available.



To find out more about upcoming events and on-demand learning opportunities, visit www.corning.com/opcomm/STL or email us at stlinfo@corning.com.

2017 Member Programs



Elite Advantage Program

The Elite Advantage program provides architects, consultants, and engineers with the tools, training, and resources for their evolving business needs. Members have direct access to Corning's Engineering Services experts for design/technical support and access to our network of experienced integrators, installers, and distributors. Be Informed. Be Connected. Be Elite.

eliteadvan@corning.com • www.corning.com/opcomm/eliteadvantage



Network of Preferred Installers

The LANscape® Network of Preferred Installers (NPI) enables installers to tap into an extended ecosystem of beneficial connections. Our groundbreaking network-style program is a complete tip-to-tip solution that delivers our innovative product lines, leverages valuable relationships throughout the fiber optic industry, and presents a LANscape solutions extended warranty to end users.

npi@corning.com • www.corning.com/npi



Fiber IQ® Program

The Fiber IQ program provides a direct line of communication between Corning and industry-leading fiber optics trainers. The program is designed to keep instructors informed of Corning's latest innovations and product releases, and it provides members with the most current fiber training materials.

fiberiq@corning.com • www.corning.com/opcomm/fiberiq



Authorized Distributors

We understand that your pay-as-you-grow LAN or data center infrastructure depends on modular products delivered fast. To meet your requirements, we've nurtured long-term relationships with authorized distributors who stock our products and further support your needs including training, customer needs assessment, project planning, design, logistics, and equipment. Whether you are an end user, contractor, or installer, connect with their sales and technical support about your Corning solution today.

Accu-Tech[®]

www.accu-tech.com

ANIXTER[®]

www.anixter.com

Graybar[®]

www.graybar.com

WESCO[®]

www.wesco.com





Technology Alliances

Corning is committed to redefining innovation in local area networks and in the data center. This never-ending drive to solve your toughest challenges ensures that we work closely with technology allies to develop leading solutions for today and beyond.

Chatsworth Products, Inc.

Chatsworth Products (CPI) focuses on addressing today's critical IT infrastructure needs with products and services that protect its customers' ever-growing investments in information and communication technology. With Corning, CPI is uniquely prepared to respond to specific requirements with global availability and rapid product customization, providing a competitive advantage. CPI's unequalled customer service and technical support, as well as its global network of industry-leading distributors, enables product delivery and services designed to meet customer needs.

CPI supports our fiber optic technology and is committed to joint efforts that ensure future compatibility. Headquartered in the United States, CPI operates global offices within the United States, Mexico, Canada, China, and the United Kingdom. For more information, visit www.chatsworth.com

Fluke Networks

Corning and Fluke Networks work together to enhance the performance and reliability of enterprise fiber optic networks, developing solutions for tomorrow's data center technologies today. Fluke Networks provides tools and support so network installers and maintainers maximize the performance of their Corning networks while minimizing downtime. Fluke Networks solutions can certify the installation of Corning systems as well as troubleshoot problems that can result from improper installation, contamination, or misuse. Based in Everett, Washington, Fluke Networks distributes products in more than 50 countries. For more information, visit www.FlukeNetworks.com

Engineering and Project Services

Your customers and users expect reliable connectivity, and we know it takes more than products to deliver on those expectations. From us, you can expect collaborative presale and post-sale global support for your network today to prepare it for tomorrow's demands.

Engineering Services

Connect with our engineering professionals at any phase of your project to take advantage of their training, experience, and equipment for a cost-effective Total Quality result. Our system engineers, applications engineers, and field engineers offer design and training services, technical assistance, and customer support resources. www.corning.com/network-design-services

Project Services

Whether you are designing, installing, or testing your network, connect with one of our dedicated project managers to leverage our experience of over 20 years innovating and manufacturing world-class passive optical solutions. You may be entering new territory – literally! – installing fiber ever closer to the user, but your FTTx application is something we've done before. And if it's a data center you're supporting, let's talk about how we can find more value in your given footprint. We can help. www.corning.com/project-services





Tools and Resources

Bill-of-Materials Tool for LAN and Data Centers

<http://opcomm.corning.com/1-ENBOMTOOL.html>

Drawing Tool

<http://opcomm.corning.com/CorningDrawingDatabase.html>

On-Demand Installation Videos

www.corning.com/opcomm/videos

YouTube Channel

www.corning.com/opcomm/youtube

Video Tool

<http://opcomm.corning.com/EnterpriseVideoDatabaseTool.html>

Training and Webinars

www.corning.com/opcomm/training

Online Resource Library

www.corning.com/resource-library

Request for Quote

800-743-2675 (United States and Canada)

+1-828-901-5000 (International)

Order Tracker

<https://ordertracker.corning.com>

Spanish-Language Programs, Resources, and Tools

www.corning.com/opcomm/pge.aspx

Technical Services

800-743-2673

Customer Care

800-743-2675 (United States and Canada)

+1-828-901-5000 (International)

Questions or Comments

ccsamericas@corning.com

Notes:



Are You Corning Connected?

To request a copy of the core products list, visit:
<http://opcomm.corning.com/1-CoreRequest.html>

To provide feedback on our LANscape® solutions core products list, visit
<http://opcomm.corning.com/1-CoreFeedback.html>



Corning Optical Communications LLC • PO Box 489 • Hickory, NC 28603-0489 USA
800-743-2675 • FAX: 828-325-5060 • International: +1-828-901-5000 • www.corning.com/opcomm
Corning Optical Communications reserves the right to improve, enhance, and modify the features and specifications of Corning Optical Communications products without prior notification. A complete listing of the trademarks of Corning Optical Communications is available at www.corning.com/opcomm/trademarks. All other trademarks are the properties of their respective owners. Corning Optical Communications is ISO 9001 certified. © 2011, 2017 Corning Optical Communications. All rights reserved. LAN-1273-AEN / February 2017