



GET STARTED

Elite 85h

Get started

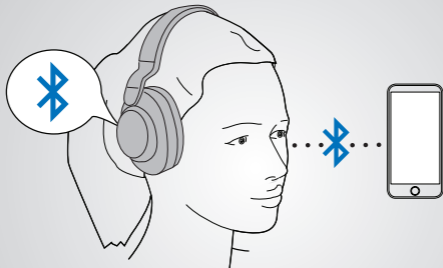


Power off



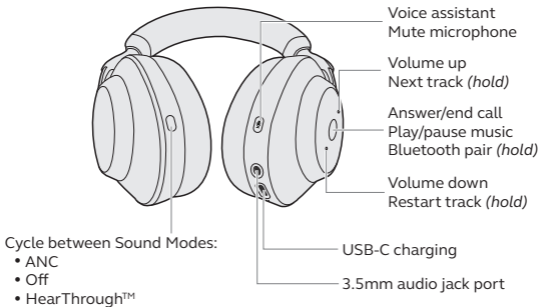
Power on

How to pair



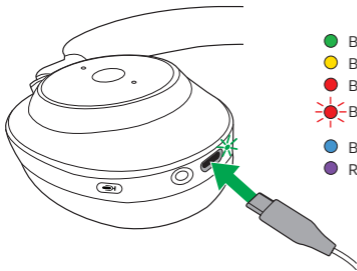
Wear the headphones and select the Jabra Elite 85h in the Bluetooth menu on your smartphone.

How to use



Cycle between Moments in Jabra Sound+ (*hold*)

How to charge



- Battery full
- Battery medium
- Battery low
- Battery critically low
- Bluetooth pairing
- Resetting/updating

Plug the headphones into a USB port on your computer or wall charger using the supplied charging cable.

It takes approx. 2.5 hours to fully charge the headset.

Sound Modes

Active Noise Cancellation



Eliminate unwanted background noise at the touch of a button.

HearThrough™



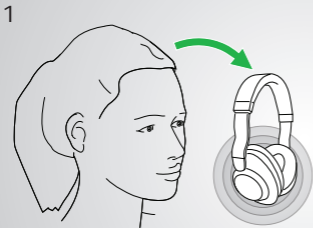
Listen to your surroundings without taking off your headset.



On the left earcup, press the Sound Modes button to cycle between the Sound Modes.

Press and hold the button to cycle between Moments in Jabra Sound+

On-ear detection



- 1) Remove the headphones to pause your music or mute your call.
- 2) To resume your music or un-mute the call, wear the headphones.

© 2019 GN Audio. All rights reserved. Jabra® is a registered trademark of GN Audio. The Bluetooth® word mark and logos are owned by the Bluetooth SIG, Inc. and any use of such marks by GN Audio is under license.

MADE IN CHINA

MODEL: OTE100

FCC ID: BCE-OTE100

IC: 2386C-OTE100



020-190044



CCAH19LP0930T1

Complies with
IMDA Standards
DA102350



EAC



CE

Declaration of Conformity can be found on
www.jabra.com/doc