

2016/17

STAUB

ELECTRONICS

AV RESOURCE GUIDE





Scott Trotter

Scott Trotter
President

WELCOME

2016 marks our 35th anniversary of being a key part of connecting Canadians with integrated technology and helping technology integrators succeed. I'm proud to say that we are still going strong and are delivering better and more efficiently than ever before. Our passion and goals remain focused on being your most reliable supplier and setting the bar for what you should expect from a distributor. Whether it's browsing our website, talking with our Client Services team or requesting an RMA, we want to be the best you deal with!

Although we sit behind the scenes and don't interact directly with end users, we are keenly aware of the role we play in helping you deliver your products and services. Everyday our team is laser focused on the "Staub Difference" – a set of services and policies that we know make your life easier. We work tirelessly to have the right stock, in the right quantity at the right time, to ensure your orders are filled complete and delivered when you need them. Our Technical Sales and Support teams are constantly training, tinkering with new products, and talking with our dealers in an effort to stay up to date with the latest technologies in our industry. These are just a few examples of the hundreds of things we do each day that sets us apart.

Our focus on quality industry experienced people is also a cornerstone of our strategy, and we've recently strengthened our team with staff moves and the addition of a few new faces. Sean McGuigan was promoted to Client Services, a move that increased the depth of knowledge and resources in that department. Sean is an accomplished integrator with a long history in the industry, and is passionate about helping our clients find the right solutions. Paul Kaiser joined Staub to fill the support role left vacant by Sean's move. Paul came to Staub with many years of integration experience, loves playing with new products, and has been a huge asset to our network of integrators across Canada. Lastly, we've added Benjamin Riboreau as the Business Development Manager for Alberta. Ben comes to Staub with a strong career in both retail and territory management, is enthusiastic about helping dealers succeed, and will be a great resource in that province.

And finally, we've added a number of exciting new brands to enhance our existing portfolio of products. Our Surveillance line-up has been expanded with the addition of FLIR; Outdoor Video has been broadened with the addition of SunBrite Outdoor TVs; Whole-House Audio has been bolstered with the addition of Russound; Media Distribution has grown significantly through our partnership with Atlona; and we've added SureCall Cellphone Boosters to provide our dealers with an exciting new opportunity. As we continue to develop our brand offering, our focus is on adding high-quality, category leaders that complement existing products or help us deliver new categories to the market. Our strategy isn't about having as many brands as we can, it's about offering top tier solutions in categories relevant to our dealers.

We hope you enjoy browsing our latest guide and learning about all that we have to offer.

Thank you for your business.



TABLE OF CONTENTS

HOME AUTOMATION	4-9	LANDSCAPE SPEAKERS	38-39	STRUCTURED WIRING	69
NETWORKING	10-11	OUTDOOR TV	40-41	COMMERCIAL 70 VOLT	70-71
MEDIA DISTRIBUTION	12-15	MOUNTS	42-43	COMMERCIAL MEDIA DISTRIBUTION	72-73
LIGHTING CONTROL	16-21	FILM SCREENS	44	COMMERCIAL CONFERENCING	74-75
SHADE CONTROL	22-23	PROJECTORS	45	COMMERCIAL PROJECTORS	76-77
AUDIO DISTRIBUTION	24-25	SURVEILLANCE	46-53	COMMERCIAL VIDEO DISTRIBUTION	78
AMPLIFIERS	26-27	POWER & PROTECTION	54-57	COMMERCIAL FILM SCREENS	79
SPEAKERS	28-33	RACK PRODUCTS	58-59	SYSTEM DESIGNS	80-81
SOUNDBARS	34	CELL PHONE SIGNAL BOOSTERS	60-61	THE STAUB DIFFERENCE	82
SUBWOOFERS	35	CONNECTED HOME	62-65	CONTACT	83
WIRELESS AUDIO	36-37	WIRE & CABLE	66-68		



HOME AUTOMATION



URC TOTAL CONTROL IN-WALL COLOR TOUCHSCREEN/KEYPAD

SKU: TKP-7000

Featuring a 7", 1024 x 600 LCD, full-color graphical touchscreen, the TKP-7000 controller is always-on and sits in-wall in a sleek, low-profile enclosure that looks fabulous in any environment. Extraordinary graphics can be personalized to display weather, time and climate info, music album cover art, photo slide shows and more. Move between screens by simple finger swipes to enjoy instant access to handy visuals and controls. The TKP-7000 also offers full graphic feedback from both URC and compatible 3rd party devices.



URC 2-WAY STREAMING NETWORK PLAYER

SKU: SNP-2

The SNP-2 streaming network player merges all your music sources into one simple solution with a graphical menu so you can pick and control your tunes from anywhere. The SNP-2 provides instant access to streaming music services such as SiriusXM and Pandora, Rhapsody, vTuner and thousands of other internet radio stations - plus your own music collection that's stored on an attached NAS drive, PC, and/or Apple computer. Windows Media, iTunes files and Playlists are all supported. Enjoy your favorites your way with one touch on a URC remote, keypad, touch screen or even your own smartphone or tablet.



URC WIFI REMOTE CONTROL

SKU: TRC-820

This remote features a gorgeous fresh ergonomic design and a brilliant, 2-inch color, high resolution LCD screen. Its custom buttons, icons and functions are all easily custom programmable by any professional URC installer making it the ideal remote choice to suit your specific needs. From this remote alone, you can enjoy fast access to Cable TV, Blu-ray, music, temperature adjustments, lighting, security, shade control and more. Plus, since the TRC-820 is Wi-Fi based you can easily connect to and control devices all over your home.



URC PROGRAMMABLE WI-FI UNIVERSAL REMOTE CONTROL

SKU: TRC-1080

The TRC-1080 dazzles with its vivid 2" color high-resolution screen, backlit LCD screen area that supports up to six buttons per screen, and sleek ergonomic design. Thanks to pick-up sensor technology, this remote automatically wakes up when lifted from its black tabletop charging cradle. With just the right number of hard button keys, including the four colored buttons, you can enjoy fast access to complete cable interactive services and Blu-ray/DVR functionality. Just one button press gives you immediate access to your A/V equipment and more.



URC ADVANCED NETWORK SYSTEM CONTROLLER W/2-WAY COMMUNICATION

SKU: MRX-8

The MRX-8 controller is the ideal way to make the move to adding simple yet powerful automation to your home. Small in size but big on value, this piece can sit in any room in the house or a central equipment rack and deliver robust control of all your entertainment, lights, security, door locks, temperature and more. Ideal for small to mid-range homes, offices, condos and the like, this robust central control center stores and issues automation commands for all of your components throughout the house over your home network. The system allows you to easily add on other products including URC LED or Vivido wireless lighting, streaming music players, intelligent thermostats and more, as your family expands or other lifestyle changes occur. URC Mobile App for iOS and Android now included with all MRX Advanced Controllers.



URC MOBILE FOR ANDROID AND IOS

URC MOBILE APP FOR IOS AND ANDROID NOW INCLUDED WITH ALL MRX ADVANCED CONTROLLERS!

URC Mobile for iOS and Android lets you use any iDevice or Android device to access all the benefits of your Total Control system. Control music, video, alarm systems and more in ways already familiar to you. Access the app over your home network through the connected URC controller and swipe, tap and rotate your way between portrait and landscape views for convenient control of your home control solution. Works in conjunction with a Total Control MRX-Series Advanced Network Controller for control of A/V components and home automation devices.



URC ADVANCED NETWORK SYSTEM CONTROLLER W/2-WAY COMMUNICATION

SKU: MRX-10

The MRX-10 is the Total Control solution for any commercial application. For installs where multiple control protocols need addressing, the MRX-10 issues commands to all IP, IR, RS-232, relay and sensor controlled devices throughout the entire system. A two-way RF transceiver offers communication with current and future Total Control remotes, and control over IP is possible via a network connection for all other Universal Remote Controls and keypads. The MRX-10 routes macro steps via IR, RS-232, relays and sensors to up to 8 sub-base stations on a network, perfect for the hospitality industry where control over inaccessible locations is always a necessity. Programmable via the internet for convenient off premises configuration. URC Mobile App for iOS and Android now included with all MRX Advanced Controllers.

Also available: MRX-2 (Two-Way Network Base Station)



URC ADVANCED ONSCREEN NETWORK SYSTEM CONTROLLER W/GYROSCOPIC MOTION

SKU: MRX-20

The MRX-20 features a gorgeous TV screen interface for easy control of your home system typically without interrupting what you are watching on TV. This controller provides simple to navigate on-screen menus for viewing and controlling things not only on the TV such as cable, BluRay, movies and more, but also home systems such as music, security, HVAC and beyond. With compatible URC gyroscopic remotes, you can move your hand and the cursor will follow on screen, and use specific bottoms for control and access as you wish. Pull up your favorite channels and a clear overlay menu for various functions will appear right over top of what you're currently watching. Then do things such as choose music from various components, turn on and off house lights and more right from your couch. URC Mobile App for iOS and Android now included with all MRX Advanced Controllers.



HOME AUTOMATION



URC NETWORK HOME THEATRE AMPLIFIER
SKU: DMS-AV

Delivering crystal clear audio and video to your home theater or entertainment room, the DMS-AV incorporates 7.2 surround sound, Dolby TrueHD, DTS-HD Master Audio, and URC's proprietary multichannel stereo and surround modes. With the latest A/V processing, you get true video scaling up to 1080p with musical performance to match. The DMS-AV has a fully loaded rear panel with 11 discrete audio and video inputs, as well as a Phono input (MM), including five HDMI inputs and 7 x 125 watt amplifier channels.



URC MULTI-ZONE NETWORK AMPLIFIER
SKU: DMS-1200

The DMS-1200 is a native to the network, CD quality digital music distribution system with a range of keypads and remote controls that not only fully control your music, but also control all of your other audio video components. The eight-zone DMS-1200 delivers 50 watts of audio to up to six zones, as well as pre-amp outputs for two additional zones that require increased power, such as outdoor areas. The rack-mountable DMS-1200 also includes four analog-to-digital inputs that stream to other DMS-1200 amps, making the system expandable to up to 32 zones. There is no limit on the number of sources that can be added to the system.



URC NETWORK SINGLE-ZONE AMPLIFIER
SKU: DMS-100

Add premium audio quality streams to any one area of your home with the DMS-100 single-zone amplifier. One audio input on board allows you to plug in any music source. Plug in a URC SNP-1 streaming network player to your new audio zone and listen to Sirius/XM radio, Rhapsody, Pandora, internet radio or even your network stored music library. Add additional zones of audio anywhere at any time following the same simple formula. With multiple DMS amps you can share audio sources across zones, up to 32 sources in total, all playing independently at the same time. Cutting edge streaming technology makes your audio crystal clear with no audible signal degradation.



URC TOTAL CONTROL Z-WAVE INTERFACE
SKU: TRF-ZW2

The TRF-ZW2 provides advanced features in a smaller, faster form factor with the addition of a new modern user interface and Wi-Fi connectivity. You can instantly enjoy automation of your home's lighting, door locks, motorized shades/blinds, motion detectors, thermostats—any device bearing the Z-Wave logo—over your home network. Plus, with Wi-Fi Protected Setup (WPS), you can count on connecting each wireless Z-Wave product to the TRF-ZW2 securely. The TRF-ZW2's new, modern graphic user interface streamlines programming and general control of Z-Wave devices for custom installers and users alike.



URC ADVANCED THERMOSTAT
SKU: THZ-100

The THZ-100 advanced thermostat is colorful, bright and easy to use when combined with the URC Total Control integrated system. Control the climate from anywhere within your home or business environment in a way like never before. With dozens of advanced features, the THZ-100 features Intelligent Comfort Recovery, which means that when you set schedules it monitors the current environment and then it intelligently slowly heats or cools accordingly, with dollar-saving efficiency, until it reaches your preset. Additional features include password protection for homes or businesses where access must be limited, and optional wired remote sensors to increase efficiency and accuracy of programmed temperature adjustments.




URC TOTAL CONTROL SENSOR EXTENDER
SKU: MRX-4SEN

The URC MRX-4SEN wireless sensor relay is the perfect complement to a Total Control system when combined with any of the six available sensors. With the MRX-4SEN, your network system controller will always know what is happening with other devices in your home or office. This smart piece communicates with your system controller via URC 2.4GHz RF, and detects changes in a connected sensor to instantly start a series of activities important to you.



URC VOLTAGE SENSOR
SKU: SEN-VOLT
Detects AC or DC voltage between 5 – 24 volts and sends a signal to any sensor input starting an activity for connected components.



URC VIDEO SENSOR
SKU: SEN-VID
Detects an active video signal from components such as a satellite receiver or DVD player and starts an activity such as dimming lights or playing a movie.




URC CONTACT CLOSURE SENSOR
SKU: SEN-CCLS
Detects when a switch/relay is opened or closed and sends a signal to the MRX unit with sensor ports starting an activity for connected components.



URC LIGHT SENSOR
SKU: SEN-LITE
Senses ambient light present or detects a unit's power state via an LED light on its front panel and sends a signal to any sensor input starting an activity for connected components.



URC AUDIO SENSOR
SKU: SEN-AUD
Detects an active audio signal from components such as a satellite receiver or DVD player and starts an activity such as dimming lights or turning on music.



URC CURRENT SENSOR / MAGNETIC FIELD
SKU: SEN-CMF
Detects AC power in power cords and AC magnetic fields created by audio/video components. The Total Control sensor can also track a unit's power state.



HOME AUTOMATION



URC ONE WAY IR/RF COLOR TOUCH SCREEN REMOTE
SKU: MX-1200

The MX-1200 boasts a 2.4" color LCD touch screen that can be fully personalized to your liking. Using one touch automation, your custom installation professional configures your system so that one single button press enables you to listen to music, watch TV, set a lighting scene, or any combination of events you can think of. The MX-1200 guarantees complete system synchronization. Used in conjunction with one of URC award winning RF base stations – such as the MRF-260 or MRF-350 – the MX-1200 can operate equipment through walls or cabinet doors. This means you don't have to be in the same room as your stereo, TV, or any other device but you can still control them entirely.



URC COMPLETE CONTROL COLOR SCREEN IR/RF WAND REMOTE
SKU: MX-990

Outfitted with a brilliant 2.4" color LCD screen, the MX-990 sports a 'freeform graphics' feature. This allows an authorized URC installer to customize the remote's graphics thanks to the greatest flexibility in design and layout. You can have your system configured so that one button press enables you to fire up your TV and DVD or Blu-ray player for an at-home movie night or any other combination of actions you can think of. Your installer can create time-based actions for the remote to perform, and program how long an action will occur, that you can enable or disable whenever you need to. Plus, there's no need for batteries.



URC 255 DEVICE IR/RF WAND REMOTE W/COLOR LCD DISPLAY
SKU: MX-890

Employing the latest in technology and ergonomic design, the MX-890 is equipped to handle virtually any application. Easily control every Audio and Video product you own, including lighting. One touch puts you in complete command of everything. This beauty is strong enough to control the most robust entertainment or theater room, and versatile enough to allow you to select other rooms in the house. The MX-890 features a brilliant 2-inch color, high-resolution screen that can be fully personalized to suit the particular products you wish to control with exciting, custom graphics.



URC ONE WAY IR/RF HARD BUTTON REMOTE
SKU: MX-780

The MX-780 is a wand style hard button remote control with a color LED interface. It provides the reliability you need when controlling your entertainment system. Its gorgeous 1.46" OLED screen gives you a higher contrast ratio than LCD screens and uses less energy as well, which means you'll enjoy more vibrant and deeper color levels, especially in low light settings. URC has added a host of new color icons with modern sources for your installer to use when designing the layout and look of your MX-780 remote control. You can control up to 48 devices located in any room throughout your home with the MX-780.



URC WAND STYLE REMOTE W/ON-SCREEN MACRO EDITING
SKU: MX-450

The MX-450 is an exercise in cutting edge design combining extraordinary functionality with a beautiful color interface. Whether you are controlling one component or two dozen, the MX-450 keeps you in control. With three main pages that support up to 24 audio or video components, your remote can expand with your home theater. Go beyond text and experience engaging graphical icons for devices, activities and popular favorite channels. The MX-450 revolution doesn't stop with form and function; it extends to powerful installation tools.



URC TWO-WAY NETWORK BASE STATION
SKU: MRX-2

The MRX-2 two-way Network Base Station bridges the digital divide between control of clients' legacy components and the IP network. Acting as a Total Control sub-base station, it receives commands from an MRX-10 and reissues them via IR, RS-232, or Relays. Each MRX-2 has the following: one relay, one sensor port, two RS-232 ports and 6 IR ports. The advanced connectivity of the MRX-2 allows it to connect to virtually any device or component. When used in a Total Control system, it can expand zones throughout the space by installing multiple MRX-2 units and control equipment such as shades and TV lifts using the base station sensors, relays and RS-232 ports.



URC COMPLETE CONTROL APP SET-UP CARD FOR IOS/ANDROID
SKU: MX-IOS | MX-ANDROID

Leverage the power of your Apple or Android smartphone or tablet by turning it in to an amazing touchscreen remote for your URC Complete Control home automation system, complete with the Complete Control interface you may already be used to. The CC Control Mobile App for iOS and Android enables control of your A/V devices via a Wi-Fi connection right over the local area network (LAN) that is host to the connected MRX-2 Network Base station from URC. Aided by intuitive interfaces that can easily flip between portrait and landscape views, you can do everything from setting a DVR and navigating favorite channels to controlling music and videos while moving around or from outside.



URC ADDRESSABLE NARROW BAND RF BASE STATION
SKU: MRF-260

The MRF-260 base station is an "addressable" base station. RF addressing gives you the ability to control as many as 60 identical components throughout a house. To enable better range and reliability the MRF-260 is equipped with the Narrow Band RF reception (like the MRF-350), so is only compatible with other Narrow Band remotes. Base Stations are small boxes that sit out-of-sight and receive the radio frequency (RF) commands from the remote and then translate these signals into commands that your various components can understand. The benefits include no more pointing, because RF passes harmlessly through walls, doors and floors. That means that you can store all of your equipment behind closed doors in cabinet furniture. You gain many other versatile features, including the ability to turn off all of the TVs in the house with a single button press, for example, or adjust music volume while out on the patio.



URC UNIVERSAL RF BASE STATION (418MHZ)
SKU: MRF-350

The MRF-350 base station is an "addressable" base station. RF Addressing gives you the ability to control as many as 90 identical components throughout a house. However, the MRF-350 is equipped with the Narrow Band RF reception, so is only compatible with MSC System remotes. The MRF-350 can control up to six individual components and features a separate, detached antenna. The benefit of the detached antenna is that your installer can position it precisely so that you achieve maximum operating range and minimal (or no) interference. With the MRF-350 and a compatible remote you can now have complete control over any component anywhere in the house.



NETWORKING



CIS 1U RACK MOUNTABLE 6DBI
SKU: CIS-80MK1

Custom Integration Solutions provides a fast and efficient means to network configuration and security. Replacing the existing vulnerable "Port Forwarding" standard with a secure "VPN" solution, CIS brings real world secure business class solutions home. With the CIS router and custom configuration, they will lock down your home network in minutes and let you realize the benefits of a real-world secure business class solutions. Specifically designed for the automation industry, this solution has been designed by integrators for integrators. The CIS-80MK1 is powered by a 600MHz 74K MIPS network processor, has 128MB RAM, five Gigabit LAN ports, five Fast Ethernet LAN ports and SFP cage. Add fibre with SFP terminations and you will realize the advantages of fibre from the CIS-80MK1 to your managed switch. It also features a powerful 1000mW dual chain 2.4Ghz, 802.11bgn wireless.

*Activation of CIS VPN requires end-user subscription to CIS DNS service, a \$45 annual fee.



CIS 5-PORT GIGABIT & 5-PORT FAST ETHERNET LAN
INDUSTRY SPECIFIC ROUTER
SKU: CIS-80WM

Finally, a router specifically made for integrators looking for a secure and reliable solution that can grow with their business. The CIS-80WM is a standardized and robust solution capable of handling the largest home automation projects. Plus, with a pre-configured network, setup is quick and easy. The remote access VPN means less time on the road servicing calls now that you can access the network from virtually anywhere.

*Activation of CIS VPN requires end-user subscription to CIS DNS service, a \$45 annual feeservice, a \$45 annual fee



CIS 5-PORT GIGABIT & 5-PORT FAST ETHERNET LAN
INDUSTRY SPECIFIC ROUTER WITH DBI ANTENNAS
SKU: CIS-80WM-6DB

The CIS-80WM-6DB is a 10 port gigabit LAN industry specific router specifically designed for home automation integrators in search of reliable and secure network access. It has a fully featured operating system capable of dynamic routing, hotspot, firewall, MPLS, VPN, advanced quality of service, load balancing and bonding, real-time configuration and monitoring. The CIS-80WM-6DB has been pre-configured for optimal use in home automation applications and includes a fully featured VPN for remote access to home automation, surveillance or any other applications that run within a local network.

*Activation of CIS VPN requires end-user subscription to CIS DNS service, a \$45 annual fee.



TECHNICAL SPECS

Atheros 600MHz 74K MIPS network processor
Pre-configured CIS VPN*
128MB RAM
Five Gigabit LAN ports
Five Fast Ethernet LAN ports
1000mW dual chain 2.4Ghz 802.11bgn wireless AP

RJ45 serial port
MicroUSB port
Power supply
Wall Mount Kit
Includes one 30 minute no-charge setup / support call with CIS. Additional time / calls billed at \$99 per hour by CIS.



Unmanaged switches provide simple, effective and reliable networking solutions. Easy setup, durable metal housings, and silent operation allow these switches to offer dynamic, durable support that meets today's networking demands. Managed switches include a user-friendly, intuitive Web interface. Easy to manage and engineered with a premium feature set, these switches offer expert control and robust support for demanding networking environments. As managed switched allows you to monitor the entire network through its user friendly web interface, you can individually name ports for fast troubleshooting, set up VLANs to isolate chatty devices and enhance your network performance.



ARAKNIS NETWORKS 110-SERIES 24-PORT UNMANAGED+
GIGABIT SWITCH WITH REAR PORTS
SKU: AN-110-SW-R-24

This sleek 24-port Unmanaged+ Gigabit switch delivers an unrivaled networking solution for any job. Designed exclusively for custom installers, it offers visibility to end devices via the OvrC cloud management platform, 1Gbps support on all ports simultaneously, plug-and-play capability, and a new RIFT lighting design with network performance indicators. And with multiple mounting options and a versatile design, this switch can go just about anywhere.



ARAKNIS NETWORKS 310-SERIES 8-PORT L2 MANAGED GIGA-
BIT SWITCH WITH FULL POE+ AND REAR PORTS
SKU: AN-310-SW-R-8-POE

From surveillance cameras to wireless access points, this fully managed PoE solution makes integration on the network easier than ever. Fully managed means full control of the network. This switch provides a full L2 managed solution with functionality to handle the most complex and robust installs. Our flagship series of switches supports full PoE and PoE+, as well as a robust power budget for any job. 1Gbps speed across all ports allows for powerful connectivity.



ARAKNIS NETWORKS 210-SERIES 24-PORT WEBSMART GIGA-
BIT SWITCH WITH PARTIAL POE+ AND REAR PORTS
SKU: AN-210-SW-R-24-POE

For installs that require PoE on a budget, opt for the Araknis Networks 210-series switch. With it, you get a sizable power budget and full PoE capability on all ports, up to 30W. You can also take advantage of Websmart, which allows you to control PoE and IP settings via OvrC. When it comes to operation, this switch has it all, including plug and play capability, multiple mounting options, and a sleek, 1U design. And with multi-speed fans, this switch offers a discreet solution to combat high temperatures.



ARAKNIS NETWORKS 300-SERIES DUAL-WAN GIGABIT VPN
ROUTER
SKU: AN-300-RT-4L2W

The Araknis Networks 300-series Dual-WAN Gigabit VPN Router is perfect for high traffic networks. It has 4 Gigabit LAN interfaces with full Gigabit LAN-LAN speed. It supports 2 Gigabit WAN interfaces that can be configured in load-balancing or link failover modes. The router has embedded firewall for added network security, and also supports a plethora of VPN technologies to allow remote access to client network.



MEDIA DISTRIBUTION



BINARY HDMI 6X4+2 MATRIX SWITCHER WITH SIMULTANEOUS HDMI AND HDBASET OUTPUTS WITH POC
SKU: B-520-MTRX-230-6X4-2

The Binary Matrix Switcher is now power-over-cable (POC) enabled, so the matrix powers the receiver. Four outputs provide an HDMI output for local display(s), as well as an HDBaseT output for longer distances. Just pair the HDBaseT output with the optional receiver to achieve distances up to 230 feet. Best of all, both of these outputs can be used in parallel. It comes equipped with everything needed for control system integration: Ethernet, RS-232 control, and IR routing, and uses a single Cat5e/6 cable to transmit HDMI signals and bidirectional IR - up to 230 ft.



BINARY HDMI 4X4 MATRIX SWITCHER WITH SIMULTANEOUS HDMI AND HDBASET OUTPUTS WITH POC
SKU: B-520-MTRX-230-4X4

The Binary HDMI 4x4 Matrix Switcher with simultaneous HDMI and HDBaseT outputs combines the innovation of the Binary brand and the proven platform of HDBaseT technology. A single Cat5e/6 output transmits HDMI signals and bi-directional IR from 4 sources to 4 displays. Signal extends up to 230 feet with full 1080p video and support for Dolby TrueHD and DTS-HD Master audio. This switcher even comes equipped with POC (power over cable), Ethernet, RS-232 control, and IR routing.

Also available: B-520-MTRX-230-8x8



BINARY HDBASET RECEIVER WITH BI-DIRECTIONAL IR FOR B-520 HDBASET MATRIX SWITCHERS
SKU: B-520-RX-230-IR

When you want to extend audio and video signals over long distances without sacrificing resolution or quality, a Binary HDBaseT Receiver is what you need. This one goes the distance, receiving up to 4K Ultra HD@30Hz video and 7.1 channels of lossless audio over a single CAT cable (when paired with a B-520 HDBaseT transmitter). It works with dedicated HDBaseT transmitters, as well as products with the transmitters built in (such as B-520 matrix switchers) – providing flexibility and interoperability on the job. "Plug and play technology" allows this product to bypass frustrating EQ and EDID settings, and for the finishing touch it includes bi-directional IR for complete system integration.

Also available: B-520-RX-330-IR



BINARY HDMI 4X4 MATRIX SWITCHER WITH HDMI OUTPUTS
SKU: B-120-HDMATRIX-4X4

If your application calls for reliable HDMI switching, this Binary HDMI 4x4 Matrix is the perfect solution. Simultaneously route 4 sources to up to 4 different displays using our HDMI cables for direct connection, or use our extenders to send video to remote rooms. Bi-directional IR and RS-232 are available to control the matrix itself. And, if you're using a more sophisticated controller, there's an Ethernet port for system integration. Exclusive Binary setup software and Ethernet, make it an installer's favorite.

Also available: B-120-HDMATRIX-8x8



BINARY HDMI 16X16 MATRIX SWITCHER WITH SIMULTANEOUS HDMI AND HDBASET OUTPUTS
SKU: B-500-MTRX-230-16X16

The B-500-MTRX-230-16x16 uses a single Cat5e/6 output to transmit HDMI signals and bi-directional IR from 16 sources to 16 displays – up to 230 feet with full 1080p video and support for Dolby TrueHD and DTS-HD Master audio. Each output provides an HDMI output for local display(s), as well as an HDBaseT output for longer distances with the option of using both of the outputs in parallel. To control the matrix itself, Ethernet, bi-directional RS-232 and IR are all available and thanks to HDBaseT functionality, you don't have to fiddle with any EQ settings between the switcher and its receiver.

Also available: B-500-MTRX-230-4x4, B-500-MTRX-230-8x8, B-500-MTRX-230-8x16



BINARY HDBASET EXTENDER (330 FT), BI-DIRECTIONAL IR, RS-232, ETHERNET AND POC
SKU: B-520-EXT-330-RS-IP

The Binary HDMI Extender transmits up to 4K video and 7.1 channels of lossless audio – up to 330' over a single Cat 5e/6 cable. This extender supports an HDBaseT feature set that transmits full uncompressed HD video, audio, POC (power over cable), and control signals (bi-directional IR, RS-232, and IP), all through a single CAT5e/6 LAN cable up to 330'. It allows for greater RF immunity, so you get a better and more reliable signal, plus it's easier to install because you don't have to fiddle with any EQ settings. Just plug and play and you're on your way to faster, easier, and just plain better media distribution.



BINARY CAT 5E/6 HDMI 3D EXTENDER (130') W/ WALL PLATE RECEIVER & IR PASS THROUGH
SKU: B-320-1CAT-HDIR-W

The Binary Single Cat 5e/6 HDMI 3D Extender transmits full HDMI 3D and bidirectional IR up to 130' over a single Cat5e/6 cable. Over the same CAT5e cable, you can easily send commands from a control system to the TV – and simultaneously control DVD players, cable boxes and other source equipment from the TV location. The recessed, in-wall receiver makes the most out of the shrinking space behind TVs and is specifically designed to fit any single-jang J box, providing room for bulky connectors.

Also available: B-320-1CAT-HDIR



BINARY USB 2.0 CAT 5E/6 EXTENDER BALUN KIT 100M (330 FT)
SKU: B-300-USB2-CATX

Perfect for use with any USB 2.0 devices, these installer-friendly baluns allow you to use plenum rated cable up to 100M (300 ft.) to reliably extend USB signals over UTP cable through conduit and in ceilings. These professional grade baluns were specifically designed and tested to work with the Sony Playstation 3, Xbox 360 Kinect, and their controllers. When used with a USB hub, they allow for remote placement of gaming consoles to keep living spaces neat and tidy. And with their patented USB technology, they are sure to work seamlessly every time.



MEDIA DISTRIBUTION



ATLONA 4K/UHD DUAL-DISTANCE 4x4 HDMI TO HDBASET MATRIX SWITCHER WITH POE
SKU: AT-UHD-PRO3-44M

The AT-UHD-PRO3-44M is an HDMI to HDBaseT matrix switcher with PoE for 4K/UHD @ 60Hz video signals with Power over Ethernet for receivers and analog audio breakout. The matrix provides both extended distance, 328 foot (100 meter) and long distance, 230 foot (70 meter) HDBaseT transmission over category cable. It also provides convenient bidirectional extension of both RS-232 and IR Control. An HDMI output is provided as a mirrored output designed for routing HDMI-based audio to an AVR or as an additional matrix output. The matrix switcher is HDCP 2.2 compliant and supports EDID communication. The matrix is control system-friendly and integrates with any TCP/IP, RS-232, or IR based control signals. Designed for multi-zone residential or commercial distribution applications, the AT-UHD-PRO3-44M features a 1U, rack-mountable enclosure with an internal, international power supply.



ATLONA 4K/UHD DUAL-DISTANCE 6x6 HDMI TO HDBASET MATRIX SWITCHER WITH POE
SKU: AT-UHD-PRO3-66M

The Atlona AT-UHD-PRO3-66M is a dual-distance 6x6 HDMI to HDBaseT matrix switcher for 4K/UHD @ 60Hz video signals with Power over Ethernet for receivers and analog audio breakout. The matrix provides flexible HDBaseT routing with both extended distance, 328 foot (100 meter) and long distance, 230 foot (70 meter) transmission over category cable with bidirectional extension of both RS-232 and IR Control. Two HDMI outputs are provided as mirrored outputs designed for routing HDMI-based audio to an AVR or as additional matrix outputs. The matrix switcher is HDCP 2.2 compliant and supports EDID communication. The matrix is control system-friendly and integrates with any TCP/IP, RS-232, or IR based control signals. Designed for multi-zone residential or commercial distribution applications, the AT-UHD-PRO3-66M features a 2U, rack-mountable enclosure with internal, international power supply.



ATLONA 4K/UHD DUAL-DISTANCE 8x8 HDMI TO HDBASET MATRIX SWITCHER WITH POE
SKU: AT-UHD-PRO3-88M

The AT-UHD-PRO3-88M is a dual-distance 4K/UHD 8x8 HDMI to HDBaseT matrix switcher 4K/UHD @ 60Hz video signals with Power over Ethernet for receivers and analog audio breakout. The matrix switcher features advanced capabilities for AV signal distribution and a host of integrator-friendly features. The switcher supports 4K/UHD @ 60 Hz, 4:2:0, 8-bit video signals; offers 3D pass-through and meets HDCP 2.2 copy protection standards. Remote power for compatible Atlona UHD-EX Series HDBaseT receivers is provided using industry standard IEEE 802.3af PoE supplied by the switcher over HDBaseT links. Professional audio capabilities include analog audio de-embedding with volume, mute, and 5-band EQ for the first six output zones on line level, captive screw connectors. The matrix supports digital audio signals up to 192 kHz/24-bits. Flexible control capability is provided by the supplied IR remote, front panel control, GUI-based integrated web server as well as compatibility with TCP/IP, RS-232, or IR based control system.



ATLONA 4K/UHD HDMI OVER 100M HDBASET TX/RX WITH ETHERNET, CONTROL AND POE, AND RETURN OPTICAL AUDIO
SKU: AT-UHD-EX-100CEA-KIT

The AT-UHD-EX-100CEA-KIT is a premium HDBaseT extender pair for residential systems that require audio from the TV to be amplified by an AVR near the set top box located at some distance from the TV. Return audio may be any audio signal including Dolby or DTS up to 5.1 (based on limitations of optical audio standard). The kit utilizes HDBaseT technology specifically designed to support audio extension based on HDBaseT 2.0 compared with some other solutions which use HDBaseT control channels to transmit return audio which may cause latency or quality issues. Ideal for use in residential installations with AVRs and STBs located in a separate area from the TV at longer distances than HDMI cables can support.



ATLONA 4K/UHD HDMI OVER 100M HDBASET TX/RX WITH ETHERNET, CONTROL AND POE
SKU: AT-UHD-EX-100CE-KIT

The Atlona AT-UHD-EX-100CE-KIT is an HDBaseT transmitter/receiver kit for HDMI transmission up to 328 feet (100 meters) over category cable with Ethernet pass through, RS-232 and IR control, plus Power over Ethernet. This extender kit transmits video signals up to 4K/UHD @ 60Hz with embedded multi-channel audio and remote 48V power for the receiver. Additionally, the kit extends Ethernet, RS-232, and 12 volt-based IR control commands. The kit is HDCP 2.2 compliant and supports EDID communication. Both transmitter and receiver feature quarter rack width metal enclosures for easy rack mounting with rear panel I/O ports for uncluttered wire management. Use with an optional AT-IR-CS-RX IR receiver cable to capture IR remote commands for AV system control.



ATLONA 4K/UHD HDMI MULTI-CHANNEL DIGITAL TO 2-CHANNEL BALANCED ANALOG AUDIO CONVERTER
SKU: AT-UHD-M2C-BAL

The Atlona AT-UHD-M2C-BAL is an audio converter used to extract and downmix multi-channel LPCM, Dolby, and DTS surround sound signals from HDMI sources to balanced analog signals for professional audio systems. The converter provides controls for one- or two-channel mode, volume, mute, bass, and treble via RS-232, TCP/IP, and a web-based GUI. A balanced analog audio output is provided on a 5-pin captive screw connector. The video pass-through design of the AT-UHD-M2C-BAL allows it to be placed anywhere in the signal path where a convenient audio feed to the sound system is required. The AT-UHD-M2C-BAL also supports the Atlona Management System (AMS), a powerful network software platform that integrates product configuration, management and updating.

AMS™ ATLONA MANAGEMENT SYSTEM

The Atlona Management System (AMS) is a powerful software resource for select Atlona IP-controllable products in commercial, educational, government and residential environments. It integrates product configuration, management, and updates to reduce installation time and enable remote support. Comprehensive features include: automatic search and detection of Atlona products; device configuration in single or multiple sites; configuration backup, automatic or user-triggered firmware upgrades, and an intuitive graphical user interface. The AMS is based on a distributed architecture where multiple installed AV devices can be managed from a single server. Using the simple, web browser-based user interface, the operator can drill-down from a high-level network view to an individual device. The operator can choose to manage systems either locally (LAN) or from a remote location (WAN). The AMS is ideal for use in multi-device AV installations. It is scalable to any size installation. Remote management capabilities of the AMS enable AV technicians to manage, operate and maintain AV systems from anywhere and anytime using a common web browser – requires access to the network on which the server is installed.





LIGHTING CONTROL

VIVIDO SMART HOME LIGHTING SOLUTIONS

VIVIDO LIGHTING PRODUCTS DELIVER TWO-WAY FEEDBACK WHEN INSTALLED AS PART OF A URC TOTAL CONTROL AUTOMATION SYSTEM. CONTROL LIGHTS AND SCENES - AT HOME OR WHILE AWAY - USING AN ARRAY OF REMOTES, KEYPADS AND MOBILE APPS. VIVIDO CAN ALSO BE INSTALLED AS A STANDALONE LIGHTING CONTROL SYSTEM. VIVIDO ALLOWS YOU TO "SET THE SCENE" AND ENJOY A PERSONAL LIBRARY OF PRESET COMBINATIONS OF LIGHTING LEVELS PERFECTLY SUITED TO YOUR LIFESTYLE. ADD A WHOLE NEW LEVEL OF SECURITY TO YOUR LIFE. CONTROL LIGHTS IN A TWO-WAY FASHION USING YOUR SMARTPHONE OR TABLET AND OUR URC MOBILE APP. ADJUST LIGHTS FROM THE OFFICE OR JUST BEFORE YOU ARRIVE HOME. AND, MAKE THE HOUSE LOOK LIVED IN WHILE YOU'RE AWAY.



VIVIDO MASTER AND ACCESSORY DIMMERS

SKU: VARIOUS

Available as in-wall replacements for existing switches, unique battery-powered dimmers and lamp dimmer modules, Vivido dimmers provide more options than any other brand and do so at family-friendly prices. Vivido offers great versatility as you can dim virtually any dimmable LED, CFL, FLR, MLV, ELV, halogen or tungsten household light bulb.

Master Neutral Dimmer (all load): VL-9540-MND-XX
 Master Dimmer (no neutral): VL-9534-MD-XX
 Accessory Neutral Dimmer (all load): VL-9542-AND-XX
 Accessory Dimmer (no neutral): VL-9542-AD-XX
 1000 Watt Dimmer (no neutral): VL-9536-DW



VIVIDO WALL MOUNT FIVE-SCENE KEYPAD

SKU: VL-RFVC5D-WH

The Vivido wall mount five-scene keypad mounts in a standard single-gang electrical box that is powered by normal household line voltage (120V/AC 60Hz). It activates up to five (5) preset scenes by manually pushing one of the five buttons on the keypad. Scenes are a group of devices set to customized levels or states. The keypad has five buttons for turning individual scenes both ON and OFF. A blue LED on each button provides scene status notification and LEDs also dim when a scene has been deactivated. Each scene can be brightened or dimmed by pressing and holding any active (ON) scene's button. The button located on the side of the device transmits an All-Off command to only devices associated with that scene controller. This keypad can be incorporated into your home lighting system or married to a URC Total Control automation system.



VIVIDO BATTERY OPERATED SWITCH/DIMMER

SKU: VL-9500-BOS-XX

The Vivido Battery Operated Switch/Dimmer controls RF receptacles, switches or dimmers to provide remote On/Off/Dim/Bright control. This switch/dimmer provides other programmable functions (association, child lockout, etc.) when used with Vivido or other Z-Wave compliant products. It is intended to manually control other Z-Wave devices through association. Utilizes two CR2025 batteries and mounts flush to the wall. No new wiring is required, so it's ideal for retrofits.

- » Can be associated with up to five other devices
- » Electro-mechanical push pad for On/Off operation with separate Dim/Bright bar
- » Can be used in existing or new multi-gang installations with use of inner wall plate

Available in white, black and light almond



VIVIDO LAMP DIMMING AND APPLIANCE SWITCHING PLUG-IN MODULES

SKU: VARIOUS

Simply plug the lamp cord into the receptacle on the Vivido Lamp Dimmer and plug the Lamp Dimmer into the wall. No screwdriver needed. The Vivido Plug-in Lamp Dimming Module provides local and remote ON/OFF/DIM/BRIGHT control of table and floor lamps where desired. The module provides other programmable functions (scenes, events, association, child lockout, etc.) when installed as part of a Total Control system. Plug-in modules can be manually controlled and remotely controlled by commands sent from URC and other Z-Wave compatible controllers or programs. The Vivido Plug-in Appliance Switching Module plugs directly into the wall. Any device up to 600 Watts, including appliances, then plugs into the Switching Module.

Lamp Dimming Module: VL-LDM
 Appliance Switching Module: VL-APM

- » Quiet relay switching
- » Amber LED indicates ON/OFF load status
- » Single button programming
- » Can be included in Scenes



VIVIDO MASTER AND ACCESSORY SWITCHES

SKU: VARIOUS

Switches are ideal for controlling wall outlets and devices that cannot be dimmed and standard wall outlets. Wall outlets should never be controlled by a dimmer due to the risk that someone might plug in an inappropriate device (anything with an electric motor such as a vacuum cleaner or fan) which can cause damage or potentially create safety hazards. In circuits where a light is controlled by more than one switch, one Vivido Master Switch and the appropriate number of Accessory Switches (maximum five) must be installed. No traveler wire necessary.

Master Neutral Switch (all load): VL-9501-MNS-XX
 Accessory Neutral Switch: VL-9517-ANS-XX

- » Can be associated with up to 5 other devices
- » Electro-mechanical push button for ON/OFF operation
- » Patented indicator system alerts if switch is not set upon the network
- » Blue LED illuminates to indicate ON/OFF status
- » Single button programming
- » Programmable delayed OFF mode up to 4 minutes (default is 10 seconds)



VIVIDO RF DUPLEX RECEPTACLE

SKU: VL-9505-RFR-XX

The Vivido split receptacle replaces regular receptacles to provide local and remote RF ON/OFF control of a single outlet. The receptacle provides other programmable functions (scenes, events, association, child lockout, etc.) when used with a URC or other Z-Wave compliant controllers. The receptacle can be manually and remotely controlled by commands sent from an URC controller or other Z-Wave compatible controllers or programs. A Vivido RF Duplex Receptacle utilizes existing 120 V/AC 60Hz standard house wiring and fits into a standard wall box. No new wiring needed.

- » Provides control of one outlet leaving the other for normal use
- » Complies with 2011 NEC section 406.12 specification that states all receptacles installed in dwelling units must be tamper resistant (dwelling units are defined in NEC Article 210.52)
- » Offers UL listed safety shutter system that prevents insertion of foreign objects into receptacle
- » Ability to be controlled remotely by other Z-Wave devices through association





LIGHTING CONTROL

RADIORA 2 HOME CONTROL

RADIORA 2 WAS DEVELOPED TO WORK IN ANY RESIDENCE, NEW OR EXISTING. EASILY INSTALL KEYPADS, SENSORS, LIGHT CONTROLS, FAN CONTROLS, TEMPERATURE CONTROLS, APPLIANCE CONTROLS AND SHADES TO CREATE A SYSTEM THAT WILL BEST SUIT YOUR NEEDS. WHETHER YOU HAVE INCANDESCENT, MAGNETIC LOW-VOLTAGE, ELECTRONIC LOW-VOLTAGE, FLUORESCENT LIGHTS OR LEDS, RADIORA 2 WILL PROVIDE THE CONTROL YOU NEED.



REMOTE CONTROL & MONITORING

The Lutron Home Control+ app lets you control and monitor your RadioRA 2 system right from your mobile device – at home or while away.

Full two-way functionality allows your iPhone, iPod Touch, iPad and Android devices to update in real-time when you adjust lights, ceiling fans, shades, temperature or plug-in devices in your home. The app supports multiple RadioRA 2 systems – perfect for users with more than one home.


COLORS & STYLES

RadioRA 2 keypads, dimmers and accessories come in beautiful color palettes, while shades are available in a wide variety of fabrics and styles. You can choose colors and fabrics to complement a room's look and feel, and to coordinate with the overall style of your home.

SC SATIN COLORS



GC DESIGNER GLOSS COLORS



SM SNOW & MIDNIGHT ONLY

WB WHITE & BLACK ONLY

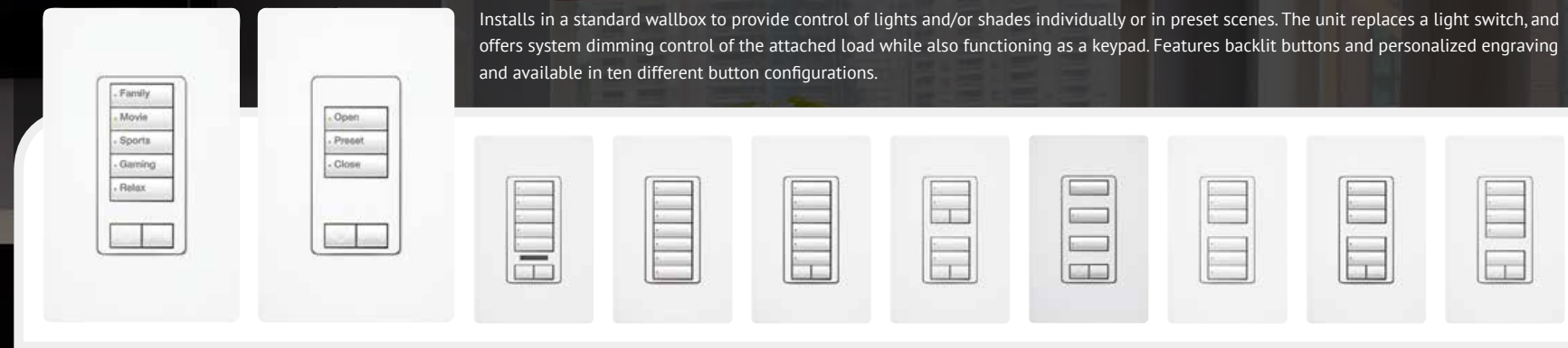
W WHITE ONLY

RADIORA 2 KEYPADS

USE WALL-MOUNTED OR TABLETOP KEYPADS TO ADJUST LIGHTS, CEILING FANS, SHADES OR HVAC. HANDHELD CONTROLS AND THE CAR VISOR TRANSMITTER ARE CONVENIENT WAYS TO ADJUST LIGHTS AND SHADES. KEYPADS ARE AVAILABLE IN A WIDE VARIETY OF BUTTON CONFIGURATIONS AND COLORS.


SC GC SEETOUCH WALL-MOUNTED KEYPADS

Installs in a standard wallbox to provide control of lights and/or shades individually or in preset scenes. The unit replaces a light switch, and offers system dimming control of the attached load while also functioning as a keypad. Features backlit buttons and personalized engraving and available in ten different button configurations.




SM SEETOUCH TABLETOP KEYPADS

Provides homeowners with a simple and elegant way to operate lights, shades, motorized screens, pumps, thermostats and many other devices. The keypads communicate with the system through radio frequency (RF) and are perfect for the coffee table or the nightstand. Powered by standard AAA batteries or an included plug-in adapter. Available in 5, 10 and 15 button configurations.



GC * PICO WIRELESS CONTROLS

A flexible and easy to use device that allows the user to control Sivoia QS Wireless shades and drapes, and RadioRA 2 lighting devices. These battery-powered (10-year battery life) remote controls can be mounted to any wall surface, placed on a pedestal for tabletop use, or used as a handheld control. A wall-mount option provides the convenience of additional "3-way" control of lights and shades with no new wiring. *Available in White/Gray and all Designer Gloss Colors except Brown and Gray.




CAR VISOR TRANSMITTER

A three-button, battery-powered control that provides control of lights and shades from your car. HomeLink compatibility in the visor control receiver allows your car's built-in buttons to adjust lights and shades.



WB PICO WIRELESS CONTROL PEDESTALS

Pedestals for table-top control. Available in single, double, triple and quad pedestal configurations.





LIGHTING CONTROL

RADIORA2 LIGHT CONTROLS

LIGHT CONTROLS PROVIDE THE BASIC BUILDING BLOCKS FOR THE RADIORA2 SYSTEM. DIMMERS, SWITCHES AND OTHER COMPONENTS ARE AVAILABLE IN A VARIETY OF COLORS AND FINISHES.

SC GC WALL-MOUNTED HYBRID KEYPAD

Replaces a standard light switch and installs in a standard wallbox gang. Receives signals from keypads and sensors and controls power to your lights. With the hybrid keypad you can turn your lights on, off, dim them or create specific scenes. You can also control other lights throughout your home, as well as shades, using this keypad. Features backlit buttons and personalized engraving. Available in six different button configurations.



SC GC WALL-MOUNTED DIMMER

Installs in place of a standard light switch to provide dimming control of the attached lighting, as well as system control from keypads and other devices. Green indicator lights glow softly as nightlight when room light is off.



SC GC WALL-MOUNTED SWITCH

Installs in place of a standard light switch to provide switching control of the attached lighting, as well as system control from keypads, sensors, and other devices. Each switch controls one zone, or area, of light and lights turn on and off with a tap of the switch.




SM TABLETOP LAMP DIMMER

Provides direct dimming control of an attached table or floor lamp, and provides system control of the lamp from keypads and other devices. The dimmer's "stack-on" plug connects to a standard electrical receptacle and also provides the connection for the lamp.



SM PLUG-IN DIMMING MODULE

Plugs into a standard receptacle and provides connection for floor or table lamps with a capacity of 300 W incandescent/halogen for one receptacle. Plug-in modules are designed to be concealed behind furnishings. Connected lights can be controlled only from keypads, sensors and other system devices.



RADIORA2 TEMPERATURE CONTROLS

LUTRON TEMPERATURE CONTROLS ARE DESIGNED TO WORK IN CONJUNCTION WITH YOUR RADIORA2 SYSTEM FOR CONVENIENT TEMPERATURE CONTROL FROM KEYPADS, MOBILE DEVICES AND THE TIMECLOCK. THEY PROVIDE CONVENIENCE, FLEXIBILITY AND ENERGY SAVINGS IN AN AESTHETICALLY PLEASING DESIGN.



SC GC SEETEMP WALL CONTROL

Shows current temperature and allows you to adjust set point and system mode (heating, cooling, auto, fan on/off). Multiple wall controls can be used, providing multi-location control. Communicates via Lutron Clear Connect® RF Technology to ensure reliable communication and consistent performance. Save energy by reducing your HVAC usage with the "eco" button which adjusts the temperature by two degrees. Available in Celsius and Fahrenheit versions.



SM HVAC CONTROLLER

Replaces the wall-mounted thermostat and connects to and controls HVAC equipment using standard low-voltage thermostat wiring. Communicates with a wireless temperature sensor and seeTemp wall controls via Clear Connect RF technology to simplify installation and ensure reliable operation.



TOUCHPRO WIRELESS THERMOSTAT

The TouchPRO wireless thermostat with Clear Connect RF Technology combines the trusted Honeywell brand with Lutron innovation. It looks like a conventional thermostat, is easy to install and program, and it works with Lutron's designer seeTemp wall-mounted temperature controls—making it easy to add additional points of control. Temperature can be controlled from keypads, sensors, mobile devices and third-party control systems.



SM WIRELESS TEMPERATURE SENSOR

The battery-powered (5-year battery life) wireless temperature sensor is surface-mounted to the wall in the space to be conditioned. It detects temperature and transmits that information to the HVAC controller.

RADIORA2 BEHIND THE SCENES



MAIN REPEATER

Provides open integration with other systems, devices and the Web. The included astronomic timeclock allows system control based on time of day as well as sunrise/sunset. The main repeater is required for system set up and operation.



AUXILIARY REPEATER

Extends system radio frequency (RF) range in larger applications, outdoor spaces and between buildings. It can be used wirelessly within the home or be wired to another repeater to span longer distances.



VISOR CONTROL RECEIVER

Provides system control from the car. The security feature turns on and flashes selected lights when the security system is activated. Contact closure outputs enable remote control of garage door openers.



SHADE CONTROL

SIVOIA QS TRIATHLON AUTOMATED SHADES

SIVOIA QS TRIATHLON IS THE MOST FASHIONABLE, FLEXIBLE AND AFFORDABLE MOTORIZED SHADING SYSTEM AVAILABLE TODAY. THIS BATTERY-POWERED SOLUTION OFFERS A 3-5 YEAR BATTERY LIFE FOR EASY INSTALLATION AND MAINTENANCE, PERFECT FOR RETROFIT APPLICATIONS. ABLE TO WORK AS A STANDALONE OR SYSTEM SOLUTION, THESE SHADES CAN BE CONTROLLED AT THE TOUCH OF A BUTTON WITH A PICO WIRELESS CONTROL, OR INTEGRATED INTO A WHOLE-HOME CONTROL SYSTEM.

THE BENEFITS OF SIVOIA QS TRIATHLON SHADING SOLUTIONS

Convenience

- » Battery-powered shades that feature industry-leading battery performance for easy installation and maintenance—perfect for retrofit applications (wired power options also available)
- » Remote-controlled shades allow for convenient control of multiple shades—perfect for hard-to-reach windows
- » Adjust shades with a wire-free handheld or wall-mount control from anywhere in room
- » A single button press adjusts hard-to-reach window treatments
- » Operate quietly to prevent disruption in any space
- » Cord-free design makes this solution safe for homes with young children or pets

Style

- » Available in Roller Shade or insulating Honeycomb Shade styles
- » Wide variety of beautiful colors, fabrics, styles and textures to meet the functional and aesthetic needs of any space
- » Give your room a crisp, clean look that complements many decorating styles

Flexibility

- » Works with Lutron Pico wireless controls or seamlessly integrates into a Lutron home control system for control at the touch of a button

Save Energy

- » Lower shades in summer to insulate the space and help reduce cooling costs
- » Raise shades in winter to let sun in during the day and lower them at night to trap the day's heat, and reduce heating costs
- » Insulate your home effectively with the heat-trapping air pockets of insulating honeycomb shades, which enhance energy efficiency

Integrate Seamlessly

- » L Sivoia QS Triathlon shades are the only battery-powered shades available today that integrate seamlessly with a whole-home control system such as RadioRA 2 or HomeWorks QS
- » Control your shades in conjunction with your lights—and transform your space for any activity

Sun Room

- » Temperature management: Relax in comfort. Prevent the midday sun from turning your sunroom into a sauna by pressing a button to lower your shades, so you can stay cool and comfortable.

Home Office

- » Comfortable workspace: Eliminate glare from the computer screen and reduce the strain on your eyes. Lowering your battery-powered shades will filter the sun's harsh rays and provide the optimal light level for your home office.

KEY APPLICATIONS FOR SIVOIA QS TRIATHLON SHADES

Family Room

- » Visual appeal: Shade your space with style. Not only will your shades block the glare on your television screen, but they will operate in perfect unison and stay aligned with shades in adjacent windows.

Bathroom

- » Relax and unwind: With your handheld remote, you can adjust the position of your shade mid-soak, giving you the privacy and ambiance you want to decompress.

SIVOIA QS TRIATHLON SHADING SOLUTIONS

SIVOIA QS TRIATHLON SHADES ARE AVAILABLE IN TWO WINDOW TREATMENT STYLES TO MEET ALL OF YOUR DESIGN NEEDS.

ROLLER SHADES

- » Roller shades sizes available as wide as 96" and as tall as 120"
- » Uses 6-8 store-bought D-cell batteries, depending on size
- » Plug-in power options also available for shades that are installed in hard-to-reach areas
- » Shades are controlled with a Pico wireless control, or integrated into a whole-home control system
- » Designer hembar style offers a clean aesthetic that complements the chic look of the roller shade panel
- » Choose the head rail option that meets your style needs (with or without fabric-wrapped fascia)
- » Inside or outside mount available
- » Available in a wide variety of fabric colors and textures including sheer, translucent and blackout fabrics

Fabric Options

- Shades are available in a wide variety of fabric colors and textures.
- » Sheer - Open weaves preserve views to outside and filter sunlight. Ideal for rooms where you don't need complete privacy
 - » Translucent - Tighter weaves transform harsh daylight into a soft, filtered glow. Provides increased privacy for spaces like bathrooms
 - » Blackout - Opaque fabrics block light from entering the space. Ideal for bedrooms and media rooms for complete privacy

Top Treatment Options

- » Roller shade with fascia - For a complete, finished look. Fabric-wrapped fascia matches the roller shade fabric
- » Roller shade without fascia - For windows that will use a separate, custom top treatment. Versatile design works with cornices, swags, drapery, or valances

INSULATING HONEYCOMB SHADES

- » Air pockets trap heat to provide superior insulation
- » Can cover windows up to 96" x 96"
- » Uses 4-8 store-bought AA or D-cell batteries, depending on size
- » Plug-in power options also available for shades that are installed in hard-to-reach areas
- » Shades are controlled with a Pico wireless control, or integrated into a whole-home control system
- » Color-matched head rail can be installed on its own, or paired with your own top treatment
- » Available in different light transmittance options including sheer, light-filtering and room-darkening

Fabric Options

- Shades are available in different light transmittance options, as well as a variety of colors and textures
- » Sheer - Designer fabrics that allow daylight to transmit through the shade and also allow views to the outside
 - » Light-Filtering - Fabrics that allow daylight to transmit through the shade but limit specific views to the outside. Available in single-cell or double-cell options
 - » Room-Darkening - Fabrics that utilize a room darkening lining to eliminate light transmission through the shade and block views to the outside. Available in single-cell style

SIVOIA QS TRIATHLON SHADE ESSENTIALS TRAINING QUALIFICATIONS & REQUIREMENTS

In order to access Lutron's Shade Configuration Tool (SCT) – a software design and quote tool providing access to the Sivoia QS Triathlon suite of products for the ability to sell, specify, measure, purchase and install these strategic solutions – you must complete the Triathlon Shade Essentials training. An initial opening order is also required in order to purchase Sivoia QS Triathlon shades.

Triathlon Shade Essentials Qualification training is intended for any dealer or contractor interested in making automated shading solutions an integral part of their business/profit model. This program is designed to get you qualified on the sales, specification, measurement, ordering and installation of Triathlon Roller and Honeycomb shades. Learn how battery powered shades can increase your sales opportunities while reducing your labour and time on the job. Training can be completed online or in-person by attending a live training event.

For more details, visit the Staub website at www.staub.ca/catalog/lutron.

DOUBLE YOUR WARRANTY

Install Russound speakers with a qualifying controller and you'll double the warranty on the Russound electronics. Speakers and a qualifying Russound controller must appear on the same end-user invoice for warranties to be doubled.



AUDIO DISTRIBUTION



RUSSOUND WALL-MOUNTED COLOR TOUCHSCREEN
SKU: XTS

The XTS Touchscreen is a stylish in-wall touchscreen that runs an embedded version of the popular MyRussound App. Featuring a 4.7" high resolution QHD display, elegant, low-profile design and powerful Cortex-A9 dual core processor, the XTS works exclusively with Russound MCA-Series/C-Series Controllers and XStream systems. It connects to the network rather than the controller, making placement even more flexible. Plus, the XTS makes it easy to keep your interface up-to-date with MyRussound app software updates only a touch away. By placing the powerful MyRussound app in a permanent location on a wall, the XTS gives you full control and easy access to your Russound system, eliminating the need for your phone or tablet to simply change the volume or switch favorites.



RUSSOUND MULTILINE DISPLAY KEYPAD
SKU: MDK-C6

The MDK-C6 high-resolution multiline display is a wall-mounted, standard fit, double-gang keypad for MCA-Series and C-Series systems. The keypad's gray scale LCD screen displays real-time information including playlist, channel, artist, song title, genre and more when used with Russound Smart Sources. Responsive hard buttons offer access to virtually every system feature and source control function. The buttons and screen brightness are adjustable and can be dimmed at the owner's discretion.



RUSSOUND KEYPAD FOR CAA66
SKU: KP6

The KP6 keypad gives you simple control of your CAA66 multiroom system with easy-to-use buttons and visual feedback. It includes 20 source labels to easily identify each system source, from a CD player to an iPod. The keypad also indicates volume and receives IR commands from a remote control. You can adjust the bass, treble, balance, loudness and volume directly from each keypad to personalize the sound in the zone. For added convenience, you can turn the whole system off at any keypad. The KP6 keypad supports the KPSC keypad to add source control and numeric control capability.



RUSSOUND LCD KEYPAD FOR CA SYSTEM
SKU: KPL

The KPL keypad is an in-wall, Decora style single-gang keypad designed for individual zone control of CAA66/CAS44 distributed audio systems (wall plate not included). It has amber backlit, soft-touch volume, power and source select buttons. Its five-character display aids in source selection, offering over 100 source labels to name your sources. The display also indicates volume and system status. Easily adjust the bass, treble, balance, loudness and volume directly from the keypad to personalize the sound playback in any zone, and turn the whole system off at any keypad. The KPL keypad supports the KPSC keypad to add source control and numeric control capability.



RUSSOUND CA4-KT1 CA4 4 SOURCE/4 ZONE KIT
SKU: CA4-KT1

The CA4-KT1 Multi-room Controller System Kit includes the controller (CA4), 4 system keypads (CA4-KP), wall port (CA4-WP), 4 IR emitters, system remote control (USRC) and rack ears. Wall plates not included. The CA4 multi-zone controller features 4 source/4 zone rack mountable, source grouping, party mode, 1-U high, 4 zones at 30W/zone, rear RS-232 port, RJ-45 expander jack and 4 single IR emitters. Fixed and variable line output (Zone 4 only). The CA4-KP System Keypad is a single-gang, in-wall Decora style keypad for control of a CA4 multi-zone audio system with one RJ-45 connection.



RUSSOUND CAA66K, WHT/ALM CAA66 KIT
SKU: CAA66K-WHT-KIT

The CAA66K Controller Amplifier Kit includes the CAA66 controller/amplifier, 6 white KP6 single-gang keypads, USRC remote and six 845.1 emitters. Wall plates not included. The CAA66 system includes features not typically found at this price point. Simplified programming, audio playback adjustments and expandability make the CAA66 the only choice for affordable excellence in multiroom audio. The KP6 Keypad gives you simple control of your CAA66 multiroom system. It includes 20 source labels to easily identify each system source, from a CD player to an iPod. The keypad also indicates volume and receives IR commands from a remote control.



RUSSOUND KT2-88 KIT - MCA-88 CONTROLLER AND 6 MDK-C6 KEYPADS 110V
SKU: KT2-88-KIT

The KT2-88 Multi-Zone Controller Amplifier System Kit includes the MCA-88 8 Source/8 Zone controller/amplifier, 6 system (white) keypads (MDK-C6), remote control (USRC), rack ears, IR emitters and wall plates. The MCA-88 Digital multi-zone controller amplifier provides up to eight zones of distributed audio, for up to 8 audio sources. Scalable to 48 zones, the MCA-88 provides numerous options to tailor to residential or light commercial distributed audio systems. The MDK-C6 Multiline Display Keypad is a wall-mounted, standard fit, double-gang keypad for MCA-Series and C-Series systems. The keypad's gray scale LCD screen displays real-time information including playlist, channel, artist, song title, genre and more when used with Russound Smart Sources.



RUSSOUND KT2-66 KIT - MCA-66 CONTROLLER AND 6 MDK-C6 KEYPADS 110V
SKU: KT2-66-KIT

The KT2-66 Multi-Zone Controller Amplifier System Kit with MDK-C6 includes the MCA-66 6 Source/6 Zone controller/amplifier, 6 system (white) keypads (MDK-C6), remote control (USRC), rack ears, IR emitters and wall plates. The MCA-66 Digital multi-zone controller amplifier provides up to six zones of distributed audio. Scalable to 36 zones, the MCA-66 provides numerous options to tailor every room in residential or light commercial distributed audio systems. A variety of input options have been engineered into the MCA-66 to connect up to 6 sources. The MDK-C6 Multiline Display Keypad is a wall-mounted, standard fit, double-gang keypad for MCA-Series and C-Series systems. The keypad's gray scale LCD screen displays real-time information including playlist, channel, artist, song title, genre and more when used with Russound Smart Sources.



AMPLIFIERS



EPISODE 2 CHANNEL 150 WATTS DIGITAL AMPLIFIER WITH AUTO POWER
SKU: EA-AMP-2D-150A

The EA-AMP-2D-150A is an efficient Class-D amplifier that features two channels at a powerful 150 watts pre channel RMS, making it the perfect fit for stereo applications. Features include audio sensing turn-on, loop outputs and built-on ESD and surge protection, offering the versatility required for today's sophisticated audio systems. When using a stack of amplifiers, the loop outputs are a convenient way to daisy-chain the signal to downstream components. This eliminates the need for RCA splitters and gives a much cleaner (and faster) install.



EPISODE 8 CHANNEL 70 WATTS DIGITAL AMPLIFIER WITH AUTO POWER
SKU: EA-AMP-8D-70A

The EA-AMP-8D-70A is an efficient eight-channel, Class-D amplifier that delivers a powerful 70 watts RMS per channel. Three convenient turn-on modes make it easy to integrate with simple volume controls or sophisticated control systems. Audio-sense is perfect for Sonos or Apple Airplay multi-room audio – when the last source shuts down, the amplifier will gracefully go into a power-saving standby mode. The 12V trigger inputs and outputs allow you to use a preamp or control system to turn the amp on or off, or have it “wake up” another device when the amp is activated.



EPISODE DIGITAL SUBWOOFER AMP - 150W WITH 12V TRIGGER
SKU: EA-AMP-SUB-1D-150

The EA-AMP-SUB-1D-150 is a mono channel subwoofer amplifier capable of delivering 150 watts of clean power into 4 ohms. This system is ideal for multi-room audio applications and small multi-purpose home theater rooms. It has an LED power button in front, but volume, crossover and phase control in back for you to set optimum sound levels for the end user. No more accidental setting changes! It also features dual sub outs and RCA connections on back.



EPISODE DIGITAL SUB AMPLIFIER WITH FRONT PANEL DISPLAY - 500W
SKU: EA-AMP-SUB-1D-500R

This digital subwoofer amplifier with front panel display and dual sub outputs runs steady at 500 Watts at 4 ohm, and is fine-tuned with custom EQ settings to be used with our dual 8” in-wall, 10” hardscape, or 12” burial subs. This amp's front panel screen displays the volume level and other control settings. Access the menu function screen using the selection knob to adjust volume, crossover, phase, and EQ settings. It also allows you to select sound mode, night mode, and power mode settings, and can assign an IR device ID for control system integration.



EPISODE 12 CHANNEL 70 WATTS DIGITAL AMPLIFIER
SKU: EA-AMP-12D-70A

The Episode EA-AMP-12D-70A is an efficient twelve-channel, Class-D amplifier that delivers a powerful 70 watts RMS per channel. Perfectly at home in multi-room applications, it features audio sensing turn-on, loop outputs, adjustable gain control and bridgeable outputs, giving installers the versatility required for today's sophisticated audio systems.



EPISODE 12 CHANNEL 45 WATTS DIGITAL AMPLIFIER
SKU: EA-AMP-12D-45A

Featuring a chassis that's 50% shorter and significantly lighter than competitive models, this digital amplifier takes up a compact 1U of rack space while providing 45 watts RMS per channel. Suitable for multi-room applications, it features three turn on-modes that integrate easily with simple volume controls or advanced control systems.



EPISODE 2 CHANNEL 35 WATTS DIGITAL MINI-AMPLIFIER
SKU: EA-MINI-2D-35

The Episode 2-channel digital mini amplifier delivers outstanding sound quality and cool-running performance in a conveniently sized package. Featuring two inputs (analog RCA and digital optical Toslink) with selectable priority and IR control with learning, this amp can be programmed to work with any remote or control system. This digital mini amplifier fits easily into the Strong VersaBox.



EPISODE 3 CHANNEL 35 WATTS DIGITAL MINI-AMPLIFIER
SKU: EA-MINI-3D-35

Enhance the audio of even the thinnest TVs without having to use a bulky AV receiver. The Episode 3-channel mini amplifier can power a soundbar or speakers while staying cleanly out of sight. It delivers outstanding sound quality and cool-running performance in a conveniently sized package. Plus, it has two inputs with selectable priority and IR control with learning, so it can be programmed with any remote.





SPEAKERS



EPISODE SIGNATURE 1300 SERIES IN-CEILING THIN BEZEL SPEAKER WITH 6" WOOFER (EACH)
SKU: ESS-1300T-IC-6

It's a perfect fit for multi-room audio and its smart installation features make it a winner for custom installs. An adjustable silk dome tweeter directs sound where you want to create more immersive experiences and a ribbed surround ensures linear cone movement for tighter bass with less distortion. Also available: 4" and 8" woofer



EPISODE SIGNATURE 1300 SERIES IN-CEILING POINT THIN BEZEL SPEAKER WITH 6" WOOFER (EACH)
SKU: ESS-1300T-POINT-6

Outstanding performance and value enhanced by an angled configuration and an adjustable tweeter that are perfect for directional in-ceiling sound. The 15-degree directional point angle enhances sound dispersion to maximize coverage while a forward-set polypropylene woofer allows for wide dispersion and punchy bass.



EPISODE SIGNATURE 1300T IN-CEILING DUAL VOICE COIL THIN BEZEL SPEAKER WITH 6" WOOFER (EACH)
SKU: ESS-1300T-ICDVC-6

Versatile dual voice-coil design can be used in a variety of applications where a traditional stereo pair can't - like a bathroom or hallway. Its thin-bezel design keeps the speaker out of sight for a smooth, minimalistic finish and the ribbed surround ensures alignment of the cone for tighter bass with less distortion.



EPISODE SIGNATURE 1700T IN-CEILING THIN BEZEL SPEAKER WITH 8" WOOFER (EACH)
SKU: ESS-1700T-IC-8

This speaker delivers audiophile performance for even the most discerning music and movie lovers. Fits a variety of applications and is a perfect for installations that demand high performance and accuracy. Its thin-bezel design keeps the speaker out of sight for a smooth, minimalistic finish. Features a honeycomb fiberglass/nomex cone woofer and adjustable pure titanium dome tweeter.

Also available: ESS-1700T-IC-6



EPISODE SIGNATURE 1700T IN-CEILING POINT THIN BEZEL SPEAKER WITH 6" WOOFER (EACH)
SKU: ESS-1700T-POINT-6

Outstanding performance and value enhanced with an angled configuration and adjustable tweeter that provide the perfect solution for in-ceiling home theater applications, aimed distributed audio systems, LCR and surround applications. The 15-degree directional point angle enhances sound dispersion to maximize coverage while a forward-set polypropylene woofer allows for wide dispersion and punchy bass.



EPISODE SIGNATURE 1700T IN-CEILING SURROUND THIN BEZEL SPEAKER WITH 8" WOOFER (EACH)
SKU: ESS-1700T-ICSURR-8

Versatile dual tweeter design with adjustable bipole/dipole dispersion settings is perfect for home theater surround applications or where a little more bottom-end is required. Surround mode and tweeter compensation switch allows each speaker to be set in bipole or dipole mode depending on application, room position or personal preference.

Also available: ESS-1700T-ICSURR-6



EPISODE SIGNATURE 1500T IN-CEILING DUAL VOICE COIL THIN BEZEL SPEAKER WITH 8" WOOFER (EACH)
SKU: ESS-1500T-ICDVC-8

Versatile dual voice-coil design can be used in a variety of applications where a traditional stereo pair can't - like a bathroom or hallway. Its thin-bezel design keeps the speaker out of sight for a smooth, minimalistic finish and the ribbed surround ensures alignment of the cone for tighter bass with less distortion.

Also available: ESS-1500T-ICDVC-6



EPISODE SIGNATURE 1500T IN-CEILING SURROUND THIN BEZEL SPEAKER WITH 8" WOOFER (EACH)
SKU: ESS-1500T-ICSURR-8

Take music and movies to the next level with premium Episode Signature quality, and make your mark with incredible in-ceiling sound that installs like a dream. Featuring a forward-set polypropylene woofer with vacuum-deposited titanium for wide dispersion and tight bass. Silk dome dual tweeters deliver warm, refined, and mellow highs for incomparable performance.

Also available: ESS-1500T-ICSURR-6



EPISODE SIGNATURE 1500T IN-WALL THIN BEZEL SPEAKER WITH 6" WOOFER (EACH)
SKU: ESS-1500T-IW-6

Perfect for installations that demand accurate content replication, these premium in-wall speakers deliver a pro performance with a modest price tag. A vacuum-deposited polypropylene woofer and an adjustable silk dome tweeter direct sound where you want to create more immersive experiences, while the install cover protects the speaker during install and doubles as a handle.

Also available: ESS-1500T-IW-8. 1500 Series in-wall speakers also available in 6" Dual Voice Coil, Surround and LCR.



EPISODE SIGNATURE 1700T IN-WALL SURROUND THIN BEZEL SPEAKER WITH 8" WOOFER (EACH)
SKU: ESS-1700T-IWSURR-6

Take music and movies to the next level with premium Episode Signature quality, and make your mark with incredible in-wall sound that installs like a dream. Featuring a honeycomb fiberglass/nomex cone woofer and adjustable pure titanium dome tweeter, the surround mode switch sets the speaker to bipole or dipole to get the perfect sound for your application and preference.



EPISODE SIGNATURE 1700T IN-WALL LCR THIN BEZEL SPEAKER WITH 6" WOOFERS (EACH)
SKU: ESS-1700T-IWLCCR-6

Features dual honeycomb fiberglass nomex cone woofers with forward-set woofers for wide dispersion and tight bass. The adjustable tweeter with pure titanium directs sound where you want to create more immersive experiences while the dialogue enhancement switch enhances clarity of dialogue when selected. With a universal left, center, or right-channel speaker, this speaker delivers premium sound that pairs perfectly with your surrounds.

Episode Signature Series products are only available to Authorized Staub Signature Series Dealers. Please contact your local Staub Representative for more information.



SPEAKERS



EPISODE 900 SERIES IN-WALL HOME THEATER SPEAKER WITH DUAL 7" WOOFERS (SOLD EACH)
SKU: ES-HT950-IW-7

The ES-950 In-Wall speaker is a three-way design that boasts two high-powered drivers, mid-range, and tweeter, perfectly matched to provide a rich, full sound. Perfect for high-end dedicated home theaters, this speaker will offer remarkable clarity, detail and overall sound for the ultimate cinematic or musical experience. A premium 4.65" ribbon provides amazing clarity and detail while the 7" NCS woofers feature a 1.25" voicecoil and 18° larger magnet for unsurpassed output and performance.



EPISODE 900 SERIES IN-WALL HOME THEATER SURROUND SPEAKER WITH 6 1/2" WOOFER (SOLD EACH)
SKU: ES-HT950-IWSURR-6

The same premium components found in our other 900-series speakers have been selected to create this 3-way bi-pole / di-pole system that can be configured for 5.1 or 7.1 systems, in either bi-pole or di-pole operation. Bi-pole mode is suited for larger rooms, while di-pole is perfect for tighter quarters or dedicated theaters where an enhanced sense of space is desired. Dual 4.65 in. ribbon tweeters and 4 in. honeycomb midrange drivers create a wide rear soundstage, while the 6.5" NCS woofer delivers the low-end punch for the ultimate cinematic experience.



EPISODE 900 SERIES HOME THEATER IN-WALL LCR SPEAKER WITH DUAL 6-1/2 IN WOOFERS (SOLD EACH)
SKU: ES-HT900-IWLCCR-6

The ES-HT900-IWLCCR-6 in-wall speaker brings all of the best features that the HT900 series line has to offer. A full-range speaker that is perfect for two channel stereo setup or front left, center and right speakers in the ultimate home theater system. You'll appreciate the clarity and detail produced at a low volume level, and a wide, natural sound stage at the high end. The combination of high-quality driver materials with the unique NCS woofer material ribbon tweeter offers remarkable performance.




EPISODE 700 SERIES HOME THEATER IN-CEILING LCR SPEAKER W/DUAL 5.25" WOOFERS (EACH)
SKU: ES-HT700-ICLCR-5

The ES-HT700-ICLCR-5 is ideal for high-end home theater applications. It can be used in the ceiling for front, side or rear surround sound, and it's unique angled design directs sound where it's needed. Unpressed NCS (Natural Cell Structure) material with Kevlar provides strong and well-damped acoustics, while a titanium catenary dome delivers a wider, more engaging soundstage than traditional dome tweeters. Customized for performance, this speaker includes woofer and tweeter compensation switches for variable room environments, allowing these high-performance speakers to deliver every time. Timbre-matched to other models in the ES-700 Series.




EPISODE 700 SERIES IN-WALL LCR SPEAKER W/DUAL 6.5" WOOFERS (EACH)
SKU: ES-HT700-IWLCCR-6

The ES-HT700-IWLCCR-6 is ideal for dedicated home theaters and high-end family room audio. Even at low volumes you'll appreciate the clarity and detail it produces, and when you turn it up, you'll enjoy a wide, natural soundstage and exceptionally dynamic sound. Get premium acoustic performance and a wider, more engaging soundstage with the help of top-notch components, including a woofer reinforced with Kevlar and a titanium catenary dome tweeter. This speaker is built for sound with an integrated rock-solid 1/2" MDF sealed wooden back box that provides a tighter bass response, resulting in high-end performance you can really hear.



EPISODE IN-WALL SPEAKER BRACKET FOR 900 SERIES IN-WALL SPEAKERS (EACH)
SKU: ES-BRKT-IW-900SERIES

Rigid ABS plastic keeps a consistent shape without bowing or bending. This bracket comes with inserts that allow the bracket to be used with different speakers. Flat edges on the speaker rings allow for easy attachment to joist edges. For use with ES-HT950-IW-7, ES-HT900-IWLCCR-6 and ES-HT950-IWSURR-6.



EPISODE IN-WALL SPEAKER BRACKET FOR EPISODE DUAL 5" IN-WALL LCR SPEAKER (EACH)
SKU: ES-BRKT-IWLCCR-6

Rigid ABS plastic keeps a consistent shape without bowing or bending. The perforated metal wings snap into the ABS bracket ring easily with no tools required. Then the bracket can be screwed to the joist wherever convenient. Flat edges on the speaker rings allow for easy attachment to joist edges. For use with ES-HT700-IWLCCR-6.



EPISODE SPEAKER BRACKET FOR EPISODE DUAL 5" CEILING LCR SPEAKER (EACH)
SKU: ES-BRKT-ICLCR-5

Rigid ABS plastic keeps a consistent shape without bowing or bending. Once the bracket is in place, the speaker wire can be attached to the ABS ring so the speaker wire stays in place before the installation of the speaker. For use with ES-HT700-ICLCR-5.



SPEAKERS



EPISODE 350 SERIES IN-CEILING THIN BEZEL SPEAKER WITH 8" WOOFER (PAIR)

SKU: ES-350T-IC-8

Episode 350 Series Thin Bezel Speakers offer a simple solution for a variety of multi-room audio applications. They also feature a 1" pivoting teteron tweeter allowing for clarity at higher volumes. The polypropylene woofer, which is made of high-grade quality polypropylene, features a vacuum-formed cone that delivers excellent performance, while the forward-set woofer increases audio dispersion. The speaker tweeter bridge doubles as a handle for quick, easy installs and the magnetic, one-step paintable grille keeps the speaker out of sight for a smooth, minimalistic finish.

Also available in this series: In-ceiling, in-wall, in-ceiling dual voice coil, and point.
Also available: ES-550T-ICDVC-6



EPISODE 350 SERIES IN-CEILING POINT THIN BEZEL SPEAKER WITH 6 1/2" WOOFER (EACH)

SKU: ES-350T-POINT-6

Get beautiful sound at a great value, these in-ceiling point thin bezel speakers are a go-to choice for multi-room audio systems, and deliver great performances in any setting—even outdoors. Features a vacuum-formed woofer made of high-grade quality polypropylene that ensures longevity of the motor structure, an adjustable 3/4" tweeter made of durable teteron material that allows for increased sound clarity at higher volumes, a 15-degree angle that enhances sound dispersion to maximize coverage and oversized installation dog toggles that hold the speaker firmly and eliminates vibration.

Also available in this series: In-ceiling, in-wall, in-ceiling dual voice coil, and point.



EPISODE 150 SERIES IN-CEILING THIN BEZEL SPEAKERS WITH 6 1/2" WOOFERS (PAIR)

SKU: ES-150T-IC-6

Episode 150 Series Thin Bezel Speakers combine reliable sound clarity and affordability for any home audio system. They feature a 1/2" lightweight mylar tweeter for better sound quality and a vacuum-formed woofer made of high-grade quality polypropylene that ensures longevity of the motor structure. Three dog toggles provide for quicker installation, while avoiding in-ceiling obstacles. Plus, the oversized dog toggles increase stability during installation.

EPISODE 150 IN-CEILING SPEAKERS WITH 6 1/2" WOOFERS (PAIR)

SKU: ES-150-IC-6

An ideal choice for budget-conscious applications, the Episode ES-150-IC-6 offers both quality and affordability. And with a 3" total depth (2-1/4" inside ceiling area), it's an excellent problem solver when you're faced with minimal ceiling clearance. A new fabric dome tweeter and a heavier gauge woofer coil results in vastly improved sound and increased power handling. The Ferrofluid-cooled 1/2 inch tweeter delivers wide dispersion and detailed high-frequencies while the 1/2" driver delivers tight, accurate bass response thanks to a heavy-duty coil.



EPISODE 550 SERIES IN-WALL THIN BEZEL SPEAKERS WITH 6 1/2" WOOFER (PAIR)

SKU: ES-550T-IW-6

Episode 550 Series Thin Bezel Speakers offer excellent sound which can be customized to suit application and preference. A durable teteron tweeter allows for better clarity at higher volumes, while the adjustment switch lets you customize tweeter output by 3dB for perfect sound. An injection-molded polypropylene cone provides an audible difference in sound performance, while the forward-set woofer increases audio dispersion.

Also available in this series: In-ceiling, in-wall, in-ceiling dual voice coil, point, surround, and LCR models.



EPISODE 550 SERIES IN-CEILING SURROUND THIN BEZEL SPEAKERS WITH 8" WOOFERS (PAIR)

SKU: ES-550T-ICSURR-8

The 550 series is everything you want in an everyday speaker. Excellent sound quality, a robust build, and an elegant thin-bezel look make it perfect for a wide range of audio applications. The injection-molded polypropylene woofers deliver reliable low frequency performance and the dual teteron tweeters are ideal for surround sound applications. A magnetic, one-step paintable grille keeps the speaker out of sight for a smooth, minimalistic finish.

Also available: ES-550T-ICSURR-6



EPISODE 550 SERIES IN-CEILING DUAL VOICE CORE THIN BEZEL SPEAKERS WITH 8" WOOFERS (EACH)

SKU: ES-550T-ICDVC-8

An injection-molded polypropylene cone provides an audible difference in sound performance, while the forward-set woofer increases audio dispersion. Stereo signals are reproduced with good separation thanks to the orientation of the twin tweeter array, while the teteron material allows for increased clarity at higher volumes. Installation is quicker and easier with three oversized dog toggles that avoid in-ceiling obstacles and increase stability during installation.

Also available: ES-550T-ICDVC-6



EPISODE 550 SERIES IN-WALL LCR THIN BEZEL SPEAKER 6 1/2" WOOFERS (EACH)

SKU: ES-550T-IWLCR-6

The Episode 550 Series In-Wall LCR Thin Bezel Speakers are perfect for in-wall LCR applications as they fit between standard stud openings. Mount them vertically or horizontally, depending on left and right or center channel applications. An adjustable 3/4" pivoting tweeter made of durable teteron material allows for increased sound clarity at higher volumes. The tweeter adjustment switch adjusts the tweeter's output by up to 3dB for perfect, customized sound.





SOUNDBARS



EPISODE 300 SERIES 3 CHANNEL PASSIVE SOUNDBAR FOR TV'S 55" OR LARGER (EACH)
SKU: ES-300-SNDBAR-50-BLK

This single soundbar is actually three independent speakers in one, consisting of left, center, and right channels, and it's perfect for living room and bedroom applications with TVs 55" and larger. It features an array of drivers consisting of 3/4" ferro-fluid cooled silk dome tweeters and 3" polypropylene injection woofers built with Nomex Spiders and high temperature voice-coils. A total of six 3" passive radiators are coupled to the active woofers for more impactful bass performance. With independent left, center and right channels you get all the benefits of a true front-stage, yet in a discreet soundbar form factor. Just connect an A/V receiver, surrounds and subwoofer to complete this amazing theater system.

Also available: ES-300-SNDBAR-30-BLK, ES-300-SNDBAR-40-BLK



EPISODE 500 SERIES THIN DESIGN 3-CHANNEL PASSIVE SOUNDBAR FOR TV'S 55" OR LARGER (EACH)
SKU: ES-500T-SNDBR-50-BLK

Ideal for TVs 55-in. and larger, the ES-500T-SNDBR-50-BLK cabinet measures just 1.83" thin. Equipped with 1-in. titanium tweeters, 4-in. aluminum passive radiators, and 4-in. aluminum woofers, it delivers a robust and high-quality sound that enhances TV, movies and music, while maintaining a slim form factor. Features removable screw-in connectors for easy wiring, plus mounting posts that are integrated right into the slim 0.09-in. wall bracket. Just screw the bracket into the wall, connect your wiring, and slide the soundbar onto the mounting posts. This installer-friendly soundbar also comes equipped with a kickstand for mounting on a cabinet or shelf, removable screw-in connectors for easy wiring, and a slim, quick-install wall bracket.

Also available: ES-500T-SNDBR-40-BLK



EPISODE 500 SERIES 3-CHANNEL PASSIVE SOUNDBAR FOR TV'S 55" OR LARGER (EACH)
SKU: ES-500-SNDBAR-50-BLK

The slim design of the ES-500-SNDBAR-50-BLK pairs perfectly with flat panel TVs 55-in. and larger, offering exceptional sound that doesn't clutter the wall with a bunch of speakers. Featuring a thin aluminum cabinet with 4-in. drivers, 4-in. passive radiators, and 1-in. titanium tweeters, it delivers a robust, high-quality sound. Movies, TV shows and music sound crystal clear, thanks to speakers that are outfitted with 1-in. titanium tweeters, instead of the standard silk dome. Titanium is stiffer, which means it's quicker to respond, providing a crisp, clean sound. With independent left, center and right channels you get all the benefits of a true front-stage, yet in a discreet soundbar form factor. A low-profile mounting bracket and kickstand is included for easy installs on a wall or cabinet.

Also available: ES-500-SNDBAR-40-BLK



EPISODE 2.1 ACTIVE SOUNDBAR SYSTEM WITH 8" WIRELESS SUBWOOFER (BLACK | EACH)
SKU: ES-SNDBR-2.1-BLK

The Episode 2.1 Active Soundbar System is your go-to, all-in-one soundbar solution. Complete with a two-channel active soundbar that connects wirelessly to an included subwoofer, this is an ideal set up for quick and easy installations. The soundbar features 4 x 3" polypropylene drivers and 2 x 3/4" soft dome tweeters. Each system comes complete with a mounting bracket, RCA cable, and Toslink cable. The components for this Active Soundbar System were designed to interact wirelessly and are paired at the factory, so there's no need to run a cable from the soundbar to the sub. Just plug in the sub and you're good to go.



SUBWOOFERS



EPISODE EVOLUTION 12" POWERED SUBWOOFER (300 WATT | GLOSS BLACK)
SKU: ES-SUB-EVO12-300-BLK

This subwoofer is the perfect solution for installs where you need deep bass and accurate sound, but don't have a lot of space to accomplish it. Its sealed cabinet provides impeccable responsiveness and highly accurate sound, all from a form factor that's up to 20% smaller than comparable subs. A glossy polyurethane finish and flush-mounted grille gives a premium look. An efficient DRiVE digital amplifier is combined with LFEQ Technology, Episode's exclusive dual equalization circuitry, to deliver extended bass response with more output than anything in its class. Features a custom 12" driver with a woven fiberglass cone, Nomex spider and high-temperature voice coil.

Also available: ES-SUB-EVO6-100-WHT, ES-SUB-EVO6-100-BLK, ES-SUB-EVO8-110-BLK, ES-SUB-EVO8-110-WHT, ES-SUB-EVO10-200-BLK



EPISODE ELEMENT 12" PORTED, POWERED SUBWOOFER (300 WATT | MATTE BLACK)
SKU: ES-SUB-ELE12-300-MB

This powerful sub produces less port noise due to its aerodynamic port design which minimizes turbulence and allows for continuous airflow to improve efficiency, maximize output, and reduce distortion. Featuring a highly-efficient DRiVE Class-D amplifier, this sub is also 60% more efficient than conventional analog designs. Top it off with our signature LFEQ technology, and you get a sub with max bass performance for its modest enclosure size. This sub features a custom driver with a polypropylene cone and high-temperature voice coil. An accordion-like ribbed surround allows for linear cone movement, so you get low distortion even at high volume levels.

Also available: ES-SUB-ELE8-110-MB, ES-SUB-ELE10-200-MB



EPISODE PASSIVE IN-WALL SUB WITH DUAL 8" WOOFERS (EACH)
SKU: ES-SUB-IW-DUAL8

Top-shelf driver components were specifically engineered and tuned for this speaker, resulting in reduced distortion and superior fidelity. Each 8" Woven Fiberglass Sandwich woofer features a Nomex Spider and oversized voicecoil for unparalleled accuracy and low-end response. The system is enclosed in an easy to install sealed backbox to deliver low-distortion, high-impact bass for mid to high-end home theater and two-channel applications. The entire assembly is designed to fit easily into any standard 2" x 4" stud bay. It sits 3/2" behind a 1/2" piece of sheetrock.

Also available: ES-SUB-IW-SNGL8



EPISODE 500 WATT TRIPLE 10" POWERED SUBWOOFER (GLOSS BLACK)
SKU: ES-SUB-TRP10-500-BLK

This Triple 10" subwoofer combines stunning good looks with sophisticated DSP technology, BASH amplification and three woven fiberglass woofers to deliver one amazing performance. At the heart of the ES-SUB-TRP10-500 is a highly efficient BASH amplifier. This hybrid technology produces 500W RMS (1000W dynamic) of clean, tight bass and is up to 60% more efficient than conventional designs. The BASH amplifier employs a DSP engine that precisely controls the amplifier's output and frequency response to maximize output while limiting distortion. Driving the performance is a custom 10" driver that is made of top-shelf components like a woven fiberglass sandwich cone, Nomex spider, double stacked/vented motor and an oversized 2-3/4" high-temperature voice coil.

Also available: ES-SUB-TRP8-300-BLK



WIRELESS AUDIO



SONOS PLAY:1 WIRELESS SPEAKER
SKU: PLAY1US1

The PLAY:1 can go anywhere, delivering music to any room in your home, wirelessly. Stream your entire music library, popular music services and internet radio all from your home's Wi-Fi network. A custom-designed 3.5" mid-woofer and tweeter, each with a dedicated amplifier, deliver rich, powerful sound, with crystal clear highs and deep, rolling lows for pitch-perfect HiFi music. Turn two PLAY:1s into separate left and right channel speakers to create wider, bigger and deeper sounds. Or add two PLAY:1 speakers to PLAYBAR and SUB for a true surround sound experience. PLAY:1 is designed to withstand humidity, such as in a bathroom with a running shower (not water proof or water resistant).

Also available: PLAY1US1BLK



SONOS PLAY:3 WIRELESS SPEAKER
SKU: PLAY3US1BLK

The PLAY:3 uses three state-of-the-art digital amplifiers individually coupled with three speakers to deliver pure, clean sound to any room. A bass radiator produces powerful low notes while two mid-range drivers and one tweeter fills out the sound. Optimize sound performance using room-specific bass, treble, balance and loudness control and adjust volume by individual room or a group of rooms. This wireless music system provides pure, clean sound that is perfect for bringing room filling music to any room in your home.

Also available: PLAY3US1 (white)



SONOS NEW PLAY:5 SMART WIRELESS SPEAKER
SKU: PLAY5WH

The PLAY:5 uses six state-of-the-art digital amplifiers individually coupled with six speakers to deliver great sound to any room. Even when you crank it up loud. Features state of the art, great sounding Class D amplifiers that are light weight, powerful and very energy-efficient in standby and use; three tweeters that create a crisp and accurate high-frequency response; and three dedicated mid-woofers that ensure the faithful reproduction of mid-range frequencies crucial for accurate playback of vocals and instruments, while also delivering a deep, rich bass.

Also available: PLAY5 in black



SONOS PLAYBAR SOUNDBAR WIRELESS SPEAKER
SKU: PBAR1US1BLK

PLAYBAR's nine speaker design floods your home with huge waves of epic, full-theater sound for TV, movies, music and video games. It is also a stand-alone all-in-one Sonos player that allows you to wirelessly stream all of the music on earth - your iTunes library, your favorite music services and thousands of Internet radio stations, shows and podcasts. PLAYBAR connects to your TV using a single optical cable and power cord and plays everything that is connected to your TV, from cable boxes to gaming consoles. Flexible mounting options include horizontally against the wall or setting above or beneath the TV.



SONOS SUB WIRELESS SUBWOOFER
SKU: SUBGBUS1

The Sonos SUB fills an entire room with thick layers of deep, bottomless sound that lets you hear and feel every chord, kick, splash and roll. Two force-cancelling speakers positioned face-to-face means all the sound and energy from the music comes through loud and clear, and none of it is lost in cabinet buzz or rattle. Press one button, follow the simple prompts on your Controller and the system automatically adjusts audio settings to perfectly balance your SUB and the paired Sonos component for a flawlessly optimized, whole-room listening experience.



Trueplay measures the acoustics in any room - analyzing things like size, layout and furnishings. Then fine-tunes your PLAY:1, PLAY:3 or PLAY:5 to make the music sound great, no matter where you place your speaker.



SONOS CONNECT:AMP 110W CLASS D AMPLIFIER
SKU: CTAZPUS1

Sonos CONNECT:AMP turns your speakers into a music streaming Sonos system. Just attach CONNECT:AMP to your bookshelf, floor-standing, outdoor or in-ceiling speakers. With 55W of amplifying power, stream all the music on earth wirelessly to any room. No receiver needed. This state of the art, great sounding amplifier is small, lightweight and very energy efficient. It operates silently and all you hear is the music as the amplifier is kept cold by the aluminum casing and not a noisy fan. Sound performance for each room can be optimized by using room-specific bass, treble, balance and loudness controls. Volume can be adjusted by individual rooms or by groups of rooms. When adding a subwoofer, the CONNECT:AMP automatically adjusts the output to send the low frequencies to the subwoofer and the high frequencies to the speaker. Set the alarm and wake up to your favorite music or use the scheduler to play music at a specific time for a set duration.



SONOS CONNECT WIRELESS STREAMING MUSIC STEREO
SKU: CTNZPUS1

Sonos CONNECT easily fits into existing home audio systems. CONNECT seamlessly integrates your home theatre system and other audio devices into your Sonos Multi-Room Music System. Enjoy superior audio quality with analog, optical and coaxial digital audio outputs engineered for premium performance. Fixed or variable audio output options provide flexible volume control. Optimize sound performance for each room using room-specific bass, treble, balance and loudness controls. Adjust volume by individual room or by groups of rooms. The CONNECT has a two-port Ethernet switch to bring standard Internet connectivity to your set-top box, DVR, PC, game console or NAS drive. It also includes the Sonos Desktop Controller software and setup software for your computer so you can control all your music and all your rooms from any computer or laptop in your house. Setup software facilitates music sharing so music folders on your hard drive can be shared across all Sonos players.



SONOS BRIDGE WIRELESS BRIDGE
SKU: BRIDGUS1

BRIDGE plugs into your home router to create a dedicated wireless network for your Sonos system that provides reliable wireless performance when your home WiFi network doesn't reach all of the rooms where you want music or just isn't reliable enough. Just connect a BRIDGE to your router using a standard Ethernet cable. Then a simple button press will start SonosNet, a secure AES encrypted, peer-to-peer wireless mesh network that improves performance and range compared to your home WiFi network. Once you've created a dedicated network, you can use additional BRIDGES to stream music wirelessly to a remote location. Just place an additional BRIDGE in between a Sonos component in a remote location and the rest of the Sonos system. Easy Internet connectivity for other products in your house as the BRIDGE has a two-port Ethernet switch to bring standard Internet connectivity to your set-top box, DVR, PC, Game Console or NAS drive.



SONOS BOOST WIRELESS SPEAKER TRANSMITTER
SKU: BOOSTUS1

BOOST provides enterprise-grade wireless performance for your Sonos system so you get unparalleled reliability - even in homes that are known to have wireless connectivity problems. Up to two times more powerful than BRIDGE, BOOST offers three wireless antennae that broadcast 360-degree signals through walls and ceilings for flawless coverage. BOOST neutralizes interference from wireless devices that can havoc on your network. Includes all of the BRIDGE benefits including the ability to add additional BOOST units to extend the range of your Sonos system or provide internet connection to other products in your home using the Ethernet switch. BOOST also lets you wirelessly connect your PLAYBAR to SUB and PLAY:1 rear speakers for an immersive 5:1 surround sound experience that simple to set up and control.

* Sonos products are only available to Authorized Staub Sonos Dealers. Please contact your local Staub Representative for more information.



LANDSCAPE SPEAKERS



EPISODE LANDSCAPE SPEAKER KIT
SKU: KIT-ES-LS-SAT-6


The Episode Landscape Series Kit is designed to bring stunning, discreet audio performance to your outdoor space. Four premium 6.5" two-way speakers (ES-LS-SAT-6-BRN) are driven by a powerful two-channel Crown amplifier. This professional 1KW amplifier delivers premium performance for even the largest of outdoor speaker systems. It comes pre-programmed with EQ settings for maximum sound quality and has customizable DSP settings using Crown's System Architect Software. Plus, it's versatile with two configurable output channels that support hybrid 70V/8-ohm configurations (2-ohm minimum).

Also available: KIT-ES-LS-SAT-4



EPISODE LANDSCAPE SERIES HARDSCAPE SUBWOOFER WITH 10" WOOFER (BLACK/EACH)
SKU: ES-LS-HSUB-10-BLK

In the lawn or on a deck or patio, this powerful sealed sub brings the boom to your outdoor parties. This fully weatherproof sub features a tough HDPVC enclosure and a hidden 10" mica-filled polypropylene cone for exceptional sound despite the elements. Each speaker terminal comes with a protective rubber boot, and each unit features adjustable feet and included brackets for optional permanent mounting.



EPISODE LANDSCAPE SERIES BURIAL SUBWOOFER WITH 12" WOOFER (BROWN DOME/EACH)
SKU: ES-LS-BSUB-12-CPR

Equipped with a beefy 12" woofer, this burial subwoofer hits the low notes and is the perfect complement to our Episode Landscape Series Satellite Speakers with only the ported "mushroom" visible above ground. This high-excursion subwoofer features a burial-rated HDPE housing, 3' of heavy-duty burial-rated 12/2 cable and silicone-filled waterproof wire-nuts - so it's sure to stand up to even the toughest conditions. Plus, it has an elegant, earth-tone dome that blends seamlessly into any outdoor design.



EPISODE LANDSCAPE SERIES SATELLITE SPEAKER WITH 8" WOOFER, 70-VOLT/8-OHM (DARK BROWN | EACH)
SKU: ES-LS-SAT-8-BRN

Episode Landscape Series Satellite Speakers expertly blend into outdoor environments, minimizing visual impact and maximizing performance. Premium components deliver a full, natural sound and crystal-clear highs, while a triple tweeter array ensures wide dispersion and a more uniform coverage area with fewer "hot spots." Brass insert in speaker arm solidly protects this speaker from breakage. For added versatility, a hidden tap switch allows the speaker to be configured for 70V or 8-ohm systems.

Also available: ES-LS-SAT-4-BRN, ES-LS-SAT-6-BRN




EPISODE SURFACE MOUNT BASE FOR LANDSCAPE SATELLITE SPEAKERS (EACH)
SKU: ES-LS-MOUNT-SURFACE

Designed specifically for Episode Landscape Speakers to be installed on hard surfaces, such as under an eave, on a wall, or to a post, the ES-LS-MOUNT-SURFACE base offers instant versatility for your application. When attached to this Surface Mount Base, the Episode Landscape Speakers will blend easily into the surroundings and provide exceptional sound exactly where it's needed.



EPISODE TREE MOUNT BASE FOR LANDSCAPE SATELLITE SPEAKERS (EACH)
SKU: ES-LS-MOUNT-TREE

This Tree Mount Base makes it easy to mount your Episode Landscape Speakers directly onto a tree. Simply use the included mounting bolts to secure the base, and then screw in the speaker to get a stable and aesthetically pleasing install. The low-profile Episode Landscape Speakers will blend effortlessly into the environment, and they'll pump out impressive sound right where customers want it.



12" STAKE MOUNT FOR EPISODE LANDSCAPE SATELLITE SPEAKERS (EACH)
SKU: ES-LS-STAKE-12

The quickest, easiest and most common way to mount a landscape speaker, this 12" Stake Mount goes into the ground and stays put - providing a strong and stable base for your install. Its rugged construction can stand up to the elements, and a smart design allows you to install, test and adjust the speakers completely before burying the wires. Plus, it is water-resistant and can withstand extreme temperatures without compromising its mechanical properties.



EPISODE 5" X 5" BURIAL INSTALLATION BASE FOR LANDSCAPE SATELLITE SPEAKERS (EACH)
SKU: ES-LS-MOUNT-BOX

No matter how soft and unstable the ground is, you can get a secure install for your landscape satellite speakers with this Burial Base. It doubles as a junction box so your wiring stays secure and out of the way of weed whackers, critters and other dangers. The box has knockouts for conduit, or you can just run your burial cable directly into it. Complete the install by attaching the cover to the box using the included stainless steel screws.

LANDSCAPE SPEAKER DEMO KITS

Boost your revenue on almost any job with outdoor landscape speakers! Staub has demo kits available to help you demonstrate the system, live and on-site for your customers. Complete with a four (4) Satellite Speakers with 4" woofer (ES-LS-SAT-4-BRN), a 1000 watt Crown amplifier and a Burial Subwoofer with 12" woofer (ES-LS-BSUB-12-CPR), this system is sure to impress!

Contact your local Staub Representative to schedule a time to demonstrate the landscape speaker demo kit.



OUTDOOR TV



SUNBRITETV SIGNATURE SERIES OUTDOOR TV (BLACK)

SKU: VARIOUS

The SunBriteTV Signature Series Outdoor LED HDTV is water-resistant, resilient, and durable - guaranteed to function safely and effectively in a wide variety of elements including rain, snow, extreme heat and cold, dust, salt air and beyond. Its powder-coated aluminum exterior shields internal components while the bright, full 1080p HD / LED anti-glare screen delivers exceptional outdoor viewing quality. Made for permanent outdoor installation, SunBriteTV Signature Series TVs are perfect for partial sun and ambient light installations. For applications where the screen will be exposed to harsh direct sunlight, we recommend the SunBriteTV Pro Series. A heat dispersion system allows SunBriteTV Signature Series TVs to operate efficiently in extremely low and high temperature environments (-24 degrees F up to 122 degrees F). Equipped with RS232 Serial Control with discreet On/Off and Input. A rear IR receiver located in the cable compartment keeps IR emitter hidden and protected. Cable hookups are easy with SunBriteTV's weatherproof cable entry system. Thick gaskets form a compression seal around cables, and the media compartment can accommodate many types of media players and baluns. The weatherproof remote puts the power in your hands, while a remote lockout feature prevents unauthorized users from changing programming. For built-in sound, a weatherproof, detachable 20 watt speaker bar is included (top or bottom mountable).

Available in the following sizes: 32", 46", 55" and 65" and colours: Black, Silver and White



SUNBRITETV PRO SERIES DIRECT SUN OUTDOOR TV

SKU: VARIOUS

SunBriteTV Pro Series TVs are designed for full sun or active areas. Enjoy the big game even on the sunniest of days. This device is direct sunlight readable, featuring high-temperature Enhanced Solar Tolerance (EST) technology to help guard against isotropic blackout - those annoying dark spots that could appear over the screen when it faces the sun. This LED HDTV also features a tempered glass shield that protects the LED screen in active environments. Its powder-coated aluminum exterior shields internal components while the ultra-bright, full 1080p HD / LED anti-glare screen delivers exceptional outdoor viewing quality. SunBriteTV Pro Series TVs have high temperature tolerant, ultra-bright, professional-grade anti-reflective screens to deliver clear images in brighter outdoor lighting conditions. A built-in heating and cooling system allows the display to operate in temperatures from -40 F up to 122 degrees F. Cable hookups are easy with SunBriteTV's weatherproof cable entry system. Thick gaskets form a compression seal around cables, and the media compartment can accommodate many types of media players and baluns. Media bay power port provides on-demand power without the need for external cords (5v@3.5amps/12v@3amps). For built-in sound, a weatherproof, detachable 20 watt speaker bar is included (top or bottom mountable). Water-resistant, resilient, and durable, this TV is made for permanent outdoor installation.

Available in the following sizes: 32", 42", 47" and 55" and colours: Black, Silver and White

No matter the climate or configuration of your install, there's a SunBriteTV to match. Our Signature Series stakes its claim as the best-selling outdoor TV in the world, and for good reason. With a sleek design and maximum depth of just 3.5 inches, this TV can fit just about anywhere. For direct sunlight and the toughest conditions, opt for the Pro Series, which combats glare and screen scratches. SunBriteTVs are the only time-tested outdoor TVs on the market, which means they can take on the elements and live to tell the tale. A watertight system utilizes powder-coated aluminum to protect against a steady rainfall, poolside splashes, and even salt spray. They even feature internal cooling systems to combat overheating and reduce dust build-up.



SUNBRITETV DUAL ARM ARTICULATING MOUNT FOR 42 - 65" OUTDOOR TV

SKU: SB-WM46

This resilient, all-weather articulating wall mount - equipped with tilt, swivel and pan features - pairs exclusively with 42", 46", 47", 55" and 65" SunBriteTV models. Extends to 17". Meets VESA standards. For landscape models only.

Also available for 32" TVs: SB-WM32DB (Black) and SB-WM32D (Silver)



SUNBRITETV NON-ARTICULATING WALL MOUNT FOR 42 - 65" OUTDOOR TV

SKU: SB-WM46NA

This rugged, all-weather non-articulating flat wall mount pairs exclusively with SunBriteTV 42", 46", 55" and 65" outdoor TV models, including SB-4217HD, SB-4670HD, SB-5570HD, SB-5517HD, DS-5517TSL and SB-6570HD.



SUNBRITETV ARTICULATING WALL MOUNT FOR 32" SUNBRITETV MODELS (SILVER)

SKU: SB-WM32NA

This stunning articulating wall mount, equipped with tilt, swivel and pan, pairs exclusively with all SunBriteTV 32" models. All-weather ready, sturdy, and guaranteed for a lifetime.

Also available in Black (SB-WM32NAB)



SUNBRITETV CEILING MOUNT FOR 46" OUTDOOR TV (BLACK)

SKU: SB-CM46A12B

This all-weather, rustproof ceiling mount is compatible with 42", 46", 47" and 55" SunBriteTV landscape models, including: SB-4217HD, SB-4717HD, SB-4670HD, SB-5570HD and SB-5518HD. Able to tilt and swivel a full 170 degrees, this mount is equipped with a 12" - 18" adjustable extension column (disassembly not required), a 6" quick connect ceiling plate, and stainless steel hardware for installation. This mount meets VESA standards.

Also available in Silver (SB-CM46A12) and for 32" TVs in Silver (SB-32A12) and Black (SB-32A12B)



MOUNTS



Apollo Enclosures are the ultimate outdoor LED/LCD TV enclosure that brings style and affordability to the open air TV viewing experience. The Apollo environmental TV enclosures are now available in 4 popular sizes and combine a thin, contemporary profile to accommodate the latest models of 39"-65" slim LED/LCD televisions with modern luxury, safety and affordability. The enclosure colors are stocked in black and available through special order in silver, metallic sandstone and white as an upgrade. These affordable and attractive outdoor LCD TV enclosures offer superior protection against rain, dust, insects and extreme temperatures. Apollo enclosures are also packaged with a sleek and modern powder-coated aluminum cabinet with anti-reflective glass and weatherproof mounting choices, creating an all-in-one solution.



STRONG VERSABOX RECESSED DUAL LAYER FLAT PANEL SOLUTION - 14"X14"
SKU: SM-RBX-14-WH

Constructed from UL listed ABS materials, designed to fit equipment behind ultra-slim TVs and pairs perfectly with the Strong Razor mounts, the VersaBox attaches cleanly into the wall so customers never have to see it. The cover gets mounted flush with the box, providing a clean solution that keeps gear out of sight. Offers ample space for devices or can be used for simple power/cable management.



STRONG VERSABOX PRO RECESSED DUAL LAYER FLAT PANEL SOLUTION - UL LISTED - 14"X14"
SKU: SM-RBX-PRO-14-BLK

Constructed of durable sheet metal, this state-of-the-art box fits your equipment behind the TV in both residential and commercial settings. It offers space for tons of devices, including a DirecTV Genie, Sonos, mini amp, HDMI extender, and wireless sub transmitter – or it can be used for simple power/cable management. Plus, it features a handy knock out for dropping in a Compact WattBox.



STRONG IN-WALL SINGLE ARM ARTICULATING MOUNT FOR MD & LG 26-60" FLAT-PANEL TVS (BLACK)
SKU: SM-VM-ART1-IW-L

This in-wall mount provides 14 inches of mount arm extension plus a sturdy box with ample space to house AV equipment. The articulating arm makes it easy to access gear stored in the box – just swing it out, troubleshoot, and then snap it back into place. Incorporated knockouts for power and wire management keep things neat and tidy. The VersaMount is perfect for medium to large flat panel TVs up to 75 lbs using the included TV mounting plates that accommodate VESA patterns from 100x100 to 400x 400.



STRONG LARGE RAZOR TILT MOUNT FOR 55-80 IN. FLAT-PANEL TVS (BLACK)
SKU: SM-RAZOR-T-XL

Engineered specifically for today's low-profile flat panel displays, the Razor Tilt Mount sits 0.96" off the wall when fully collapsed. Installer-friendly features include kickstands to prop the TV away from the wall while running wires, an adjustable safety release ring for fast access to connections, a post-installation leveling screw to make easy last minute adjustments and wall plates that include a notch in the center bolt hole location so that you can drill in a sheetrock screw for temporary hanging.



APOLLO ENCLOSURE FOR 60"-65" LED/LCD TV'S. (BLACK) & ARTICULATING DUAL ARM WALL MOUNT
SKU: PKG-AE6560BL-AWM407

Weather resistant aluminum dual arm, full-motion, tilting wall mount with stainless steel hardware. Extension from 2.3" to 18.5" (58.4 to 469.9 mm). Tilt adjustable from -3° to 10°. Mount weight is 23.7 lbs. (10.8 kg).

Also available in Dual Arm: PKG-AE5046BL-AWM407

Also available in Single Arm: PKG-AE4239BL-AWM207, PKG-AE5550BL-AWM207



APOLLO ENCLOSURE FOR 46"-50" LED/LCD TV'S. (BLACK) & ADJUSTABLE HEIGHT CEILING MOUNT
SKU: PKG-AE5046BL-CM307

Weather resistant adjustable height, tilting and swivel ceiling mount with ceiling plate. Extension from 33.5" - 59" (850 to 1500mm). Tilt adjustable from -5° to 15°. Product weight is 14.65 lbs. (6.7 kg).

Also available: PKG-AE4239BL-CM307, PKG-AE-5550BL-CM307, PKG-AE6560BL-CM307



APOLLO ENCLOSURE FOR 46"-50" LED/LCD TV'S. (BLACK) & NON-ARTICULATING WALL MOUNT
SKU: PKG-AE5046BL-WM507NA

Weather resistant non-articulating wall mount with stainless steel hardware. Tilt adjustable from 0° to 12°. Mount weight is 6.0 lbs. (2.7 kg).

Also available: PKG-AE4239BL-WM507NA, PKG-AE5550BL-WM507NA, PKG-AE6560BL-WM507NA



APOLLO TEMPERATURE CONTROLLED HEATER MODULE FOR ALL MODELS
SKU: HM001

The Apollo thermostatically-controlled heater module is an option available for those living in extreme weather conditions to protect their TV. It is temperature controlled and protects TV's in high humidity climates for condensation; as well as in colder climate temperatures below -04° F (-20° C) 20 degrees above ambient. The heater module is easy to install and plugs into the 3-outlet power bank inside the Apollo enclosure.





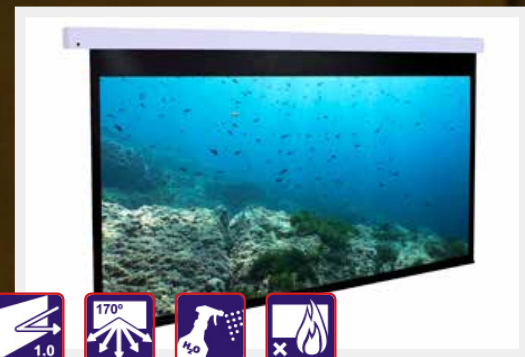
FILM SCREENS



DRAGONFLY ACOUSTIWEAVE PROJECTION SCREEN W/ BLACK FRAME SKU: DF-SL-XX-AW

AcoustiWeave screens are acoustically transparent - meaning you can hide the front speakers behind the screen for the ultimate cinematic experience. This technology offers up to 10% more acoustical transparency compared to competitive "perforated" designs. This is particularly useful with larger screen sizes as it keeps the left/center/right in the action, not on the outside of the screen. AcoustiWeave is made from a finely woven, reflective fabric that delivers a highly-efficient gain of 1.3 (1.35 with provided black scrim). This gives you superb off-axis performance and the versatility to use it with many different projector types and room applications. Every fixed screen frame is hand-wrapped with VelTX™ black velvet, providing an elegant finish that absorbs any overscan for the perfect theater experience. The beveled 3-1/4 in. aviation grade aluminum frame is rigid and easy to assemble.

Also available in Matte White and High Contrast and sizes 84", 92", 100", 110", 120", 133", 145", 160"



DRAGONFLY MOTORIZED MATTE WHITE PROJECTION SCREEN (16:9) SKU: DFM-NTT-XX-MW

This Dragonfly Motorized Projection Screen provides stellar visual performance while discreetly rolling out of view when not in use. In addition to a premium screen surface, it features an inner layer of woven fiberglass that stiffens the material to help hold it flat during use. The matte white screen material is a great choice for applications where you have control over the ambient light. It's engineered with a micro-diamond pattern that delivers ultra-wide off-axis viewing - so no matter where you're sitting you get the best performance. With a 1.0 gain and 170-degree viewing angle it prevents hot-spots and color shifts, while reducing light "ripples" and glare - all to create impeccable color balance and a true-to-life experience. Add to that its ease of installation, whisper-quiet tubular motor, and a variety of control capabilities and you've got a projection screen that's perfect for your next installation.

Also available in High Contrast and sizes 92", 100", 110", 120"



DRAGONFLY HIGH CONTRAST MOTORIZED TAB TENSION SCREEN (16:9) RF CAPABLE W/IR REMOTE SKU: DFM-TAB-XXX-HC

Featuring a TabTite tensioning bar with adjustable string tensioning knobs that together ensure a flat, wrinkle-free viewing surface with every use, this screen provides stellar visual performance and is sure to be one of the simplest pieces you install in your front projection system. The high contrast material used on this screen is perfect in applications where the room lighting cannot be completely controlled, or if the projector has weak black levels. For durability, flexibility and enhanced picture quality and color, the Tab Tension screen material is made of a single layer of PVC that features a unique micro-diamond pressed pattern on the surface. Each model comes standard with the most popular control types: RS-232, IR, 12V trigger, wall switch and contact input. Dragonfly motorized screens feature a whisper-quiet tubular motor with enhanced efficiency and nearly silent operation.

Also available in Matte White and sizes 92", 100", 110", 120"



PROJECTORS



VIVITEK HIGH BRIGHTNESS 1080P MULTIMEDIA 3D PROJECTOR (4500 ANSI LUMENS) SKU: D964HD

Featuring 4500 lumens, true 1080p (1920 x 1080) native resolution with Full HD 3D features. The Vivitek D964HD digital projector utilizes DLP dark chip 3, BrilliantColor technologies that deliver impressive color reproduction and amazing picture quality. With a built-in speaker, connection options, including 3D sync, RJ45 and RS232c, the D964HD integrates effortlessly into almost any situation where a powerful projector is needed.

- » VividWheel III for improved color reproduction and automatic gain control
- » Full 3D-ready via DLP Link, Blu-ray 3D movie playback, and Broadcasts 3D
- » New efficient lamp offering up to 4,000 hours of life (in dynamic eco. Mode)
- » Connectivity options include: HDMI V1.4 (x2), Display Port, VGA-in (x2), VGA out, Composite video, S-Video
- » RJ45/RS-232c/RJ45 for integration and system automation compatible with Crestron, AMX, Extron, and Telnet
- » Crestron RoomView certified

Also available: D963HD



VIVITEK FULL HD 1080P HOME THEATRE 3D PROJECTOR (2000 ANSI LUMENS) SKU: H1188

Designed with the ability to accurately reproduce the original content, the H1188 3D digital Home Cinema projector is designed to perfectly fit into any home entertainment installation. With native 1080p resolution, the H1188 delivers brilliant and amazing digital images with full color saturation using DarkChip3™ DMD, 6-segment color wheel, and VividMotion to create a flawless video stream. High-impact picture quality and Full HD 3D features, the Vivitek H1188 is unmatched and unrivaled in value, function, and performance.

- » Bright of 2000 ANSI and 50,000:1 contrast ratio
- » RGBRGB Color Wheel speed for color accuracy and eliminates color rainbow
- » DLP DarkChip3 and BrilliantColor technologies for optimal blacklevel and vibrant colorful image
- » VividMotion reduces motion judder to create fluid and flawless video stream
- » High-efficiency lamp that lasts up to 5000 hours (in Dynamic Eco Mode)
- » Full 3D-ready via DLP Link, Blu-ray 3D movie playback, and broadcasts 3D



VIVITEK 1080P 3D HOME THEATRE PROJECTOR (2000 LUMENS) SKU: H5095

For the HD video image enthusiast, the Vivitek H5095 3D digital projector utilizes the latest advancements in video processing technologies to create remarkable image quality. Designed with RGBRGB color wheel to reproduce original content and achieve HD color, the H5095 delivers amazing video performance with 2D and 3D contents. With vertical and horizontal lens shift functions and multiple connection alternatives, the Vivitek H5095 is the most versatile projector creating superior picture quality for any family in the large venue environment.

- » 2000 lumens and 15,000:1 contrast ratio
- » DLP and BrilliantColor technologies by Texas Instruments
- » ISF calibration compatibility and 6 segment color wheel (RGBRGB) for detailed image quality and amazing clarity
- » Five (5) Lens Options (Bayonet style) for installation flexibility
- » Full 3D Capability (DLP Link, BluRay 3D)
- » Connectivity options include: HDMI v1.4, Display Port, DVI-D, VGA-In, Component, S-Video, Composite, and 3D Sync
- » RS-232c/RJ45 for integration and system automation compatible with Crestron, AMX, Extron, and Telnet



SURVEILLANCE



LUMA SURVEILLANCE 500-SERIES 16 CHANNEL DVR (2U)
SKU: LUM-500-DVR-16CH

With the Luma Surveillance 500-Series 16-Channel DVR, analog is re-imagined in 1080p HD. With HD analog support, 2 TB of pre-installed internal storage, and native live streaming to different control systems' user interfaces, it's easy to check on what matters. This DVR features support for ultra-sharp resolutions up to 1080p thanks to HD-TVI technology. End users and installers alike will love the sleek user interface that features controls that they're used to seeing. Rewind and fast forward – or jump backward or forward 15 seconds, pause, take a snapshot, playback, and zoom are all easily controlled with a click, tap, or swipe.



LUMA SURVEILLANCE 500-SERIES 8 CHANNEL DVR (2U)
SKU: LUM-500-DVR-8CH

With HD analog support, 1TB of pre-installed internal storage, and native live streaming to different control systems' user interfaces, it's easy to check on what matters. Luma DVRs are designed to work with both Luma and Wirepath Surveillance cameras. Luma DVRs are also backward compatible with all traditional analog cameras up to 960H. This slender DVR is rack-mountable so you can keep things neat and tucked out of the way. Luma cameras are also OvrC enabled – with OvrC you can easily organize customer and device information including home addresses, port-forwarding addresses, DDNS names, devices by location and much more. Plus, you'll receive real-time notifications for firmware updates and be able to perform updates with a single tap.



LUMA SURVEILLANCE 500-SERIES 4 CHANNEL DVR (1U)
SKU: LUM-500-DVR-4CH

This DVR features support for ultra-sharp resolutions up to 1080p thanks to HD-TVI technology. You've never seen analog like this. Get 1080p when you combine our new Luma Analog cameras. Rewind and fast forward, pause, take a snapshot, playback, and zoom are all easily controlled with a click on the intuitive user interface when viewed in Internet Explorer or Safari. If a tap or a swipe is more your comfort zone, the Luma app, built for iOS or Android mobile devices, provides peace of mind as you're able to check on what matters – anytime, anywhere. Set up is also easy with the Luma utility. The utility can be accessed on your PC to view the DVR User Interface via web browser.



WIREPATH SURVEILLANCE 750-SERIES PTZ ANALOG INDOOR/OUTDOOR CAMERA WITH 37X ZOOM (680 TVL | WHITE)
SKU: WPS-750-PTZ-A-WH

With 37x optical zoom and pan/tilt functionality, this Wirepath Surveillance 750-Series Analog Indoor/Outdoor Camera provides excellent views of your estate, parking lot, or any other large space needing coverage. Smart IR up to 350 feet lets you identify objects in the dark while protecting private areas with 24 programmable zones. Equipped with Pelco_D/P, this PTZ can be controlled with a standard Pelco PTZ controller. It's IP66 compliant for weather resistance and features a built-in heater – so it's ready to face the elements. This camera also offers a variety of mounting options and a detachable pigtail so ceiling mount struggles become a thing of the past.



LUMA SURVEILLANCE 700-SERIES BULLET ANALOG OUTDOOR CAMERA WITH IR AND HEATER (1080P | GRAY)
SKU: LUM-700-BUL-AH-GR

Get ultra-sharp 1080p resolution over HD-TVI analog with the Luma 700-series cameras, plus all the installer-friendly features you know and love. True WDR (wide dynamic range) autocorrects your image during strong backlighting, dual voltage lets it work in any system, and 1080p resolution supports crystal-clear widescreen capabilities. Sense-Up capabilities automatically slow the shutter speed so the camera can pick up the slightest traces of light and display a bright image, while a built-in OSD joystick and video test port are located directly at the camera for easy fine-tuning adjustments. These cameras are even available in gray or white to blend in perfectly wherever you need them.

Also available: LUM-700-BUL-AH-WH, LUM-700-DOM-AH-WH, LUM-700-DOM-AH-BL



LUMA SURVEILLANCE 300-SERIES TURRET ANALOG OUTDOOR CAMERA WITH IR (720P | BLACK)
SKU: LUM-300-TUR-A-BL

HD-TVI technology and razor-sharp 720p resolution kicks these premium 300-series cameras into gear. Connected to the new Luma DVRs, they're the perfect pair. 720p resolution over analog supports clearer widescreen capabilities and these cameras even support HD-TVI or traditional analog up to 960H – the choice is yours! With zoom and focus levers right at the camera, installs can be completed quicker than before – without having to open the dome. Luma 300-Series cameras provide up to 65 ft. of IR, which limits overexposure and helps illuminate subjects at night.

Also available: LUM-300-TUR-A-WH



LUMA SURVEILLANCE 100-SERIES DOME ANALOG OUTDOOR CAMERA WITH IR (960H | WHITE)
SKU: LUM-100-DOM-A-WH

Capture high-resolution quality video with beautiful widescreen viewing. These 100-series cameras are a great addition to any outdoor environment. 960H with 720TVL allows you to get the widest screen capability and best resolution possible on an analog camera. An IP-66 outdoor rating means a giant dust storm or strong jets of water won't affect this camera's weatherproof housing. Luma 100-series cameras also offer up to 10 meters or 30 feet of IR. Night vision IR helps eliminate over-exposure in dim settings, and evenly illuminates the subject so you can make sure you're not missing something.

Also available: LUM-100-DOM-A-BL, LUM-100-BUL-A-GR, LUM-100-BUL-A-WH



SURVEILLANCE



LUMA SURVEILLANCE 500-SERIES 16 CHANNEL NVR WITH 2TB HDD (POE | 2U)
SKU: LUM-500-NVR-16CH

Equipped with Power over Ethernet, 2TB pre-installed internal storage, and support of sixteen IP cameras with a total bitrate of 100 Mbps, this NVR makes it easy to check on what matters. Plug and play capabilities and Power over Ethernet with Wirepath IP Cameras makes setup a breeze. Simply power your camera directly at the NVR without having to fuss with a separate power source. In addition, an included HDMI output allows you to hook up your recorder to a computer monitor to view any image from the live feed. So go ahead: check the camera matrix without all the added hassle.



LUMA SURVEILLANCE 500-SERIES 8 CHANNEL NVR WITH 1TB HDD (POE | 2U)
SKU: LUM-500-NVR-8CH

Equipped with Power over Ethernet, 1TB pre-installed internal storage, and support of eight IP cameras with a total bitrate of 50 Mbps, this NVR makes it easy to check on what matters. iOS or Android, Luma has you covered. The Luma app is built using the same intuitive user interface design, built for mobile devices so you can check on what matters, providing peace of mind – anytime, anywhere. With our control partners, we've created IR/RS232/IP drivers to control the NVR's on-screen GUI through the HDMI output. If you're looking for video streaming to control systems, we've got you covered. Compatible with Control 4, Crestron, ELAN g! and URC. Plus, Luma NVRs are designed to be compatible with Wirepath Surveillance cameras.



LUMA SURVEILLANCE 500-SERIES 4 CHANNEL NVR WITH 1TB HDD (POE | 1U)
SKU: LUM-500-NVR-4CH

Equipped with Power over Ethernet, 1TB pre-installed internal storage, and support of four IP cameras with a total bitrate of 25 Mbps, this NVR makes it easy to check on what matters. This slender NVR is rack-mountable so you can keep things neat and tucked out of the way. Set up is easy with the Luma utility. The utility can be accessed on your PC to view the NVR User Interface via web browser. Plus, Luma NVRs now offer ONVIF/Third Party Camera Compatibility. ONVIF is a specific type of networking certification, and with it, our recorders support a number of third party cameras. Plug and play capability lets these cameras work seamlessly with Luma NVRs, as well as popular control systems.



WIREPATH SURVEILLANCE 300-SERIES DOME IP INDOOR CAMERA WITH IR
SKU: WPS-300-DOM-IP-BL

This high-definition Wirepath IP cameras comes complete with full 720p support and up to three times the pixels of analog models. The Wirepath Surveillance 300-Series Dome IP offers free apps for iOS, and Android, as well as streaming video drivers for popular control systems.

Also available: WPS-300-DOM-IP-WH, WPS-300-BUL-IP-GR, WPS-300-BUL-IP-WH



WIREPATH 550-SERIES BULLET IP OUTDOOR CAMERA W/ IR
SKU: WPS-550-BUL-IP-GR

This premium camera features a native 16:9 sensor that's optimized for 720p viewing, giving you a wider view of the action and filling your TV or mobile device's screen. Use your computer, or a suite of free applications, to view cameras while at the office or on the go on your smartphone. Installation is simplified with Power over Ethernet (POE), an IP installer utility and an intuitive user interface.

Also available: WPS-550-BUL-IP-WH, WPS-550-DOM-IP-BL, WPS-550-DOM-IP-WH



WIREPATH 750-SERIES DOME IP OUTDOOR CAMERA W/ IR AND HEATER
SKU: WPS-750-DOM-IPH-WH

With a 2MP CMOS sensor, this camera delivers pristine video with resolutions up to 1920x1080 at a full 30FPS. An included heater turns on and off automatically to raise the temperature inside the camera when necessary, allowing it to operate effectively all the way from -40 degrees to 113 degrees Fahrenheit.

Also available: WPS-750-DOM-IPH-BL, WPS-750-BUL-IPH-GR, WPS-750-BUL-IPH-WH and with no heater



WIREPATH SURVEILLANCE 4 CHANNEL ENCODER
SKU: WPS-300-ENC-4IP

The Wirepath Surveillance 4-Channel Encoder uses advanced compression technologies to convert analog video into an IP stream. The WPS-300-ENC-4IP provides both high-resolution for local viewing and control systems and independent low-bandwidth streams for mobile devices. This is done through H.264 compression with D1, Half-D1, and CIF resolutions plus customizable frame rate settings across multiple streams.

Also available: WPS-300-ENC-1IP



SURVEILLANCE



FLIR MPX HD RECORDER 4CH, 720P 30FPS, 1080P 15FPS, 960H 30FPS, 1TB FLIR CLOUD
SKU: M32041

FLIR's M3200 series DVRs use the latest HD-CVI technology, giving you the flexibility to upgrade your security systems to HD resolution using existing coax cabling. With support for both HD resolution MPX cameras plus standard analog cameras, the DVR is ideal for retrofit applications. MPX also facilitates advanced features previously unavailable over a coax cable including duplex transmission for PTZ control, audio transmission, and extended distance cable runs up to 2300 ft. Features 720p (1280x720) resolution @ real-time (30/25fps per channel), 1080p (1920 x 1080) resolution @ 15/12fps per channel. Superior performance features with smooth real-time viewing with zero video latency and two-way communication over coax allows for easy connection and control of PTZ cameras.

Also available: M32081, M32161



FLIR MPX HD RECORDER 16CH, 1080P, 720P, 960H 30FPS, 2TB FLIR CLOUD VMS, 4 HD
SKU: M44162

FLIR's M4400 series DVR uses the latest HD-CVI technology, giving you the flexibility to upgrade your security systems to 1080P HD resolution using existing coax cabling. Experience outstanding megapixel resolution with 1080p (1920x1080), 720p (1280x720), 960H (960x480) resolution @ real time (30/25fps). MPX format is compatible with HD-CVI and SD-analog and the M4400 series also supports FLIR 1080p IP cameras. Remote access via iOS, Android, PC / Mac with FLIR Cloud which enables you to set up remote viewing in three easy steps: install FLIR Cloud app, scan QR code on DVR and view live video. Multisite viewing on FLIR Cloud CMS for PC / Mac. Cloud platform will offer premium services to receive Video Surveillance as a Service (VSaaS).



FLIR 2.1 MP HD MOTORIZED VARIFOCAL WDR BULLET MPX CAMERA 2.8-12MM
SKU: C237BD

The FLIR 2.1 MP HD Motorized Varifocal WDR Bullet MPX Camera uses the latest HD-CVI technology and True WDR to deliver outstanding 1080p picture quality over coax cabling in any lighting condition. Ideal for retrofit applications, C237BD is compatible with FLIR MPX DVRs offering a hassle-free upgrade to HD resolution plus the added advantage of remote zoom and focus control via the DVR or web interface. Dual video output offers simultaneous HD and 960H video streams. Outstanding image detail, both day and night with 2.1MP HD, 1080p @ 25/30 FPS, 1/2.8" CMOS, 2.8-12mm Motorized Varifocal lens, 115ft / 35m IR.



FLIR 2.1 MP HD MOTORIZED VARIFOCAL WDR BULLET MPX CAMERA 6-22MM
SKU: C237BD1

Ideal for retrofit applications, MPX Bullet cameras are compatible with FLIR MPX DVRs, offering an upgrade to HD resolution without the hassle of running new cables. Dual video output offers simultaneous HD and 960H video streams. HD picture quality with 2.1MP HD, 1080p @ 25/30 FPS, 1/2.8" CMOS, 6-22mm Motorized Varifocal lens, 115ft / 35m IR. Superior performance with virtually no latency, extended cable runs up to 1650ft/500m, IP66 weather-proof rated housings and -22°F (-30°C) cold climate capable.



FLIR 2.1 MP HD MOTORIZED VARIFOCAL WDR DOME MPX CAMERA
SKU: C237ED

FLIR MPX is a revolutionary video surveillance format powered by HD-CVI technology. MPX delivers megapixel picture quality over coax, meaning you can upgrade your existing analog systems to HD resolution (1MP & 2.1MP) over a single coax cable (existing RG59 & RG6 compatible). Ideal for retrofit, MPX makes upgrading to HD easier than ever without the expense of re-cabling. MPX facilitates powerful functionality previously unattainable over coax with duplex communication, enabling full Up The Coax (UTC) PTZ control and audio transmission without running additional cabling. Features a 2.1 MP HD Sony Exmor™ 1/2.8" CMOS, 1080p @ 25/30fps and a 2.8-12mm varifocal motorized lens – 90-34° (H) HD field of view / 84-32° analog.



FLIR MPX MOTORIZED VARIFOCAL DOME CAMERA
SKU: C237VD

The FLIR Motorized Varifocal WDR Vandal Dome cameras use the latest HD-CVI technology and True WDR to deliver outstanding 720p/1080p picture quality over coax cabling in any lighting condition. Features outstanding HD picture quality with 2.1MP HD, 1080p @ 25/30 FPS, 1/2.8" CMOS, 2.8-12mm Motorized Varifocal lens, 85ft / 26m IR and a IK10 vandal proof rating. Upgrade to HD without the expense of re-cabling with dual BNC output – MPX 720p / 1080p / 960H Analog, cable pass-through bracket design and remote zoom and focus adjustment.



FLIR CLOUD – QUICK & SECURE REMOTE VIEWING
REMOTE ACCESS VIA IOS, ANDROID, PC / MAC WITH FLIR CLOUD

The M3200 and M4400 series DVR series feature FLIR Cloud, an easy-to-use, cloud-enabled service that provides remote viewing and control of multiple cameras from various locations via iOS, Android, PC or Mac devices. No complex router configuration necessary, making video monitoring easier than ever before. Set up remote viewing in three easy steps: install the free FLIR Cloud app, scan QR code on NVR, view live video.

- » Set up remote viewing in three easy steps: install FLIR Cloud app, scan QR code on NVR, view live video
- » Multisite viewing on FLIR Cloud CMS for PC / Mac
- » Cloud platform will offer premium services to receive Video Surveillance as a Service (VSaaS)



SURVEILLANCE



FLIR DNR400 SERIES POE HD NETWORK VIDEO RECORDER
SKU: DNR408P2

FLIR's DNR400 series NVRs further accelerate high definition recording, offering higher capacity 200 Mbps processing for real-time recording with cameras up to 5MP. With eight integrated Power over Ethernet (PoE) inputs and PoE+ support, installation is made simple. No programming or configuration is necessary as the NVR automatically discovers FLIR IP Cameras on the network. Plus, drive mirroring enables back-up recordings to the second internal hard disk drive to keep data secure. Integrated PoE inputs allow for quick, convenient connection with 8 integrated PoE ports with PoE+ support, 120watt total PoE (up to 25w/channel) and auto-discovery of FLIR IP Cameras with no programming.



FLIR DNR500 SERIES POE HD NETWORK VIDEO RECORDER
SKU: DNR516P2

With sixteen integrated Power over Ethernet (PoE) inputs and PoE+ support, installation is made simple. No programming or configuration is necessary as the NVR automatically discovers FLIR IP Cameras on the network. Drive mirroring enables back-up recordings between up to four internal hard disk drives, 2 supports 4x SATA HDDs up to 4TB (16TB total), plus eSata support for four external drives to keep data secure. Real-time recording in Full HD per channel means turbo 200 Mbps network bit rate, supports HD real-time recording with cameras up to 5MP and Pentaplex operation - simultaneous view, record, playback, backup and remote monitoring.



FLIR FIXED IP DOME CAMERA
SKU: N133EB

Available in 1MP / 2.1MP / 3MP configurations, the FLIR Fixed IR Dome IP Cameras offer HD picture quality in real time with outstanding night vision capabilities. Installation is made easy with PoE operation included. Built rugged, FLIR's Fixed IR Dome IP Cameras are suitable for both indoor and outdoor installations (IP66 rated) and cold climates (-22°F/-30°C). The N133EB features 1MP HD, 720p @ 30/25fps, 1/4" CMOS, 3.6mm lens and 70ft/21m IR.



FLIR MICRO PT CAMERA
SKU: N233ZD

Available in 1.3MP/2.1MP configurations, the FLIR HD Micro PT IP cameras offer the most compact pan/tilt viewing solution at outstanding value. Provides ±180° pan range / 2°-90° Tilt, 100°/sec max rotation speed, 25 presets. With a miniature and discreet form factor at 2.2"/57mm height and 5.1"/130mm diameter, the Micro PT packs impressive performance with HD picture quality, Edge storage, 100°/s rotation speed, built-in microphone, plus rugged IK10 and IP66 vandal and weatherproof housing.



FLIR 2.1MP 12X PTZ IP CAMERA
SKU: N336ZD1

The FLIR 1080p HD 12X PTZ IP camera delivers outstanding picture quality both day and night - even in harsh weather conditions - for optimized perimeter monitoring. The powerful 12x optical zoom enables clear identification of objects at extended distances. Supports 1080p HD @ 30 fps / 720p @ 60 fps and features a 2.1 MP HD, Sony Exmor 1/3" CMOS Progressive Scan and true day/night with ICR (IR cut filter) that enables optimized night vision plus it ensures accurate color reproduction by day. Its rugged design includes ArcticPro Technology for harsh climates (minimum operating temperature -40°F) and an IP66 weatherproof rating. Conveniently view live or recorded video remotely via the new FLIR Cloud's CMS and advanced mobile apps.



FLIR MOTORIZED WDR VF BULLET CAMERA
SKU: N437BEW

The FLIR Motorized WDR Bullet camera offers Ultra WDR performance for high contrast scenes. Advanced image correction for challenging lighting conditions with ultra WDR performance that ensures more accurate detail in high contrast scenes and a defog feature that helps overcome environments with challenging visibility. Features a 3.0 MP HD @ 25/30fps, 1/3" CMOS, 3-9mm motorized varifocal lens, IR night vision range up to 100ft / 30m in total darkness and IP66 weatherproof rating. Installation is simplified with integrated PoE and remote zoom and focus adjustment, allowing for single cable installation.

Also available: N437VEW (motorized dome camera)



FLIR CLOUD - QUICK & SECURE REMOTE VIEWING
REMOTE ACCESS VIA IOS, ANDROID, PC / MAC WITH FLIR CLOUD

The DNR400 and DNR500 NVR series feature FLIR Cloud, an easy-to-use, cloud-enabled service that provides remote viewing and control of multiple cameras from various locations via iOS, Android, PC or Mac devices. No complex router configuration necessary, making video monitoring easier than ever before. Set up remote viewing in three easy steps: install the free FLIR Cloud app, scan QR code on NVR, view live video.

- » Set up remote viewing in three easy steps: install FLIR Cloud app, scan QR code on NVR, view live video
- » Multisite viewing on FLIR Cloud CMS for PC / Mac
- » Cloud platform will offer premium services to receive Video Surveillance as a Service (VSaaS)



POWER & PROTECTION



WATTBOX IP+ 12-CONTROLLED OUTLET RACK MOUNT POWER CONDITIONER WITH AUTO REBOOT - OPTIONAL FACEPLATE
SKU: WB-700-IPV-12

The successor to our WB-600-IPVCE-12 model now offering full control of all 12 outlets, it provides premium surge protection and noise filtration in a versatile rack-mount design, and is smart enough to automatically reboot the device when the network connectivity is lost. Add remote access, scheduling and email - and you can say goodbye to unnecessary service calls. Plus with OvrC enablement, you get remote access, remote firmware updates, real-time monitoring, and customer management all from your phone, computer, or tablet.



WATTBOX IP+ 5-CONTROLLED OUTLET COMPACT POWER CONDITIONER WITH AUTO REBOOT
SKU: WB-300VB-IP-5

The WattBox 300 Series IP+ Compact Power Conditioner with Auto Reboot - 5 Outlet (All Controllable) is specially designed to pair with our Strong VersaBox Pro 14", VersaBox Pro 8", or VersaMount. It "drops in" to any of these boxes, utilizing in-wall space beneath the box to save precious real estate inside the box for other equipment when network connectivity is lost. This model offers full control of all 5 outlets, has more space for bulky power adaptors, provides premium surge protection and noise filtration, and is smart enough to automatically reboot after firmware updates. OvrC enablement even gives you remote feature access, real-time monitoring, and customer management all from your phone, computer, or tablet.



WATTBOX IP+ 3-CONTROLLED OUTLET COMPACT POWER CONDITIONER WITH AUTO REBOOT
SKU: WB-300-IP-3

If you're tired of rolling a truck every time you need to reset a cable box, modem, router or other network device, the WattBox IP+ Controllable 3-Outlet (3 Controlled) Compact Power Conditioner with Auto Reboot is the solution. The successor to our WB-200-IPCE-3 model now offering full control of all 3 outlets, it provides premium surge protection and noise filtration, and is smart enough to automatically reboot the device when network connectivity is lost. Provides a premium 2160 joules surge protection, one isolated noise filter, and is OvrC enabled.



EPISODE 8-OUTLET STAND ALONE AVR UPS WITH RJ45/RJ11 RG6
SKU: EP-400-UPS-8PS-825

The Episode EP-400-UPS-8PS-825 is everything you need for surge protection, from the simplest of home theaters to complex whole-home systems. This commercial-grade UPS has all essentials for audio, video, and whole house system integration installation, featuring automatic voltage regulation (AVR), extended battery life and convenient AC outlets that can handle 825 VAC and 450 Watts. This unit will automatically provide battery back-up power if the line voltage drops below 90 volts and will decrease output voltage if the line voltage exceeds 140 volts.

Also available: EP-400-UPS-8PS-600



WATTBOX SEQUENCING POWER CONDITIONER WITH SAFE VOLTAGE, 12 OUTLETS
SKU: WB-600-SVCE-12

The WB-600-SVCE-12 power conditioner provides versatile back-of-rack access to 12 outlets. A front panel display option provides voltage/current displays and utility outlets for charging peripherals. All connected equipment is safe and sound thanks to best-in-class surge protection of power, coax, telephone/Ethernet - plus noise filtration for purer audio/video performance. The WB-600-SVCE-12 also includes Safe Voltage protection, a feature that disconnects connected equipment when there is sustained over/under voltage and reconnects when the voltage returns to a safe level. And to ensure this product stands the tests of time, it's built like a tank with an 18 gauge steel chassis.



WATTBOX POWER CONDITIONER WITH SAFE VOLTAGE, 12 OUTLETS
SKU: WB-400-VCE-12

The WB-400-VCE-12 Power Conditioner offers the best of both worlds - professional-grade surge protection and noise filtration - so audio/video equipment is well protected and works effectively. It's built tough with an 18-gauge steel chassis, and is versatile enough to provide easy control in any application. The WB-400-VCE-12 provides powerful surge protection for power, coax, and telephone/Ethernet cables. Automatically disconnects equipment during sustained under/over voltage conditions, and reconnects once it's safe. It also improves audio/video performance by removing noisy interference coming from other components/electronics, providing the best performance possible.



WATTBOX VERTICAL RACK MOUNT POWER STRIP - 20 OUTLET (BLACK)
SKU: WB-100-VPS-20

Do you find yourself constantly running out of outlets in the rack? With the WB-100-VPS20 vertical power strip, you can easily add 20 more outlets. With features like rotated outlets and quick-clip mounting bracket, it is ideal for managing power cords and wall warts in a rack, cabinet or work area. Simply install the supplied mounting brackets to the rack and snap the power strip in place. Best of all, since it mounts to the rack rails, you don't lose any of your precious rack space.

Also available: WB-100-VPS-6, WB-100-VPS-8 and WB-100-VPS-12



POWER & PROTECTION


EMPOWER YOURSELF WITH OVRC

INSTANT ACCESS - WITHOUT ROLLING A TRUCK!

OvrC (pronounced oversee) is your virtual on-call technician, equipping you to provide great service in minutes, no matter where you are. No more pointless truck rolls! Save valuable time and money with OvrC's powerful features. You'll feel like you could take on the world. Your customers will think you're a hero!

WHAT EXACTLY DOES OVRC DO?

OvrC uses the Internet to contact and control your customer's equipment, directly from your mobile device or computer. Whether you're twelve feet up a ladder or relaxing on the beach, OvrC lets you:



UPDATE FIRMWARE



ACCESS THE DEVICE'S LOCAL UI



RECEIVE EVENT NOTIFICATIONS



CYCLE POWER TO RESET A DEVICE



EDIT NETWORK SETTINGS



ACCESS COMMONLY USED CONFIGURATION & CONTROLS

BENEFITS



PRODUCT COMPATIBILITY

OvrC currently supports a variety of products: surveillance, power, and networking. The OvrC ecosystem continues to grow.



EASY TO USE

No manuals required. The interface is straightforward and easy to navigate so you don't waste time with guessing games.



PLUG-AND-PLAY SETUP

Getting started is easy. Just install your device, claim it in the app, and you're ready - no additional hardware needed!



REMOTE MANAGEMENT

Receive alerts and troubleshoot common issues before your customer even realizes there's a problem.

OVRC ENABLED PRODUCTS

OVC WATTBOX A MATCH MADE IN INSTALLER HEAVEN

WANT FULL CONTROL? YOU'VE GOT IT

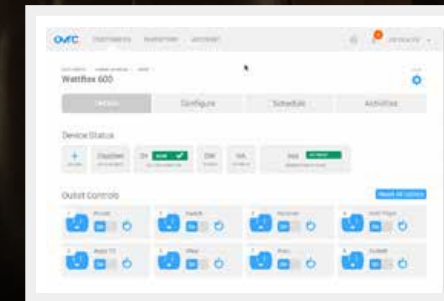
OvrC and WattBox work seamlessly together to make every service call a breeze. Once you install a product with OvrC, you'll be able to fix common issues with just the push of a button. Name each outlet and control them from miles away, saving you both time and money.

WE'LL MAINTAIN THE NETWORK. YOU TAKE THE CREDIT

WattBox IP+ regularly checks your customer's Internet connection. If the Internet is down, WattBox IP+ reboots the outlet you designated for the router. And when WattBox fixes a problem on its own, it saves you unnecessary truck rolls and late-night calls.

SLOW OR LOCKED-UP DEVICES? NOT ON OUR WATCH

OvrC allows you to schedule regular reboots for a device, preventing them from slowing down or locking up. With OvrC and WattBox, you can ensure your customers get the optimal experience from all of their devices.



OVC LUMA SURVEILLANCE MADE SIMPLE

GIVE YOUR CUSTOMERS PEACE OF MIND

A quality surveillance system doesn't end with mounting a camera on a ceiling; it's about ensuring your customer feels secure. With instant notifications and remote troubleshooting over the Internet, you can keep your customers' systems running smoothly - without rolling a truck.

NO MORE CCTV TESTERS; GET SNAPSHOTS THROUGH OVRC

OvrC can help you angle your installed camera straight from the app on your phone. Take a quick snapshot to see what your camera sees. Now it's easy to adjust even hard-to-reach cameras, and you can leave that clunky CCTV tester in the truck.

STATUS REPORTS, ON THE RECORD (Coming Soon)

Check on the detailed status of NVR and DVR recorders and their channels in real time. Pull up information on hard drive status, pinpoint faulty camera connections, and view the total recorded time on a device, right down to the oldest recording.



OVC Araknis CONTROL A COMPLEX NETWORK

NETWORKING SHOULDN'T BE A HEADACHE

Araknis works with OvrC to deliver information at the touch of a button, and helps you configure and support your customer's network from anywhere in the world.

REBOOT WITHOUT A TRUCK ROLL

Cycle the power on your PoE devices from anywhere, anytime.

CHECK THE NETWORK'S STATISTICS

Know what's going on in real time! Get detailed stats per port, including switch connection status, link speed, power consumption, and data sent and received.

RETRIEVE AND RESET PASSWORDS

Access, setup, configure, and reset the wireless SSIDs in a flash.

STAY IN THE LOOP

See which clients are connected, gauge wireless signal strength, and view upload and download history.

CONFIGURE THE NETWORK

Easily set up and modify DNS, static IP, DHCP reservations, port forwarding, and other settings on the router. There's no more need for a manual!

KNOWLEDGE AT YOUR FINGERTIPS

Access detailed information about the health of a network, WAN/LAN ports, connected clients, IP addresses, network configurations, and more. All this over the Internet, no matter where you are!



RACK PRODUCTS



STRONG EVOLVE 2.0 HYBRID RACK SYSTEM 16-24U
 SKU: SR-EHR2-SYSTEM-1624

This pre-assembled hybrid shelving and rack system has all the best features of a rack, but won't break the bank. Industry standard width and unit spacing on the rack portion makes it custom installer-friendly, plus, it's collapsible, so it fits on the back of a truck with ease. With tool-less assembly, just unfold the rack, set it into place, and tighten the thumbscrews. Included snap-in shelves can be used to add additional equipment, while low-friction corners on the rack's base let it glide into place wherever you need it. Plus, its improved wider stance lets you store larger pieces of gear. No matter how big the job or how much equipment you've got, this hybrid shelving rack is the best of both worlds.

Also available: SR-EHR2-SYSTEM-1015



STRONG CONTRACTOR SERIES 21U RACK WITH SIDE PANELS AND FINE FLOOR CASTERS
 SKU: SR-CS-RACK-21U

If you're looking for a rack with a price to suit every job, this 21U model has the goods to get it done. Quick assembly of the included side panels, top plate, and base plate (with pre-installed casters) will have your installer smiling. It's the smart, easily-serviceable alternative to stacking gear in a cabinet for smaller residential and commercial installations. Dressed in a scratch-resistant, deep black powder coat, this rack can take a beating and keep looking good. Vented top/bottom plates and rack rails are stamped from rugged 14 gauge steel. Two locking swivel and two fixed fine-floor casters come pre-installed on the base plate.

Also available in 12U and 16U



STRONG 14U IN-CABINET RACK
 SKU: SR-CAB-14U

For an easier and more professional looking installation, use this discreet 14U in-cabinet rack. Its improved design makes it perfect for a built-in cabinet in the living room, boardroom or light commercial applications. With the optional SR-RACKSLIDE-300 you can easily access the rear panels of the equipment for wiring and servicing – and thanks to a reduced rack depth, you get full rotation to ensure that reaching equipment is a breeze. These rack rails use an electrocoating, or "e-coating", process that is every bit as durable as powder-coating and up to 60% thinner for a perfect fit and jet black finish.

Also available in 8U, 10U and 12U



STRONG RACK SLIDING BASE FOR IN-CABINET RACKS (BLACK)
 SKU: SR-RACKSLIDE-300

Designed for use with the SR-CAB and SR-CS rack lines, the SR-RACKSLIDE-300 saves your back and neck by giving you easy access to equipment when installing it into a cabinet. Built with 16 gauge steel, the 4 slides are beefy enough to hold up to 300 lbs fully extended. And with ball bearing glides, you can count on a nice, smooth ride. Gear is easily moved with this sliding and rotating shelf. When installing or servicing equipment you can also secure it with two locking features. The first is a rotation lock for 0, 60 and 90 degrees from center stops to keep it stationary and not twist. The second is a glide lock to prevent accidentally sliding the rack back if you push on the front.



STRONG 16U WALL MOUNT RACK SYSTEM
 SKU: SR-WMS-16U

For light commercial or residential installs needing equipment locked up and off the floor, this fully assembled Strong Rack System is an installer's dream. It arrives fully assembled, ready to go with a swing kit, vented top and base, reversible, tinted, tempered glass door, and removable side panels. Reversible steel hinge pins provide reliable swing and sag resistance up to 150 lbs., while locking latches on the front door, side panels, and swing kit keep prying hands out. A welded design provides rugged reliability, and to top it off, knockout panels and marked rails make for simpler wire management.

Also available in 10U and 12U



STRONG CUSTOM SERIES 42U FLOOR STANDING RACK WITH FINE FLOOR CASTERS (24" DEEP)
 SKU: SR-CUSTOM-42U-24IN

Installation is a breeze with the new Z-Lock technology rack rails. The new design gives the rack a much sturdier and stronger stance – and enables a smoother, more efficient assembly that can be completed in no time. The new Custom Series Racks come standard with a skirted base that features preinstalled fine floor casters. Streamlined-look casters have all the functionality of the older models with the casters moved outward for a more balanced rack. Leveling feet are also included for an all-in-one secure rack base solution.

Also available in 21U, 27U, 32U and 37U and 20" depth



STRONG CUSTOM SERIES RACK DOOR 42U H2 - GLASS
 SKU: SR-CUST-DOOR-42U-GLS

Having a see-through door serves a practical purpose; it keeps children and unauthorized users away from the equipment, while allowing you to monitor system components. The rack door's tinting also reduces the intensity of LEDs making them more subdued in dimly lit applications. Custom Series rack doors do not need side panels for installation, so you can add doors without side panels and create a nice look for cut-in installs. Features stainless steel construction, reversible and front and rear mountable, and lock and keys.

Also available in 21U, 27U, 32U and 37U and in Solid Steel Door



STRONG CUSTOM SERIES RACK SIDE PANELS 42U (24" DEEP) | PAIR
 SKU: SR-CUST-SP-42U-24

Locking side panels provide added security and also dress up the rack by hiding its contents, while powder-coated steel provides a durable fit and finish. Vents placed in the panel bottom even allow for a more efficient chimney-style exhaust ventilation. Panels are easily moved with the pins on the panels that slide into keyhole slots, while a built-in handle lends a helping hand during installation and removal. Each side panel can easily be locked to prevent system tampering.

Also available in 21U, 27U, 32U and 37U and 20" depth



CELL PHONE SIGNAL BOOSTERS



SURECALL FUSION5 72DB FIVE-BAND MANUALLY ADJUSTABLE BOOSTER KIT FOR AREAS UP TO 6,000 SQ. FT.
SKU: SC-POLYH-O-CA-YD-KIT | SC-POLYH-O-CA-YP-KIT

Fusion5 is a cellular booster solution that's ideal for offices where reception is weak due to distance from towers, the topography, building materials or structural design. This is a complete solution that covers all major Canadian and US carriers, and with the fastest 4G speed it's perfect for a fast-paced office. This competitively priced booster easily covers areas up to 6,000 square feet, with up to 10 simultaneous users and is configurable for all indoor environments. A built in safeguard completely eliminates interference to cell tower and the high quality filters and parts provide superior performance, higher power and longer life. Independently reconfigurable for each band, the Fusion5 supports 2G and 3G voice and 4G data standards. All Fusion5 kits include low dB loss SC-400 coax cable.

Available Kits:

- » Model SC-POLYH-O-CA-YD-KIT: Outside Yagi Antenna with inside dome antenna, 50' x 75' coax cable
- » Model SC-POLYH-O-CA-YP-KIT: Outside Yagi antenna with inside panel antenna, 50' x 75' coax cable



SURECALL FLEXPRO 72DB DUAL-BAND MANUALLY ADJUSTABLE BOOSTER KIT FOR AREAS UP TO 6,000 SQ. FT.
SKU: SC-DUALH-O-72-YD-KIT | SC-DUALH-O-72-YP-KIT

The new SureCall FlexPro kits, designed for home and small office use, provide a full array of cell phone signal booster solutions. These competitively priced booster kits produce enhanced 2G and 3G voice and data reception for areas of 100 feet up to 6,000 square feet where reception is weak due to distance from tower, topography, building materials or structural design. Fully configurable for all indoor environments. FlexPro signal boosters work with all major Canadian and U.S. carriers and its compartmentalized design ensures enhanced call clarity for up to 10 simultaneous users. The SC-400 coax cable is certified at the optimum length to ensure maximum performance with minimal loss and the built in safeguard completely eliminates interference to cell tower. All FlexPro kits include low dB loss SC-400 coax cable. FlexPro Standard kit Model SC-DualH/O-72-OD-Kit includes: outside Omni antenna, inside dome antenna, 30' and 75' CM coax cable

Available Kits:

- » Model SC-DUALH-O-72-YD-KIT: Outside Yagi Antenna with inside dome antenna, 30' and 75' coax cable
- » Model SC-DUALH-O-72-YP-KIT: Outside Yagi antenna with inside panel antenna, 30' and 75' coax cable



SURECALL FORCE5 80DB IN-BLDG RECONFIGURABLE WIRELESS MULTI-BAND AMPLIFIER
SKU: SC-CM5000

SureCall's Force5 is a self-contained, five-band, cellular signal booster. The Force5 is an alternative voice and data solution to a DAS system at a fraction of the cost. Modular in design, each Force5 provides enhanced cellular and data reception for areas of 20-25,000 square feet with 100+ users. The Force5 combines PCS and Cellular dual-bands with LTE and AWS frequencies for Verizon, AT&T, T-Mobile and Sprint for a complete 2G-4G voice and data reception solution. Features include software that is upgradeable in the field, five embedded CPU for smart technology, eighteen RSSI detectors for all inputs and outputs, FCC certified for new regulations and technical standards, Auto Gain Control (AGC) with AGC pre-warning, automatic shut down and built in safeguard completely eliminates interference to cell tower. Stealth technology incorporated – uplink becomes dormant when not in use, providing green, power saving operation.



SURECALL FULL BAND PANEL ANTENNA -7 -10DB (INCLUDES MOUNTING KIT, 698 & 2700 MHZ)
SKU: SC-248W

The SC-248W Panel Antenna is a compact directional antenna designed to cover 2G/3G/4G/ and WLAN systems for Cellular, PCS, AWS and LTE frequencies. It's a high gain indoor antenna suited for places where the signal needs to be broadcast over a wide area. This wall mount antenna transmits and receives to cell phones with a 45 degree beamwidth.



SURECALL FULL BAND DOME ANTENNA -3 -4DB (INCLUDES MOUNTING KIT, 700 & 2700 MHZ)
SKU: SC-222W

This full band dome antenna is designed to be unobtrusive with a low profile that blends easily with your internal environment. The full band antenna is designed to cover 2G/3G/4G and WLAN systems for Cellular, PCS, AWS and LTE frequencies. This ceiling mount antenna transmits and receives to cell phones with a 360 degree beamwidth.



SURECALL FULL BAND YAGI DIRECTIONAL ANTENNA 10-11DB GAIN
SKU: SC-230W

The SC-230W is a high dB gain outdoor directional antenna. Directional antennas must be mounted horizontally and be aimed at the desired cellular tower for best results. The white fiber-glass portion on the antenna should be mounted above the roof line and unobstructed in the direction of the tower. This full band antenna is designed to cover 2G/3G/4G/and WLAN systems for Cellular, PCS, AWS and LTE frequencies. Easy to install and includes mounting equipment.



SURECALL FULL BAND OMNI DIRECTIONAL FIBERGLASS ANTENNA -3 -4DB
SKU: SC-288W

This wall or roof mount antenna is ideal for downtown urban settings, RV's or marine installations. It's built with a strong fiberglass casing and is designed to cover 2G/3G/4Gand WLAN systems for Cellular, PCS, AWS and LTE frequencies. The CM-288W is an omni-directional antenna that gathers signals from all sides and does not need to be pointed toward a cellular tower. Range of antenna is approximately 50 miles to and from cellular towers free of obstructions. Besides the antenna itself, parts include mounting equipment for either a flat horizontal surface or a wall. It should be mounted in an upright position for best results.



SURECALL SIGNAL METER FOR 1930-1990 PCS; 869-894 CELLULAR; 2110-2155 AWS; 746-757 LTE
SKU: SC-METER-01

The SureCall RF signal meter measures RF signal for 4G LTE for every major carrier and 2G-3G PCS/Cellular frequencies. It works with LTE, Cellular, PCS and AWS bands and provides accurate information of radio frequency signals. The signal meter can receive the RF signal from air an installed outdoor antenna or connects directly to the field antenna. The purpose of the RF Signal meter is to assist in the installation of a Signal Booster, specifically for mapping the frequency environment, pointing directional antennas, and maximizing signal booster coverage.



CONNECTED HOME



NEST 3RD GENERATION LEARNING THERMOSTAT
SKU: T3007EF

It's thinner, sleeker, and more beautiful than ever. The display is even bigger and sharper. And now the Nest Thermostat does something new. When you walk into the room, Farsight lights up and shows you the temperature you set or the time. The Nest Thermostat personalizes its features for you and remembers what temperatures you like, creates a custom schedule for your home, and turns itself down when you're away. Once it's learned about you and your home, NestSense automatically balances comfort and can save you up to 20% on your heating and cooling bills. The Nest Thermostat programs itself in about a week. It creates a personalized schedule based on the temperature changes you've made and continually adapts to your changing life. And if you want remote control, just use your smartphone, tablet or computer.



NEST 2ND GEN NEST PROTECT SMOKE AND CARBON MONOXIDE (CO) ALARM (BATTERY)
SKU: S3000BWEF

The new Nest Protect has been redesigned from the inside out. It has an industrial-grade smoke sensor, tests itself automatically, and lasts up to a decade. It's also the first home alarm you can hush from your phone without any extra hardware required. And just like the original Nest Protect, it tells you what's wrong and can even alert your phone. Nest Protect has a friendly human voice that gives you an early warning. That way you can handle burning toast before it becomes a burning toaster. Phone alerts let everyone in your family know what's going on, from anywhere. When something's wrong, Nest Protect sends everyone an alert in case no one's home. Nest Protect also checks its batteries and sensors over 400 times a day. And it's the first alarm that uses Sound Check to quietly test its speaker and horn once a month.

Also available: S3003LWEF (line volt)



NEST CAM ANTHRACITE INDOOR CAMERA
SKU: NC1102EF

Nest Cam helps you keep an eye on what matters to you. It looks for motion and listens for sound. And if something's up, it sends an alert to your phone. Nest Cam has a beautiful, completely redesigned stand. It lets you see your home in super clear 1080p HD video and 8x digital zoom. It comes with advanced Night Vision and has a mic and speaker so you can talk and listen. And when you subscribe to Nest Aware with Video History, the new cloud recording service from Nest, you can rewind 10 or 30 days of video and get even more accurate motion alerts. The stand's magnetic base can stick to metal, be mounted to the wall or screwed onto a universal tripod. It can twist around, bend at an angle, or be mounted upside down.

nest
PRO

NEST PRODUCTS ARE AVAILABLE FOR SALE ONLY TO CERTIFIED NEST PRO INSTALLERS.

BECOME A NEST PRO AND START TO SELL AND INSTALL THE AWARD-WINNING PRODUCTS THAT ARE MAKING THE HOME MORE THOUGHTFUL. YOU'LL GET PROFESSIONAL PRICING AND TERMS, EXCLUSIVE TRAINING AND TOOLS, LIVE VIP SUPPORT, AND CUSTOMER REFERRALS TO HELP YOUR BUSINESS GROW.

GROW YOUR BUSINESS

LEARN FROM OTHER CERTIFIED PROFESSIONALS WHO'VE USED NEST TO ACCELERATE THEIR BUSINESS GROWTH AND GET EVERYTHING YOU NEED TO ACCELERATE YOURS: BROCHURES, SAMPLE ADS, ONLINE MARKETING TOOLS AND A NEST DEMO UNIT TO SHARE WITH CUSTOMERS.

SALES TRAINING AND TECHNICAL SUPPORT

YOU KNOW HVAC, BUT DO YOU KNOW HOW AUTO-AWAY DEALS WITH PETS? OR HOW TO CHECK NEST PROTECT'S BATTERIES FROM A PHONE? NEST'S ONLINE TRAINING HELPS YOUR TECHS LEARN HOW NEST PRODUCTS WORK, HOW BEST TO SELL THEM AND HOW TO ANSWER COMMON CUSTOMER QUESTIONS.

CUSTOMER REFERRALS

NEST WILL HELP CONNECT YOU WITH NEW CUSTOMERS THROUGH THEIR ONLINE INSTALLER FINDER. MAINTAIN A GREAT STAR RATING AND YOU'LL POP UP AT THE TOP OF THE LIST IN YOUR AREA. TURN NEST CUSTOMERS INTO FUTURE OPPORTUNITIES.

JOIN THE NEST COMMUNITY

THE NEST COMMUNITY IS INCREDIBLY ACTIVE. THERE ARE THOUSANDS OF POSTS ON ALL KINDS OF QUESTIONS AND TOPICS. THE COMMUNITY IS FULL OF NEST OWNERS FASCINATED, AND SOMETIMES MYSTIFIED, BY THEIR HOME'S SYSTEMS. THIS MAKES IT A PERFECT PLACE TO SHARE YOUR EXPERTISE.

BECOMING A NEST PRO IS EASY! JUST GO TO PRO.NEST.COM AND SIGN UP FOR A STEP-BY-STEP GUIDE ON THE SIGN-UP PROCESS.



works with
nest

For years, people have been talking about home automation. There are universal remotes, digital wall panels and apps that let you control the devices in your home. But 'Works with Nest' is more than just an on/off switch. It's about making your house a more thoughtful and conscious home.

'Works With Nest' makes it possible for your Nest devices to securely interact with the things you already use every day, both inside and outside of your home. Because when we connect these different parts of your life, we can work behind the scenes to deliver personalized comfort, safety and energy savings. Effortlessly.

Nest works with all kinds of things – lights, appliances, fitness bands and even cars.

For more information on the products that Nest works with, visit the website at www.nest.com/ca/works-with-nest.



CONNECTED HOME

Caséta Wireless

Caséta Wireless provides peace of mind, comfort and convenience - all with the touch of a button. Controlling lights has never been easier, more reliable, or affordable with Caséta wireless dimmers and remotes. Whether you want your lights on, off, or somewhere in between, your shades raised or lowered, or your temperature set back a few degrees, you can count on Caséta Wireless to deliver what you need. Offering the ultimate convenience and flexibility, the Caséta Wireless family allows you to adjust your lights and shades from anywhere in the room with Pico remotes or on the go using your smartphone or tablet with the Lutron app and Smart Bridge. Embedded with Lutron's powerful Clear Connect technology, the Caséta wireless family ensures a reliable, seamless and consistent connected home experience. Take light control to a whole new level with this convenient, energy-saving solution that installs in minutes.

THE CASÉTA WIRELESS FAMILY INCLUDES THE FOLLOWING PRODUCTS:

- » Dimmers and Switches
- » Pico Remote Control and Accessories
- » Smart Bridge and Lutron App
- » Sivoia QS Triathlon Shades
- » Kits



LUTRON CASÉTA WIRELESS PLUG-IN DIMMER AND PICO REMOTE CONTROL KIT

SKU: P-PKG1P-WH-C

Lutron Caséta Wireless Plug-In Lamp Dimmer Kit includes a plug-in lamp dimmer and Pico Remote Control that work with dimmable LEDs and CFLs, as well as incandescent and halogen bulbs. The plug-in lamp dimmer simply plugs into a standard outlet and can be used with up to two lamps. Control the lights from anywhere in the room by using the Pico remote control either in your hand, on a tabletop pedestal (sold separately) or by mounting the remote directly to the wall. The remote lets you turn lights on/off as well as brighten and darken them. The remote also includes a button for saving your favorite light level.



LUTRON SMART BRIDGE PRO

SKU: L-BDGP02-WH-C

The Smart Bridge Pro enables control of lights, shades and temperature, even when you are away from home, by using the free Lutron app (for iOS and Android devices). Compatible with Caséta Wireless dimmers and switches and Lutron Triathlon battery-powered shades and select styles of Sivoia QS Wireless shades. Easy to install by just plugging into a WiFi router, the Smart Bridge Pro uses Clear Connect technology. It can also be integrated with third-party A/V remote controls and security systems.



LUTRON CASÉTA WIRELESS IN-WALL LIGHT DIMMER (WHITE)

SKU: PD-6WCL-WH-C

Conveniently create just the right light for reading, watching TV or entertaining, with the Lutron Caséta Wireless In-Wall dimmer. Replacing an existing switch, this dimmer works with up to 600 watts of incandescent or halogen, 150 watts of dimmable LED or CFL. Turn lights on/off or raise/lower to adjust brightness. No neutral wires are required and it installs in as little as 15 minutes.



LUTRON CASÉTA WIRELESS IN-WALL DIMMER AND PICO REMOTE CONTROL KIT

SKU: P-PKG1W-WH-C

This starter kit includes an in-wall wireless dimmer, coordinating screwless wall plate and Pico remote control that lets you adjust lights from anywhere in the room. The dimmer simply replaces an existing switch, and works with the newest energy efficient bulbs, including dimmable LEDs and CFLs, as well as incandescent and halogen bulbs.



YALE Z-WAVE KEY FREE DEADBOLT

- YRD110ZW605 - YALE PUSH BUTTON Z-WAVE KEY FREE DEADBOLT - BRIGHT BRASS
- YRD110ZW0BP - YALE PUSH BUTTON Z-WAVE KEY FREE DEADBOLT - OIL RUBBED BRONZE
- YRD110ZW619 - YALE PUSH BUTTON Z-WAVE KEY FREE DEADBOLT - SATIN NICKEL
- YRD120ZW605 - YALE TOUCHSCREEN Z-WAVE KEY FREE DEADBOLT - BRIGHT BRASS
- YRD120ZW0BP - YALE TOUCHSCREEN Z-WAVE KEY FREE DEADBOLT - OIL RUBBED BRONZE
- YRD120ZW619 - YALE TOUCHSCREEN Z-WAVE KEY FREE DEADBOLT - SATIN NICKEL

The Yale Push Button and Touchscreen Key Free Deadbolts are the smallest residential keypads with a simple, elegant, tamper-resistant keypad to enhance curb appeal. For use on all standard interior and exterior doors, the keypad illuminates for night time access and completely eliminates the need to manage keys. Featuring fast Z-Wave enrollment with the push of a button, universal lock and program symbols for ease-of-use and enhanced interior design to reduce complexity and installation time. The absence of the cylinder provides a clean appearance, yet means that lock picking or bumping are virtually impossible. In the unlikely event the batteries die - a 9V battery provides enough power to enter the code and gain access to the lock.

Available in both Push Button (YRD110XXXXX) and Touchscreen (YRD120XXXXX) models.

YALE PUSH BUTTON/TOUCHSCREEN Z-WAVE DEADBOLT

- YRD210ZW605 - YALE PUSH BUTTON Z-WAVE DEADBOLT - BRIGHT BRASS
- YRD210ZW0BP - YALE PUSH BUTTON Z-WAVE DEADBOLT - OIL RUBBED BRONZE
- YRD210ZW619 - YALE PUSH BUTTON Z-WAVE DEADBOLT - SATIN NICKEL
- YRD220ZW605 - YALE TOUCHSCREEN Z-WAVE DEADBOLT - BRIGHT BRASS
- YRD220ZW0BP - YALE TOUCHSCREEN Z-WAVE DEADBOLT - OIL RUBBED BRONZE
- YRD220ZW619 - YALE TOUCHSCREEN Z-WAVE DEADBOLT - SATIN NICKEL

With an easy-to-use lighted Push Button or Touchscreen keypad, the Yale Real Living deadbolt is available for stand-alone access or for use in a wireless scenario as part of a home control or residential home security system. Available with either Z-Wave or Zigbee, Yale Real Living integrates seamlessly into a wide range of home control and security systems, making everyday living easier and safer. Users benefit from effortless day-to-day access for simple updates to user information. Yale Real Living is engineered for quick and easy installation and fits in place of a standard deadbolt lock door prep (ANSI/BHMA A156.115). Available in both a durable acrylic touchscreen or simple, elegant, tamper-resistant keypad, they both can be used on all standard interior and exterior doors, the tapered bolt accommodates misaligned doors and they can hold up to 250 user codes depending on what platform is used.

Available in both Push Button (YRD210XXXXX) and Touchscreen (YRD220XXXXX) models.

YALE TOUCHSCREEN Z-WAVE KEY FREE DEADBOLT

- YRD240-ZW-605 - YALE TOUCHSCREEN Z-WAVE KEY FREE DEADBOLT - BRIGHT BRASS
- YRD240-ZW-0BP - YALE TOUCHSCREEN Z-WAVE KEY FREE DEADBOLT - OIL RUBBED BRONZE
- YRD240-ZW-619 - YALE TOUCHSCREEN Z-WAVE KEY FREE DEADBOLT - SATIN NICKEL


The Yale Real Living Key Free Touchscreen Deadbolt, designed to integrate seamlessly into the digital home, provides a significant increase in security as it eliminates the most vulnerable part of the lock: the cylinder. Absence of the cylinder provides a "clean" appearance, yet means that lock picking or bumping are virtually impossible. In the unlikely event the batteries die, a 9V battery provides enough power to enter the code and gain access to the lock. Yale Real Living digital locks replace your existing deadbolts, knobs, or levers, providing convenient code access to the home. Yale offers the only locks with a sleek capacitive touchscreen that wake with a touch and have voice assisted programming and operation in three languages; English, Spanish, and French. Features include code lockout modes, tamper alerts, fully gasketed installation, and availability in ZigBee or Z-Wave configurations.



WIRE & CABLE

WIREFATH **ICE**
CABLE SYSTEMS

Automation Cable from Ice Cable is available in multiple combinations such as (1) 18 gauge, 2 Cond. + (1) 22 gauge, 2 Cond. w/ Shield & Drain (SKU: ICE-LUTRON-XXXX)



WIREFATH BULK WIRE & BINARY CABLE

Wirepath Bulk Wire and Binary Cable manufactures bulk wire and cable for audio and control, speaker, coaxial, security/fire, category, RGB, plenum and riser as well as bundled wire.



IT'S ALL IN THE BOX

Tough, high-quality wire deserves a tough, high-quality package. The new Wirepath Bulk Wire box has been re-designed to be more durable and installer-friendly than ever before. From stronger, more durable reinforced handles, to a tangle window that you'll probably never have to use, to a wide-mouth payout tube that lets you access your wire without breaking a pinky, the packaging makes your job easier. As an added bonus, it's water resistant, tape-free, and practically indestructible.

NO MORE TANGLES

Wirepath Bulk wire is coiled with patented REELEX® technology to eliminate tangles. Each coil is tangle-free and kink-free so you're left with a smooth, easy pull that won't give you a headache.

INSTALLER-FRIENDLY

Sequential distance markings, anti-snap dispensing slots and easy-to-strip jackets make Binary and Wirepath Bulk Wire cable a breeze to work with.

CMP/PLENUM RATED WIRE


This wire has been tested by UL and meets the standard of CMP, or plenum. As such, it is permitted for use with all in-wall, plenum, and riser applications. If your job does not require these specially-rated cables, you may want to consider their CMG-Rated counterpart as an alternative.

OXYGEN-FREE COPPER CABLES

Only 99.9997% oxygen free conductors are used in the cable to ensure signal integrity and a lifetime of performance. Oxygen Free Cables (manufactured in an oxygen free environment) drastically reduces signal distortion for unrivaled audio clarity using 99.9997% oxygen free conductors.

ICE CABLES

Ice Cable manufactures high-quality cable, including Speaker Cable, Category/Data Cable, Coaxial/Video Cable, Alarm Wire, Structured Wiring, Plenum Cables, control cables and cables for specialty systems.



WET SLICK JACKET

The most popular control cable SKUs, 18-2EPS, 22-2EPS, 22-2OS and 22-4OS have been upgraded with 10009 PVC compound. This gives the cable a shiny look and a slick feel, resulting in less friction, easier pulls and more flexibility than a standard PVC jacket.

iLABEL

iLabel is a print legend to help you identify and pre-mark your cable for each room, wall and jack location. All ICE cables come pre-printed with location and application information that can be circled with a felt-tipped pen.

FOOT MARKERS

Foot markers show how much cable has been used and how much is left, and are printed every two feet on all ICE cables. This reduces waste and makes the best use of the cable remaining in each box or spool as you know exactly how much you have left before you pull the cable.

BMP - BIG MOUTH PAYOUT

BMP boxes feature a new type of coil payout that's 20 times larger and results in an exceptionally quick and efficient payout while improving productivity. The figure-8 wind cancels out recoil, back-twist, kinks, and even knots to allow the cable to easily pull from the package.

HDBASET CERTIFIED CAT 5E AND CAT 6


With cable certification, you can rest assured knowing your installation is ensured to have full product interoperability and compliance.

EZ STRIP TISSUE

A thin layer of tissue is placed around the conductors – under the outer jacket – making the cable much easier to strip. Once the jacket is scored, it slides off easily, with no effort.

CLEERLINE NON-STRIP OPTICAL FIBER

Cleerline advanced optical glass fibers are much stronger, safer, and faster at terminating than typical fibers. This duplex style cable provides the ultimate in durability and bend with ease of termination. Cleerline fibers are always protected at the glass level as a result of their integral polymeric coating, increasing both bend and tensile strength to unprecedented levels. Cleerline fibers are compatible with all common connector systems on the market for standard 50/125 multimode and 9/125 Singlemode fibers.



- » Cleerline fiber achieves unprecedented mechanical strength and durability, providing more reliable connections and longer service life
- » The glass fiber is never exposed to the elements. Not having to strip the integral acrylate/polymer or buffer coating means tools never fracture the glass, the glass is never exposed, and the end product is more stable with less long-term defects
- » Cleerline fiber is designed for ease of use and safety due to incredible flexibility of the fiber soft tissues are protected at all times during the termination process
- » Incredible bend longevity with Nd = 30 assured for up to 10,000X increased bend

PLANET WAVES HDMI CABLES

Planet Waves HDMI "E" series cables are always the perfect length for the best signal transfer possible. The cable is an HDMI High Speed w/Ethernet and Audio Return capable of transmitting signals to support HDMI 1.4a spec, 3D, 4k. The HDMI Ethernet Channel allows internet enabled HDMI devices to share an internet connection via the HDMI link with no need for a separate Ethernet cable. The Audio Return feature allows enabled devices to send audio back to a device such as a stereo receiver via the HDMI cable. Advanced conductor construction maximizes 8 channels of digital audio signals and pure digital video signal. Includes full 1080p support up to 45ft. 100% shielded with all gold plated connectors and over molded strain relief. Being extremely flexible and the "perfect length" they allow for the ultimate in signal transfer while providing for extremely clean looking installations. Coupled with the included HDMI Lok's they can be "locked" onto most source equipment and to Planet Waves exclusive Port Saver HDMI adaptors. All cables are CM & CL2 (UL) rated for in-wall installations Available in 1, 2, 3, 4, 5, 6, 7, 8, 10, 15, 20, 25, 30, 35, 40 and 45 foot lengths (1080p/1.4a/3D/4k cert. to 45ft.)



PLANET WAVES TOOL-LESS CONNECTORS

Planet Waves' Cable Station solderless connectors and high definition cables are designed for the custom installer.



No stripping, no crimping, no soldering required! BC Series RCA connectors are one piece, all nickel-plated connectors designed to work specifically with Planet Waves 3/16" coaxial cable. Terminate in 3 simple steps: just cut, twist, & screw. Each pack comes with extra colored rings for color-coding connectors by application.

Planet Waves BC connectors offer an alternative to those who demand quality but operate in more price-sensitive markets.

- » Nickel-plated contacts
- » Standard nickel chrome finish
- » Quality connectivity at a more affordable price

Fast 3-Step Termination

Leave the clunky stripping and crimping tools at home. Simply cut the end of the cable, twist on the connector, and tighten down the set screw. It cleanly penetrates the outer jacket to provide superior contact for the life of the connector. And you can do it all using just one small, lightweight Cutter/Screwdriver Tool Kit.

Completely Reusable

If you happen to end up with an imperfect termination – which is highly unlikely – instead of cutting the connector off and eating the cost of it, with Planet Waves you just back out the set screw, cut the end of the cable, and start over.

Premiere Back-of-Rack Solution

When you have a lot of rack components that need to be connected, using bulky RG59 or RG6 cabling can get pretty messy. The Planet Waves line of ultra-slim cabling, connectors and accompanying tools allow professionals to deliver a clean, polished back-of-rack solution. Shallow connectors and Y adapters with customizable leg lengths pair with super thin and flexible coax cable to make tight turns and neat terminations where you need them most.



WIRE & CABLE

PRIMAL CABLES

Inexpensive cable does not have to be "cheap." The problem with cheap cable is that it costs you time and doesn't perform, forcing installers to regularly throw out wire in frustration. Not anymore. Primal Cable offers you a tangle-free box design and cable wind - on a budget. It's the perfect solution for inexpensive cable that pulls well. Now get 100% of the cable from your boxes.

PRIMAL Cable combines unbelievably low prices with REELEX II Technology, so you can save money while getting the best pulling experience in the industry.

REALLY. LOW. PRICES

Let's face it - with wire and cable, price matters. That's why PRIMAL Cable is priced as aggressively as the most down and dirty generic competition. But everything else about PRIMAL is light years ahead. This is saving money the smart way.

WELCOME TO INCREASED PRODUCTIVITY

The most important component of the great pull is the properly wound coil. Every box of PRIMAL Cable features a high-precision REELEX II wind and Big Mouth Payout hole, ensuring a problem-free pull by eliminating knots, kinks, tangles and snags.

BIG MOUTH PAYOUT

A box is more than just a box - it's a critical part of the installation experience. That's why PRIMAL features our Big Mouth Payout hole, which allows for a more direct payout path and prevents wire from getting snagged on the way out.

THE REELEX II WIND

The other critical part of the installation experience is how the cable is wound inside the box. The high-precision Reellex II wind is painstakingly engineered to overcome a whole host of issues that plague the entry-level cable market. With Reellex II technology, problems like twists, kinks, knots, and tangles are a thing of the past.

FLAME TESTED, SAFETY RATED

Unsafe products bearing counterfeit or unauthorized UL and ETL markings are a huge problem in the entry-level cable market. We don't believe that fire safety should ever be compromised. That's why we flame tested and safety rated every single PRIMAL Cable product.

* Best used for non-critical Cat 5e applications. Tested to Cat 5e standard at 100MHz. This cable is not recommended for use with HDBaseT and other high bandwidth applications.



STRUCTURED WIRING

CAT 5E

SKU: PRIMAL-CAT5E-XXX

Primal CAT 5e 24awg, 4 Pair UTP, Solid, 350mhz for telephone and other communication circuits such as voice, data and audio for on-premise customer systems. 1000 ft box.

Available in Black, Blue, Green, Grey, White and Yellow

CAT 6

SKU: PRIMAL-CAT6-XXX

Primal CAT 6 23awg, 4 Pair UTP, Solid, 550mhz (w/spine) for telephone and other communication circuits such as voice, data and audio for on-premise customer systems. 1000 ft box.

Available in Black, Blue, Green, Grey, Orange, White and Yellow

16-2 AND 16-4

SKU: PRIMAL-16-2-WH, PRIMAL-16-4-WH

16 AWG, 2/4 Conductor, Stranded, Bare Copper, CL3, CM & FT4 rated for audio applications. Power-limited circuit cables for use as fixed wiring within buildings principally for Class 3 and Class 2 circuits. 500 ft box.

14-2 AND 14-4

SKU: PRIMAL-14-2-WH, PRIMAL-14-4-WH

14AWG 2/4 COND ENTRY LEVEL SPEAKER CABLE 14 AWG, 2/4 Conductor, Stranded, Bare Copper, CL3, CM & FT4 rated for audio applications. Power-limited circuit cables for use as fixed wiring within buildings principally for Class 3 and Class 2 circuits. 500 ft box.



WIREFATH RF BI-DIRECTION VIDEO SPLITTER

SKU: WP-OUT-VID1X8PWR-PC

Features a 13dB powered amplifier w/ 1 input and 8 outputs and a PC Modem Connection to simplify the installation process. Can be installed outside as it is weather sealed to 15 PSI. The housing is shielded to provide 130dB of extra interference protection.



ARLINGTON SINGLE GANG RETROFIT LOW VOLT BRACKET (10/BOX)

SKU: LV1

Non-metallic, retrofit low voltage mounting bracket. Adjusts to fit 1/4" to 1" thick drywall, wallboard or paneling. Bracket is its own template for cut out. Mounting dog flips around to lock position when screws are tightened.



WIREFATH ONE ENCLOSURE DOOR 20"

SKU: WP-ONE-DOOR-20

These doors stand off the wall, giving 3 inches of extra room for equipment. Includes mounting platform that has the capability of providing two different orientations between the platform and the door. Use platforms to add equipment, separate equipment, section off areas of the installation or just to organize your wires.

Also available: 14", 28" and 40"



WIREFATH CAT5E OR CAT6 CROSS CONNECT, 50 PAIR, WIRING BLOCK

SKU: WP-WB-50

Provide a centralized location to easily terminate Cat5e or Cat6 cables for telephone, voice and data applications. Blocks are designed to be used in conjunction with either the 4 Pair 110 Connecting Unit or 5 Pair 110 Connecting Unit depending on how many pairs are being used.



WIREFATH CAT6 JUNCTION BOX WITH DUAL IDC (WHITE)

SKU: WP-CAT6-CB-WHT

Use this junction box to quickly and easily splice together two cables to reach your desired length. Compatible with a number of other manufacturers' bulk cable. Punchdown blocks are easy to work with and have color-coded labels so you know which wire to punch down in each location.



ARLINGTON SINGLE GANG LOW VOLTAGE MOUNTING BRACKET

SKU: LVMB1

Installs low voltage wires without an electrical box. Built of non-conductive, smooth plastic to prevent damage to cables. Works with 1/2" or 5/8" drywall. Cat 6 listed.



WIREFATH ONE MEDIA ENCLOSURE 20"

SKU: WP-ONE-ENCL-20

Designed with ample storage and complete with included platforms and shelves, this enclosure gives you ultimate flexibility to organize, easily access and even section off areas. Features knockouts to drop in a Compact WattBox, UL Listed and can be closed off with a door.

Also available: 14", 28" and 40"



WIREFATH RACK MOUNT 24-PORT RJ-45 CAT 6 PATCH PANEL (BLACK)

SKU: WP-CAT6-PP-24

With front-mounted jacks and rear-mounted 110 punch down terminals, this patch panel allows for easy voice and data installs, simple upgrades for future adds/changes, and quick troubleshooting - plus it only takes up 1U of rack space.



COMMERCIAL | 70VOLT



EPISODE 240 WATT RACK MOUNTABLE 70 VOLT COMMERCIAL AMPLIFIER-MIXER

SKU: ECA-70MIXAMP-1-240

Perfect for light commercial applications, the Episode ECA-70MIXAMP-1-240 Amplifier-Mixer is a high-power single channel 70V amplifier that includes all the features needed for background music and paging. It has eight inputs for microphone and stereo hookups, plus an integrated mixer that provides expert blending. The XLR microphone inputs have independent priority modes that enable audio "ducking" – a must have feature in restaurants and bars – and the powerful 240W amplifier handles even the most challenging applications. This versatile amplifier supports 50V, 70V and 100V, as well as low impedance 4-ohm systems.

Also available: ECA-70MIXAMP-1-60 and ECA-70MIXAMP-1-120



EPISODE 500W PER CHANNEL, 2 CHANNELS 70 VOLT DIGITAL POWER AMPLIFIER

SKU: ECA-70AMP-2D-500A

This efficient Class-D 70V amplifier delivers tons of power from a 2-channel design, and it only takes up a slim 1U of rack space. Outputting 500 watts per channel RMS, it's the perfect way to add power to our integrated mixer amp and large outdoor spaces or applications that require two zones with different sources and/or volume levels. Unlike analog offerings, this digital amplifier is much more energy efficient and runs up to 80% cooler. Plus, this amp is full of installation features like audio sensing turn-on, balanced and unbalanced inputs, and adjustable gain control – giving it the versatility required for today's sophisticated audio systems.

Also available: ECA-70AMP-2D-150A and ECA-70AMP-2D-300A



EPISODE 650 COMMERCIAL SERIES IN-CEILING 70-VOLT SPEAKER WITH TILE BRIDGE AND 6" WOOFER (EACH)

SKU: KIT-ECS-650-IC-6

Premium grade components, a wide frequency response, and a two-way design provide exceptional sound clarity and dynamic highs and lows with this in-ceiling 70V speaker. The KIT-ECS-650-IC-6 has a two-way design featuring a Mica-filled polypropylene woofer and 1" silk dome tweeter with neodymium magnet, plus a 1.2" oversized voice coil. It also includes convenient front-mounted 7.5w, 15w, 30w, 60w taps, plus an option for 8-ohm bypass. An innovative 3-piece tile bridge, front-mounted tap setting and all cardboard packaging make it installer-friendly.



EPISODE 650 COMMERCIAL SERIES 70V PENDANT SPEAKER WITH 6" WOOFER AND GRIPPLER KIT (EACH)

SKU: KIT-ECS-650-PND6-BLK

Ideal for spaces with tall, open ceilings, this Pendant Speaker gets the sound down where you need it and features wide dispersion that's perfect for background music and paging applications. And thanks to smart engineering that includes a Grippler cable mounting kit and carrying handle, installing it has never been easier.

Also available: KIT-ECS-650-PND6-WHT, KIT-ECS-650-PND4-BLK, KIT-ECS-650-PND4-WHT



EPISODE 70V DIGITAL AMPLIFIER, 60W WITH IR & RS232

SKU: ECA-70VMINI-60W

This amplifier is perfect for boosting sound and delivering extraordinary audio quality to even the smallest of TVs in restaurants, bars, or small conference rooms, or to maximize the sound of outdoor speakers. This single-channel 70V amplifier is equipped with three inputs, 60 Watts of power and an external 12VDC power supply, handling multiple speakers with ease. Defined as a data communication device, the Episode 70V Digital Amplifier 60W has the option to be controlled via IR and RS-232. With the control protocol that is provided under the "Support" tab, this amplifier delivers the flexibility to function with any IR or serial control system.



EPISODE 200 COMMERCIAL SERIES IN-CEILING 25/70-VOLT SPEAKER WITH 8" FULL-RANGE DRIVER (EACH)

SKU: ECS-200-IC-8

When you need a speaker to win those competitive bids, look no further than the ECS-200-IC-8. Perfect for commercial applications needing background sound and paging, this in-ceiling speaker hits the sweet spot of price and performance. It's equipped with a durable aluminum baffle that makes the speaker less prone to rust, and flying leads for tap settings (0.5W, 1W, 2W, and 4W) so the speaker's output level can be adjusted to meet your application's requirements. A tile bridge is included in the box for fast and easy installation. Everything needed for this installation comes in one box – the single-packed speaker, the tile bridge, even the wire nuts.



EPISODE 200 COMMERCIAL SERIES 2X2 TILE REPLACEMENT SPEAKER WITH 70V SWITCH, 8" SPEAKER

SKU: ECS-200-70V-2X2-TR

Remove the ceiling tile, make your connections, and pop this speaker in – it doesn't get easier than that. Perfectly suited for paging and background music, this 70V Tile Replacement Speaker makes drop-ceiling installations a breeze, eliminating the need to cut a hole and install a tile bridge. A 2-ft. by 2-ft. footprint is a perfect fit for drop-ceiling installs. Featuring an easy-to-use rotary tap setting switch, 8" full-range driver, and built-in security loops, this speaker has everything you need for your next commercial application.



EPISODE COMMERCIAL SURFACE MOUNT, ALL WEATHER, 70V SERIES 6 1/2" SPEAKER (EACH)

SKU: ECS-AW70V-6-WHT

Rugged commercial design, easy installation, and premium-quality sound join forces in the ECS-AW70V-6-WHT. An easy-to-access external tap setting makes adjustments a breeze, while a quick-hang bracket frees up one hand for fast installation. Truly an all-weather product, it includes durable gold-plated connections, a UV-resistant, mineral-filled Polypropylene cabinet, and the ability to perform flawlessly in extreme temperatures from -5 degrees to 160 degrees Fahrenheit.

Also available: ECS-AW70V-6-BLK, ECS-AW70V-4-WHT and ECS-AW70V-4-BLK



COMMERCIAL | MEDIA DISTRIBUTION



ATLONA 4K/UHD DUAL-DISTANCE 8x8 HDMI TO HDBASET MATRIX SWITCHER WITH POE

SKU: AT-UHD-PRO3-88M

The AT-UHD-PRO3-88M is a dual-distance 4K/UHD 8x8 HDMI to HDBaseT matrix switcher 4K/UHD @ 60Hz video signals with Power over Ethernet for receivers and analog audio breakout. The matrix switcher features advanced capabilities for AV signal distribution and a host of integrator-friendly features. The switcher supports 4K/UHD @ 60 Hz, 4:2:0, 8-bit video signals; offers 3D pass-through and meets HDCP 2.2 copy protection standards. Remote power for compatible Atlona UHD-EX Series HDBaseT receivers is provided using industry standard IEEE 802.3af PoE supplied by the switcher over HDBaseT links. Professional audio capabilities include analog audio de-embedding with volume, mute, and 5-band EQ for the first six output zones on line level, captive screw connectors. The matrix supports digital audio signals up to 192 kHz/24-bits. Flexible control capability is provided by the supplied IR remote, front panel control, GUI-based integrated web server as well as compatibility with TCP/IP, RS-232, or IR based control system.



ATLONA 4K/UHD 16x16 HDMI TO HDBASET MATRIX SWITCHER WITH POE

SKU: AT-UHD-PRO3-1616M

The AT-UHD-PRO3-1616M is a 4K/UHD 16x16 HDMI to HDBaseT Matrix Switcher with PoE for 4K/UHD @ 60Hz video signals with Power over Ethernet for receivers and analog audio breakout. The matrix provides both extended distance, 328 foot (100 meter) and long distance, 230 foot (70 meter) HDBaseT transmission over category cable. It also provides convenient bidirectional extension of both RS-232 and IR Control. Four HDMI outputs are provided as mirrored outputs designed for routing HDMI-based audio to an AVR or as additional matrix outputs. The matrix switcher is HDCP 2.2 compliant and supports EDID communication. The matrix is control system-friendly and integrates with any TCP/IP, RS-232, or IR based control signals. Designed for multi-zone residential or commercial distribution applications, the AT-UHD-PRO3-1616M features a 2U, rack-mountable enclosure with an internal, international power supply.



ATLONA 4K/UHD 8x2 MULTI-FORMAT MATRIX SWITCHER WITH DUAL, HDBASET AND HDMI OUTPUTS

SKU: AT-UHD-CLSO-824

The AT-UHD-CLSO-824 is a 4K/UHD 8x2 matrix switcher with dual, HDBaseT and mirrored HDMI outputs for 4K/UHD @ 60Hz signals. This matrix switcher has multi-format signal-handling, Ethernet-enabled 100-meter HDBaseT input/output extension, and advanced audio capabilities. The AT-UHD-CLSO-824 brings advanced multi-format matrix switching to the CLSO series of classroom and small office switchers. The mix of inputs supports remote sources at lecterns and conference room tables via HDBaseT transmission as well as local sources in the equipment rack. The matrix serves a wide array of room configurations with two HDBaseT video outputs, each featuring a mirrored HDMI port to provide an additional output for a local display or an Atlona Extender Kit.



ATLONA 6 INPUT SWITCHER AND SCALER WITH HDBASET AND HDMI OUTPUT

SKU: AT-UHD-CLSO-612

The Atlona AT-UHD-CLSO-612 is an advanced six-input, multi-format switcher with built-in 4K scaling and mirrored HDBaseT and HDMI outputs. It simplifies classroom and small office system integration by providing two HDBaseT inputs, two HDMI inputs, and two multi-function analog inputs. Professional audio features such as a microphone input with 48 volt phantom power and ducking are also included, allowing the switcher to address a wide array of AV switching and processing needs often encountered in classrooms, conference rooms, boardrooms, training rooms, and other presentation settings.



ATLONA SWITCHER FOR HDMI AND VGA INPUTS WITH HDBASET OUTPUT

SKU: AT-HDVS-200-TX

The AT-HDVS-200-TX is a 3x1 switcher for HDMI and VGA inputs with HDBaseT output. It features two HDMI inputs, a VGA input, and an always on 3.5mm audio connector. It can be the central component of a small, automated AV system. Automatic display control turns on the display automatically whenever a source is connected. When the source is removed, the display is turned off. Volume is controlled by using the front panel buttons. Automatic input selection on the AT-HDVS-200-TX works by sensing the presence of any video signal. With automatic input selection, manual control systems can be eliminated. The AT-HDVS-200-TX combines the benefits of a switcher and the advantages of Ethernet-enabled HDBaseT signal transmission over a single cable. The switcher enables input selection from the front panel, RS-232, or TCP/IP commands. HDMI signals up to 4K/UHD @ 60Hz with embedded audio, VGA input signals up to 1920x1200, and control signals can be extended up to 328 feet (100 meters).



ATLONA HDMI RECEIVER WITH BUILT-IN SCALER

SKU: AT-HDVS-RX

Receives AV signals up to 1080p/60Hz and 1920x1200 video with embedded multi-channel audio and control signals up to 230 feet (70 meters). Features include balanced analog audio de-embedding, RS-232 control, and Power over Category cable (PoC) for sending remote power to the HDVS series transmitter. The receiver offers advanced scaling capabilities including image adjustment capability and an Auto-set feature for matching incoming signals to the display's native resolution. Designed for use with the HDVS series transmitters, the transmitter/receiver pair enables auto display on/off, auto-switching, 3rd-party control, and other features. The built-in scaler works with matrix switchers to optimize source signals with different resolutions to a display's native resolution. The AT-HDVS-RX is ideal for long distance transmission and display control in corporate or educational settings using analog and digital sources.



ATLONA DUAL HDMI AND VGA/AUDIO TO HDBASET SWITCHER TRANSMITTER

SKU: AT-HDVS-TX

The AT-HDVS-TX features two HDMI inputs plus a VGA input with 3.5mm audio connector. The transmitter combines the benefits of a switcher with built-in auto switching and the advantages of long-distance signal extension over a single cable. AV signals up to 1080p/60Hz and 1920x1200 video with embedded multi-channel audio and control signals can be extended up to 230 feet (70 meters). The flexible transmitter can work off a local power supply but also supports Power over Category cable (PoC) to either receive remote power from a receiver or provide power to a remote receiver. Designed for use with the AT-HDVS-RX receiver, the transmitter/receiver pair enables auto display on/off, auto-switching, 3rd-party control, and other features. The AT-HDVS-TX is ideal for long distance transmission and display control in corporate or educational settings using analog and digital sources.



ATLONA (TX FOR CLSO-824) HDMI & VGA/AUDIO TO HDBASET SWITCHER WALL PLATE

SKU: AT-HDVS-150-TX-WP

The Atlona AT-HDVS-150-TX-WP features an HDMI input plus VGA input with 3.5mm audio connector and a two-gang, US two-gang wall plate. An optional face plate without buttons is also available (AT-HDVS-TX-WP-NB). Designed as a remote input device for the AT-UHD-CLSO-824 matrix switcher, the AT-HDVS-150-TX-WP combines the benefits of a switcher with built-in auto-switching and the advantages of long-distance HDBaseT signal extension over a single cable. HDMI signals up to 4K/UHD @ 60Hz with embedded audio, VGA input signals up to 1920x1200 video, and control signals can be extended up to 230 feet (70 meters). The switcher enables auto display on/off, auto-switching, along with other features. The switcher receives power from the AT-UHD-CLSO-824 using Power over Ethernet.



ATLONA MANAGEMENT SYSTEM

The Atlona Management System (AMS) is a powerful software resource for select Atlona IP-controllable products in commercial, educational, government and residential environments. It integrates product configuration, management, and updates to reduce installation time and enable remote support. Comprehensive features include: automatic search and detection of Atlona products; device configuration in single or multiple sites; configuration backup, automatic or user-triggered firmware upgrades, and an intuitive graphical user interface. The AMS is based on a distributed architecture where multiple installed AV devices can be managed from a single server. Using the simple, web browser-based user interface, the operator can drill-down from a high-level network view to an individual device. The operator can choose to manage systems either locally (LAN) or from a remote location (WAN). The AMS is ideal for use in multi-device AV installations. It is scalable to any size installation. Remote management capabilities of the AMS enable AV technicians to manage, operate and maintain AV systems from anywhere and anytime using a common web browser – requires access to the network on which the server is installed.



COMMERCIAL | CONFERRING



NEARUS USB 2.0 PTZ 1080P WEB CONFERRING CAMERA WITH 10X ZOOM (BLACK)
SKU: NU-300-USB2PTZ-B

The Nearus USB 2.0 PT Web Conferencing Camera with 10x zoom was made for custom conferencing solutions. Designed for use with your favorite web conferencing software (like Skype, Webex, or Lync) this USB camera provides clean images and clear sound without all the hassle of typical conferencing equipment. With the ability to remotely PTZ, this camera can easily be adjusted to the correct position focal and includes 64 presets that can be easily stored and recalled.



SENSE MINIATURE LAVALIER MICROPHONE (BLACK)
SKU: SE-300-LAV-BLK

The go-to microphone for wireless body packs, this mini lavalier is great for picking up presenters in any application. This is the same lavalier that comes in the box with our SE-300-WT-BODY and perfect for customers who may need an extra or replacement. When it comes to producing pure clear audio, these mics deliver with excellent sensitivity without the unwanted noise or hiss.



SENSE SINGLE CHANNEL DIVERSITY UHF WIRELESS MICROPHONE RECEIVER
SKU: SE-300-WR-1CHD

This wireless receiver offers premium features for your most common wireless systems. With channel grouping, true diversity reception and hi/low transmission powers, it's perfect for training rooms, auditoriums, and stage performances. Thanks to an easy-to-access gain on the front of the receiver, setting the audio output level on the fly is simple. And with RF and AF meters, you can see the status from the front panel, too.



SENSE DOUBLE EAR HEADSET MICROPHONE (TAN)
SKU: SE-500-DEH-T

This ear hook microphone is an excellent choice for any application where microphone pickup and a discrete look are important. The mic is easily adjustable, so it fits well on anyone. And it stays near the speaker's mouth to reduce feedback, ensuring clear sound quality in any setting. With a flesh-colored finish and bendable design, this microphone remains discreet and easily forms to fit the user. Just gently bend the ear hook and boom to the user's preference so they can present with confidence.



FSR ROUND TABLE BOX INTERFACE WITH VGA, HDMI, POWER, DATA (BLACK)
SKU: FSR-T3-PC1D-BLK

The perfect addition to conference room tables and training podiums, this round table box provides a central location for the wiring that connects a presenter's computer to the room's AV system. It has all the most common connection types – power outlet, VGA, HDMI, and Ethernet – housed in a single, compact form factor. The included mounting bracket allows you to secure the box under the table and out of sight – plus it provides fast, easy wire management.



CLEARONE INTERACT AT TELEPHONE CONFERRING PROCESSOR (DSP)
SKU: C1-INTRACT-AT

This powerful telephone conferencing DSP processor is the heart of the Interact system. It creates calls that are free from feedback, echo, and other irritating noise – plus it has a convenient 1U rack mountable design, and comes equipped with impressive setup software. Connect it to any analog phone line for premium, full-duplex audio conferencing, or pair it with the other Interact accessories for a complete unified-communications experience.



BINARY 7 PORT USB 3.0 POWERED HUB
SKU: B-USB3-HUB7P

With data transfer rates up to 5Gbps, these professional grade USB 3.0 powered hubs easily support external hard drives, 1080p USB cameras, Smartboards, and more. Plus, with a sleek and durable all-metal chassis, included mounting ears, a convenient external power supply, and handy lockable connectors, these hubs are everything you want from USB technology and are the perfect centerpiece for a Unified Communication system.



CLEARONE MEETING ROOM USB SPEAKERPHONE
SKU: C1-CHAT150USB

The Chat 150 provides a high-quality speaker and microphone interface that's perfect for today's popular web conferencing applications, including Skype, Webex, GoToMeeting, and even Facetime. Everything you need for high-quality analog audio comes in the box, making your install fast and easy. It's a great choice for small to medium meeting rooms where you want to improve your computer's speaker and microphone for use with groups.



COMMERCIAL | PROJECTORS



VIVITEK CROSSOVER PROJECTOR (4700 LUMENS)

SKU: D5190HD-WHL

For the HD format enthusiast, the Vivitek D5190HD 16x9 3D digital projector utilizes the latest advancements in video processing technologies to create remarkable image quality. A professional-grade projector with the large venue marketplace in mind, the D5190HD delivers amazing video performance with 2D and 3D contents. With vertical and horizontal lens shift functions and multiple connection alternatives, the Vivitek D5190HD is the most versatile projector creating superior picture quality in the large venue environment.

- » Native 1080P resolution (1920x1080)
- » 4700 lumens and a 2000:1 contrast ratio
- » DLP and BrilliantColor technologies by Texas Instruments
- » Centered lens for easy installation
- » Horizontal and Vertical lens shift (manual)
- » Three (3) Lens Options (Bayonet style) for installation flexibility
- » Full 3D Capability (DLP Link, BluRay 3D)
- » Connectivity options include: HDMI v1.4, Display Port, DVI-D, VGA-In, BNC, Component, S-Video, Composite, and 3D Sync
- » RS-232c/RJ45 for integration and system automation compatible with Crestron, AMX, Extron, and Telnet
- » Lenses sold separately



VIVITEK WXGA DUAL LAMP PROJECTOR (6000 LUMENS)

SKU: DW6035

The Vivitek DW6035 WXGA is designed for demanding large venue installation applications. The DW6035 features dual-lamp technology, as well as seven (7) interchangeable optional lenses (Bayonet style) to meet most large-venue installations. An interchangeable color wheel is included for vibrant color and video enhancement. The DW6035 delivers bright, superb digital images with full color saturation intended for high-impact multimedia presentations, with unmatched performance and functionality.

- » Native WXGA resolution and displays up to UXGA
- » 6000 lumens of brightness with a 3000:1 contrast ratio
- » Dual-lamp technology limits down-time of bulbs
- » Interchangeable color wheels for superior color detail or can maximize brightness
- » DLP/BrilliantColor technologies by Texas Instruments
- » Seven (7) interchangeable optional lenses to accommodate a variety of large-venue installation environments. Additional lenses sold separately
- » Power Lens shift, Zoom and Focus
- » RJ45/RS-232c for integration and system administration
- » 12V trigger for simple screen/projector automation
- » Connectivity options: DVI-D, Component /RGBHV (5 BNC), VGA-In, Component (YPbPr RCA x3), Composite Video, S-Video, USB (Service)



VIVITEK LARGE VENUE PROJECTOR (7300 LUMENS)

SKU: DU-6871

The ideal solution for diverse large-venue applications, the Vivitek DU6871 features native WUXGA resolution, DLP/BrilliantColor, dual-lamp technologies, and HDBaseT. Designed with centered optics, motorized lens shift, zoom and focus including lens memories. The Vivitek DU6871 offers seven (7) interchangeable bayonet lens options to meet most all installation requirements. An interchangeable color wheel is included for vibrant color enhancement.

- » Native WUXGA resolution (1920x1200)
- » Extremely bright at 7300 lumens with a 3000:1 contrast ratio
- » Dual-lamp technology limits down-time
- » Centered lens design with seven (7) interchangeable bayonet lens options. Lenses sold separately.
- » Connectivity options include: HDMI, Display Port, DVI-D, BNC, VGA-in, VGA-out
- » Motorized lens shift (vertical/horizontal) and power zoom/focus
- » Lens memory features
- » HDBaseT
- » RJ45/RS-232 for integration and system administration
- » 12-V trigger for external module connection
- » Rear cover design for quick and easy lamp replacement



VIVITEK LARGE VENUE NEAR-SILENT LASER PROJECTOR (6000 LUMENS)

SKU: DU7090Z

With impressively vivid colors and a high brightness of 6,000 ANSI lumens, the DU7090Z offers the next generation of advanced projection technology – laser. Built lamp-free, it provides a low cost of ownership, with minimal maintenance, and gives a stable, high-quality projection for up to 20,000 hours. The DU7090Z offers an immersive big-screen experience with an unbeatable return on investment. The Vivitek DU7090Z provides the connections necessary for a large venue and many other environments: HDMI input, 3G-SDI, HDBaseT, BNC for YPbPr/RGBHV, VGA input for PC and Laptop, S-Video, Composite video, IR input, Rs232c and 12V Trigger for screen automation.

- » Advanced V-Color, dual-phosphor, laser light engine provides a superior brightness and color uniformity to create the most immersive, big-screen images possible today
- » Quietest laser projector in its class at 33dB – in full power mode
- » Lamp-less design delivers up to 20,000 hours of operational time, in full power mode, with a 20,000 hour warranty
- » 6,000 ANSI lumens and a 15,000:1 contrast ratio
- » Single Chip 0.67" DLP Technology by TI display
- » Native resolution WUXGA (1920 x 1200)
- » Lamp life up to 20,000 Hours, Laser Phosphor Light Engine
- » Image size up to 500" Diagonal (Lens Dependent)
- » 16:10 (4:3, 16:9, 2.35:1 Switchable) aspect ratio



VIVITEK LARGE VENUE PROJECTOR (8800 LUMENS)

SKU: D8800

The perfect solution for diverse large-venue applications, the Vivitek D8800 features native WUXGA resolution, HD-SDI connectivity, DLP/BrilliantColor and dual-lamp technologies. Designed for video stacking, the D8800 features centered optics with motorized lens shift, zoom and focus. The Vivitek D8800 offers six interchangeable bayonet lens options to match up with various installation requirements. Featuring built-in edge blending and warping capabilities, the D8800 can take you beyond its native aspect ratio and into endless possibilities.

- » Native WUXGA resolution (1920 x 1200)
- » Extremely bright at 8000 lumens with a 3000:1 contrast ratio
- » Dual-lamp technology limits down-time
- » Centered lens design
- » Connectivity options include: 3G HD-SDI (in/out), HDMI, DVI-D, BNC, VGA-in, Composite, S-video
- » Built-in edge blending and warping capabilities
- » Motorized lens shift (vertical/horizontal) and power zoom/focus
- » Interchangeable color enhancement color wheel (included)
- » RJ45/RS-232c for integration and system administration
- » 12-V trigger for external module connection
- » Rear cover design for quick and easy lamp replacement
- » Six (6) interchangeable optional lenses available - standard zoom, long zoom, wide zoom and wide fixed
- » Lenses sold separately



VIVITEK LARGE VENUE PROJECTOR (12,000 LUMENS)

SKU: DU9000

Specifically designed for Pro AV rental, staging and large venue applications, the DU9000 projects a strong 12,000 Centered Lumens/11,500 ANSI Lumens brightness and a 5,000:1 (with DB on) contrast ratio, while incorporating a dual-lamp engine design for a brighter picture and operational reliability should one lamp go down. The projector comes with embedded 3D edge-blending and warping technology, while sporting geometric correction functionality for projection on curved surfaces, in addition to individual corner correction. With a centered lens, motorized lens shift/focus/zoom and four interchangeable lens options, the projector is primed for a greater variety of screen sizes, projection distance requirements, trouble free installation and flexible positioning.

- » Native WUXGA resolution (1920x1200)
- » 12,000 ANSI Center Screen Peak Lumens, 10,600 ANSI Lumens ISO 21118 with a crisp 5,000:1 (with DB On)
- » Powered zoom, focus and lens shift features for easy adjustment and positioning flexibility
- » Connectivity options: HDMI v1.4a, Component, RGB-In, 12V Trigger, 3D Sync-Out, 3GHD-SDI-In/Out, RS-232, RJ45/HDBaseT
- » HDBaseT interface with support for distribution of HD video and digital audio content over standard CAT5e/6 LAN cable
- » 3D compatibility with DLP Link and HDMI 1.4 technology support
- » 3D sync port for compatibility with IR (R/F Infrared) 3D passive synchronization protocol
- » Lenses sold separately



COMMERCIAL | VIDEO DISTRIBUTION

Picture represents stacked image of the front and back of the ZVPRO620.



ZEEVEE DUAL CHANNEL ANALOG HD DISTRIBUTION OVER COAX SKU: ZVPRO620

The ZvPro 620 Dual Channel Component and VGA Encoder/QAM Modulator lets you convert component and VGA video input signals into digital cable channels and distribute them to an unlimited number of HDTVs over your existing coaxial cabling. The ZvPro 620 outputs 1080p/i, 720p, and 480p/i video signals.

Also available: ZVPRO610



Picture represents stacked image of the front and back of the ZVPRO820.



ZEEVEE DUAL CHANNEL DIGITAL VIA UNENCRPTED HDMI SKU: ZVPRO820

The ZvPro 820 Dual Channel HDMI Encoder/QAM Modulator lets you convert HDMI video input signals into digital cable channels and distribute them to an unlimited number of HDTVs over your existing coaxial cabling. The ZvPro 820 outputs 1080p/i, 720p, and 480p/i video signals, and features dual unencrypted HDMI input channels.

Also available: ZVPRO810



ZEEVEE HD BRIDGE 2000 SERIES 4 CH HD DIGITAL MPEG2 ENCODER/ QAM MODULATOR (480I/480P/720P) SKU: HDB2540

The HDbridge 2000 Series is a combination HD MPEG 2 Encoder and frequency-agile QAM Modulator, all in a 1RU package, that allow you to convert a video source in real-time and very high quality into a digital cable (QAM) channel. This channel is placed onto standard COAX wiring, where it can be combined with hundreds of other HDTV channels and distributed over an entire premise.

Also available: HDB2520

ZEEVEE HD BRIDGE 2000 SERIES 4 CH HD DIGITAL MPEG2 ENCODER/ QAM MODULATOR (480I/480P/720P/1080P) SKU: HDB2640

HDbridge 2000 Series encoder / modulators are designed especially for high channel density environments where rapid deployment, advanced management and compatibility are critical. The HDB2640 features include Maestro multibox management software for local or remote configuration and management, color LCD for front-panel configuration and at-a-glance monitoring and status, component video for HD output and integrated closed caption support for ADA compliance.

Also available: HDB2620



COMMERCIAL | FILM SCREENS



DRAGONFLY 160" MATTE WHITE PROJECTION SCREEN WITH BLACK VELVET FRAME (HDTV, 16:9) SKU: DF-SL-160-MW

These Dragonfly Matte White Fixed Screens are the go-to choice for fantastic image quality. The matte white screen material makes every seat the best in the house. It's engineered with a micro-diamond pattern that delivers ultra-wide off-axis viewing so no matter where you're sitting you get the best performance. Reduced light "ripples" and glare create impeccable color balance and translate to true-to-life, accurate reproduction. Every fixed screen frame is hand-wrapped with VelTX™ black velvet, providing an elegant finish that absorbs any overscan for the perfect theater experience. The beveled 3-1/4 in. aviation grade aluminum frame is rigid, easy to assemble, and looks great too. This Dragonfly screen has been engineered with SnaPerfect™ technology to provide quicker screen attachment to the frame and an always-tight, wrinkle-free surface for a lifetime of image perfection. From their high-quality screen material to their quick-to-assemble, black velvet aluminum frame – these projection screens guarantee a beautiful image with each use.

Also available in High Contrast and AcoustiWeave.



DRAGONFLY MOTORIZED 133" MATTE WHITE PROJECTION SCREEN (16:10 ASPECT RATIO) SKU: DFM-NTT-133-MW-1610

Ideal for conference rooms where computers with VGA outputs are used, this Dragonfly Motorized Projection Screen has a 16:10 aspect ratio that effectively eliminates black bars and image over-scan. A premium screen material is bonded to an inner layer of woven fiberglass that stiffens the material to help hold flat during use. Matte White screen material is a great choice for applications where you have control over the ambient light. It's engineered with a micro-diamond pattern that delivers ultra-wide off-axis viewing – so no matter where you're sitting you get the best performance. With a 1.0 gain and 170-degree viewing angle it prevents hot-spots and color shifts, while reducing light "ripples" and glare – all to create impeccable color balance and a true-to-life experience. Each model comes standard with the most popular control types: RS-232, IR, 12V trigger, wall switch and contact input. Plus, we include a mounting bracket for the remote – so the customer never has to search to find it. Add to that its ease of installation, whisper-quiet tubular motor, and a variety of control capabilities – and you've got a projection screen that's perfect for your next commercial installation.



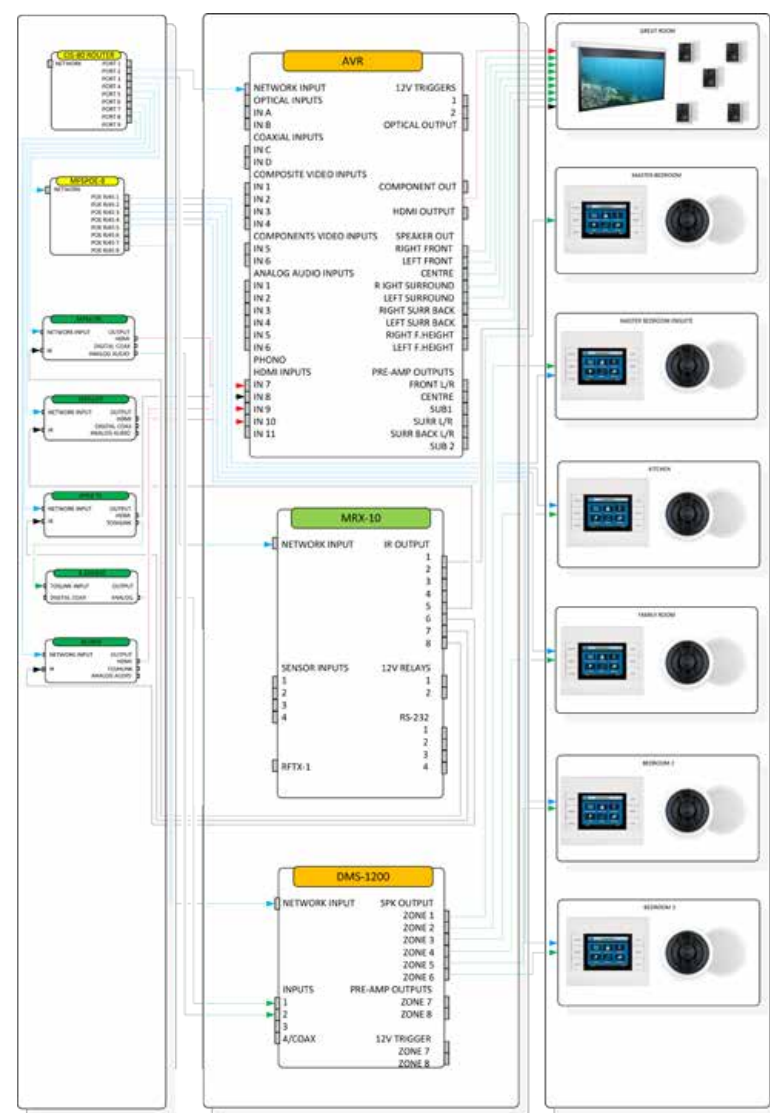
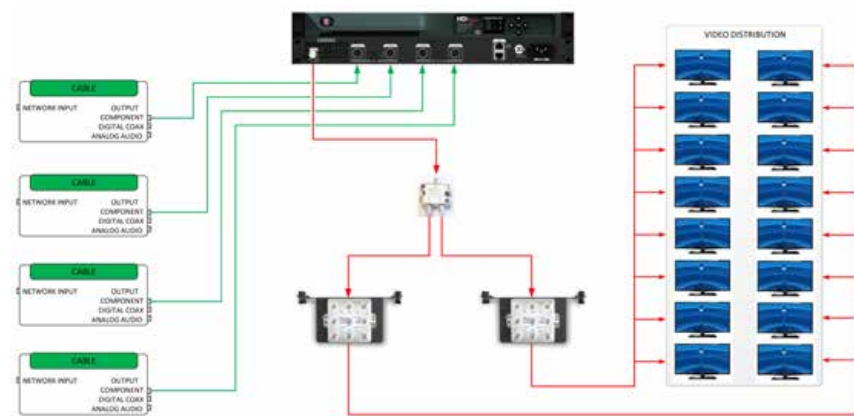
*Some screen sizes are available by Special Order only.



SYSTEM DESIGNS

STAUB IS EXCITED TO INTRODUCE SYSTEM DESIGNS AS ANOTHER SERVICE TO OUR CUSTOMERS. STAUB'S SALES AND TRAINING SPECIALISTS WILL WORK CLOSELY WITH YOU TO GATHER AS MUCH INFORMATION AS POSSIBLE ON YOUR PROJECT TO ENSURE A CORRECT, COMPLETE AND EFFECTIVE SYSTEM DESIGN SOLUTION. YOUR COMPLETED SYSTEM DESIGN WILL FEATURE A COMPREHENSIVE SOLUTION AND INCLUDE MANY ELEMENTS SUCH AS A SYSTEM LAYOUT DIAGRAM, A SYSTEM FLOW CHART, RACK LAYOUT, EQUIPMENT QUOTE, SPEAKER LOCATIONS, PANEL LOCATIONS AND MORE. THE DESIGNS RANGE FROM A SIMPLE SURVEILLANCE SYSTEM TO LARGE STADIUM VIDEO DISTRIBUTIONS AND EVERYTHING IN BETWEEN.

IF YOU ARE INTERESTED IN LEARNING MORE ABOUT OUR SYSTEM DESIGN SOLUTIONS, PLEASE EMAIL SYSTEMDESIGN@STAUB.CA

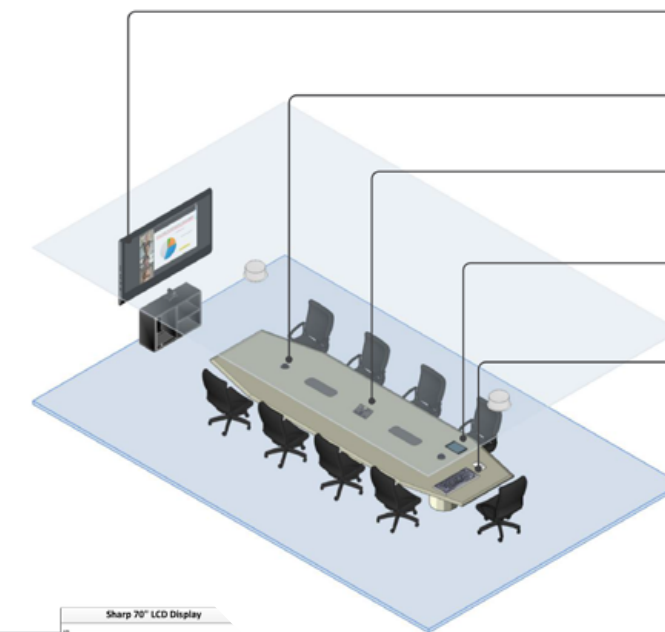


EX.8-14 SEAT CONFERENCE ROOM

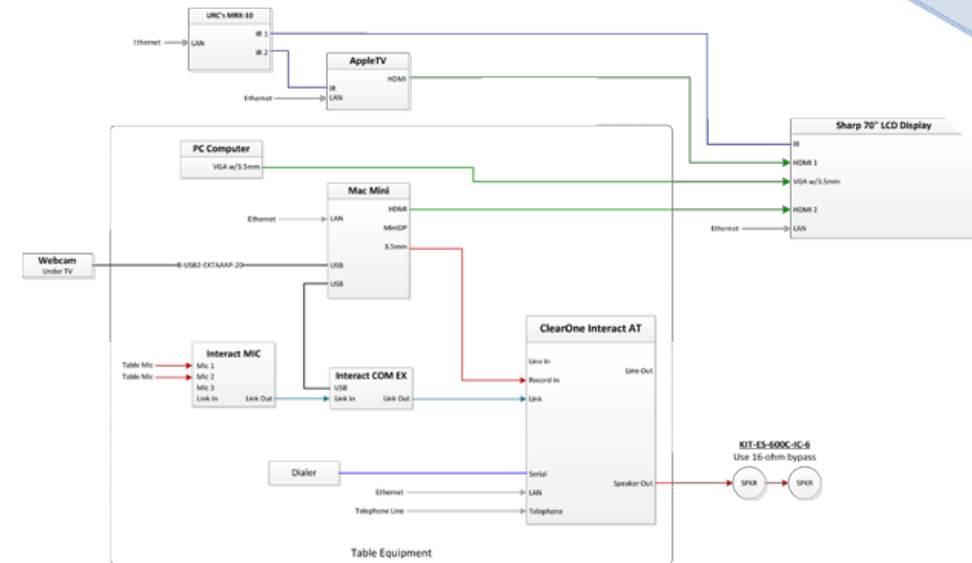
This 8-14 person room is the perfect choice for an entry-level integrated video conference system. A dedicated computer makes it easy to use web chats such as Skype, Webex and GoToMeeting, while the 70" LCD display gives everyone a great view. Integrated table microphones and overhead speakers provide crystal-clear audio, and operation is simplified thanks to an iPad Mini touchscreen.

FEATURES

- » Dedicated room computer for quick connection to Skype, Webex and other web chats
- » Integrated table microphones and overhead speakers for clear audio
- » ClearOne telephone with a dedicated dialer
- » Simple touchscreen operation via an iPad Mini
- » 70" LCD display and HD video camera



- See and Be Seen**
A 70" LCD display and HD video camera provide crisp, clear video to ensure that everyone can see what's happening.
- Crystal-Clear Sound**
Integrated table microphones and overhead speakers make sure everyone hears the conversation clearly.
- Easy Integration**
Need to call a third party during a video conference? The ClearOne telephone automatically integrates the person – just dial a number and you're ready to go.
- Simple Touchscreen Operation**
An iPad mini makes it easy to turn on the TV and select a video conference, providing simple operation and preventing last-minute hassles before the meeting.
- Ready When You Are**
A dedicated computer quickly connects to any web chat, streamlining the process and providing team members with an easy-to-use interface.



THE STAUB DIFFERENCE

WE MAKE WORKING WITH STAUB ELECTRONICS EASY! WE KNOW THAT WHEN YOU SUCCEED, WE SUCCEED. LEARN ABOUT THE STAUB DIFFERENCE AND HOW WE ARE WORKING WITH YOU:



ONLINE ORDERING

We are making business easier with Staub.ca. You can submit your orders, review order history, save shopping lists and find support material. Click [Order](#). Ship.



SAMEDAY SHIPPING

Need something sooner than later. We've got you covered! Orders placed before 5:00pm PST will be shipped same-day ground via Purolator courier.*



PREPAID DELIVERY

To thank you for ordering from us, we will pay the freight charges, saving you money. Learn about our prepaid shipping policy at: www.staub.ca/shipping.



LIVE TECHNICAL SUPPORT

Have a technical question? We're here to help! Call our tech experts toll free at 888.731.7316.



NO HASSLE RETURNS

Purchased something that you wish you hadn't? No problem! All products can be returned within 60 days of purchase for a full credit.*

* Conditions apply, learn more at www.staub.ca/terms.

SEAN MCGUIGAN
CI SALES & SUPPORT



TOM MAH
CI SALES & SUPPORT



BRIAN CROWE
CI SALES & SUPPORT



JATINDER SANDHU (JS)
CI SALES & SUPPORT



PAUL KAISER
CI SALES & SUPPORT



CONTACT

STAUB OFFERS SEVERAL CONVENIENT ORDERING OPTIONS INCLUDING TOLL-FREE PHONE, FAX, EMAIL AND ONLINE AT WWW.STAUB.CA. OUR FULLY INTEGRATED SAP™ POWERED SUPPLY CHAIN DELIVERS STREAMLINED END-TO-END ORDER MANAGEMENT, AUTOMATED ORDER AND INVOICE CONFIRMATIONS, AS WELL AS SAME-DAY SHIPPING FOR GROUND ORDERS PLACED BEFORE 5PM, OR EXPRESS ORDERS PLACED BEFORE 2PM.

TO PLACE AN ORDER PLEASE CONTACT ONE OF OUR KNOWLEDGEABLE INSIDE SALES REPRESENTATIVES OR LOG ONTO WWW.STAUB.CA.

PHONE	(888) 731.7316 Toll-Free (604) 270.7316 Local	EMAIL	orders@staub.ca
FAX	(888) 844.7316 Toll-Free (604) 276.8098 Local	WEB	www.staub.ca

CEDIA™

APOLLO
ENCLOSURES

araknis
NETWORKS

ATLONA
Connecting Technology

BINARY

Caséta Wireless

CIS

CLEERLINE
TECHNOLOGY GROUP

COMPLETE
CONTROL

ClearOne

dragonfly

episode

episode
signature

FLIR

FLIR IP

FLIR MPX

ICE
CABLE SYSTEMS

LUMA

LUTRON

nearus

nest

OMC

PLANET
WAVES

PRIMAL
CABLE

RadioRA2

Russound

sense

SONOS

STRONG

SureCall
RAISE YOUR BARS

Sivoia QS
Triathlon

total control

U-C
Control the Experience.

vivido
by U-C

vivitek
Vivid Color. Vivid Life.

WATT BOX

WIREFATH

WIREFATH
STRUCTURED WIRING ONE

WIREFATH
SURVEILLANCE

Yale

Zv