



ABOVE & BEYOND

CONTENTS

SPECIFICATION

FIND A RETAILER

BUILD YOUR OWN

# DISCOVERY SPORT



ABOVE & BEYOND





ABOVE & BEYOND

CONTENTS

SPECIFICATION

FIND A RETAILER

BUILD YOUR OWN



BY APPOINTMENT TO  
HM THE QUEEN  
MANUFACTURERS OF  
MOTOR VEHICLES  
JAGUAR LAND ROVER LIMITED  
COVENTRY



BY APPOINTMENT TO  
HRH THE DUKE OF EDINBURGH  
MANUFACTURERS OF  
MOTOR VEHICLES  
JAGUAR LAND ROVER LIMITED  
COVENTRY




BY APPOINTMENT TO  
HRH THE PRINCE OF WALES  
MANUFACTURERS OF  
MOTOR VEHICLES  
JAGUAR LAND ROVER LIMITED  
COVENTRY



ABOVE & BEYOND

Ever since the first Land Rover vehicle was conceived in 1947, we have built vehicles that challenge what is possible. These in turn have challenged their owners to explore new territories and conquer difficult terrains. Our vehicles epitomise the values of the designers and engineers who have created them. Each one instilled with iconic British design cues, delivering capability with composure. Which is how we continue to break new ground, defy conventions and encourage each other to go further. Land Rover truly enables you to make more of your world, to go above and beyond.





ABOVE & BEYOND

CONTENTS

SPECIFICATION

FIND A RETAILER

BUILD YOUR OWN





ABOVE & BEYOND

CONTENTS

SPECIFICATION

FIND A RETAILER

BUILD YOUR OWN

DISCOVERY SPORT COMBINES DESIGN EXCELLENCE, ENGINEERING INTEGRITY AND EXCEPTIONAL VERSATILITY TO CREATE A PREMIUM COMPACT SUV.

Gerry McGovern.  
Land Rover Design Director and Chief Creative Officer.



Scan to view the Discovery Sport in action.

Vehicles shown are from the Land Rover global range. Specifications, options and availability will vary between markets and should be verified with your nearest Land Rover Retailer. Vehicle shown right is HSE Luxury in Scotia Grey.





ABOVE & BEYOND

CONTENTS

SPECIFICATION

FIND A RETAILER

BUILD YOUR OWN



## CONTENTS

### DESIGN

Exterior	6
Interior	9
5 + 2 Seating	11
Loadspace Capacity	12
Dynamic Design Pack	14

### DRIVING TECHNOLOGY

Testing	18
Terrain Response	20
All Terrain Progress Control	23
Hill Descent Control	25
Wade Sensing	25
Adaptive Dynamics	27
Torque Vectoring	27
Active Driveline	27

### DRIVER ASSISTANCE

Driving Aids	29
Parking Aids	31
Towing Aids	33

### CONNECTIVITY. ENTERTAINMENT. COMFORT

Land Rover InControl	34
Meridian™ Sound Systems	38
Comfort For All	40

### ENGINES

9-speed Automatic Transmission	45
Ingenium Diesel Engines	46
E-capability	47
2.0 Litre Si4 Petrol Engine	48

### BODY AND CHASSIS

Strength and Stability	50
------------------------	----

### SAFETY

5* Euro NCAP Rating	52
---------------------	----

### ENVIRONMENTAL

Sustainability	54
----------------	----

### SPECIFICATIONS

Choose Your Engine	58
Choose Your Model	60
Choose Your Colour	66
Choose Your Wheels	70
Choose Your Interior	72
Choose Your Accessories	80

### TECHNICAL DETAILS

	86
--	----

### A WORLD OF LAND ROVER

	88
--	----



ABOVE & BEYOND

CONTENTS

SPECIFICATION

FIND A RETAILER

BUILD YOUR OWN

## DESIGN

# EXTERIOR

This is a modern, relevant and compelling vehicle, with its well-proportioned compact body and purposeful stance. Its distinctive silhouette and beautifully sculpted surfaces all combine to create a vehicle that truly connects on an emotional level.

Discovery Sport is ready for anything. Characteristic design cues complement perfectly balanced proportions. Strong dynamic lines and robust detailing signal Discovery Sport's incredible breadth of capability.

Signature features include a clamshell bonnet and distinctive two-bar grille with hexagonal mesh.

The fast bonnet line with a pronounced step into the rising beltline conveys a dramatic stance, whilst the roof tapers subtly downwards, adding extra dynamism.





ABOVE & BEYOND

CONTENTS

SPECIFICATION

FIND A RETAILER

BUILD YOUR OWN



DESIGN 7

DESIGN

DRIVING TECHNOLOGY

FINISHING TOUCHES

ENGINES

SAFETY



ABOVE & BEYOND

CONTENTS

SPECIFICATION

FIND A RETAILER

BUILD YOUR OWN



DESIGN

DRIVING TECHNOLOGY

FINISHING TOUCHES

ENGINES

SAFETY





ABOVE & BEYOND

CONTENTS

SPECIFICATION

FIND A RETAILER

BUILD YOUR OWN



## INTERIOR

The desirability of the exterior design continues into the cabin with bold horizontal and vertical lines, complemented by clean surfaces, superb finishes and optional premium leathers that give a luxury feel to the highly versatile interior. Inside and outside seamlessly blend into a vehicle that clearly communicates its Discovery DNA, whilst firmly looking forward.

This spirit of adventure is reflected in Discovery Sport's interior, which has been designed with you at its core. It features high-quality materials and a strong vertical centre console design to reflect the premium exterior.

The cabin is equipped with up to four 12V power points and six USB charging sockets. These can be specified for all three rows of seating, allowing multiple electronic devices to be charged simultaneously.

With a 21:9 wide format and 80 percent more pixels than the 8" Touchscreen, the optional new 10" Touchscreen is a superb addition to the contemporary, clean interior and becomes a centrepiece of the fascia.

Interior shown left and above is HSE Luxury in Glacier/Lunar.

DESIGN 9

DESIGN

DRIVING TECHNOLOGY

FINISHING TOUCHES

ENGINES

SAFETY



ABOVE & BEYOND

CONTENTS

SPECIFICATION

FIND A RETAILER

BUILD YOUR OWN



DESIGN

DRIVING TECHNOLOGY

FINISHING TOUCHES

ENGINES

SAFETY



ABOVE & BEYOND

CONTENTS

SPECIFICATION

FIND A RETAILER

BUILD YOUR OWN

## 5+2 SEATING

Discovery Sport offers exemplary levels of comfort and outstanding versatility. The second row is extremely spacious and flexible with the seats able to slide back and forth by 160mm for greater loadspace or comfort\*.

The optional third row, with its simple, single-handed 50:50 deployment, has been cleverly incorporated to avoid any compromises to the vehicle's exterior design, whilst maintaining passenger comfort.

By folding down the third row, a flat loadspace is available for whenever you need it. So wherever you're seated, or whatever you want to carry, you can relax.

### LEGGROOM

839mm



### MORE LEGROOM

999mm



### LOADSPACE

1,887mm



\*Where 60:40 second row seats with slide and recline is specified. Interior shown left is HSE Luxury in Glacier/Lunar.



ABOVE & BEYOND

CONTENTS

SPECIFICATION

FIND A RETAILER

BUILD YOUR OWN



## LOADSPACE CAPACITY

Deceptively roomy. Cleverly configured. Discovery Sport has been designed and engineered to meet any challenge.

The vehicle has the option of flexible seating which, when stored flat, gives a load floor that is as long as Range Rover and a maximum loadspace of 1,698 litres.

Even whilst carrying five passengers, the loadspace is still an impressive 981 litres. Discovery Sport can handle bulkier loads with consummate ease when the second and third rows are folded flat. Such flexibility helps make carrying family, friends and all their gear that much easier.

**5 + 2 SEATS**  
194 LITRES

**5 SEATS**  
981 LITRES



ABOVE & BEYOND

CONTENTS

SPECIFICATION

FIND A RETAILER

BUILD YOUR OWN



**4 SEATS**  
1,124 LITRES



**4 SEATS**  
1,268 LITRES



**3 SEATS**  
1,411 LITRES



**2 SEATS**  
1,698 LITRES



ABOVE & BEYOND

CONTENTS

SPECIFICATION

FIND A RETAILER

BUILD YOUR OWN

# DYNAMIC DESIGN PACK

## EXTERIOR

The Discovery Sport Dynamic Design Pack delivers a more assertive stance whilst retaining the instantly recognisable design cues of the Discovery Sport. Yet, when it comes to capability and versatility, nothing has been lost.

However, in terms of dynamism and appeal, much has been gained. The vehicle's bold new front and rear design with new contoured side mouldings form a dramatic presence. This has been augmented with a new Black Mesh design for the front grille and side vent. Distinctive Chrome exhaust finishers together with a Red SPORT badge further enhance the appearance.





ABOVE & BEYOND

CONTENTS

SPECIFICATION

FIND A RETAILER

BUILD YOUR OWN



DESIGN

DRIVING TECHNOLOGY

FINISHING TOUCHES

ENGINES

SAFETY





ABOVE & BEYOND

CONTENTS

SPECIFICATION

FIND A RETAILER

BUILD YOUR OWN



DESIGN

DRIVING TECHNOLOGY

FINISHING TOUCHES

ENGINES

SAFETY





ABOVE & BEYOND

CONTENTS

SPECIFICATION

FIND A RETAILER

BUILD YOUR OWN



## INTERIOR

Carefully selected sporting touches enhance the interior of the Dynamic Design Pack. A choice of three colourways help to create a vehicle with exemplary levels of finish, available in grained and Windsor leather. The interior is further enhanced with a perforated leather sport steering wheel, contrast micropiping on the seats and headrests and unique textured finish to the door inserts and fascia mid-section.

The mood is augmented with either Dark Grey or Carmine Red Brushed Aluminium centre stack side rails, depending on the colourway selected. The interior is also complemented with aluminium sport pedals.

Interior shown left and above is HSE Luxury Dynamic Design Pack in Ebony/Ebony with Pimento stitching and piping. Interior shown with Carmine Red Brushed Aluminium centre stack side rails and accessory gearshift paddles. Please contact your nearest Land Rover Retailer for availability.

DESIGN 17

DESIGN

DRIVING TECHNOLOGY

FINISHING TOUCHES

ENGINES

SAFETY



ABOVE & BEYOND

CONTENTS

SPECIFICATION

FIND A RETAILER

BUILD YOUR OWN

## DRIVING TECHNOLOGY

# TESTING

Before any vehicle can carry the Land Rover badge, it must complete a series of rigorous tests to establish the very highest levels of luxury, performance and capability.



### SUSPENSION

You're unlikely to push any Land Rover harder than we have. To guarantee an unrivalled breadth of dynamic capability, both on and off-road, the vehicles have been exposed to ten years of the most extreme driving pressures in a fraction of the time using our state-of-the-art test rig.



### WIND SPEED

In our climate chambers we can recreate some of the most challenging wind conditions Discovery Sport will face. Not just 180km/h crosswinds, but high ambient temperatures and low airflow situations. Only by pushing all systems to their limits do we develop true reliability.



### HOT AND COLD CLIMATE

In real world environments and our climate chambers, we freeze vehicles to -40°C and bake them to 50°C. Key functions and systems are then scrutinised to our exacting standards. So even in the most remote locations, comfort and peace of mind are never far away.



### OFF-ROAD

From the icy proving grounds of Arjeplog, Sweden, to Dubai's unforgiving desert sands, we ensure our legendary all-terrain performance is innate in every vehicle. Prototypes are developed across approximately 8,500km of the most demanding off-road routes.



### SEMI-ANECHOIC CHAMBER

In the 'neutral sound' of our semi-anechoic chamber we precisely expose the cabin to a range of frequencies and vibrations, making certain that Discovery Sport sounds refined at every speed and across every surface.



### MONSOON

Using our monsoon simulator, we drench our vehicles with some 85,000 litres of specially dyed water, while tilting it by as much as 45°, checking for even the slightest leak with UV lights. Ensuring each vehicle can enter and exit a body of water without a single droplet entering the cabin.



ABOVE & BEYOND

CONTENTS

SPECIFICATION

FIND A RETAILER

BUILD YOUR OWN



DRIVING TECHNOLOGY 19

DESIGN

DRIVING TECHNOLOGY

FINISHING TOUCHES

ENGINES

SAFETY



ABOVE & BEYOND

CONTENTS

SPECIFICATION

FIND A RETAILER

BUILD YOUR OWN

# TERRAIN RESPONSE

Land Rover has always been synonymous with capability and the Discovery Sport lives up to even the most demanding expectations. Confident and responsive, the drive is further enhanced by a generous wheel articulation and innovative off-road technologies such as Terrain Response.

The different settings adapt to the responses of the vehicle's engine, transmission, differentials and chassis systems to maximise driveability, comfort and traction.

There are four standard Terrain Response settings: General Driving, Grass/Gravel/Snow, Mud & Ruts and Sand. So, the vehicle feels sure-footed no matter what the terrain or weather conditions.

A fifth setting, Adaptive Dynamics is available. This mode tunes the suspension to deliver even tighter body control with flatter handling and sharper responses.



Vehicle shown right is HSE Luxury in Scotia Grey.



ABOVE & BEYOND

CONTENTS

SPECIFICATION

FIND A RETAILER

BUILD YOUR OWN



DESIGN

DRIVING TECHNOLOGY

FINISHING TOUCHES

ENGINES

SAFETY



ABOVE & BEYOND

CONTENTS

SPECIFICATION

FIND A RETAILER

BUILD YOUR OWN



DESIGN

DRIVING TECHNOLOGY

FINISHING TOUCHES

ENGINES

SAFETY



ABOVE & BEYOND

CONTENTS

SPECIFICATION

FIND A RETAILER

BUILD YOUR OWN



## ALL TERRAIN PROGRESS CONTROL

All Terrain Progress Control (ATPC) is a state-of-the-art new system that enables drivers to set and maintain a steady speed in challenging conditions.

Operating like a cruise control system, it functions at very low speeds between 1.8kph and 30kph, helping the driver to maintain full concentration on steering and finding a path through obstacles.

In addition, the system enables the vehicle to pull away smoothly and easily, even on tricky low-friction surfaces like ice, snow or wet grass.

Developed by Land Rover's industry-leading all-terrain specialists, it works seamlessly alongside the standard **Terrain Response**, 4 Wheel Drive (4WD) traction and braking systems.

Once ATPC is activated, the standard steering wheel +/- cruise control buttons are used to set the speed. Brake and accelerator pedals can still override the chosen settings.

Vehicle shown left is HSE Luxury in Scotia Grey.

DRIVING TECHNOLOGY 23

DESIGN

DRIVING TECHNOLOGY

FINISHING TOUCHES

ENGINES

SAFETY





ABOVE & BEYOND

CONTENTS

SPECIFICATION

FIND A RETAILER

BUILD YOUR OWN



DESIGN

DRIVING TECHNOLOGY

FINISHING TOUCHES

ENGINES

SAFETY





ABOVE & BEYOND

CONTENTS

SPECIFICATION

FIND A RETAILER

BUILD YOUR OWN



## HILL DESCENT CONTROL

Land Rover's patented Hill Descent Control (HDC) is a standard feature on all 4 Wheel Drive (4WD) vehicles. It assists the driver with controlled descents of difficult slopes by maintaining a constant speed and applying braking separately to each wheel.

**Hill Start Assist** ensures the vehicle doesn't roll backwards as it pulls away on an incline.

The vehicle also utilises **Gradient Release Control (GRC)** which is designed to prevent the vehicle accelerating too quickly on a steep incline when the driver releases the brake.

## WADE SENSING

With a wading depth of up to 600mm, whether crossing streams, fords or flooded areas, the optional Wade Sensing feature can prove invaluable.

Unique to Land Rover, sensors located in the door mirrors give the driver pictorial real-time information about the water's depth in relation to the vehicle, as well as maximum wading capability via the Touchscreen.

Vehicle shown left is HSE Luxury in Scotia Grey.

DRIVING TECHNOLOGY 25

DESIGN

DRIVING TECHNOLOGY

FINISHING TOUCHES

ENGINES

SAFETY



ABOVE & BEYOND

CONTENTS

SPECIFICATION

FIND A RETAILER

BUILD YOUR OWN



DESIGN

DRIVING TECHNOLOGY

FINISHING TOUCHES

ENGINES

SAFETY




ABOVE & BEYOND

CONTENTS

SPECIFICATION

FIND A RETAILER

BUILD YOUR OWN



## ADAPTIVE DYNAMICS

Optional Adaptive Dynamics with advanced MagneRide™ monitors vehicle movements at least 1,000 times per second, reacting to driver or road inputs instantaneously to give greater control and minimise body lean, providing a balanced, flat ride. Available on all TD4 180PS and Si4 engines, the system will even sense off-road conditions and optimise the advanced MagneRide™ damper settings accordingly, delivering the perfect balance of agile handling and a supple, controlled ride.

- 1 UNADJUSTED LATERAL BODY LEAN
- 2 CORRECTED LATERAL BODY LEAN

## TORQUE VECTORING

When cornering, the vehicle's agility and stability are enhanced by the Torque Vectoring by Braking system. This feature comes as standard on all 4 Wheel Drive (4WD) vehicles. Monitoring the vehicle, the system constantly balances the distribution of torque between all the wheels to improve grip and steering whether on or off-road.

- A UNDERSTEER DETECTED
- B FULL TORQUE TO OUTER WHEELS
- C BRAKING FORCE TO INNER WHEELS
- D LINE CORRECTED

## ACTIVE DRIVELINE

Optional on TD4 180PS and Si4 engines, Active Driveline\* delivers benefits in both on and off-road situations. In many on-road driving conditions, the system is able to disconnect drive to the rear of the vehicle, providing maximum 2 Wheel Drive (2WD) fuel economy. A sophisticated control strategy continuously monitors key vehicle and environmental parameters.

If the requirements for 4WD are met, the system seamlessly and imperceptibly reconnects drive to the rear of the vehicle within 300 milliseconds. When off-road driving, torque to each rear wheel can be varied according to the available grip. A dedicated display on the Touchscreen relays detailed information, so you always feel in control.

- 3 2 WHEEL DRIVE (2WD)
- 4 4 WHEEL DRIVE (4WD) ACTIVATED

\*Please contact your nearest Land Rover Retailer for feature availability. MagneRide™ is a registered trademark of BWI Company Limited S.A. Vehicle shown left and above is HSE Luxury Dynamic Design Pack in Firenze Red. Please contact your nearest Land Rover Retailer for availability. Vehicle shown above right is HSE Luxury in Scotia Grey.



ABOVE & BEYOND

CONTENTS

SPECIFICATION

FIND A RETAILER

BUILD YOUR OWN

DRIVER ASSISTANCE

# DRIVING AIDS



DESIGN

DRIVING TECHNOLOGY

FINISHING TOUCHES

ENGINES

SAFETY



ABOVE & BEYOND

CONTENTS

SPECIFICATION

FIND A RETAILER

BUILD YOUR OWN



### COMMAND DRIVING POSITION

The Command Driving Position in Discovery Sport ensures a greater view of the road ahead so all terrains can be tackled with confidence.

### HEAD-UP DISPLAY

Head-up Display is a technology option, available as part of the Head-up Display Pack, that presents key vehicle data such as vehicle speed, gear position and navigation directions\* on the windscreen, without the need for the driver to take their eyes off the road.

This innovative laser system is more robust against issues such as 'washout' – the effect that the glare from sunlight has on inferior LED-based systems. The feature can be turned on and off dependent upon driver preference.

### TRAFFIC SIGN RECOGNITION

Traffic Sign Recognition keeps you fully informed by displaying particular traffic signs in the instrument cluster where they can easily be seen, and as part of Head-up Display when fitted. The system detects speed limit signs (including variable overhead speed signs) and traffic signs with extra information, such as reduced speeds for wet roads.



\*Requires InControl Touch or InControl Touch Pro Navigation. Vehicle shown left is HSE Luxury in Scotia Grey.



ABOVE & BEYOND

CONTENTS


SPECIFICATION

FIND A RETAILER

BUILD YOUR OWN

## DRIVING AIDS

Discovery Sport has a wealth of driving aids on hand to give you and your passengers an even more sure-footed drive. Featuring the most innovative thinking, engineering and technologies, these features will help you manage most traffic, motorway, road and even night-time driving situations with ease.



### LANE KEEP ASSIST AND DRIVER CONDITION MONITOR

Lane Keep Assist detects when your vehicle is unintentionally drifting out of your lane, and gently steers you back. Driver Condition Monitor detects if you're starting to feel drowsy and gives you an early warning when you need to take a break.



### ADAPTIVE CRUISE CONTROL WITH QUEUE ASSIST

When you're cruising on the motorway or travelling in slow-moving traffic, this system will keep your vehicle a safe distance from the one in front should it slow or stop. When the vehicle speeds up again, so does Discovery Sport.



### AUTONOMOUS EMERGENCY BRAKING

If a potential collision is detected, this system displays a forward collision warning, giving you time to take action. If a collision is still anticipated and you have taken no action, this system will apply the brakes to help reduce the severity of the possible impact.



### BLIND SPOT MONITOR WITH REVERSE TRAFFIC DETECTION

Blind Spot Monitor alerts you to vehicles in, or quickly approaching, your blind spot through a small warning light in the corresponding door mirror. Reverse Traffic Detection warns you of hazards approaching from either side of your vehicle, through both audible and visual warnings so you know what's behind you even when the view is obstructed.



ABOVE & BEYOND

CONTENTS


SPECIFICATION

FIND A RETAILER

BUILD YOUR OWN

## PARKING AIDS

Parking your vehicle in a busy town or city has never been a particularly simple and straightforward manoeuvre, which is why Discovery Sport features aids to help you reverse and park with the greatest of confidence, even when you're negotiating the tightest of spaces.



### PARK ASSIST – PARALLEL PARK, PARKING EXIT AND PERPENDICULAR PARK

Our Park Assist system makes parallel and perpendicular parking easier than ever by steering your vehicle into a suitable space. You just have to select the appropriate gear and control the vehicle's speed with the brake and accelerator pedals. Park Assist will also steer you out of a space, taking all of the stress out of parking. Graphics and notifications guide you through the manoeuvres.



### SURROUND CAMERA SYSTEM

Giving a 360° exterior view via the Touchscreen, this helps with various manoeuvres from parking by a kerb, to getting in and out of tight spaces and junctions.



### REAR VIEW CAMERA

To make parking in tight spots simpler, static lines to represent the vehicles, outer perimeter and predicted path are superimposed on the rearward image displayed on your Touchscreen.

Features and their availability may differ by vehicle specification and market. Please contact your nearest Land Rover Retailer for more information.




ABOVE & BEYOND

CONTENTS

SPECIFICATION

FIND A RETAILER

BUILD YOUR OWN



DESIGN

DRIVING TECHNOLOGY

FINISHING TOUCHES

ENGINES

SAFETY





ABOVE & BEYOND

CONTENTS

SPECIFICATION

FIND A RETAILER

BUILD YOUR OWN



## TOWING AIDS

With a towing capacity of up to 2,500kg, and by incorporating tailored technologies, Discovery Sport can handle the most demanding of tasks.

### ELECTRICALLY DEPLOYABLE TOW BAR

The optional electrically deployable tow bar is stowed discreetly behind the bumper, providing a clean and attractive finish. Approved for up to 2,500kg trailer load.

### DETACHABLE TOW BAR

Convenient and easy to use, the optional detachable tow bar maintains the vehicle's exterior design when removed or when stowed.

### REAR VIEW CAMERA

Providing improved visibility when reversing, the Rear View Camera is a valuable parking aid and offers help when hitching a trailer.

Tow Hitch Assist makes coupling a trailer to the vehicle much easier by helping you visualise the hitching process; it displays the predicted path of the vehicle towards the tow bar on the Touchscreen. Standard with Rear View Camera.

### TRAILER STABILITY ASSIST

Trailer Stability Assist monitors the vehicle to detect movements in the trailer and then uses selective braking to help correct potentially hazardous situations.

### SURROUND CAMERA SYSTEM

As part of the Surround Camera System, the Tow Assist feature helps with reversing by predicting the trailer's direction. You can even input your trailer's width for precise guidelines displayed on the Touchscreen.

Towing regulations vary by market. Please ensure you comply with relevant legislation in your country. Vehicle shown left and above is HSE Luxury in Scotia Grey.



ABOVE & BEYOND

CONTENTS

SPECIFICATION

FIND A RETAILER

BUILD YOUR OWN

CONNECTIVITY. ENTERTAINMENT. COMFORT

# LAND ROVER INCONTROL



InControl is our suite of advanced technologies that links both you and your Discovery Sport to the wider world. Choose from two InControl infotainment systems: InControl Touch or new InControl Touch Pro which can be further enhanced by adding their respective connectivity packages; InControl Connect and InControl Connect Pro.

34 Get your life InControl at [landrover.com/incontrol](http://landrover.com/incontrol)

DESIGN

DRIVING TECHNOLOGY

FINISHING TOUCHES

ENGINES

SAFETY





ABOVE & BEYOND

CONTENTS

SPECIFICATION

FIND A RETAILER

BUILD YOUR OWN

## INCONTROL TOUCH



### INCONTROL TOUCH

The InControl Touch multimedia system is Discovery Sport's hub for connectivity, control and entertainment. The key features are:



- 8" Touchscreen
- InControl Protect consists of SOS Emergency Call, Land Rover Optimised Assistance and Remote Essentials smartphone app
- Land Rover Sound System with 6 speakers.

#### OPTIONAL

- Land Rover Enhanced Sound System 190W with 10 speakers
- Meridian™ Sound System 380W with 10 speakers plus subwoofer
- InControl Touch Navigation including Voice Recognition
- Digital Audio Broadcast (DAB) Radio.



### INCONTROL CONNECT

InControl Connect is a bundle of technologies and applications that takes your vehicle's connectivity to the next level including:

- InControl Apps features a range of Land Rover approved apps that can be connected to Discovery Sport from your smartphone, to enhance aspects of your in-car experience
- Remote Premium is a multi-function app that allows you to monitor and interact with your vehicle remotely through your smartphone, making life easier and more connected
- Wi-Fi Hotspot.



### INCONTROL SECURE

- Provides stolen vehicle tracking by detecting any unauthorised movement of your vehicle.



### INCONTROL TOUCH PRO

InControl Touch Pro's next-generation hardware and software advances Discovery Sport's connectivity and entertainment to the very best level. Some key aspects of InControl Touch Pro are:



- 10" Touchscreen
- InControl Protect
- Meridian™ Surround Sound System 825W with 16 speakers plus subwoofer
- Voice Recognition
- InControl Touch Pro Navigation.

#### OPTIONAL

- Digital Audio Broadcast (DAB) Radio
- 10" Dual View Touchscreen
- Television
- Rear Seat Entertainment.



### INCONTROL CONNECT PRO

When you select InControl Touch Pro, you have the option of adding InControl Connect Pro's services, technologies and applications to give you the very highest level in connectivity and convenience. Features include:

- InControl Apps
- Remote Premium
- InControl Pro Services include Wi-Fi Hotspot, Route Planner App, Share ETA, Live Services, Commute Mode, Arrival Mode and Arrival Mode Parking.



### INCONTROL SECURE

Please contact your nearest Land Rover Retailer for feature availability. Vehicle shown left is HSE Luxury in Yulong White.

CONNECTIVITY. ENTERTAINMENT. COMFORT 35

DESIGN

DRIVING TECHNOLOGY

FINISHING TOUCHES

ENGINES

SAFETY



ABOVE & BEYOND

CONTENTS


SPECIFICATION

FIND A RETAILER

BUILD YOUR OWN

# 10 WAYS TO GET YOUR LIFE INCONTROL

Find a parking space, stream your favourite music and even track a stolen vehicle. Find out how InControl will make your life easier.



## PLANNING ROUTES

Before setting off, use the **Route Planner App** or online portal to search, save locations or set your destination. The app uses the Cloud to send your destination automatically to your vehicle's navigation screen.



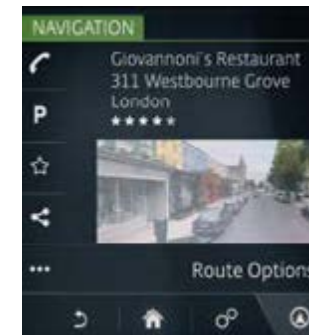
## STAYING CONNECTED

Before you get into your vehicle, set your ideal cabin temperature with the **Remote Premium** app on smartphones and now the Apple Watch. On the road, the in-car **Wi-Fi Hotspot** provides a stable Internet connection and lets you connect up to eight devices.



## STAYING FOCUSED

Our all-new **InControl Touch Pro Voice Recognition** system understands normal spoken instructions. So you can concentrate on the road ahead without any distractions.



## FINDING PARKING

When you near your destination, **InControl Touch Pro Navigation** will suggest nearby parking from a database including space availability. With just one click, the car park is added and your route is updated. **Arrival Mode Parking** shows a 360° street level image to help you identify your destination.

InControl features, options and their availability remain market dependent – check with your Retailer for local market availability and full terms. Certain features require a Micro SIM with a suitable data contract which will require further subscription after the initial term advised by your Retailer. Apple Watch is a registered trademark of Apple Inc., registered in the US and other countries. InControl apps will need to be downloaded from the Apple/Android Store, please contact your nearest Land Rover Retailer for further information.



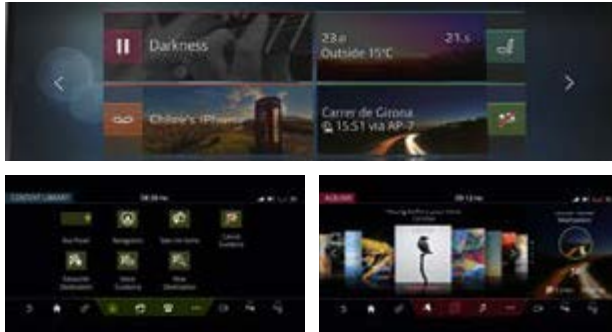
ABOVE & BEYOND

CONTENTS

SPECIFICATION

FIND A RETAILER

BUILD YOUR OWN



### MOVING FASTER

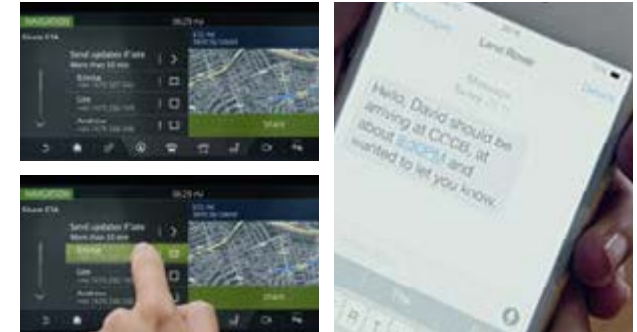
InControl Touch Pro brings you more processing power, thanks to a quad core processor plus an integrated Ethernet network.

Customisable homescreens let you arrange the screen, as you like, with up to four personalised homescreens and over 60 shortcuts.



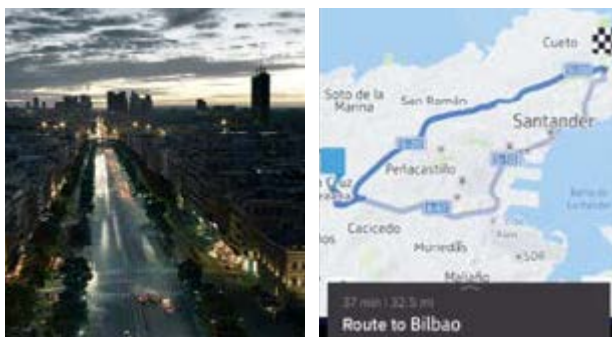
### INTELLIGENT ROUTING

Commute Mode allows the system to learn your commutes and automatically advises you of the expected journey time based on live and historical traffic movements without having to input a destination. The system learns the routes you take for a given destination and then advises which of those is the quickest.



### SHARING PROGRESS

Share your estimated time of arrival so your selected contact(s) will know exactly when you will arrive, as calculated by the navigation guidance system. If you're running late, Share ETA can then send automatic updates via text or email, without any further action from you.



### DOOR-TO-DOOR

Once you've parked, the Route Planner App will guide you to your destination – a true door-to-door experience which includes public transport options. The Remote Premium app also lets you check your vehicle to make sure you've locked and secured all doors and windows.



### YOUR VEHICLE CAN BE TRACKED IF STOLEN

With InControl Secure, if your vehicle is broken into, a silent alarm is triggered alerting the relevant authorities. Your vehicle can then be tracked until it is recovered.



### HELP IS ALWAYS AT HAND

With InControl Protect the emergency services will be automatically notified if you're in an accident, or you can call them manually via an in-car button. You can also summon a Land Rover Optimised Assistance operator should you need technical assistance.

CONNECTIVITY. ENTERTAINMENT. COMFORT 37

DESIGN

DRIVING TECHNOLOGY

FINISHING TOUCHES

ENGINES

SAFETY



ABOVE & BEYOND

CONTENTS

SPECIFICATION

FIND A RETAILER

BUILD YOUR OWN



## MERIDIAN™ SOUND SYSTEMS

Land Rover has partnered with Meridian, a world leader in high-performance audio technologies and digital sound processing, to develop advanced audio systems for Discovery Sport.

Dynamic Volume Control technology has been integrated on both systems, to ensure that any unwanted noise detected in the cabin will be smoothly and automatically balanced out.

The 380W Meridian Sound System includes 10 speakers and a dual channel subwoofer, delivering exceptional definition, crystal clear highs and full, deep bass through the careful arrangement of speakers.

Discovery Sport also offers an optional upgrade from the 380W system to the InControl Touch Pro Meridian Digital Surround Sound System, which produces 825W through 16 speakers and a dual channel subwoofer.

This system also includes Meridian Trifield technology. This technology delivers the very best in world-class audio reproduction, bringing you closer to the original performance regardless of your position in the vehicle; everyone will feel and hear pure musical enjoyment.

Meridian is a registered trademark of Meridian Audio Ltd. Trifield and the "three fields" device is a trademark of Trifield Productions Ltd. Interior shown left is HSE Luxury in Glacier/Lunar. Vehicle shown right is HSE Luxury in Kaikoura Stone.



ABOVE & BEYOND

CONTENTS

SPECIFICATION

FIND A RETAILER

BUILD YOUR OWN



MERIDIAN DIGITAL SURROUND SOUND SYSTEM

825 WATTS

16 SPEAKERS

SUBWOOFER

CONNECTIVITY. ENTERTAINMENT. COMFORT 39

DESIGN

DRIVING TECHNOLOGY

FINISHING TOUCHES

ENGINES

SAFETY





ABOVE & BEYOND

CONTENTS

SPECIFICATION

FIND A RETAILER

BUILD YOUR OWN

# COMFORT FOR ALL

## SEATING

Heated front seats are available as an option on all models and, for added comfort, vehicles can also be specified with optional heated second row seats.

For the ultimate comfort whatever the temperature, heated and cooled front seats are available on SE, HSE and HSE Luxury. This option provides ventilation through perforations in the grained leather and Windsor leather seats, dependent on model specification. The driver and passenger preferences can be independently controlled via the Touchscreen.

## TIMED CLIMATE

Optional Timed Climate has an added Park Heat facility. This pre-heats the engine, channelling residual heat into the cabin, so the vehicle is warm and comfortable by the time the driver leaves the house.

Likewise, in hot weather you can cool down the cabin temperature. It can be activated remotely for extra ease and convenience, or pre-programmed through the Touchscreen to ensure it's ready for your regular morning departure time.

## CONFIGURABLE AMBIENT INTERIOR LIGHTING

New levels of ambient refinement and personalisation have been reached with the option of Configurable Ambient Interior Lighting on SE and HSE, featuring as standard on HSE Luxury.

This feature allows you to vary the colour and shade, changing the ambience of the cabin to suit your mood. There are five colours in total, ranging from Ice White through to Moon Light and Racing Red.

## PANORAMIC ROOF

The optional full glass fixed panoramic roof enhances the sense of space in the vehicle's interior and floods it with natural light as well as providing uninterrupted views of the surrounding environment.

Importantly, the toughened glass has a dark tint to maintain a comfortable temperature inside the cabin and protect occupants and the interior from the sun's rays. A full-sized, powered interior blind is also provided for those who may prefer a more private experience.







ABOVE & BEYOND

CONTENTS

SPECIFICATION

FIND A RETAILER

BUILD YOUR OWN



CONNECTIVITY. ENTERTAINMENT. COMFORT 41

DESIGN

DRIVING TECHNOLOGY

FINISHING TOUCHES

ENGINES

SAFETY



ABOVE & BEYOND

CONTENTS

SPECIFICATION

FIND A RETAILER

BUILD YOUR OWN



DESIGN

DRIVING TECHNOLOGY

FINISHING TOUCHES

ENGINES

SAFETY





ABOVE & BEYOND

CONTENTS

SPECIFICATION

FIND A RETAILER

BUILD YOUR OWN

## COMFORT FOR ALL

### REAR SEAT ENTERTAINMENT

Rear Seat Entertainment\* features two 8" screens built into the front headrests, two pairs of WhiteFire® digital headphones, one USB port in the second row and a dedicated remote control. With your choice of film, television, music or games console, you can feel truly at home.

### TELEVISION

Digital television\*\* channels can be viewed on the new 10" screen in the front of the vehicle, and from the two screens in the rear.

### DUAL VIEW TOUCHSCREEN

The optional Dual View\* system allows the driver and passenger to view completely independent display content on the 10" Touchscreen. For example, the driver can use the Satellite Navigation system, while the front seat passenger is able to watch a DVD or TV, where fitted. One set of WhiteFire® digital wireless headphones is included.

### POWERED GESTURE TAILGATE

Powered gesture tailgate allows you to operate the tailgate (both to open and close) from outside the vehicle without needing to physically touch the vehicle or the smart key.

Provided that the smart key is detected, the tailgate may be operated by a kicking gesture underneath the rear of the vehicle.

Two sensors mounted on either side of the tailgate allow kerbside operation, rather than needing to be immediately behind the vehicle. And as the system is compatible with towing solutions, you can still open and close the tailgate with the least amount of fuss.

Additionally, a button located inside the tailgate or on the smart key allows the tailgate to be closed automatically with powered tailgate.

### USB CHARGING POINTS

Want to charge a games console, tablet or smartphone whilst you're on the move? Discovery Sport has the option of six charging USB ports throughout all rows, to make charging your devices effortlessly simple.



\*Please contact your nearest Land Rover Retailer for feature availability \*\*Whilst Land Rover continues to work closely with its partners to develop TV standards worldwide, we cannot guarantee the TV feature in all countries at all times. WhiteFire® is a registered trademark of Unwired Technology LLC and any use of such marks by Land Rover is under licence. Vehicle shown top right is HSE Luxury in Kaikoura Stone. Interior shown left and bottom right is HSE Luxury in Glacier/Lunar.



ABOVE & BEYOND

CONTENTS

SPECIFICATION

FIND A RETAILER

BUILD YOUR OWN



DESIGN

DRIVING TECHNOLOGY

FINISHING TOUCHES

ENGINES

SAFETY



ABOVE & BEYOND

CONTENTS

SPECIFICATION

FIND A RETAILER

BUILD YOUR OWN


## ENGINES

# 9-SPEED AUTOMATIC TRANSMISSION

The lightweight, compact 9-speed Automatic Transmission provides optimum fuel economy and CO<sub>2</sub> emissions, as well as greater control in low-grip conditions or when towing through the specially designed, ultra-low first gear.

The transmission is specifically designed for transverse applications, and is one of the most efficient and technically advanced ever used in a production vehicle. Two patented dog clutches replace the bulkier conventional set-up, allowing small ratio steps to give better response during acceleration, plus improved shift quality, drive and refinement.

The higher top gear not only reduces fuel consumption but the lower engine revs improve comfort and reduce noise when cruising at a sustained speed. The 9-speed Automatic Transmission is extremely robust and perfectly complements Land Rover's rugged all-terrain ability whilst delivering exceptionally high levels of refinement and efficiency.



Vehicle shown left is HSE Luxury in Scotia Grey.



ABOVE & BEYOND

CONTENTS

SPECIFICATION

FIND A RETAILER

BUILD YOUR OWN



## INGENIUM DIESEL ENGINES

Ingenium is Jaguar Land Rover's new breed of engine and has been designed for effortless performance, refinement and efficiency.

Available in two power outputs, 150PS and 180PS, there is also the option of 2 or 4 Wheel Drive and a choice of 6-speed Manual or 9-speed Automatic Transmissions. With advanced technology and all-aluminium construction, these engines deliver impressive fuel consumption and CO<sub>2</sub> emissions.

Typically 20kg lighter than equivalent previous generation engines, Ingenium is intrinsically more efficient. And intelligent too – computer controlled adaptive engine cooling only engages as required.

The latest generation variable geometry turbocharger maximises peak power for low-speed torque and responsiveness that is uniform, progressive and avoids lag. Internal friction – the enemy of performance and efficiency – is 17 percent lower in the Ingenium range than previous generation engines.

Not only are the new Ingenium engines substantially lighter, more fuel-efficient and more refined than predecessors, they are also more affordable and convenient to own thanks to servicing intervals extended from 16,000 to 21,000 miles/two years on 4 Wheel Drive (4WD) models.



CO<sub>2</sub>

	ACCELERATION 0-100KPH (0-60MPH) SECONDS	TOP SPEED KPH (MPH)	CO <sub>2</sub> EMISSIONS (G/KM) 5 / 5 + 2 SEATS
2.0L TD4 Diesel 150PS (Manual)	11.7 (11)	180 (112)	134 / 139
2.0L TD4 Diesel 150PS (Automatic)	10.3 (9.7)	180 (112)	139 / 139
2.0L TD4 Diesel 180PS (Manual)	9.9 (9.4)	188 (117)	134 / 139
2.0L TD4 Diesel 180PS (Automatic)	8.9 (8.4)	188 (117)	139 / 139



ABOVE & BEYOND

CONTENTS

SPECIFICATION

FIND A RETAILER

BUILD YOUR OWN



## E-CAPABILITY\*

Land Rover's commitment to sustainability is manifest in its current range of vehicles, utilising a wide range of innovative and efficient technologies including intelligent Stop/Start and Brake Energy Regeneration. Discovery Sport's latest engine range is just the latest testament of innovation to provide further efficiency whilst not compromising on capability. A Blue SPORT badge on the rear of the vehicle denotes the most efficient engines of the range.



CO<sub>2</sub>

5 SEAT ONLY	ACCELERATION 0-100KPH (0-60MPH) SECONDS	TOP SPEED KPH (MPH)	CO <sub>2</sub> EMISSIONS (G/KM)
2.0L eD4 Diesel 150PS (Manual)	10.6 (10)	180 (112)	123
2.0L TD4 Diesel 150PS (Manual)	11.7 (11)	180 (112)	129

\*Engine availability varies between markets. Please contact your nearest Land Rover Retailer for further information.



ABOVE & BEYOND

CONTENTS

SPECIFICATION

FIND A RETAILER

BUILD YOUR OWN



## 2.0 LITRE Si4 PETROL ENGINE

The Si4 petrol engine is a lightweight all-aluminium 2.0 litre engine with the latest direct-injection technology. Advanced turbocharging and independent variable valve timing helps lower fuel consumption and CO<sub>2</sub> emissions compared with traditional larger capacity engines delivering equivalent performances.

The engine delivers a rich, powerful engine sound during strong acceleration and features a unique exhaust manifold for quicker warm-up and lower emissions, a low friction design and a state-of-the-art electronic management system.

This includes smart regenerative charging, which prioritises the charging of the battery when the vehicle is decelerating to capture wasted kinetic energy and reduce fuel consumption. This is further enhanced by advanced Stop/Start technology and a cutting-edge electronic management system which provides precision control over the combustion process.



CO<sub>2</sub>

ACCELERATION  
0-100KPH (0-60MPH)  
SECONDS

TOP SPEED  
KPH (MPH)

CO<sub>2</sub> EMISSIONS  
(G/KM)  
5 / 5+2 SEATS

2.0L Si4 Petrol 240PS (Automatic)

8.2 (7.8)

200 (124)

191 / 197





ABOVE & BEYOND

CONTENTS

SPECIFICATION

FIND A RETAILER

BUILD YOUR OWN



ENGINES 49

DESIGN

DRIVING TECHNOLOGY

FINISHING TOUCHES

ENGINES

SAFETY



ABOVE & BEYOND

CONTENTS

SPECIFICATION

FIND A RETAILER

BUILD YOUR OWN

## BODY AND CHASSIS

# STRENGTH AND STABILITY

### BODY

Discovery Sport features an extremely strong, lightweight body structure which has been developed using advanced, weight-saving materials to deliver outstanding stiffness and refinement together with exemplary characteristics in collision situations.

The structure is based on a steel monocoque foundation which is derived from Land Rover's compact SUV platform.

Lightweight technologies are used extensively in the body design including:

- Optimised steel body construction
- Aluminium bonnet, roof and tailgate panels
- Lightweight aluminium suspension components
- Magnesium cross car beam and front end carrier.

### CHASSIS AND VEHICLE DYNAMICS

Discovery Sport has a chassis which has been specially developed by Land Rover engineers to deliver agile and refined on-road dynamics along with the brand's legendary all-terrain capability. Lightweight aluminium chassis components are used extensively to improve suspension performance by increasing stiffness and reducing unsprung weight, while also reducing total vehicle weight.

The chassis features a number of innovations, such as Electric Power Assisted Steering (EPAS), which help the vehicle achieve its unique dynamic character and improved efficiency.

### FRONT SUSPENSION

Aluminium components are used within the front suspension. The front suspension struts have advanced hydraulic rebound stops which help to manage the noise and loads caused by severe impacts such as speed humps, to maintain composure in urban and off-road environments.

### COMPACT REAR SUSPENSION DESIGN

Discovery Sport has a fully independent suspension system with an advanced new multi-link rear suspension design. This delivers enhanced dynamics and refinement together with a compact layout to provide increased interior space.

The system has been specifically developed to enhance Discovery Sport's unrivalled breadth of capability, offering responsive and agile handling together with supreme ride quality and refinement. Excellent wheel travel and articulation helps the vehicle achieve class-leading off-road performance.

The compact aluminium multi-link layout also creates a much more spacious rear compartment, with enhanced shoulder and elbow room, the option of 5 + 2 seating and increased luggage space.

Mounted on an optimised steel subframe, the system is light and stiff for optimum steering response, chassis performance and refinement.




ABOVE & BEYOND

CONTENTS

SPECIFICATION

FIND A RETAILER

BUILD YOUR OWN





ABOVE & BEYOND

CONTENTS

SPECIFICATION

FIND A RETAILER

BUILD YOUR OWN

## SAFETY

# 5\* EURO NCAP RATING

As with every Land Rover, safety was a key priority in the development of Discovery Sport, resulting in a first-in-class pedestrian airbag, **Autonomous Emergency Braking**, and a state-of-the-art bodyshell featuring both ultra-high-strength steel and lightweight aluminium. Discovery Sport has been awarded the maximum five star safety rating from Euro NCAP\*. In all variants, including 5 + 2 seat models, all seating positions are assessed to ensure a high standard of occupant protection. Discovery Sport also has a comprehensive occupant safety package including driver and passenger airbags, driver knee airbag, and side curtain and thorax airbags.

### PEDESTRIAN PROTECTION SYSTEM\*\*

Discovery Sport features a state-of-the-art Pedestrian Airbag System. Designed and tested to the most rigorous standards including advanced virtual and real-world situations, it protects pedestrians from impact with the base of the windscreen by using an airbag mounted within a cover found at the trailing edge of the bonnet panel.

### PASSENGER SEAT BELT CHECK SYSTEM



### PRESSURE SENSORS

The system uses advanced pressure-tube sensors, located in the bumper, to detect impact.



### ENHANCED PROTECTION

The shape of the deployed airbag offers enhanced protection to a pedestrian in the event of an impact.



### DRIVER VISIBILITY

The airbag deployment has been designed to ensure that the effect on the driver's vision is minimised.

\*When tested in 2014.

\*\*Please contact your nearest Land Rover Retailer for feature availability.




ABOVE & BEYOND

CONTENTS

SPECIFICATION

FIND A RETAILER

BUILD YOUR OWN



SAFETY SYSTEMS

- 1 PRESSURE SENSOR
- 2 PEDESTRIAN AIRBAG

- 3 DRIVER AIRBAG
- 4 PASSENGER AIRBAG
- 5 DRIVER KNEE AIRBAG

- 6 SIDE CURTAIN AIRBAGS
- 7 SIDE THORAX AIRBAGS
- 8 AIRBAG DEACTIVATION SWITCH FOR FRONT PASSENGER

- 9 SEAT BELT REMINDER
- 10 SEAT BELT PRETENSIONERS
- 11 ISOFIX POINTS





ABOVE & BEYOND

CONTENTS

SPECIFICATION

FIND A RETAILER

BUILD YOUR OWN

## ENVIRONMENTAL

# SUSTAINABILITY

Sustainability is at the heart of everything we do and consequently all powertrains on Discovery Sport have been optimised to enhance sustainability by minimising fuel consumption and CO<sub>2</sub> emissions.

Both petrol and diesel engines feature the latest high-pressure direct injection technology and state-of-the-art low-friction designs which have been carefully developed to minimise frictional losses. While both 6-speed Manual and 9-speed Automatic Transmissions are specified with the latest low viscosity transmission fluid to maximise efficiency.

An advanced intelligent Stop/Start system is standard on both manual and automatic models which automatically shuts down the engine in just 300 milliseconds when the vehicle comes to rest. This improves fuel economy and CO<sub>2</sub> emissions by between five and seven percent.

A smart regenerative charging electrical system has also been introduced which has an intelligent power management system to prioritise charging when the vehicle is decelerating, capturing the wasted kinetic energy and reducing the fuel demand of the electrical system.

With up to 13.8kg of recycled plastic on Discovery Sport's diesel engines and 16kg on the Si4 petrol engine, as well as up to 22.3kg of renewable and natural materials in each vehicle, we are taking big steps in reducing our environmental footprint.





ABOVE & BEYOND

CONTENTS

SPECIFICATION

FIND A RETAILER

BUILD YOUR OWN



### ECO MODE

This feature when activated prioritises the most efficient vehicle settings including automatic transmission\*, **Active Driveline\*\*** and comfort features like heating and air conditioning in order to minimise fuel consumption and CO<sub>2</sub> emissions.

The ECO Data feature provides drivers with information and feedback via the Touchscreen to help them adopt more economical driving habits.

### OPTIMISED AERODYNAMICS

With its more streamlined profile, Discovery Sport is one of the most aerodynamic Land Rover vehicles. A unique 18" alloy wheel is available for optimised aerodynamics.

### LIGHTWEIGHT MATERIALS

To optimise vehicle performance and efficiency, Discovery Sport has been developed using lightweight materials and technologies. The vehicle has been designed with key weight-saving technologies including an optimised steel body construction, aluminium bonnet, roof and tailgate panels, lightweight aluminium suspension components and a magnesium cross car beam and front end carrier.

The 4 Wheel Drive (4WD) components have also been optimised for weight. The interior has also been designed with efficiency in mind, with optimised seat structures which use laser-welded high tensile steel.

### E-CAPABILITY†

Land Rover has begun producing specific derivatives that deliver the lowest possible CO<sub>2</sub> emissions. These are called E-capability and are denoted by a Blue SPORT badge on the rear of the vehicle.

With our E-capability solution, CO<sub>2</sub> can be as low as 123g/km when you choose a 2 Wheel Drive (2WD) or 129g/km on a 4WD manual TD4 150PS diesel engine, ensuring your vehicle is as efficient as possible.

### LIFE CYCLE ASSESSMENT

In order to minimise the vehicle's overall ecological impact, Discovery Sport is designed with a life cycle approach, aiming to minimise the environmental impact by considering the entire life cycle of the vehicle: from development and manufacturing, through customer use, to end-of-life recycling and re-use. Each element of the life cycle was analysed with a view to consuming fewer natural resources, using more sustainable materials and minimising the generation of waste.



\*Where fitted \*\*Please contact your nearest Land Rover Retailer for feature availability.

†Engine availability varies between markets. Please contact your nearest Land Rover Retailer for further information.



ABOVE & BEYOND

CONTENTS

SPECIFICATION

FIND A RETAILER

BUILD YOUR OWN

DISCOVERY SPORT OFFERS YOU GREAT OPTIONS AND FLEXIBILITY TO PERSONALISE YOUR VEHICLE.

The following pages take you through a logical series of steps to make your vehicle suit your lifestyle. There are several choices: from selecting your engine and model to exterior and interior colours, wheels, finishes and those detailed touches to enable you to personalise your vehicle.

If you'd like to bring your options to life, go to our online configurator at [landrover.com](http://landrover.com)

58-59

1

**STEP 1  
CHOOSE YOUR ENGINE**

You can select from a range of powerful petrol or diesel engines.

60-65

2

**STEP 2  
CHOOSE YOUR MODEL**

Compare the standard features on each model.





ABOVE & BEYOND

CONTENTS

SPECIFICATION

FIND A RETAILER

BUILD YOUR OWN

66-69

3

**STEP 3  
CHOOSE YOUR COLOUR**

There's a wide range on offer to enable you to express yourself.

70-71

4

**STEP 4  
CHOOSE YOUR WHEELS**

There's a range of styles, each one designed to complement the bold exterior.

72-79

5

**STEP 5  
CHOOSE YOUR INTERIOR**

Carefully selected colours complemented by a range of finishes. You can personalise your own interior space.

80-85

6

**STEP 6  
CHOOSE YOUR ACCESSORIES**

This range of stylish and practical accessories can be tailored to suit any lifestyle.

86-87

**TECHNICAL DETAILS**

Technical information and data for dimensions, performance and specifications.

Visit [landrover.com](http://landrover.com) to configure your vehicle online. 57

ENGINE

MODEL

COLOUR

WHEELS

INTERIOR

ACCESSORIES

TECHNICAL DETAILS



ABOVE & BEYOND

CONTENTS

SPECIFICATION

FIND A RETAILER

BUILD YOUR OWN

1



58



ENGINE

MODEL

COLOUR

WHEELS

INTERIOR

ACCESSORIES

TECHNICAL DETAILS





ABOVE & BEYOND

CONTENTS

SPECIFICATION

FIND A RETAILER

BUILD YOUR OWN

## STEP 1 CHOOSE YOUR ENGINE

### DRIVELINE, ENGINE PERFORMANCE AND FUEL ECONOMY

The superbly engineered range of petrol and diesel engines on offer are paired with a state-of-the-art 9-speed Automatic Transmission or a 6-speed Manual Transmission. With our E-capability\* solution, CO<sub>2</sub> can be as low as 123g/km when you choose a 2 Wheel Drive (2WD) manual or 129g/km on a 4 Wheel Drive (4WD) manual TD4 150PS diesel engine, ensuring your vehicle is as efficient as possible.

	DIESEL						PETROL
	2.0L eD4		2.0L TD4				2.0L Si4
	MANUAL	MANUAL	MANUAL	MANUAL	AUTOMATIC	AUTOMATIC	AUTOMATIC
POWER (PS)	150 E-CAPABILITY*	150 E-CAPABILITY*	150	180	150	180	240
Driveline	2 Wheel Drive (2WD)	4 Wheel Drive (4WD)	4 Wheel Drive (4WD)	4 Wheel Drive (4WD)	4 Wheel Drive (4WD)	4 Wheel Drive (4WD)	4 Wheel Drive (4WD)
Power kW (PS) / rpm	110 (150) / 3,500	110 (150) / 3,500	110 (150) / 3,500	132 (180) / 4,000	110 (150) / 3,500	132 (180) / 4,000	176.5 (240) / 5,800
Maximum torque Nm / rpm	380 / 1,750	380 / 1,750	380 / 1,750	430 / 1,750	380 / 1,750	430 / 1,750	340 / 1,750
Capacity (cc)	1,999	1,999	1,999	1,999	1,999	1,999	1,999
No. of cylinders	4	4	4	4	4	4	4
Valves per cylinder	4	4	4	4	4	4	4
Cylinder layout	In-Line	In-Line	In-Line	In-Line	In-Line	In-Line	In-Line
<b>FUEL ECONOMY</b>							
Seating	5	5	5 / 5 + 2	5 / 5 + 2	5 / 5 + 2	5 / 5 + 2	5 / 5 + 2
Urban l/100km (mpg)	5.5 (51.4)	5.6 (50.4)	6.1 (46.3) / 6.4 (44.1)	6.1 (46.3) / 6.4 (44.1)	6.3 (44.8)	6.3 (44.8)	10.7 (26.4) / 10.8 (26.2)
Extra Urban l/100km (mpg)	4.2 (67.3)	4.5 (62.8)	4.6 (61.4) / 4.6 (61.4)	4.6 (61.4) / 4.6 (61.4)	4.7 (60.1)	4.7 (60.1)	6.8 (41.5) / 6.8 (41.5)
Combined l/100km (mpg)	4.7 (60.1)	4.9 (57.7)	5.1 (55.4) / 5.3 (53.3)	5.1 (55.4) / 5.3 (53.3)	5.3 (53.3)	5.3 (53.3)	8.2 (34.5) / 8.3 (34.0)
CO <sub>2</sub> Urban emissions g/km	142	146	160 / 167	160 / 167	165 / 165	165 / 165	252 / 257
CO <sub>2</sub> Extra Urban emissions g/km	110	118	120 / 121	120 / 121	125 / 125	125 / 125	160 / 162
CO <sub>2</sub> Combined emissions g/km	123	129	134 / 139	134 / 139	139 / 139	139 / 139	191 / 197

### MODELS BY ENGINE

	PURE	SE	HSE	HSE LUXURY
2.0L eD4 Diesel 150PS (Manual)	■	■	■	■
2.0L TD4 Diesel 150PS (Manual)	■	■	■	■
2.0L TD4 Diesel 150PS (Automatic)	■	■	■	■
2.0L TD4 Diesel 180PS (Manual)	■	■	■	■
2.0L TD4 Diesel 180PS (Automatic)	■	■	■	■
2.0L Si4 Petrol 240PS (Automatic)	■	■	■	■

\*Engine availability varies between markets. Please contact your nearest Land Rover Retailer for further information.

Official EU test figures. For comparison purposes only. Real world figures may differ. Low fuel warning at 9 litres approximately. Vehicle shown left is HSE Luxury in Scotia Grey.

Visit [landrover.com](http://landrover.com) to configure your vehicle online. 59

ENGINE

MODEL

COLOUR

WHEELS

INTERIOR

ACCESSORIES

TECHNICAL DETAILS



ABOVE & BEYOND

CONTENTS

SPECIFICATION

FIND A RETAILER

BUILD YOUR OWN

# 2

## EACH MODEL HAS A CHOICE OF ENGINES AND UNIQUE FEATURES

This guide will help you to select your ideal Discovery Sport. On the following pages you'll see the key standard features for each model.

### DISCOVERY SPORT PURE



- Brunel grille with Narvik Black surround
- Brunel fender vents
- Body-coloured door handles
- Narvik Black mirror caps
- Brunel Discovery script (bonnet and tailgate)
- Anthracite tow eye covers
- Narvik Black tailgate finisher
- Halogen headlights
- 17" 5 spoke 'Style 522' alloy wheels\*
- Cloth Seats
- 6-way manual front seats
- Heated door mirrors
- Land Rover Sound System with 6 speakers.

### DISCOVERY SPORT SE



- Contents of Pure, plus:
  - Leather steering wheel
  - Rear Parking Aid
  - Automatic headlights with rain sensing wipers
  - Cruise Control and Speed Limiter
  - Two-zone Climate Control
  - Ambient Interior Lighting
  - InControl Touch Navigation.
- Replaces Pure content:
  - Dark Atlas grille with Narvik Black surround
  - Dark Atlas fender vents
  - Body-coloured mirror caps
  - Dark Techno Silver tow eye covers
  - 18" 5 split-spoke 'Style 511' alloy wheels\*
  - Power fold, heated door mirrors with approach lights
  - Land Rover Enhanced Sound System 190W with 10 speakers.



ABOVE & BEYOND

CONTENTS

SPECIFICATION

FIND A RETAILER

BUILD YOUR OWN

## STEP 2 CHOOSE YOUR MODEL

### DISCOVERY SPORT HSE



**Contents of SE, plus:**

- Front Parking Aid
- Rear View Camera
- Climate Control with high level vents to second row.

**Replaces SE content:**

- Atlas grille with Narvik Black surround
- Atlas fender vents
- White Silver tow eye covers
- Xenon headlights with LED signature
- 19" 5 split-spoke 'Style 521' alloy wheels\*
- Grained leather seats
- 8-way electric front seats
- Meridian™ Sound System 380W with 10 speakers plus subwoofer (InControl Touch).

### DISCOVERY SPORT HSE LUXURY



**Contents of HSE, plus:**

- Keyless Entry
- Configurable Ambient Interior Lighting
- Illuminated aluminium front treadplates with Discovery script.

**Replaces HSE content:**

- Noble Plated upper and lower door handles
- Atlas Discovery script (bonnet and tailgate)
- Atlas tailgate finisher
- Atlas fog light surrounds
- 19" 9 spoke 'Style 902' with Diamond Turned finish alloy wheels\*
- Windsor leather seats
- 10-way electric front seats with memory
- Power fold, heated door mirrors with memory and approach lights.

To view the full list of standard and optional features available on each Discovery Sport derivative please see the accompanying Specification and Price Guide or visit [landrover.com](http://landrover.com)

Visit [landrover.com](http://landrover.com) to configure your vehicle online. 61

ENGINE

MODEL

COLOUR

WHEELS

INTERIOR

ACCESSORIES

TECHNICAL DETAILS



ABOVE & BEYOND

CONTENTS

SPECIFICATION

FIND A RETAILER

BUILD YOUR OWN



ENGINE

MODEL

COLOUR

WHEELS

INTERIOR

ACCESSORIES

TECHNICAL DETAILS



ABOVE & BEYOND

CONTENTS

SPECIFICATION

FIND A RETAILER

BUILD YOUR OWN

## STEP 2 CHOOSE YOUR MODEL

### PERSONALISING THE EXTERIOR

#### DYNAMIC DESIGN PACK

Bold. Arresting. Discovery Sport has been designed without compromise. Exterior enhancements include a new front and rear design with new contoured side mouldings which form a dramatic presence. This has been augmented with a new Black Mesh design for the front grille and side vent. Distinctive Chrome exhaust finishers together with a Red SPORT badge further enhance the appearance.

Carefully selected interior touches add to the impact of your chosen colourway; so too does the use of such materials as grained leather on SE Dynamic or Windsor leather on HSE and HSE Luxury Dynamic.

Premium details include contrast micropiping on the seats and headrests, a perforated leather sport steering wheel and unique textured finish to the door inserts and fascia mid-section. Depending on your chosen colourway, Dark Grey or Carmine Red Brushed Aluminium centre stack side rails complete the look. The interior is further enhanced on HSE and HSE Luxury Dynamic with aluminium sport pedals.



Narvik Black fog light surround



20" 5 split-spoke 'Style 511' with Gloss Black finish



Chrome exhaust finishers



Carmine Red Brushed Aluminium centre stack side rails\*

\*Centre stack side rails in Carmine Red Brushed Aluminium are standard when Ebony/Ebony with Pimento stitching is selected. Vehicle shown left and above is HSE Luxury Dynamic Design Pack in Firenze Red. Please contact your nearest Land Rover Retailer for availability.

Visit [landrover.com](http://landrover.com) to configure your vehicle online. 63

ENGINE

MODEL

COLOUR

WHEELS

INTERIOR

ACCESSORIES

TECHNICAL DETAILS



ABOVE & BEYOND

CONTENTS

SPECIFICATION

FIND A RETAILER

BUILD YOUR OWN

## PERSONALISING THE EXTERIOR – ACCENT PACKS

In addition to the standard finishes on Discovery Sport, you can tailor the exterior to suit your personal taste. The limited edition Discovery Sport Black features existing Black Design Pack exterior accents, with the addition of a unique Dynamic style grille, a Black SPORT badge and privacy glass. You can choose from three exterior paint colours to complement the overall look. For further information on Pack availability, please contact your nearest Land Rover Retailer.

The Black Design Pack gives the overall design of the vehicle a more assertive appearance, with exterior elements changed to Narvik Black and a choice of distinctive Gloss Black alloy wheels.

The Graphite Design Pack allows you to change individual elements of the vehicle to Dark Atlas, augmented with a Grey contrast roof and a choice of striking Gloss Dark Grey alloy wheels.

### DISCOVERY SPORT BLACK



- Black Design Pack
- Dynamic style grille and fender vents
- Black pedestrian airbag cover
- Anthracite tow eye covers
- Privacy glass
- Black SPORT badge
- Black contrast roof
- Ebony interior headliner
- Dark Grey Brushed Aluminium centre stack side rails
- Choice of three exterior colours; Silicon Silver, Carpathian Grey and Yulong White.





ABOVE & BEYOND

CONTENTS

SPECIFICATION

FIND A RETAILER

BUILD YOUR OWN

## STEP 2 CHOOSE YOUR MODEL

### BLACK DESIGN PACK



- Narvik Black grille and surround
- Narvik Black fender vents
- Narvik Black mirror caps
- Black Discovery script (bonnet and tailgate)
- Choice of 18", 19" and 20" Gloss Black alloy wheels.

### GRAPHITE DESIGN PACK



- Dark Atlas grille
- Dark Atlas fender vents
- Narvik Black mirror caps
- Dark Atlas Discovery script (bonnet and tailgate)
- Grey contrast roof
- Choice of 18", 19" and 20" Gloss Dark Grey alloy wheels.

Visit [landrover.com](http://landrover.com) to configure your vehicle online. 65

ENGINE

MODEL

COLOUR

WHEELS

INTERIOR

ACCESSORIES

TECHNICAL DETAILS



ABOVE & BEYOND

CONTENTS

SPECIFICATION

FIND A RETAILER

BUILD YOUR OWN

# 3

Now you have chosen your Discovery Sport model, you can select your exterior paint colour. From rich, deep lustres to incandescent metallic patinas, our paints incorporate the latest in pigment technologies. Our solid paints produce a deep flat colour. Our metallics deliver a sparkle finish that is sure to catch the eye. And our premium metallic paints enhance both the colour and the intensity of the sparkle or sleek metallic finish to give your vehicle even more presence.

### Fuji White (solid)

Optional Contrast Roof Colour

Black      Grey



### Yulong White (metallic)

Optional Contrast Roof Colour

Black      Grey



### Indus Silver (metallic)

Optional Contrast Roof Colour

Black      Grey



### Corris Grey (metallic)

Optional Contrast Roof Colour

Black





ABOVE & BEYOND

CONTENTS

SPECIFICATION

FIND A RETAILER

BUILD YOUR OWN

### STEP 3 CHOOSE YOUR COLOUR

Kaikoura Stone (metallic)

Optional Contrast Roof Colour

Black      Grey



Scotia Grey (metallic)

Optional Contrast Roof Colour

Black



Aintree Green (metallic)

Optional Contrast Roof Colour

Black      Grey



Loire Blue (metallic)

Optional Contrast Roof Colour

Black      Grey



Visit [landrover.com](http://landrover.com) to configure your vehicle online. 67

ENGINE

MODEL

COLOUR

WHEELS

INTERIOR

ACCESSORIES

TECHNICAL DETAILS



ABOVE & BEYOND

CONTENTS

SPECIFICATION

FIND A RETAILER

BUILD YOUR OWN

Santorini Black (metallic)

Optional Contrast Roof Colour  
Grey



Firenze Red (metallic)

Optional Contrast Roof Colour  
Black Grey



Phoenix Orange (premium metallic)

Optional Contrast Roof Colour  
Black



Silicon Silver (premium metallic)

Optional Contrast Roof Colour  
Black



ENGINE

MODEL

COLOUR

WHEELS

INTERIOR

ACCESSORIES

TECHNICAL DETAILS





ABOVE & BEYOND

CONTENTS

SPECIFICATION

FIND A RETAILER

BUILD YOUR OWN

### STEP 3 CHOOSE YOUR COLOUR

Aruba (premium metallic)

Optional Contrast Roof Colour

Black      Grey



Waitomo Grey (premium metallic)

Optional Contrast Roof Colour

Black



Carpathian Grey (premium metallic)

Optional Contrast Roof Colour


Black      Grey



Farallon Black (premium metallic)

Optional Contrast Roof Colour

Grey



Visit [landrover.com](http://landrover.com) to configure your vehicle online. 69

ENGINE

MODEL

COLOUR

WHEELS

INTERIOR

ACCESSORIES

TECHNICAL DETAILS



ABOVE & BEYOND

CONTENTS

SPECIFICATION

FIND A RETAILER

BUILD YOUR OWN

# 4



17" 5 SPOKE  
'STYLE 522'



17" 10 SPOKE  
'STYLE 105'



18" 5 SPLIT-SPOKE  
'STYLE 511'



18" 5 SPLIT-SPOKE  
'STYLE 511'  
WITH GLOSS DARK GREY FINISH



18" 5 SPLIT-SPOKE  
'STYLE 511'  
WITH GLOSS BLACK FINISH (1)



18" 5 SPOKE  
'STYLE 518' (2)



18" 9 SPOKE  
'STYLE 109'



19" 5 SPLIT-SPOKE  
'STYLE 521'

	OPTION CODE	PURE	SE	HSE	HSE LUXURY
<b>WHEELS</b>					
17" 5 spoke 'Style 522'	029UC	■	□	□	□
17" 10 spoke 'Style 105'	029QL	□	-	-	-
18" 5 split-spoke 'Style 511'	029UE	□	■	-	-
18" 5 split-spoke 'Style 511' with Gloss Dark Grey finish	029TX	□	□	□	□
18" 5 split-spoke 'Style 511' with Gloss Black finish (1)	031HQ	-	□	-	-
18" 5 spoke 'Style 518' (2)	029TY	□	□	□	□
18" 9 spoke 'Style 109'	029UD	-	□	□	□
19" 5 split-spoke 'Style 521'	031NB	-	□	■	-

■ Standard □ Optional - Not Available.

(1) Only available as part of Black Design Pack (2) Standard alloy wheel on eD4 and E-capability Pack, no other options available (3) Only available as part of Graphite Design Pack (4) Only available as part of Black Design Pack and Discovery Sport Black (5) Only available as part of Dynamic Design Pack. Please contact your nearest Land Rover Retailer for availability (6) Accessory wheels must be selected with either a standard or optional wheel and incur an additional cost (7) Please contact your nearest Land Rover Retailer for availability (8) Only available as part of Black Design Pack, Discovery Sport Black and Dynamic Design Pack. Please contact your nearest Land Rover Retailer for availability.



ABOVE & BEYOND

CONTENTS

SPECIFICATION

FIND A RETAILER

BUILD YOUR OWN

**STEP 4  
CHOOSE YOUR WHEELS**



19" 5 SPLIT-SPOKE  
'STYLE 521'  
WITH GLOSS DARK GREY FINISH (3)



19" 5 SPLIT-SPOKE  
'STYLE 521'  
WITH GLOSS BLACK FINISH (4)



19" 9 SPOKE  
'STYLE 902'



19" 9 SPOKE  
'STYLE 902'  
WITH DIAMOND TURNED FINISH



19" 5 SPLIT-SPOKE  
'STYLE 525'  
WITH SATIN DARK GREY FINISH (5)



19" 5 SPLIT-SPOKE  
'STYLE 523'  
WITH CERAMIC POLISHED FINISH  
AND RED PINSTRIPE (6) (7)



20" 5 SPLIT-SPOKE  
'STYLE 524'  
WITH SATIN POLISHED FINISH (6)



20" 5 SPLIT-SPOKE  
'STYLE 511'



20" 5 SPLIT-SPOKE  
'STYLE 511'  
WITH GLOSS DARK GREY FINISH (3)



20" 5 SPLIT-SPOKE  
'STYLE 511'  
WITH GLOSS BLACK FINISH (8)

	OPTION CODE	PURE	SE	HSE	HSE LUXURY
<b>WHEELS</b>					
19" 5 split-spoke 'Style 521' with Gloss Dark Grey finish (3)	031JP	-	<input type="checkbox"/>	<input type="checkbox"/>	-
19" 5 split-spoke 'Style 521' with Gloss Black finish (4)	029UA	-	<input type="checkbox"/>	<input type="checkbox"/>	<input type="checkbox"/>
19" 9 spoke 'Style 902'	031NA	-	<input type="checkbox"/>	<input type="checkbox"/>	<input type="checkbox"/>
19" 9 spoke 'Style 902' with Diamond Turned finish	029UB	-	-	-	<input checked="" type="checkbox"/>
19" 5 split-spoke 'Style 525' with Satin Dark Grey finish (5)	029XP	-	<input type="checkbox"/>	<input type="checkbox"/>	-
19" 5 split-spoke 'Style 523' with Ceramic Polished finish and Red Pinstripe (6) (7)	VPLCW0104	<input type="checkbox"/>	<input type="checkbox"/>	<input type="checkbox"/>	<input type="checkbox"/>
20" 5 split-spoke 'Style 524' with Satin Polished finish (6)	VPLCW0105	<input type="checkbox"/>	<input type="checkbox"/>	<input type="checkbox"/>	<input type="checkbox"/>
20" 5 split-spoke 'Style 511'	029SB	-	<input type="checkbox"/>	<input type="checkbox"/>	<input type="checkbox"/>
20" 5 split-spoke 'Style 511' with Gloss Dark Grey finish (3)	031JQ	-	-	<input type="checkbox"/>	-
20" 5 split-spoke 'Style 511' with Gloss Black finish (8)	029TW	-	-	<input type="checkbox"/>	<input type="checkbox"/>

■ Standard □ Optional - Not Available.

Visit [landrover.com](http://landrover.com) to configure your vehicle online.

ENGINE

MODEL

COLOUR

WHEELS

INTERIOR

ACCESSORIES

TECHNICAL DETAILS

# 5

## CHOOSE YOUR SEAT CONFIGURATION



### 60:40 Second Row Seats with Slide and Recline

Fitted as standard on SE, HSE and HSE Luxury models, these seats have forwards/backwards movement of 160mm allowing truly flexible use of space for luggage or to maximise passenger legroom. The seats can also recline to provide even greater comfort.

### 60:40 Fixed Second Row Seats (not shown)

The 60:40 five-seat configuration features three comfortable seating positions.





ABOVE & BEYOND

CONTENTS

SPECIFICATION

FIND A RETAILER

BUILD YOUR OWN

## STEP 5 CHOOSE YOUR INTERIOR



### 5 + 2 Seating

A neatly integrated optional third row of seats can be specified to give you even more versatility. These seats are ideal for children and teenagers, or adults on short journeys.

They are easily accessed by tipping and sliding forward the second row seats. When folded, the third row seats leave a flat floor in the luggage compartment as if it were a five-seat model.

Interior shown left and above is HSE Luxury in Glacier/Lunar.

Visit [landrover.com](http://landrover.com) to configure your vehicle online. 73

ENGINE

MODEL

COLOUR

WHEELS

INTERIOR

ACCESSORIES

TECHNICAL DETAILS



ABOVE & BEYOND

CONTENTS

SPECIFICATION

FIND A RETAILER

BUILD YOUR OWN

## CHOOSE YOUR INTERIOR COLOUR COMBINATIONS

COLOURWAYS	(A)	(B)	(C)	(D)	(E)	(F)	EXCLUSIVE TO DYNAMIC DESIGN PACK		
	EBONY / EBONY (page 76)	CIRRUS / LUNAR (page 77)	GLACIER / LUNAR (page 77)	ALMOND / EBONY (page 76)	TAN / EBONY (page 77)	IVORY / EBONY (page 77)	EBONY / EBONY with Pimento detail <sup>†</sup> (page 78)	EBONY / EBONY with Cirrus detail <sup>†</sup> (page 79)	CIRRUS / EBONY with Ebony detail <sup>†</sup> (page 79)
<b>INTERIOR COLOUR</b>									
Seat colour	Ebony	Cirrus	Glacier	Almond	Tan	Ivory	Ebony	Ebony	Cirrus
Carpet	Ebony	Lunar	Lunar	Ebony	Ebony	Ebony	Ebony	Ebony	Ebony
<b>MODEL</b>									
PURE (cloth)	○	–	–	–	–	–	–	–	–
PURE (partial leather)	○*	–	–	–	–	–	–	–	–
SE (cloth)	○	–	–	–	–	–	–	–	–
SE (partial leather)	○	○	○	–	–	–	–	–	–
SE (grained leather)	○	○	○	–	–	–	○	○	○
HSE (grained leather)	○	○	–	○	–	–	–	–	–
HSE (Windsor leather)	–	–	–	–	–	–	○	○	○
HSE LUXURY (Windsor leather)	○	–	○	–	○	○	○	○	○
<b>CENTRE STACK SIDE RAILS</b>									
Ebony paint**	○	–	–	–	–	–	–	–	–
Satin Brushed Aluminium	○	○	–	○	○	○	–	–	–
Glacier Brushed Aluminium	–	–	○	–	–	–	–	–	–
Carmine Red Brushed Aluminium <sup>†</sup>	–	–	–	–	–	–	▲	–	–
Dark Grey Brushed Aluminium	–	–	–	–	–	–	–	▲	▲
<b>EXTERIOR COLOUR</b>									
Fuji White	○	○	○	○	○	○	○	○	○
Yulong White	▲	▲	○	○	○	○	○	○	○
Indus Silver	○	▲	○	○	○	○	○	○	○
Corris Grey	▲	▲	▲	○	○	○	○	○	○
Kaikoura Stone	○	○	○	○	○	▲	○	○	○
Scotia Grey	○	○	▲	○	○	○	○	○	○
Aintree Green	○	○	○	▲	○	○	○	○	○
Loire Blue	○	○	○	○	○	▲	○	○	○
Santorini Black	▲	○	○	▲	▲	▲	○	▲	▲
Firenze Red	▲	○	○	○	○	○	▲	▲	○
Phoenix Orange	▲	○	○	○	○	○	○	▲	○
Silicon Silver	○	○	○	○	○	○	○	○	○
Aruba	○	○	○	○	○	○	○	○	○
Waitomo Grey	▲	○	○	▲	○	○	○	○	○
Carpathian Grey	○	▲	▲	○	○	○	○	○	○
Farallon Black	○	○	○	○	○	○	○	○	▲

▲ Combination is Designer's Choice ○ Combination is Available – Not Available.

\*Only available as part of the trim level Pure Upgrade Pack \*\*Available on Pure models only †Not available on Pure models †Please contact your nearest Land Rover Retailer for availability. The above table is designed as a guide. Please contact your nearest Land Rover Retailer for more information.



ABOVE & BEYOND

CONTENTS

SPECIFICATION

FIND A RETAILER

BUILD YOUR OWN

STEP 5  
CHOOSE YOUR INTERIOR



	1	2	3	4	5	6
COLOURWAYS	DOOR CASING INSERT	DOOR ROLL TOP	FACIA TOPPER	DOOR LOWER	CENTRE STACK SIDE RAILS	FACIA MID-SECTION
(A) Ebony / Ebony	Ebony	Ebony	Ebony	Ebony	Satin Brushed Aluminium*	Ebony
(B) Cirrus / Lunar	Lunar	Cirrus	Lunar	Lunar	Satin Brushed Aluminium	Cirrus
(C) Glacier / Lunar	Lunar	Glacier	Lunar	Lunar	Glacier Brushed Aluminium	Glacier
(D) Almond / Ebony	Ebony	Almond	Ebony	Ebony	Satin Brushed Aluminium	Almond
(E) Tan / Ebony	Tan	Ebony	Ebony	Ebony	Satin Brushed Aluminium	Ebony
(F) Ivory / Ebony	Ebony	Ivory	Ebony	Ebony	Satin Brushed Aluminium	Ivory
(G) Ebony / Ebony with Pimento detail	Ebony	Ebony	Ebony	Ebony	Carmine Red Brushed Aluminium	Ebony
(H) Ebony / Ebony with Cirrus detail	Ebony	Ebony	Ebony	Ebony	Dark Grey Brushed Aluminium	Ebony
(I) Cirrus / Ebony with Ebony detail	Ebony	Cirrus	Ebony	Ebony	Dark Grey Brushed Aluminium	Cirrus

\*Pure models feature centre stack side rails in Ebony paint as standard.  
Interior shown above is HSE Luxury in Glacier/Lunar.

Visit [landrover.com](http://landrover.com) to configure your vehicle online. 75

ENGINE

MODEL

COLOUR

WHEELS

INTERIOR

ACCESSORIES

TECHNICAL DETAILS



ABOVE & BEYOND

CONTENTS

SPECIFICATION

FIND A RETAILER

BUILD YOUR OWN

## AVAILABLE INTERIOR COLOUR COMBINATIONS

The cabin in Discovery Sport embodies the finest of contemporary living. Bold horizontal and vertical lines and superb levels of comfort create a space in which you and your family and friends will want to spend time. A wide range of colourways and seat materials are available to suit all tastes.

**A** **Ebony / Ebony** (available on PURE, SE, HSE and HSE Luxury)



Interior shown: Ebony cloth.

**D** **Almond / Ebony** (available on HSE only)



Interior shown: Almond grained leather.



ENGINE

MODEL

COLOUR

WHEELS

INTERIOR

ACCESSORIES

TECHNICAL DETAILS





ABOVE & BEYOND

CONTENTS

SPECIFICATION

FIND A RETAILER

BUILD YOUR OWN

## STEP 5 CHOOSE YOUR INTERIOR

**B** Cirrus / Lunar (available on SE and HSE)



Interior shown: Cirrus partial leather.

**C** Glacier / Lunar (available on SE and HSE Luxury)



Interior shown: Glacier grained leather.

**E** Tan / Ebony (available on HSE Luxury only)



Interior shown: Tan Windsor leather.

**F** Ivory / Ebony (available on HSE Luxury only)



Interior shown: Ivory Windsor leather.

Visit [landrover.com](http://landrover.com) to configure your vehicle online. 77

ENGINE

MODEL

COLOUR

WHEELS

INTERIOR

ACCESSORIES

TECHNICAL DETAILS



ABOVE & BEYOND

CONTENTS

SPECIFICATION

FIND A RETAILER

BUILD YOUR OWN

## EXCLUSIVE TO DYNAMIC DESIGN PACK

Available exclusively as part of Dynamic Design Pack are a choice of three striking colourways in grained leather on SE Dynamic or Windsor leather on HSE and HSE Luxury Dynamic. The look is augmented by the unique micropiping featured on the seats and headrest.

### G **Ebony / Ebony with Pimento stitching and piping** (available on Dynamic Design Pack only)



Interior shown: Ebony Windsor leather with Pimento stitching and piping.

ENGINE

MODEL

COLOUR

WHEELS

INTERIOR

ACCESSORIES

TECHNICAL DETAILS



ABOVE & BEYOND

CONTENTS

SPECIFICATION

FIND A RETAILER

BUILD YOUR OWN

## STEP 5 CHOOSE YOUR INTERIOR

**H** **Ebony / Ebony with Cirrus stitching and piping**  
(available on Dynamic Design Pack only)



Interior shown: Ebony Windsor leather with Cirrus stitching and piping.

**I** **Cirrus / Ebony with Ebony piping**  
(available on Dynamic Design Pack only)



Interior shown: Cirrus Windsor leather with Ebony piping.

Visit [landrover.com](http://landrover.com) to configure your vehicle online. 79

ENGINE

MODEL

COLOUR

WHEELS

INTERIOR

ACCESSORIES

TECHNICAL DETAILS



ABOVE & BEYOND

CONTENTS

SPECIFICATION

FIND A RETAILER

BUILD YOUR OWN

# 6

## LAND ROVER APPROVED ACCESSORIES



Discovery Sport is so capable and adaptable it can get straight to work across a huge variety of vastly differing conditions and roles. Even so, some owners want to add their own stamp of individuality by tailoring their Discovery Sport to their specific needs with a range of stylish, practical accessories that are tough, versatile and bring an opportunity for personalisation.

Importantly, these accessories can be added at any stage during the vehicle's life – not just when it's new. Naturally, Land Rover Approved Accessories are designed, tested and manufactured to the same exacting standards as the original equipment fitted to your vehicle.





ABOVE & BEYOND

CONTENTS

SPECIFICATION

FIND A RETAILER

BUILD YOUR OWN

## STEP 6 CHOOSE YOUR ACCESSORIES

### DESIGN



Bright Side Tubes\*  
VPLCP0209

Highly Polished Stainless Steel side tubes provide an off-road inspired appearance, designed to complement the vehicle's exterior design.



Stainless Steel Undershield – Front  
VPLCP0212

The off-road designed undershield, manufactured from stainless steel, features a premium Bright Polished finish for the front of the vehicle.



Stainless Steel Undershield – Rear\*\*  
VPLCP0213

The off-road designed undershield, manufactured from stainless steel, features a premium Bright Polished finish for the rear of the vehicle.



Loadspace Organiser  
VPLCS0340

Convenient loadspace organiser provides segregated compartments to stow delicate items or separate shopping/luggage. Featuring lockable lids, it is secured via loadspace 'D' loops.



Sill Treadplates – Illuminated  
VPLCS0286LAA – Lunar  
VPLCS0286PVJ – Ebony (not shown)

Sill treadplates featuring illuminated Discovery script. Supplied as a pair for driver and front passenger sides of the vehicle.



Sill Treadplates – Personalised  
VPLCS0343PVJ – Ebony  
VPLCS0343LAA – Lunar (not shown)

Personalised illuminated treadplates allow you to choose a personalised message using an approved set of fonts/typefaces which will be highlighted in White illumination when the front doors are open.

\*Fitting of side tubes may affect the off-road capability of vehicle \*\*Please contact your nearest Land Rover Retailer for availability.

Visit [accessories.landrover.com](https://accessories.landrover.com) for more information.

81

ENGINE

MODEL

COLOUR

WHEELS

INTERIOR

ACCESSORIES

TECHNICAL DETAILS



ABOVE & BEYOND

CONTENTS

SPECIFICATION

FIND A RETAILER

BUILD YOUR OWN

## TOURING



**Sunshades**  
VPLCS0298 – Second row  
VPLCS0297 – Third row  
VPLCS0296 – Tailgate (not shown)

Easy to install or remove, these sun blinds provide increased comfort helping to protect passengers from heat and glare of the sun. Three versions available for the second row, third row passenger side windows and the rear tailgate.



**Roof Rails\***  
VPLCR0137 – Silver finish (panoramic roof)  
VPLCR0133 – Silver finish (fixed roof)\*\*  
VPLCR0136 – Black finish (panoramic roof)  
VPLCR0132 – Black finish (fixed roof)\*\*  
Roof rails facilitate easy fitment of cross bars for roof carrying. Pre-set positioning points ensure cross bars are fixed in optimum position for weight distribution and dynamics. Maximum payload is 75kg.†

**Cross Bars\***  
VPLCR0131  
Elegant, durable Bright finish aluminium cross bars, with T-track design which utilises the full length of the bars, providing space to mount multiple accessories. Aerodynamic profile minimises drag and wind noise.



**Roof Box\***  
VPLWR0100 – Large Sports Roof Box\*  
VPLVR0061 – Sports Roof Box\* (not shown)  
VPLVR0062 – Luggage Roof Box\* (not shown)

Available in a range of sizes, all versions can be mounted either side for kerbside opening in any country and include integral locks for security and peace of mind. Carrying capacity ranges from 320 litres for the sports box to the 410 litre luggage box or the capacious 430 litre large sports box. Maximum payload 75kg.†



**Loadspace Rails**  
VPLCS0303

Loadspace mounted rails to help increase the flexibility of loadspace stowage, also allowing the fitment of the luggage retention kit storage system. The loadspace retention kit consists of a pack of attachments that fix into the loadspace rails via a quick lock/quick release system to help provide a comprehensive and flexible solution for retaining luggage and other items within the loadspace. The attachment pack includes a retractable strap with inertia reel and telescopic rod.

**Luggage Retention Kit**  
VPLCS0324



**Seat Back Stowage**  
VPLVS0182 – Premium leather  
VPLVS0181 – Standard (not shown)

Manufactured from the same premium leather offered on the vehicle, complemented with soft touch interior lining and magnetic button clasps. Provides convenient stowage solution for the rear of the front seats with multiple compartments for stowing small items.



**iPad® Holder**  
VPLVS0165 – iPad®†  
VPLVS0164 – iPad® 1

iPad® holder with Land Rover branding, mounts securely to the rear of the front seat head restraint posts to face rear seat. Features quick release design allowing iPad® to be fitted/removed quickly and easily.

\*Roof rails and cross bars are required for all Land Rover roof mounted accessories. Objects placed above the roof mounted satellite antenna may reduce the quality of the signal received by the vehicle and could have a detrimental effect on the navigation and satellite radio system, if fitted. \*\*Vehicles with a fixed roof require separate ditch finishers, colour matched to the rails. Part No. Silver – VPLCR0135 and Black – VPLCR0134. †Maximum payload equals the load capacity of the roof mounted accessory. ‡Compatible with 2nd, 3rd and 4th generation iPads®. Not compatible with iPad Air™ or iPad Mini™. iPad® is a registered trademark of Apple Inc., registered in the US and other countries.



ABOVE & BEYOND

CONTENTS

SPECIFICATION

FIND A RETAILER

BUILD YOUR OWN

## STEP 6 CHOOSE YOUR ACCESSORIES

### SPORTING



**Loadspace Liner Tray**  
VPLCS0274  
VPLCS0268 – With luggage divider (not shown)

Semi-rigid waterproof loadspace liner tray with a raised lip on three sides to protect loadspace floor and side wall carpets from dirt or wet equipment.



**Aperture Retention Net**  
VPLCS0267

The aperture retention net prevents small items from falling out of the loadspace when the tailgate is opened and maximises packing space. Manufactured from premium lightweight materials including high grade machined aluminium to ensure robust quality.



**Rear Loadspace Treadplate Finisher**  
VPLCS0287LAA – Lunar  
VPLCS0287PVJ – Ebony (not shown)

Manufactured from stainless steel with a Bright finish, the rear loadspace treadplate finisher provides protection for the loadspace trim when loading or unloading.



**Tow Bar Mounted Bike Carrier**  
VPLVR0067 – Two Bike Carrier\* (LHD)  
VPLVR0066 – Two Bike Carrier\* (RHD)  
VPLVR0069 – Three Bike Carrier\* (LHD) (not shown)  
VPLVR0068 – Three Bike Carrier\* (RHD) (not shown)

The tow bar mounted bike carrier features a one hand, quick attach/release tow bar coupling mechanism and can be tilted away from the vehicle, by use of a foot pedal, to allow easy access into the rear tailgate. The tailgate can be opened with carrier in deployed/folded position. Manufactured from aluminium and other lightweight materials, the bike carrier also features a rear lighting and licence plate mount and it is lockable for security. Maximum load capacity 51kg (on the three bike carrier).



**Towing System – Detachable Tow Bar\*\***  
VPLCT0148

Towing Electrics – 13 Pin†  
VPLCT0182

Convenient and easy to use, the detachable tow bar ensures a clean look when not in use. Offered for vehicles equipped with 5 + 2 seating and reduced section spare wheel.



**Towing System – Fixed Height Flanged Tow Bar\*\***  
VPLCT0142

Towing Electrics – 13 Pin†  
VPLCT0182



**Waterproof Seat Covers**  
VPLCS0291SVA – Front (Almond)  
VPLCS0292SVA / VPLCS0293SVA – Second row / third row (Almond – not shown)

Helps protect seats from mud, dirt, wear and tear. Easily fitted and machine washable.



VPLCS0291PVJ – Front (Ebony)  
VPLCS0292PVJ / VPLCS0293PVJ – Second row / third row (Ebony – not shown)

\*Heat Shield is required for two and three tow bar mounted bike carrier – VPLWR0124.

\*\*Maximum towing capacity 2,500kg and 2,200kg for 5 + 2 seating (capacity dependent upon engine, powertrain variant and seating).

†Towing electrics must be ordered with part shown, please consult your Land Rover Retailer for further information.

Visit [accessories.landrover.com](https://accessories.landrover.com) for more information. 83

ENGINE

MODEL

COLOUR

WHEELS

INTERIOR

ACCESSORIES

TECHNICAL DETAILS



ABOVE & BEYOND

CONTENTS

SPECIFICATION

FIND A RETAILER

BUILD YOUR OWN

## OUTDOOR



Luggage Partition\* – Full Height  
VPLCS0299

Designed to prevent luggage from entering the passenger compartment. The design of the luggage partition has been optimised to second row seating featuring tilt functionality. The luggage partition divider can be fitted to the luggage partition to separate the loadspace into two sections.

Luggage Partition Divider  
VPLCS0301



Luggage Partition – Half Height\*  
VPLCS0300

Designed to prevent luggage from entering the passenger compartment. The design of the luggage partition has been optimised to second row seating featuring tilt functionality.



Loadspace Mat – Rubber  
VPLCS0279

Waterproof rubber mat helps to protect the rear loadspace carpet from general dirt. Rubber mat extension for protection of the back of the rear seats when folded down also available – Part No: VPLCS0273.



Fixed Side Steps\*\*  
VPLCP0210

The side step aids entry and exit to the vehicle and improves access to the roof. Design features include Bright stainless steel edge trim and a rubber tread mat.



Mudflaps  
VPLCP0203 – Front  
VPLCP0204 – Rear  
VPLCP0205 – Rear with 5 + 2 seating

Mudflaps are a popular upgrade for reducing spray and ensuring paintwork is protected from debris and dirt. Designed to complement vehicle exterior design.



Rubber Floor Mats  
VPLCS0281 - LHD  
VPLCS0278 - RHD  
VPLCS0280 – Third row (not shown)

Rubber footwell mats help provide protection from general dirt.



ABOVE & BEYOND

CONTENTS

SPECIFICATION

FIND A RETAILER

BUILD YOUR OWN

## STEP 6 CHOOSE YOUR ACCESSORIES

### OTHER



Mirror Covers – Noble  
VPLCB0251

Noble Plated mirror covers designed to enhance Discovery Sport's exterior design cues. This neat design upgrade complements various Bright finish exterior trims.



Wind Deflectors – Side Windows  
VPLCP0258

Wind deflectors for side windows to help to improve comfort levels in the cabin when driving with windows open, by reducing air turbulence and noise and allowing fresh air to be circulated in the cabin.



Pedestrian Airbag System  
LR067898 – Gloss Black

A Gloss Black finish to the Pedestrian Airbag System is designed to enhance Discovery Sport's exterior design cues. This striking design upgrade complements various exterior trims and paint colours.



Luxury Carpet Mat Set  
VPLCS0282LAA – Lunar – LHD  
VPLCS0283LAA – Lunar – RHD  
VPLCS0282PVJ – Ebony – LHD (not shown)  
VPLCS0283PVJ – Ebony – RHD (not shown)

Luxurious, tailored, deep pile 2.05g/m<sup>2</sup> carpet mat set, with waterproof backing, provide a well appointed finishing touch to the interior.



Gearshift Paddles  
VPLVS0187MMU – Aluminium  
VPLVS0187CAY – Aluminium Red

Complete the look and feel of your steering wheel with premium aluminium paddles. Gearshift paddles are machine polished, anodised and hand brushed to provide exceptional wear resistance with a premium finish.



Sports Pedal Covers  
VPLHS0044 – Automatic Transmission vehicles  
VPLHS0045 – Manual Transmission vehicles (not shown)

Stainless steel Bright finish sports pedal covers are easy to fit and feature hidden fixings for a clean finish.

Visit [accessories.landrover.com](https://accessories.landrover.com) for more information. 85

ENGINE

MODEL

COLOUR

WHEELS

INTERIOR

ACCESSORIES

TECHNICAL DETAILS



ABOVE & BEYOND

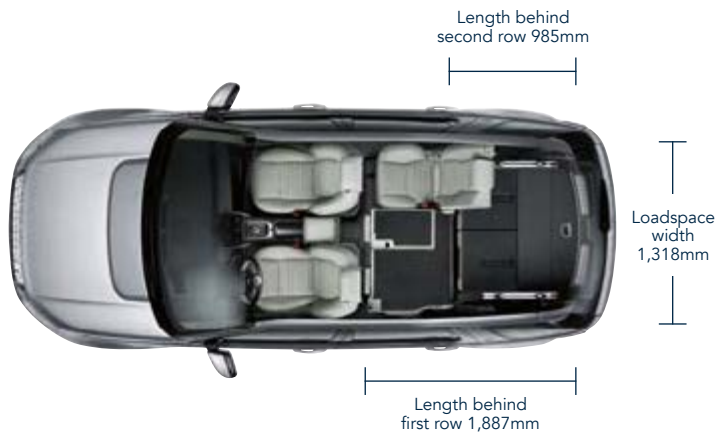
CONTENTS

SPECIFICATION

FIND A RETAILER

BUILD YOUR OWN

## DIMENSIONS AND CAPABILITIES



### Standard Ride Height

With roof antenna 1,724mm

### Headroom

Maximum front headroom with panoramic roof 1,021mm  
Rear headroom 984mm

### Loadspace Capacity

Rear seats upright  
Height 778mm, Width 1,318mm  
Maximum loadspace volume 981 litres  
Loadspace width between arches 1,108mm  
Maximum length at floor 985mm  
Rear seats folded  
Length behind first row 1,887mm  
Length behind second row 985mm  
Height 778mm, Width 1,318mm  
Maximum loadspace volume 1,698.1litres  
Loadspace width between arches 1,108mm  
Maximum length at floor 1,887mm

### Obstacle Clearance

Standard ride height 212mm




### Turning Circle

Kerb-to-kerb 11.6m  
Wall-to-wall 11.86m  
Turns lock-to-lock 2.31

### Wading Depth

Maximum wading depth 600mm



	A	B	C
Ride Height	Standard		
Approach Angle	25°		
Ramp Angle		21°	
Departure Angle			31°





ABOVE & BEYOND

CONTENTS

SPECIFICATION

FIND A RETAILER

BUILD YOUR OWN

## TECHNICAL DETAILS

### TECHNICAL SPECIFICATION, PERFORMANCE AND KEY DATA

	DIESEL						PETROL
	2.0L eD4	2.0L TD4				2.0L Si4	
	MANUAL	MANUAL	MANUAL	MANUAL	AUTOMATIC	AUTOMATIC	AUTOMATIC
	150 E-CAPABILITY	150 E-CAPABILITY	150	180	150	180	240
<b>POWER (PS)</b>							
Seating	5	5	5 / 5 + 2	5 / 5 + 2	5 / 5 + 2	5 / 5 + 2	5 / 5 + 2
<b>ENGINE DATA</b>							
Bore (mm)	83	83	83	83	83	83	87.5
Stroke (mm)	92.35	92.35	92.35	92.35	92.35	92.35	83.1
Compression ratio (:1)	15.5	15.5	15.5	15.5	15.5	15.5	10+/-0.5
<b>BRAKES</b>							
Front type	Single Piston Sliding Caliper	Single Piston Sliding Caliper	Single Piston Sliding Caliper	Single Piston Sliding Caliper	Single Piston Sliding Caliper	Single Piston Sliding Caliper	Single Piston Sliding Caliper
Front diameter (mm)	325	325	325	325	325	325	325
Rear type	Single Piston Sliding Caliper	Single Piston Sliding Caliper	Single Piston Sliding Caliper	Single Piston Sliding Caliper	Single Piston Sliding Caliper	Single Piston Sliding Caliper	Single Piston Sliding Caliper
Rear diameter (mm)	300	300	300	300	300	300	300
Park brake	Electric Park Brake (EPB) integrated into brake caliper						
<b>WEIGHTS (kg)</b>							
Weight from	1,732	1,775	1,775 / 1,874	1,775 / 1,874	1,785 / 1,884	1,785 / 1,884	1,759 / 1,859
Gross vehicle weight	2,380	2,505	2,505 / 2,660	2,505 / 2,660	2,505 / 2,660	2,505 / 2,660	2,505 / 2,620
Maximum mass on each axle (front)	1,250	1,340	1,340 / 1,310	1,340 / 1,310	1,340 / 1,310	1,340 / 1,310	1,340 / 1,310
Maximum mass on each axle (rear)	1,200	1,270	1,270 / 1,430	1,270 / 1,430	1,270 / 1,430	1,270 / 1,430	1,270 / 1,430
<b>TOWING (kg)</b>							
Unbraked trailer	750	750	750	750	750	750	750
Maximum towing	1,800	2,000	2,000	2,000 / 2,000	2,200 / 2,200	2,500 / 2,200	2,000 / 2,000
Maximum coupling point / nose weight	100	100	100 / 100	100 / 100	100 / 100	100 / 100	100 / 100
Maximum vehicle and trailer combination / gross train weight	4,180	4,505	4,505 / 4,660	4,505 / 4,660	4,705 / 4,860	5,005 / 4,860	4,505 / 4,620
<b>ROOF CARRYING (kg)</b>							
Maximum roof load (including roof rails)	75	75	75	75	75	75	75
<b>PERFORMANCE</b>							
Maximum speed (kph / mph)*	180 / 112	180 / 112	180 / 112	188 / 117	180 / 112	188 / 117	200 / 124
Acceleration (secs) 0-100kph*	10.6	11.7	11.7	9.9	10.3	8.9	8.2
Acceleration (secs) 0-60mph*	10	11	11	9.4	9.7	8.4	7.8
Fuel tank capacity – usable	54	54	54	54	54	54	70

■ Standard – Not Available.

\*Always obey local speed limits.

Visit [landrover.com](http://landrover.com) for more information.

87

ENGINE

MODEL

COLOUR

WHEELS

INTERIOR

ACCESSORIES

TECHNICAL DETAILS



ABOVE & BEYOND

CONTENTS

SPECIFICATION

FIND A RETAILER

BUILD YOUR OWN

## A WORLD OF LAND ROVER



### LAND ROVER EXPERIENCE

Ever since its inception, Land Rover has been ready for anything. Its legendary capability has seen it tackle the most demanding of terrains, in the most difficult conditions. Its versatile interior has become synonymous with comfort and greater loadspace. And its 'can do' attitude has made it the most welcome of vehicles across the globe.

You can be part of the Land Rover story at one of our Land Rover Experience Centres. You can see how each and every one of these iconic vehicles is built. You can take one out onto off-road tracks where your driving skills will be put to the test. Or you can go even further on one of our Adventure Travel holidays to such countries as Tanzania, Iceland or Morocco.

Adventure awaits.

For more information, visit [landrover.com/experiences](http://landrover.com/experiences)



### LAND ROVER ONELIFE

Onelife, the award-winning Land Rover magazine, is published twice a year and reaches customers in 40 countries. Each issue is filled with the latest Land Rover news and vehicles, insights into the technology and design that shape each vehicle, inspirational journeys and opinions from international experts.



### LAND ROVER FINANCIAL SERVICES

Getting the keys to your very own Land Rover has never been so simple. And it's more affordable than you might think. New or used, for personal or business use, we have an option that puts you in complete control. Please speak to your nearest Land Rover Retailer to find out more.

### FLEET & BUSINESS

Land Rover is dedicated to being the premium manufacturer of choice for fleets and businesses, by providing a highly attractive range of vehicles and exemplary customer service.

Distinctive, capable and versatile, all Land Rover vehicles deliver low total cost of ownership through strong residual values, competitive service, maintenance and repair costs, and impressive fuel economy and CO<sub>2</sub> emissions.

We are also committed to providing a totally customer-focused aftersales service, which will ensure every Land Rover vehicle is kept on the road and in top condition, in the easiest and most cost-efficient way for businesses.

For more information, visit [landrover.com/fleet-and-business](http://landrover.com/fleet-and-business)







ABOVE & BEYOND

CONTENTS

SPECIFICATION

FIND A RETAILER

BUILD YOUR OWN



### LAND ROVER COLLECTION

The vehicle is just the beginning. The latest Land Rover Collection is now available for you to discover.

A meticulous attention to detail doesn't stop with our vehicles. You'll find the same level of craftsmanship in all of our clothing, travel items and premium gift ideas. So whether you're shopping for yourself or a loved one, you know the quality is assured.

The Land Rover Collection includes ladies and gents clothing, an extensive range of small leather goods such as wallets, portfolios, iPad and iPhone cases along with briefcases and weekender bags. A range of cufflinks and ladies silk scarves add a luxury feel to the collection. There's a kids collection too, with colourful fun clothing, caps and replica model vehicles for them to enjoy.

Please contact your nearest Land Rover Retailer for more information.



### ROADSIDE ASSISTANCE

Land Rover Assistance provides assistance in motoring emergencies, from immobilisation due to breakdown or accident to minor problems such as punctures. You can rely on our roadside assistance, whatever the situation, wherever you happen to be.

For further details please consult your Warranty Benefits handbook, contact your nearest Land Rover Approved Service Centre or visit [landrover.com/ownership](http://landrover.com/ownership)

**IMPORTANT NOTICE:** Jaguar Land Rover Limited is constantly seeking ways to improve the specification, design and production of its vehicles and alterations take place continually. Whilst every effort is made to produce up to date literature, this brochure should not be regarded as an infallible guide to current specifications, nor does it constitute an offer for the sale of any particular vehicle. Distributors and Retailers are not agents of Jaguar Land Rover Limited by any express or implied undertaking or representation.

All Land Rover Approved Accessories fitted by a Land Rover Retailer within one month or 1,600 kilometres/1,000 miles (whichever occurs first) of the handover of a new registered vehicle will benefit from the same warranty terms and period of cover as the vehicle warranty. Accessories purchased outside of these parameters will be subject to a 12 month unlimited mileage warranty. All Land Rover Approved Accessories are rigorously tested to the same exacting standards as those applied to our vehicles. Performance in extreme hot and cold temperatures, corrosion resistance, impact and airbag deployment highlight some of the exhaustive product testing carried out to ensure accessories are both durable and importantly, continue to comply with current legislation. Some of the accessories featured are not available on all models. Please consult your nearest Land Rover Retailer for more information.

All our accessories are designed to be an integral part of Land Rover vehicles. While many items such as roof carriers are simple to fit, some products require specialist tools and diagnostic equipment to ensure correct integration with the vehicle structure and electrical systems. These products vary from market to market, please consult your Land Rover Retailer who will be pleased to advise you on current specifications and any query you may have.

The colours reproduced here are subject to the limitations of the printing process and may therefore vary slightly from the actual vehicle. The company reserves the right to alter or withdraw any colour finish without notice. Some of these colours may not be obtainable in your country. Please check availability of colours and current specifications with your Land Rover Retailer. Distributors and retailers are not agents of Jaguar Land Rover Limited and have absolutely no authority to bind Jaguar Land Rover Limited to any express or implied undertaking or representation.

Castrol EDGE Professional exclusively recommended by Land Rover.



**Jaguar Land Rover Limited** Registered Office:  
Abbey Road, Whitley, Coventry CV3 4LF  
United Kingdom.

Registered in England: Number 1672070

[landrover.com](http://landrover.com)

© Jaguar Land Rover Limited 2016.  
Publication Number: LRML5211/16

iPad and iPhone are trademarks of Apple Inc, registered in the US and other countries.





ABOVE & BEYOND

[CONTENTS](#)

[SPECIFICATION](#)

[FIND A RETAILER](#)

[BUILD YOUR OWN](#)

