


Certificate Page

Sidney Avenue Sewer Repair Project
(From Dekalb to Kitsap)

The civil and structural engineering material and data contained in the Plans and Specifications were prepared under the supervision and direction of the undersigned, whose seal(s) as a registered professional engineer is/are affixed below.

Recommended for approval:





Assistant City Engineer
Kenneth C. Hammer, PE

Approved:



Public Works Director/ City Engineer
Mark R. Dorsey, PE

CONTENTS

PAGE

1
2
3
4
5 INTRODUCTION ----- 1
6 **AMENDMENTS TO THE STANDARD SPECIFICATIONS**
7 **SPECIAL PROVISIONS**
8 **DIVISION 1**
9 **GENERAL REQUIREMENTS**
10 Definitions----- 1
11 BID PROCEDURES AND CONDITIONS ----- 3
12 BID PROCEDURES AND CONDITIONS ----- 3
13 Supplemental Qualifications Criteria----- 4
14 Plans and Specifications ----- 4
15 Proposal Forms----- 4
16 Preparation of Proposal ----- 5
17 Bid Deposit ----- 5
18 Withdrawing, Revising, or Supplementing Proposal----- 5
19 Irregular Proposals----- 6
20 Disqualification of Bidders----- 7
21 Pre Award Information ----- 10
22 **AWARD AND EXECUTION OF CONTRACT** ----- 10
23 Consideration of Bids ----- 11
24 Execution of Contract ----- 11
25 Contract Bond----- 11
26 Retainage in Lieu of Contract Bond----- 12
27 **SCOPE OF THE WORK** ----- 13
28 Coordination of Contract Documents, Plans, Special Provisions, ----- 13
29 **CONTROL OF WORK**----- 13
30 Contractor Surveying----- 13
31 Removal of Defective and Unauthorized Work----- 14
32 Final Inspection----- 14
33 Superintendents, Labor and Equipment of Contractor ----- 16
34 Method of Serving Notices ----- 16
35 Water and Power ----- 16

1	CONTROL OF MATERIAL -----	17
2	LEGAL RELATIONS AND RESPONSIBILITIES TO THE PUBLIC -----	17
3	Laws to be Observed-----	17
4	Confined Space-----	17
5	State Sales Tax -----	18
6	Sanitation -----	19
7	Health Hazards -----	19
8	Environmental Regulations -----	20
9	Confined Space-----	20
10	Utilities and Similar Facilities -----	20
11	Public Convenience and Safety -----	21
12	Construction Under Traffic -----	21
13	Rights of Way -----	22
14	PROSECUTION AND PROGRESS -----	22
15	Prosecution of Work-----	23
16	Notice to Proceed and Prosecution of Work-----	23
17	Time For Completion -----	23
18	MEASUREMENT AND PAYMENT-----	23
19	TEMPORARY TRAFFIC CONTROL -----	23
20	Temporary Traffic Control -----	23
21	Measurement -----	24
22	Payment-----	24
23		
24	DIVISION 2 EARTHWORK	
25	REMOVAL OF STRUCTURES AND OBSTRUCTIONS-----	24
26	Description-----	24
27	Construction Requirements-----	24
28	Removal of Obstructions -----	25
29	Measurement -----	25
30	Payment-----	25
31	ROADWAY EXCAVATION AND EMBANKMENT -----	25
32	STRUCTURE EXCAVATION-----	25
33	Structural Excavation-----	25

1		
2		
	DIVISION 4	
	BASES	
3	BALLAST AND CRUSHED SURFACING-----	26
4	Ballast and Crushed Surfacing-----	26
5		
6	DIVISION 5	
	SURFACE TREATMENTS AND PAVEMENTS	
7	CEMENT CONCRETE PAVEMENT REHABILITATION-----	27
8	Cement Concrete Pavement Rehabilitation-----	27
9	HOT MIX ASPHALT-----	27
10	Hot Mix Asphalt-----	27
11	Removal of Obstructions-----	56
12		
13	DIVISION 7	
14	DRAINAGE STRUCTURES, STORM SEWERS, SANITARY	
	SEWERS, WATER MAINS, AND CONDUITS	
15	Manholes, Inlets, Catch Basins, and Drywells-----	56
16	Manholes, Inlets, Catch Basins, and Drywells-----	57
17	Sanitary Sewers-----	58
18	Side Sewers-----	59
19	Cured In Place Pipe Sewer Main Repair-----	59
20		

1 **INTRODUCTION TO THE SPECIAL PROVISIONS**

2
3 *(August 14, 2013 APWA GSP)*

4
5 The work on this project shall be accomplished in accordance with the *Standard Specifications*
6 *for Road, Bridge and Municipal Construction*, 2020 edition, as issued by the Washington State
7 Department of Transportation (WSDOT) and the American Public Works Association (APWA),
8 Washington State Chapter (hereafter "Standard Specifications"). The Standard
9 Specifications, as modified or supplemented by the Amendments to the Standard
10 Specifications and these Special Provisions, all of which are made a part of the Contract
11 Documents, shall govern all of the Work.

12
13 These Special Provisions are made up of both General Special Provisions (GSPs) from
14 various sources, which may have project-specific fill-ins; and project-specific Special
15 Provisions. Each Provision either supplements, modifies, or replaces the comparable
16 Standard Specification, or is a new Provision. The deletion, amendment, alteration, or addition
17 to any subsection or portion of the Standard Specifications is meant to pertain only to that
18 particular portion of the section, and in no way should it be interpreted that the balance of the
19 section does not apply.

20
21 The project-specific Special Provisions are not labeled as such. The GSPs are labeled under
22 the headers of each GSP, with the effective date of the GSP and its source. For example:

23
24 *(March 8, 2013 APWA GSP)*

25 *(April 1, 2013 WSDOT GSP)*

26
27 Also incorporated into the Contract Documents by reference are:

- 28 • *Manual on Uniform Traffic Control Devices for Streets and Highways*, currently adopted
29 edition, with Washington State modifications, if any
- 30 • *Standard Plans for Road, Bridge and Municipal Construction*, WSDOT/APWA, current
31 edition
- 32 • City of Port Orchard Engineering Standards, current edition

33
34 Contractor shall obtain copies of these publications, at Contractor's own expense.

35
36
37 **Division 1**
38 **General Requirements**

39
40 **1-01.3 Definitions**
41 *(January 4, 2016 APWA GSP)*

42
43 Delete the heading **Completion Dates** and the three paragraphs that follow it, and replace
44 them with the following:

45
46 **Dates**

47 ***Bid Opening Date***

48 The date on which the Contracting Agency publicly opens and reads the Bids.

1 **Award Date**
2 The date of the formal decision of the Contracting Agency to accept the lowest
3 responsible and responsive Bidder for the Work.

4 **Contract Execution Date**
5 The date the Contracting Agency officially binds the Agency to the Contract.

6 **Notice to Proceed Date**
7 The date stated in the Notice to Proceed on which the Contract time begins.

8 **Substantial Completion Date**
9 The day the Engineer determines the Contracting Agency has full and unrestricted
10 use and benefit of the facilities, both from the operational and safety standpoint, any
11 remaining traffic disruptions will be rare and brief, and only minor incidental work,
12 replacement of temporary substitute facilities, plant establishment periods, or
13 correction or repair remains for the Physical Completion of the total Contract.

14 **Physical Completion Date**
15 The day all of the Work is physically completed on the project. All documentation
16 required by the Contract and required by law does not necessarily need to be
17 furnished by the Contractor by this date.

18 **Completion Date**
19 The day all the Work specified in the Contract is completed and all the obligations of
20 the Contractor under the contract are fulfilled by the Contractor. All documentation
21 required by the Contract and required by law must be furnished by the Contractor
22 before establishment of this date.

23 **Final Acceptance Date**
24 The date on which the Contracting Agency accepts the Work as complete.

25
26 Supplement this Section with the following:

27
28 All references in the Standard Specifications, Amendments, or WSDOT General Special
29 Provisions, to the terms "Department of Transportation", "Washington State
30 Transportation Commission", "Commission", "Secretary of Transportation", "Secretary",
31 "Headquarters", and "State Treasurer" shall be revised to read "Contracting Agency".

32
33 All references to the terms "State" or "state" shall be revised to read "Contracting
34 Agency" unless the reference is to an administrative agency of the State of Washington,
35 a State statute or regulation, or the context reasonably indicates otherwise.

36
37 All references to "State Materials Laboratory" shall be revised to read "Contracting
38 Agency designated location".

39
40 All references to "final contract voucher certification" shall be interpreted to mean the
41 Contracting Agency form(s) by which final payment is authorized, and final completion
42 and acceptance granted.

43
44 **Additive**
45 A supplemental unit of work or group of bid items, identified separately in the Bid
46 Proposal, which may, at the discretion of the Contracting Agency, be awarded in addition
47 to the base bid.

48

1 **Alternate**
2 One of two or more units of work or groups of bid items, identified separately in the Bid
3 Proposal, from which the Contracting Agency may make a choice between different
4 methods or material of construction for performing the same work.

5
6 **Business Day**
7 A business day is any day from Monday through Friday except holidays as listed in
8 Section 1-08.5.

9
10 **Contract Bond**
11 The definition in the Standard Specifications for "Contract Bond" applies to whatever
12 bond form(s) are required by the Contract Documents, which may be a combination of a
13 Payment Bond and a Performance Bond.

14
15 **Contract Documents**
16 See definition for "Contract".

17
18 **Contract Time**
19 The period of time established by the terms and conditions of the Contract within which
20 the Work must be physically completed.

21
22 **Notice of Award**
23 The written notice from the Contracting Agency to the successful Bidder signifying the
24 Contracting Agency's acceptance of the Bid Proposal.

25
26 **Notice to Proceed**
27 The written notice from the Contracting Agency or Engineer to the Contractor authorizing
28 and directing the Contractor to proceed with the Work and establishing the date on which
29 the Contract time begins.

30
31 **Traffic**
32 Both vehicular and non-vehicular traffic, such as pedestrians, bicyclists, wheelchairs, and
33 equestrian traffic.

34
35 **Bid Procedures and Conditions**

36
37 **1-02 BID PROCEDURES AND CONDITIONS**

38
39 **1-02.1 Prequalification of Bidders**

40
41 Delete this section and replace it with the following:

42
43 **1-02.1 Qualifications of Bidder**
44 *(January 24, 2011 APWA GSP)*

45
46 Before award of a public works contract, a bidder must meet at least the minimum
47 qualifications of RCW 39.04.350(1) to be considered a responsible bidder and qualified to
48 be awarded a public works project.

49
50 Add the following new section:

1
2
3
4
5
6
7
8
9
10
11
12
13
14
15
16
17
18
19
20
21
22

1-02.1(1) Supplemental Qualifications Criteria
(July 31, 2017 APWA GSP; requires pre-approval on FHWA funded projects, through WSDOT/Local Programs)

In addition, the Contracting Agency has established Contracting Agency-specific and/or project-specific supplemental criteria, in accordance with RCW 39.04.350(3), for determining Bidder responsibility, including the basis for evaluation and the deadline for appealing a determination that a Bidder is not responsible. These criteria are contained in Section 1-02.14 Option C of these Special Provisions.

1-02.2 Plans and Specifications
(June 27, 2011 APWA GSP)

Delete this section and replace it with the following:

Information as to where Bid Documents can be obtained or reviewed can be found in the Call for Bids (Advertisement for Bids) for the work.

After award of the contract, plans and specifications will be issued to the Contractor at no cost as detailed below:

To Prime Contractor	No. of Sets	Basis of Distribution
Reduced plans (11" x 17")	1	Furnished automatically upon award.
Contract Provisions	1	Furnished automatically upon award.
Large plans (e.g., 22" x 34")	N/A	Furnished only upon request.

23
24
25
26

Additional plans and Contract Provisions may be obtained by the Contractor from the source stated in the Call for Bids, at the Contractor's own expense.

1-02.5 Proposal Forms
(July 31, 2017 APWA GSP)

Delete this section and replace it with the following:

The Proposal Form will identify the project and its location and describe the work. It will also list estimated quantities, units of measurement, the items of work, and the materials to be furnished at the unit bid prices. The bidder shall complete spaces on the proposal form that call for, but are not limited to, unit prices; extensions; summations; the total bid amount; signatures; date; and, where applicable, retail sales taxes and acknowledgment of addenda; the bidder's name, address, telephone number, and signature; the bidder's UDBE/DBE/M/WBE commitment, if applicable; a State of Washington Contractor's Registration Number; and a Business License Number, if applicable. Bids shall be completed by typing or shall be printed in ink by hand, preferably in black ink. The required certifications are included as part of the Proposal Form.

41

1
2 The Contracting Agency reserves the right to arrange the proposal forms with alternates
3 and additives, if such be to the advantage of the Contracting Agency. The bidder shall
4 bid on all alternates and additives set forth in the Proposal Form unless otherwise
5 specified.
6

7 **Preparation of Proposal**

8
9 The fourth paragraph of Section 1-02.6 is revised to read:

10
11 (August 2, 2004)

12 The fifth and sixth paragraphs of Section 1-02.6 are deleted.
13

14 **1-02.7 Bid Deposit**

15 *(March 8, 2013 APWA GSP)*
16

17 Supplement this section with the following:
18

19 Bid bonds shall contain the following:

- 20 1. Contracting Agency-assigned number for the project;
- 21 2. Name of the project;
- 22 3. The Contracting Agency named as obligee;
- 23 4. The amount of the bid bond stated either as a dollar figure or as a percentage which
24 represents five percent of the maximum bid amount that could be awarded;
- 25 5. Signature of the bidder's officer empowered to sign official statements. The signature
26 of the person authorized to submit the bid should agree with the signature on the
27 bond, and the title of the person must accompany the said signature;
- 28 6. The signature of the surety's officer empowered to sign the bond and the power of
29 attorney.
30

31 If so stated in the Contract Provisions, bidder must use the bond form included in the
32 Contract Provisions.
33

34 If so stated in the Contract Provisions, cash will not be accepted for a bid deposit.
35

36 **1-02.10 Withdrawing, Revising, or Supplementing Proposal**

37 *(July 23, 2015 APWA GSP)*
38

39 Delete this section, and replace it with the following:
40

41 After submitting a physical Bid Proposal to the Contracting Agency, the Bidder may
42 withdraw, revise, or supplement it if:

- 43 1. The Bidder submits a written request signed by an authorized person and
44 physically delivers it to the place designated for receipt of Bid Proposals, and
45 2. The Contracting Agency receives the request before the time set for receipt of
46 Bid Proposals, and
47 3. The revised or supplemented Bid Proposal (if any) is received by the Contracting
48 Agency before the time set for receipt of Bid Proposals.
49
50

1 If the Bidder's request to withdraw, revise, or supplement its Bid Proposal is received
2 before the time set for receipt of Bid Proposals, the Contracting Agency will return the
3 unopened Proposal package to the Bidder. The Bidder must then submit the revised or
4 supplemented package in its entirety. If the Bidder does not submit a revised or
5 supplemented package, then its bid shall be considered withdrawn.
6

7 Late revised or supplemented Bid Proposals or late withdrawal requests will be date
8 recorded by the Contracting Agency and returned unopened. Mailed, emailed, or faxed
9 requests to withdraw, revise, or supplement a Bid Proposal are not acceptable.
10

11 **1-02.13 Irregular Proposals**
12 *(December 19, 2019 APWA GSP)*
13

14 Delete this section and replace it with the following:
15

- 16 1. A Proposal will be considered irregular and will be rejected if:
 - 17 a. The Bidder is not prequalified when so required;
 - 18 b. The authorized Proposal form furnished by the Contracting Agency is not
19 used or is altered;
 - 20 c. The completed Proposal form contains any unauthorized additions, deletions,
21 alternate Bids, or conditions;
 - 22 d. The Bidder adds provisions reserving the right to reject or accept the award,
23 or enter into the Contract;
 - 24 e. A price per unit cannot be determined from the Bid Proposal;
 - 25 f. The Proposal form is not properly executed;
 - 26 g. The Bidder fails to submit or properly complete a Subcontractor list, if
27 applicable, as required in Section 1-02.6;
 - 28 h. The Bidder fails to submit or properly complete an Underutilized
29 Disadvantaged Business Enterprise Certification, if applicable, as required in
30 Section 1-02.6;
 - 31 i. The Bidder fails to submit written confirmation from each UDBE firm listed on
32 the Bidder's completed UDBE Utilization Certification that they are in
33 agreement with the bidder's UDBE participation commitment, if applicable, as
34 required in Section 1-02.6, or if the written confirmation that is submitted fails
35 to meet the requirements of the Special Provisions;
 - 36 j. The Bidder fails to submit UDBE Good Faith Effort documentation, if
37 applicable, as required in Section 1-02.6, or if the documentation that is
38 submitted fails to demonstrate that a Good Faith Effort to meet the Condition
39 of Award was made;
 - 40 k. The Bidder fails to submit a UDBE Bid Item Breakdown form, if applicable, as
41 required in Section 1-02.6, or if the documentation that is submitted fails to
42 meet the requirements of the Special Provisions;
 - 43 l. The Bidder fails to submit UDBE Trucking Credit Forms, if applicable, as
44 required in Section 1-02.6, or if the documentation that is submitted fails to
45 meet the requirements of the Special Provisions;
 - 46 m. The Bid Proposal does not constitute a definite and unqualified offer to meet
47 the material terms of the Bid invitation; or
 - 48 n. More than one Proposal is submitted for the same project from a Bidder
49 under the same or different names.
- 50 2. A Proposal may be considered irregular and may be rejected if:
 - 51 a. The Proposal does not include a unit price for every Bid item;
 - 52

- 1 b. Any of the unit prices are excessively unbalanced (either above or below the
- 2 amount of a reasonable Bid) to the potential detriment of the Contracting
- 3 Agency;
- 4 c. Receipt of Addenda is not acknowledged;
- 5 d. A member of a joint venture or partnership and the joint venture or
- 6 partnership submit Proposals for the same project (in such an instance, both
- 7 Bids may be rejected); or
- 8 e. If Proposal form entries are not made in ink.

9
10 **1-02.14 Disqualification of Bidders**
11 *(May 17, 2018 APWA GSP, Option C)*

12 Delete this section and replace it with the following:

13
14
15 A Bidder will be deemed not responsible if the Bidder does not meet the mandatory

16 bidder responsibility criteria in RCW 39.04.350(1), as amended; or does not meet

17 Supplemental Criteria 1-8 in this Section:

18
19 The Contracting Agency will verify that the Bidder meets the mandatory bidder

20 responsibility criteria in RCW 39.04.350(1), and Supplemental Criteria 1-2. Evidence

21 that the Bidder meets Supplemental Criteria 3-8 shall be provided by the Bidder as stated

22 later in this Section.

23

24 1. **Delinquent State Taxes**

25
26 A. Criterion: The Bidder shall not owe delinquent taxes to the Washington State

27 Department of Revenue without a payment plan approved by the Department

28 of Revenue.

29
30 B. Documentation: The Bidder, if and when required as detailed below, shall sign

31 a statement (on a form to be provided by the Contracting Agency) that the

32 Bidder does not owe delinquent taxes to the Washington State Department of

33 Revenue, or if delinquent taxes are owed to the Washington State Department

34 of Revenue, the Bidder must submit a written payment plan approved by the

35 Department of Revenue, to the Contracting Agency by the deadline listed

36 below.

37
38 2. **Federal Debarment**

39
40 A. Criterion: The Bidder shall not currently be debarred or suspended by the

41 Federal government.

42
43 B. Documentation: The Bidder shall not be listed as having an "active exclusion"

44 on the U.S. government's "System for Award Management" database

45 (www.sam.gov).

46
47 3. **Subcontractor Responsibility**

48
49 A. Criterion: The Bidder's standard subcontract form shall include the

50 subcontractor responsibility language required by RCW 39.06.020, and the

51 Bidder shall have an established procedure which it utilizes to validate the

52 responsibility of each of its subcontractors. The Bidder's subcontract form shall

1
2
3
4
5
6
7
8
9
10
11
12
13
14
15
16
17
18
19
20
21
22
23
24
25
26
27
28
29
30
31
32
33
34
35
36
37
38
39
40
41
42
43
44
45
46
47
48
49
50
51
52

also include a requirement that each of its subcontractors shall have and document a similar procedure to determine whether the sub-tier subcontractors with whom it contracts are also “responsible” subcontractors as defined by RCW 39.06.020.

B. Documentation: The Bidder, if and when required as detailed below, shall submit a copy of its standard subcontract form for review by the Contracting Agency, and a written description of its procedure for validating the responsibility of subcontractors with which it contracts.

4. **Claims Against Retainage and Bonds**

A. Criterion: The Bidder shall not have a record of excessive claims filed against the retainage or payment bonds for public works projects in the three years prior to the bid submittal date, that demonstrate a lack of effective management by the Bidder of making timely and appropriate payments to its subcontractors, suppliers, and workers, unless there are extenuating circumstances and such circumstances are deemed acceptable to the Contracting Agency.

B. Documentation: The Bidder, if and when required as detailed below, shall submit a list of the public works projects completed in the three years prior to the bid submittal date that have had claims against retainage and bonds and include for each project the following information:

- Name of project
- The owner and contact information for the owner;
- A list of claims filed against the retainage and/or payment bond for any of the projects listed;
- A written explanation of the circumstances surrounding each claim and the ultimate resolution of the claim.

5. **Public Bidding Crime**

A. Criterion: The Bidder and/or its owners shall not have been convicted of a crime involving bidding on a public works contract in the five years prior to the bid submittal date.

B. Documentation: The Bidder, if and when required as detailed below, shall sign a statement (on a form to be provided by the Contracting Agency) that the Bidder and/or its owners have not been convicted of a crime involving bidding on a public works contract.

6. **Termination for Cause / Termination for Default**

A. Criterion: The Bidder shall not have had any public works contract terminated for cause or terminated for default by a government agency in the five years prior to the bid submittal date, unless there are extenuating circumstances and such circumstances are deemed acceptable to the Contracting Agency.

B. Documentation: The Bidder, if and when required as detailed below, shall sign a statement (on a form to be provided by the Contracting Agency) that the Bidder has not had any public works contract terminated for cause or

1 terminated for default by a government agency in the five years prior to the bid
2 submittal date; or if Bidder was terminated, describe the circumstances.
3

4 **7. Lawsuits**
5

6 A. Criterion: The Bidder shall not have lawsuits with judgments entered against
7 the Bidder in the five years prior to the bid submittal date that demonstrate a
8 pattern of failing to meet the terms of contracts, unless there are extenuating
9 circumstances and such circumstances are deemed acceptable to the
10 Contracting Agency.
11

12 B. Documentation: The Bidder, if and when required as detailed below, shall sign
13 a statement (on a form to be provided by the Contracting Agency) that the
14 Bidder has not had any lawsuits with judgments entered against the Bidder in
15 the five years prior to the bid submittal date that demonstrate a pattern of failing
16 to meet the terms of contracts, or shall submit a list of all lawsuits with
17 judgments entered against the Bidder in the five years prior to the bid submittal
18 date, along with a written explanation of the circumstances surrounding each
19 such lawsuit. The Contracting Agency shall evaluate these explanations to
20 determine whether the lawsuits demonstrate a pattern of failing to meet of
21 terms of construction related contracts.
22

23 **8. Cast In Place Pipe Experience**
24

25 A. Criterion: The CIPP installer shall meet or exceed requirements for having
26 recently completed similar projects, have key personnel meeting minimum
27 experience, and have ISO certification.
28

29 B. Documentation: Submit the following:

- 30 o Proof of five similar projects completed in the past three years. (included in
31 this experience shall be a sufficient quantity of installations in the sizes
32 proposed for this project).
- 33 o Proof that key personnel have at least 100,000 linear feet and/or 300 line
34 sections of successful experience
- 35 o Proof of "ISO" Certification.
36

37 As evidence that the Bidder meets the Supplemental Responsibility Criteria stated
38 above, the apparent low Bidder must submit to the Contracting Agency by 12:00 P.M.
39 (noon) of the second business day following the bid submittal deadline, a written
40 statement verifying that the Bidder meets the Supplemental Criteria together with
41 supporting documentation (sufficient in the sole judgment of the Contracting Agency)
42 demonstrating compliance with the Supplemental Responsibility Criteria. The
43 Contracting Agency reserves the right to request further documentation as needed from
44 the low bidder and documentation from other Bidders as well to assess Bidder
45 responsibility and compliance with all bidder responsibility criteria. The Contracting
46 Agency also reserves the right to obtain information from third-parties and independent
47 sources of information concerning a Bidder's compliance with the mandatory and
48 supplemental criteria, and to use that information in their evaluation. The Contracting
49 Agency may consider mitigating factors in determining whether the Bidder complies with
50 the requirements of the Supplemental Criteria.
51

1 The basis for evaluation of Bidder compliance with these mandatory and Supplemental
2 Criteria shall include any documents or facts obtained by Contracting Agency (whether
3 from the Bidder or third parties) including but not limited to: (i) financial, historical, or
4 operational data from the Bidder; (ii) information obtained directly by the Contracting
5 Agency from others for whom the Bidder has worked, or other public agencies or private
6 enterprises; and (iii) any additional information obtained by the Contracting Agency
7 which is believed to be relevant to the matter.

8
9 If the Contracting Agency determines the Bidder does not meet the bidder responsibility
10 criteria above and is therefore not a responsible Bidder, the Contracting Agency shall
11 notify the Bidder in writing, with the reasons for its determination. If the Bidder disagrees
12 with this determination, it may appeal the determination within two (2) business days of
13 the Contracting Agency's determination by presenting its appeal and any additional
14 information to the Contracting Agency. The Contracting Agency will consider the appeal
15 and any additional information before issuing its final determination. If the final
16 determination affirms that the Bidder is not responsible, the Contracting Agency will not
17 execute a contract with any other Bidder until at least two business days after the Bidder
18 determined to be not responsible has received the Contracting Agency's final
19 determination.

20
21 Request to Change Supplemental Bidder Responsibility Criteria Prior To Bid: Bidders
22 with concerns about the relevancy or restrictiveness of the Supplemental Bidder
23 Responsibility Criteria may make or submit requests to the Contracting Agency to modify
24 the criteria. Such requests shall be in writing, describe the nature of the concerns, and
25 propose specific modifications to the criteria. Bidders shall submit such requests to the
26 Contracting Agency no later than five (5) business days prior to the bid submittal deadline
27 and address the request to the Project Engineer or such other person designated by the
28 Contracting Agency in the Bid Documents.

29
30 **1-02.15 Pre Award Information**
31 *(August 14, 2013 APWA GSP)*

32
33 Revise this section to read:

- 34
35 Before awarding any contract, the Contracting Agency may require one or more of these
36 items or actions of the apparent lowest responsible bidder:
- 37 1. A complete statement of the origin, composition, and manufacture of any or all
38 materials to be used,
 - 39 2. Samples of these materials for quality and fitness tests,
 - 40 3. A progress schedule (in a form the Contracting Agency requires) showing the order
41 of and time required for the various phases of the work,
 - 42 4. A breakdown of costs assigned to any bid item,
 - 43 5. Attendance at a conference with the Engineer or representatives of the Engineer,
 - 44 6. Obtain, and furnish a copy of, a business license to do business in the city or county
45 where the work is located.
 - 46 7. Any other information or action taken that is deemed necessary to ensure that the
47 bidder is the lowest responsible bidder.

48
49
50 **Award and Execution of Contract**
51

1 **1-03.1 Consideration of Bids**

2 *(January 23, 2006 APWA GSP)*

3
4 Revise the first paragraph to read:

5
6 After opening and reading proposals, the Contracting Agency will check them for
7 correctness of extensions of the prices per unit and the total price. If a discrepancy exists
8 between the price per unit and the extended amount of any bid item, the price per unit will
9 control. If a minimum bid amount has been established for any item and the bidder's unit
10 or lump sum price is less than the minimum specified amount, the Contracting Agency will
11 unilaterally revise the unit or lump sum price, to the minimum specified amount and
12 recalculate the extension. The total of extensions, corrected where necessary, including
13 sales taxes where applicable and such additives and/or alternates as selected by the
14 Contracting Agency, will be used by the Contracting Agency for award purposes and to fix
15 the Awarded Contract Price amount and the amount of the contract bond.
16

17 **1-03.3 Execution of Contract**

18 *(October 1, 2005 APWA GSP)*

19
20 Revise this section to read:

21
22 Copies of the Contract Provisions, including the unsigned Form of Contract, will be
23 available for signature by the successful bidder on the first business day following award.
24 The number of copies to be executed by the Contractor will be determined by the
25 Contracting Agency.
26

27 Within 20 calendar days after the award date, the successful bidder shall return the
28 signed Contracting Agency-prepared contract, an insurance certification as required by
29 Section 1-07.18, and a satisfactory bond as required by law and Section 1-03.4. Before
30 execution of the contract by the Contracting Agency, the successful bidder shall provide
31 any pre-award information the Contracting Agency may require under Section 1-02.15.
32

33 Until the Contracting Agency executes a contract, no proposal shall bind the Contracting
34 Agency nor shall any work begin within the project limits or within Contracting Agency-
35 furnished sites. The Contractor shall bear all risks for any work begun outside such areas
36 and for any materials ordered before the contract is executed by the Contracting Agency.
37

38 If the bidder experiences circumstances beyond their control that prevents return of the
39 contract documents within the calendar days after the award date stated above, the
40 Contracting Agency may grant up to a maximum of 10 additional calendar days for return
41 of the documents, provided the Contracting Agency deems the circumstances warrant it.
42
43

44 **1-03.4 Contract Bond**

45 *(July 23, 2015 APWA GSP)*

46
47 Delete the first paragraph and replace it with the following:

48
49 The successful bidder shall provide executed payment and performance bond(s) for the
50 full contract amount. The bond may be a combined payment and performance bond; or
51 be separate payment and performance bonds. In the case of separate payment and
52 performance bonds, each shall be for the full contract amount. The bond(s) shall:

- 1 1. Be on Contracting Agency-furnished form(s);
- 2 2. Be signed by an approved surety (or sureties) that:
- 3 a. Is registered with the Washington State Insurance Commissioner, and
- 4 b. Appears on the current Authorized Insurance List in the State of Washington
- 5 published by the Office of the Insurance Commissioner,
- 6 3. Guarantee that the Contractor will perform and comply with all obligations, duties,
- 7 and conditions under the Contract, including but not limited to the duty and obligation
- 8 to indemnify, defend, and protect the Contracting Agency against all losses and
- 9 claims related directly or indirectly from any failure:
- 10 a. Of the Contractor (or any of the employees, subcontractors, or lower tier
- 11 subcontractors of the Contractor) to faithfully perform and comply with all contract
- 12 obligations, conditions, and duties, or
- 13 b. Of the Contractor (or the subcontractors or lower tier subcontractors of the
- 14 Contractor) to pay all laborers, mechanics, subcontractors, lower tier
- 15 subcontractors, material person, or any other person who provides supplies or
- 16 provisions for carrying out the work;
- 17 4. Be conditioned upon the payment of taxes, increases, and penalties incurred on the
- 18 project under titles 50, 51, and 82 RCW; and
- 19 5. Be accompanied by a power of attorney for the Surety's officer empowered to sign
- 20 the bond; and
- 21 6. Be signed by an officer of the Contractor empowered to sign official statements (sole
- 22 proprietor or partner). If the Contractor is a corporation, the bond(s) must be signed
- 23 by the president or vice president, unless accompanied by written proof of the
- 24 authority of the individual signing the bond(s) to bind the corporation (i.e., corporate
- 25 resolution, power of attorney, or a letter to such effect signed by the president or vice
- 26 president).
- 27

28 Add the following new section:

29
30 **1-03.4(1) Retainage in Lieu of Contract Bond**
31 *(May 17, 2018 APWA GSP)*
32

33 For contracts of ~~\$\$\$~~ or less, the Contractor may, at the Contractor's option, authorize
34 the Contracting Agency to retain ~~\$\$\$~~ of the contract amount in lieu of furnishing a
35 performance and/or payment bond. If the Contractor elects this option, the retainage
36 shall be held for a period of thirty (30) days after the date of final acceptance, or until
37 receipt of all necessary releases from the Departments of Revenue and of Labor and
38 Industries and settlement of any liens filed under RCW 60.28, whichever is later. The
39 Contractor must advise the Contracting Agency in writing of the Contractor's election to
40 authorize retainage in lieu of a bond, at the time of execution of the Contract.

41
42 In choosing this option, the Contractor agrees that if the Contractor, its heirs, executors,
43 administrators, successors, or assigns, shall in all things stand to and abide by, and well
44 and truly keep and perform the covenants, conditions and agreements in the Contract,
45 and shall faithfully perform all the provisions of such contract and shall also well and truly
46 perform and fulfill all the undertakings, covenants, terms, conditions and agreements of
47 any and all duly authorized modifications of the Contract that may hereafter be made, at
48 the time and in the manner therein specified, and shall pay all laborers, mechanics,
49 subcontractors, and material suppliers, and all persons who shall supply such person or
50 persons, or subcontractors, with provisions and supplies for the carrying on of such work,

1 on his or her part, and shall indemnify and save harmless the Contracting Agency, its
2 officers and agents from any claim for such payment, then the funds retained in lieu of a
3 performance bond shall be released at the time provided above; otherwise, the funds
4 shall be retained until the Contractor fulfills the said obligations.
5

6 **Scope of the Work**

7 8 **1-04.2 Coordination of Contract Documents, Plans, Special Provisions, 9 Specifications, and Addenda**

10 *(March 13, 2012 APWA GSP)*
11

12 Revise the second paragraph to read:
13

14 Any inconsistency in the parts of the contract shall be resolved by following this order of
15 precedence (e.g., 1 presiding over 2, 2 over 3, 3 over 4, and so forth):

- 16 1. Addenda,
- 17 2. Proposal Form,
- 18 3. Special Provisions,
- 19 4. Contract Plans,
- 20 5. Amendments to the Standard Specifications,
- 21 6. Standard Specifications,
- 22 7. Contracting Agency's Standard Plans or Details (if any), and
- 23 8. WSDOT Standard Plans for Road, Bridge, and Municipal Construction.
24

25 **Control of Work**

26
27 Section 1-05.4 is supplemented with the following:
28
29

30 ***Contractor Surveying***

31
32 *Section 1-05.4 is supplemented with the following:*
33

34 *(*****)*

35 The Contractor shall be responsible for setting, maintaining, and resetting all alignment
36 stakes, and grades necessary for the construction of roadway including ADA features,
37 and utilities as needed to complete all Contracted work as shown in the Plans and as
38 directed by the Engineer.
39

40 The Contractor is responsible for Calculations, surveying, and measuring required for
41 setting and maintaining the necessary lines and grades for ADA ramps and pavement
42 surfacing for the areas bound by the control and work points shown in the Plans. The
43 Engineer is responsible for accepting the layout/ alignments of the curb and gutter at the
44 Dekalb and Harrison Intersection.
45

46 At the intersection of Dekalb and Harrison coordinate in the field with the Engineer to
47 establish the layout of the curb and gutter locations. Construct the sidewalk and ramps
48 and verify ADA compliance prior to placing roadway surfacing. Provide additional
49 Contractor Surveying as needed to verify ADA compliance of constructed sidewalk ramps
50 and make adjustments to final roadway elevations.

1
2
3
4
5
6
7
8
9
10
11
12
13
14
15
16
17
18
19
20
21
22
23
24
25
26
27
28
29
30
31
32
33
34
35
36
37
38
39
40
41
42
43
44
45
46
47
48
49
50
51
52

Payment
Payment will be made for the lump sum bid item "Contractor Surveying". The lump sum bid item "Contractor Surveying" shall be full pay for all the work as specified.

1-05.7 Removal of Defective and Unauthorized Work
(October 1, 2005 APWA GSP)

Supplement this section with the following:

If the Contractor fails to remedy defective or unauthorized work within the time specified in a written notice from the Engineer, or fails to perform any part of the work required by the Contract Documents, the Engineer may correct and remedy such work as may be identified in the written notice, with Contracting Agency forces or by such other means as the Contracting Agency may deem necessary.

If the Contractor fails to comply with a written order to remedy what the Engineer determines to be an emergency situation, the Engineer may have the defective and unauthorized work corrected immediately, have the rejected work removed and replaced, or have work the Contractor refuses to perform completed by using Contracting Agency or other forces. An emergency situation is any situation when, in the opinion of the Engineer, a delay in its remedy could be potentially unsafe, or might cause serious risk of loss or damage to the public.

Direct or indirect costs incurred by the Contracting Agency attributable to correcting and remedying defective or unauthorized work, or work the Contractor failed or refused to perform, shall be paid by the Contractor. Payment will be deducted by the Engineer from monies due, or to become due, the Contractor. Such direct and indirect costs shall include in particular, but without limitation, compensation for additional professional services required, and costs for repair and replacement of work of others destroyed or damaged by correction, removal, or replacement of the Contractor's unauthorized work.

No adjustment in contract time or compensation will be allowed because of the delay in the performance of the work attributable to the exercise of the Contracting Agency's rights provided by this Section.

The rights exercised under the provisions of this section shall not diminish the Contracting Agency's right to pursue any other avenue for additional remedy or damages with respect to the Contractor's failure to perform the work as required.

1-05.11 Final Inspection

Delete this section and replace it with the following:

1-05.11 Final Inspections and Operational Testing
(October 1, 2005 APWA GSP)

1-05.11(1) Substantial Completion Date

1 When the Contractor considers the work to be substantially complete, the Contractor
2 shall so notify the Engineer and request the Engineer establish the Substantial
3 Completion Date. The Contractor's request shall list the specific items of work that
4 remain to be completed in order to reach physical completion. The Engineer will
5 schedule an inspection of the work with the Contractor to determine the status of
6 completion. The Engineer may also establish the Substantial Completion Date
7 unilaterally.

8
9 If, after this inspection, the Engineer concurs with the Contractor that the work is
10 substantially complete and ready for its intended use, the Engineer, by written notice to
11 the Contractor, will set the Substantial Completion Date. If, after this inspection the
12 Engineer does not consider the work substantially complete and ready for its intended
13 use, the Engineer will, by written notice, so notify the Contractor giving the reasons
14 therefor.

15
16 Upon receipt of written notice concurring in or denying substantial completion, whichever
17 is applicable, the Contractor shall pursue vigorously, diligently and without unauthorized
18 interruption, the work necessary to reach Substantial and Physical Completion. The
19 Contractor shall provide the Engineer with a revised schedule indicating when the
20 Contractor expects to reach substantial and physical completion of the work.

21
22 The above process shall be repeated until the Engineer establishes the Substantial
23 Completion Date and the Contractor considers the work physically complete and ready for
24 final inspection.

25
26 **1-05.11(2) Final Inspection and Physical Completion Date**

27
28 When the Contractor considers the work physically complete and ready for final
29 inspection, the Contractor by written notice, shall request the Engineer to schedule a
30 final inspection. The Engineer will set a date for final inspection. The Engineer and the
31 Contractor will then make a final inspection and the Engineer will notify the Contractor in
32 writing of all particulars in which the final inspection reveals the work incomplete or
33 unacceptable. The Contractor shall immediately take such corrective measures as are
34 necessary to remedy the listed deficiencies. Corrective work shall be pursued vigorously,
35 diligently, and without interruption until physical completion of the listed deficiencies. This
36 process will continue until the Engineer is satisfied the listed deficiencies have been
37 corrected.

38
39 If action to correct the listed deficiencies is not initiated within 7 days after receipt of the
40 written notice listing the deficiencies, the Engineer may, upon written notice to the
41 Contractor, take whatever steps are necessary to correct those deficiencies pursuant to
42 Section 1-05.7.

43 The Contractor will not be allowed an extension of contract time because of a delay in
44 the performance of the work attributable to the exercise of the Engineer's right
45 hereunder.

46
47 Upon correction of all deficiencies, the Engineer will notify the Contractor and the
48 Contracting Agency, in writing, of the date upon which the work was considered physically
49 complete. That date shall constitute the Physical Completion Date of the contract, but shall
50 not imply acceptance of the work or that all the obligations of the Contractor under the
51 contract have been fulfilled.

52

1 **1-05.11(3) Operational Testing**
2

3 It is the intent of the Contracting Agency to have at the Physical Completion Date a
4 complete and operable system. Therefore when the work involves the installation of
5 machinery or other mechanical equipment; street lighting, electrical distribution or signal
6 systems; irrigation systems; buildings; or other similar work it may be desirable for the
7 Engineer to have the Contractor operate and test the work for a period of time after final
8 inspection but prior to the physical completion date. Whenever items of work are listed in
9 the Contract Provisions for operational testing they shall be fully tested under operating
10 conditions for the time period specified to ensure their acceptability prior to the Physical
11 Completion Date. During and following the test period, the Contractor shall correct any
12 items of workmanship, materials, or equipment which prove faulty, or that are not in first
13 class operating condition. Equipment, electrical controls, meters, or other devices and
14 equipment to be tested during this period shall be tested under the observation of the
15 Engineer, so that the Engineer may determine their suitability for the purpose for which
16 they were installed. The Physical Completion Date cannot be established until testing
17 and corrections have been completed to the satisfaction of the Engineer.
18

19 The costs for power, gas, labor, material, supplies, and everything else needed to
20 successfully complete operational testing, shall be included in the unit contract prices
21 related to the system being tested, unless specifically set forth otherwise in the proposal.
22

23 Operational and test periods, when required by the Engineer, shall not affect a
24 manufacturer's guaranties or warranties furnished under the terms of the contract.
25
26

27 **1-05.13 Superintendents, Labor and Equipment of Contractor**

28 *(August 14, 2013 APWA GSP)*
29

30 Delete the sixth and seventh paragraphs of this section.
31

32 **1-05.15 Method of Serving Notices**

33 *(March 25, 2009 APWA GSP)*

34 Revise the second paragraph to read:
35

36 All correspondence from the Contractor shall be directed to the Project Engineer. All
37 correspondence from the Contractor constituting any notification, notice of protest, notice
38 of dispute, or other correspondence constituting notification required to be furnished
39 under the Contract, must be in paper format, hand delivered or sent via mail delivery
40 service to the Project Engineer's office. Electronic copies such as e-mails or
41 electronically delivered copies of correspondence will not constitute such notice and will
42 not comply with the requirements of the Contract.
43

44 Add the following new section:
45

46 **1-05.16 Water and Power**

47 *(October 1, 2005 APWA GSP)*
48

49 The Contractor shall make necessary arrangements, and shall bear the costs for power
50 and water necessary for the performance of the work, unless the contract includes power
51 and water as a pay item.

1
2 **Control of Material**
3

4 **Legal Relations and Responsibilities to the Public**
5

6 **1-07.1 Laws to be Observed**
7 *(October 1, 2005 APWA GSP)*
8

9 Supplement this section with the following:
10

11 In cases of conflict between different safety regulations, the more stringent regulation
12 shall apply.
13

14 The Washington State Department of Labor and Industries shall be the sole and
15 paramount administrative agency responsible for the administration of the provisions of
16 the Washington Industrial Safety and Health Act of 1973 (WISHA).
17

18 The Contractor shall maintain at the project site office, or other well known place at the
19 project site, all articles necessary for providing first aid to the injured. The Contractor
20 shall establish, publish, and make known to all employees, procedures for ensuring
21 immediate removal to a hospital, or doctor's care, persons, including employees, who
22 may have been injured on the project site. Employees should not be permitted to work
23 on the project site before the Contractor has established and made known procedures
24 for removal of injured persons to a hospital or a doctor's care.
25

26 The Contractor shall have sole responsibility for the safety, efficiency, and adequacy of
27 the Contractor's plant, appliances, and methods, and for any damage or injury resulting
28 from their failure, or improper maintenance, use, or operation. The Contractor shall be
29 solely and completely responsible for the conditions of the project site, including safety
30 for all persons and property in the performance of the work. This requirement shall apply
31 continuously, and not be limited to normal working hours. The required or implied duty of
32 the Engineer to conduct construction review of the Contractor's performance does not,
33 and shall not, be intended to include review and adequacy of the Contractor's safety
34 measures in, on, or near the project site.
35

36
37 Section 1-07.1 is supplemented with the following:
38

39 ***(April 3, 2006)***
40 ***Confined Space***

41 Confined spaces are known to exist at the following locations:
42

43 *** Sewer man holes and stormwater catch basins on Sidney Avenue and adjacent
44 streets ***
45

46 The Contractor shall be fully responsible for the safety and health of all on-site workers
47 and compliant with Washington Administrative Code (WAC 296-809).
48

49 The Contractor shall prepare and implement a confined space program for each of the
50 confined spaces identified above. The Contractors Confined Space program shall be
51 sent to the Contracting Agency at least 30 days prior to the Contractor beginning work in
52 or adjacent to the confined space. No work shall be performed in or adjacent to the

1 confined space until the plan is submitted to the Engineer as required. The Contractor
2 shall communicate with the Engineer to ensure a coordinated effort for providing and
3 maintaining a safe worksite for both the Contracting Agency's and Contractor's workers
4 when working in or near a confined space.
5

6 All costs to prepare and implement the confined space program shall be included in the
7 bid prices for the various items associated with the confined space work.
8

9 (May 13, 2020)

10 In response to COVID-19, the Contractor shall prepare a project specific COVID-19 health
11 and safety plan (CHSP) in conformance with Section 1-07.4(2) as supplemented in these
12 specifications, **COVID-19 Health and Safety Plan (CHSP)**.
13

14 **1-07.2 State Taxes**

15
16 Delete this section, including its sub-sections, in its entirety and replace it with the following:
17

18 **1-07.2 State Sales Tax**

19 *(June 27, 2011 APWA GSP)*
20

21 The Washington State Department of Revenue has issued special rules on the State
22 sales tax. Sections 1-07.2(1) through 1-07.2(3) are meant to clarify those rules. The
23 Contractor should contact the Washington State Department of Revenue for answers to
24 questions in this area. The Contracting Agency will not adjust its payment if the
25 Contractor bases a bid on a misunderstood tax liability.
26

27 The Contractor shall include all Contractor-paid taxes in the unit bid prices or other
28 contract amounts. In some cases, however, state retail sales tax will not be included.
29 Section 1-07.2(2) describes this exception.
30

31 The Contracting Agency will pay the retained percentage (or release the Contract Bond if
32 a FHWA-funded Project) only if the Contractor has obtained from the Washington State
33 Department of Revenue a certificate showing that all contract-related taxes have been
34 paid (RCW 60.28.051). The Contracting Agency may deduct from its payments to the
35 Contractor any amount the Contractor may owe the Washington State Department of
36 Revenue, whether the amount owed relates to this contract or not. Any amount so
37 deducted will be paid into the proper State fund.
38

39 **1-07.2(1) State Sales Tax — Rule 171**

40
41 WAC 458-20-171, and its related rules, apply to building, repairing, or improving streets,
42 roads, etc., which are owned by a municipal corporation, or political subdivision of the
43 state, or by the United States, and which are used primarily for foot or vehicular traffic.
44 This includes storm or combined sewer systems within and included as a part of the
45 street or road drainage system and power lines when such are part of the roadway
46 lighting system. For work performed in such cases, the Contractor shall include
47 Washington State Retail Sales Taxes in the various unit bid item prices, or other contract
48 amounts, including those that the Contractor pays on the purchase of the materials,
49 equipment, or supplies used or consumed in doing the work.
50

1 **1-07.2(2) State Sales Tax — Rule 170**
2

3 WAC 458-20-170, and its related rules, apply to the constructing and repairing of new or
4 existing buildings, or other structures, upon real property. This includes, but is not
5 limited to, the construction of streets, roads, highways, etc., owned by the state of
6 Washington; water mains and their appurtenances; sanitary sewers and sewage
7 disposal systems unless such sewers and disposal systems are within, and a part of, a
8 street or road drainage system; telephone, telegraph, electrical power distribution lines,
9 or other conduits or lines in or above streets or roads, unless such power lines become a
10 part of a street or road lighting system; and installing or attaching of any article of
11 tangible personal property in or to real property, whether or not such personal property
12 becomes a part of the realty by virtue of installation.

13
14 For work performed in such cases, the Contractor shall collect from the Contracting
15 Agency, retail sales tax on the full contract price. The Contracting Agency will
16 automatically add this sales tax to each payment to the Contractor. For this reason, the
17 Contractor shall not include the retail sales tax in the unit bid item prices, or in any other
18 contract amount subject to Rule 170, with the following exception.

19
20 Exception: The Contracting Agency will not add in sales tax for a payment the Contractor
21 or a subcontractor makes on the purchase or rental of tools, machinery, equipment, or
22 consumable supplies not integrated into the project. Such sales taxes shall be included
23 in the unit bid item prices or in any other contract amount.

24
25 **1-07.2(3) Services**
26

27 The Contractor shall not collect retail sales tax from the Contracting Agency on any
28 contract wholly for professional or other services (as defined in Washington State
29 Department of Revenue Rules 138 and 244).
30

31 **Sanitation**

32
33 ***Health Hazards***
34

35 Section 1-07.4(2) is supplemented with the following:
36

37 **(May 13, 2020)**

38 **COVID-19 Health and Safety Plan (CHSP)**

39 The Contractor shall prepare a project specific COVID-19 health and safety plan
40 (CHSP). The CHSP shall be prepared and submitted as a Type 2 Working Drawing
41 prior to beginning physical Work. The CHSP shall be based on the most current State
42 and Federal requirements. If the State or Federal requirements are revised, the
43 CHSP shall be updated as necessary to conform to the current requirements.
44

45 The Contractor shall update and resubmit the CHSP as the work progresses and
46 new activities appear on the look ahead schedule required under Section 1-08.3(2)D.
47 If the conditions change on the project, or a particular activity, the Contractor shall
48 update and resubmit the CHSP. Work on any activity shall cease if conditions prevent
49 full compliance with the CHSP.
50

51 The CHSP shall address the health and safety of all people associated with the
52 project including State workers in the field, Contractor personnel, consultants, project

1 staff, subcontractors, suppliers and anyone on the project site, staging areas, or
2 yards.

3
4 **COVID-19 Health and Safety Plan (CHSP) Inspection**
5 The Contractor shall grant full and unrestricted access to the Engineer for CHSP
6 Inspections. The Engineer (or designee) will conduct periodic compliance
7 inspections on the project site, staging areas, or yards to verify that any ongoing work
8 activity is following the CHSP plan. If the Engineer becomes aware of a
9 noncompliance incident either through a site inspection or other means, the
10 Contractor will be notified immediately (within 1 hour). The Contractor shall
11 immediately remedy the noncompliance incident or suspend all or part of the
12 associated work activity. The Contractor shall satisfy the Engineer that the
13 noncompliance incident has been corrected before the suspension will end.

14
15 **Environmental Regulations**

16
17 Section 1-07.5 is supplemented with the following:

18
19 **(April 3, 2006)**
20 **Confined Space**

21 Confined spaces are known to exist at the following locations:

22
23 *** \$\$1\$\$ ***

24
25 The Contractor shall be fully responsible for the safety and health of all on-site workers
26 and compliant with Washington Administrative Code (WAC 296-809).

27
28 The Contractor shall prepare and implement a confined space program for each of the
29 confined spaces identified above. The Contractors Confined Space program shall be
30 sent to the Contracting Agency at least 30 days prior to the Contractor beginning work in
31 or adjacent to the confined space. No work shall be performed in or adjacent to the
32 confined space until the plan is submitted to the Engineer as required. The Contractor
33 shall communicate with the Engineer to ensure a coordinated effort for providing and
34 maintaining a safe worksite for both the Contracting Agency's and Contractor's workers
35 when working in or near a confined space.

36
37 All costs to prepare and implement the confined space program shall be included in the
38 bid prices for the various items associated with the confined space work.

39
40 **Utilities and Similar Facilities**

41
42 Section 1-07.17 is supplemented with the following:

43
44 **(April 2, 2007)**
45 Locations and dimensions shown in the Plans for existing facilities are in accordance with
46 available information obtained without uncovering, measuring, or other verification.

47
48 The following addresses and telephone numbers of utility companies known or suspected
49 of having facilities within the project limits are supplied for the Contractor's convenience:

50
51 *** Water and Sewer – City of Port Orchard
52 Gas – PSE, 1-888-225-5773

1
2
3
4
5
6
7
8
9
10
11
12
13
14
15
16
17
18
19
20
21
22
23
24
25
26
27
28
29
30
31
32
33
34
35
36
37
38
39
40
41
42
43
44
45
46
47
48
49

Electric – PSE, 1-888-225-5773
Telephone – Century Link, 1-800-244-1111
Cable – Comcast, 503-399-4494 ***

Public Convenience and Safety

Construction Under Traffic

Section 1-07.23(1) is supplemented with the following:

(January 5, 2015)

Lane closures are subject to the following restrictions:

*** Road closures are allowed for specific items of work in the Contract as follows:

To facilitate the manhole repairs at the intersection of Sidney Avenue and Kitsap Street, daytime work shift closures limited for one work week on a Monday through Friday.

To facilitate CIPP repairs closures of Sidney Avenue from Kitsap Street to Dekalb Avenue including intersections, daytime work shifts closures limited for one work week on a Monday through Friday.

To facilitate concrete paving repairs a closure of Sidney Avenue from Kitsap Street to Dekalb Avenue including the intersections, limited to one work week Monday through Friday.

To facilitate placement of asphalt paving at the intersection of Dekalb and Harrison limited to daytime closures during work shifts on two consecutive days***

If the Engineer determines the permitted closure hours adversely affect traffic, the Engineer may adjust the hours accordingly. The Engineer will notify the Contractor in writing of any change in the closure hours.

Lane closures are not allowed on any of the following:

1. A holiday,
2. A holiday weekend; holidays that occur on Friday, Saturday, Sunday or Monday are considered a holiday weekend. A holiday weekend includes Saturday, Sunday, and the holiday.
3. After *** 7pm *** on the day prior to a holiday or holiday weekend, and
4. Before *** 7am *** on the day after the holiday or holiday weekend.

1 **1-07.24 Rights of Way**
2 *(July 23, 2015 APWA GSP)*
3

4 Delete this section and replace it with the following:
5

6 Street Right of Way lines, limits of easements, and limits of construction permits are
7 indicated in the Plans. The Contractor's construction activities shall be confined within
8 these limits, unless arrangements for use of private property are made.
9

10 Generally, the Contracting Agency will have obtained, prior to bid opening, all rights of
11 way and easements, both permanent and temporary, necessary for carrying out the
12 work. Exceptions to this are noted in the Bid Documents or will be brought to the
13 Contractor's attention by a duly issued Addendum.
14

15 Whenever any of the work is accomplished on or through property other than public
16 Right of Way, the Contractor shall meet and fulfill all covenants and stipulations of any
17 easement agreement obtained by the Contracting Agency from the owner of the private
18 property. Copies of the easement agreements may be included in the Contract
19 Provisions or made available to the Contractor as soon as practical after they have been
20 obtained by the Engineer.
21

22 Whenever easements or rights of entry have not been acquired prior to advertising,
23 these areas are so noted in the Plans. The Contractor shall not proceed with any portion
24 of the work in areas where right of way, easements or rights of entry have not been
25 acquired until the Engineer certifies to the Contractor that the right of way or easement is
26 available or that the right of entry has been received. If the Contractor is delayed due to
27 acts of omission on the part of the Contracting Agency in obtaining easements, rights of
28 entry or right of way, the Contractor will be entitled to an extension of time. The
29 Contractor agrees that such delay shall not be a breach of contract.
30

31 Each property owner shall be given 48 hours notice prior to entry by the Contractor. This
32 includes entry onto easements and private property where private improvements must
33 be adjusted.
34

35 The Contractor shall be responsible for providing, without expense or liability to the
36 Contracting Agency, any additional land and access thereto that the Contractor may
37 desire for temporary construction facilities, storage of materials, or other Contractor
38 needs. However, before using any private property, whether adjoining the work or not,
39 the Contractor shall file with the Engineer a written permission of the private property
40 owner, and, upon vacating the premises, a written release from the property owner of
41 each property disturbed or otherwise interfered with by reasons of construction pursued
42 under this contract. The statement shall be signed by the private property owner, or
43 proper authority acting for the owner of the private property affected, stating that
44 permission has been granted to use the property and all necessary permits have been
45 obtained or, in the case of a release, that the restoration of the property has been
46 satisfactorily accomplished. The statement shall include the parcel number, address,
47 and date of signature. Written releases must be filed with the Engineer before the
48 Completion Date will be established.
49

50 **Prosecution and Progress**
51

1 **1-08.4 Prosecution of Work**

2
3 Delete this section and replace it with the following:

4
5 **1-08.4 Notice to Proceed and Prosecution of Work**
6 *(July 23, 2015 APWA GSP)*

7
8 Notice to Proceed will be given after the contract has been executed and the contract
9 bond and evidence of insurance have been approved and filed by the Contracting
10 Agency. The Contractor shall not commence with the work until the Notice to Proceed
11 has been given by the Engineer. The Contractor shall commence construction activities
12 on the project site within ten days of the Notice to Proceed Date, unless otherwise
13 approved in writing. The Contractor shall diligently pursue the work to the physical
14 completion date within the time specified in the contract. Voluntary shutdown or slowing
15 of operations by the Contractor shall not relieve the Contractor of the responsibility to
16 complete the work within the time(s) specified in the contract.

17
18 When shown in the Plans, the first order of work shall be the installation of high visibility
19 fencing to delineate all areas for protection or restoration, as described in the Contract.
20 Installation of high visibility fencing adjacent to the roadway shall occur after the
21 placement of all necessary signs and traffic control devices in accordance with 1-10.1(2).
22 Upon construction of the fencing, the Contractor shall request the Engineer to inspect the
23 fence. No other work shall be performed on the site until the Contracting Agency has
24 accepted the installation of high visibility fencing, as described in the Contract.

25
26 **Time for Completion**

27
28 Section 1-08.5 is supplemented with the following:

29
30 (March 13, 1995)

31 This project shall be physically completed within *** 50 *** working days.

32
33 **Measurement and Payment**

34
35 **Temporary Traffic Control**

36
37
38 ***Temporary Traffic Control***

39
40 ***Description***

41 Section 1-10.1 is supplemented with the following:

42
43 (*****)

44 In addition to providing temporary traffic control for vehicular traffic and pedestrians work
45 includes providing signage for advanced notice of road closures.

46
47 Refer to maintenance of traffic provisions for limitations on the use of road closures.

48
49 ***Construction Requirements***

50 Section 7-10.3 is supplemented with the following:

1 (*****)
2 Provide "Road to be Closed ... Starting XXX" signs one week in advance of road
3 closures. Locations include in both directions on Sidney Avenue and Kitsap Road, and
4 the three legs of the Dekalb/ Harrison Intersection at the approximate location shown in
5 the Plans.
6

7 Provide sidewalk closed and sidewalk closed ahead signs and barricades to direct
8 pedestrian traffic to other locations for sidewalk repairs to the satisfaction of the
9 Engineer.
10

11
12

13 **Measurement**

14
15 Section 1-10.4(1) is supplemented with the following:
16

17 (August 2, 2004)
18 The proposal contains the item "Project Temporary Traffic Control", lump sum. The
19 provisions of Section 1-10.4(1) shall apply.
20

21 **Payment**

22
23

**Division 2
Earthwork**

24
25
26 **Removal of Structures and Obstructions**

27
28

Description

29
30

Section 2-02.1 is supplemented with the following:

31
32

(March 13, 1995)
This work shall consist of removing concrete sidewalks and driveway entrances, concrete
curb and gutter, concrete pavement, asphalt pavement, and sanitary sewer and
stormwater utility structures including man holes and pipe.

Existing concrete paving is nominally 10 inches thick and may range from 8 inches to 12
inches in depth. Existing asphalt pavement is 3 inches to 6 inches in depth.

Removing miscellaneous traffic items is incidental to and included in all other items of
work.

The removal of minor quantities of landscaping in the immediate vicinity of sidewalks and
the removal, salvage, and replacement of sign and mail boxes is included in and incidental
to the unit priced bid item "Removing Conc. Sidewalk & Driveway Entrance".

46
47 **Construction Requirements**

48
49

Section 2-02.3 is supplemented with the following:
50

1 **(February 17, 1998)**

2 **Removal of Obstructions**

3 *** Remove the following items:

4 Sidney Ave. and Kitsap St. Intersection: Brick sewer manhole and associated clay sewer
5 main as needed, and storm pipe from the existing catch basin as needed for repair.

6 Sidney Ave. at the Alley: Approximately 35 feet of sewer side service, and storm pipe in
7 the vicinity of the driveway/ alley entrance. ***

8

9 **Measurement**

10

11 Section 2-02.4 is supplemented with the following:

12

13 (September 8, 1997)

14 Pavement removal will be measured by the square yard.

15

16 (October 25, 1999)

17 Sidewalk removal will be measured by the square yard.

18

19 (September 8, 1997)

20 Curb removal will be measured by the linear foot.

21

22 **Payment**

23

24 Section 2-02.5 is supplemented with the following:

25

26 (September 30, 1996)

27 "Removing *** Asphalt *** Pavement", per square yard.

28 "Removing *** Concrete *** Pavement", per square yard.

29

30

31 (November 3, 1999)

32 "Removing *** "Concrete Sidewalk and Driveway Entrance" *** , per square yard.

33

34 (September 8, 1997)

35 "Removing *** Concrete Curb and Gutter *** , per linear foot.

36

37 **Roadway Excavation and Embankment**

38

39 **Structure Excavation**

40

41

42 **Structural Excavation**

43

44 **Description**

45 Section 2-09.1 is supplemented with the following:

46

47 (*****)

48 Work includes excavation, backfilling, compaction, and final grading.

49

50 **Construction Requirements**

51 Section 2-09.3 is supplemented with the following:

1
2
3
4
5
6
7
8
9
10
11
12
13
14
15
16
17
18
19
20
21
22
23
24
25
26
27
28
29
30
31
32
33
34
35
36
37
38
39
40
41
42
43
44
45
46
47
48
49
50
51

(*****)

Extra excavation shall not be used unless otherwise approved by the Engineer. Use shoring to reduce impact to streets.

Underground water, sewer, gas, and fiber optic mains and services and overhead power, telephone, and cable and service drops are known to exist in the utility excavation areas. The Contractor is responsible to locate and protect utilities. Working around existing utilities including location and protection and coordination with utility providers, is included in and incidental to all other items of work.

Measurement and Payment

Section 7-05.4 and 7-05.5 are supplemented with the following:

(*****)

The lump sum Contract price for "Gravel Borrow, Incl. Haul" includes backfilling, compaction, and final grading at utility trench locations.

**Division 4
Bases**

Ballast and Crushed Surfacing

Ballast and Crushed Surfacing

Description

Section 4-04.1 is supplemented with the following:

(*****)

Work includes placing and shaping crushed surfacing for final grading of roadways to ensure uniformed pavement thickness and compaction. At roadway repair locations supplement existing crushed surfacing as needed to maintain the specified depth and additional to reprofile the roadway. At utility repair locations provide a uniformed layer of crushed surfacing between the base and pavement.

Measurement and Payment

Sections 4-04.4 and 4.04.5 are supplemented with the following:

(*****)

The unit Contract price per linear foot for "Crushed Surfacing Top Course" shall be full pay for all labor, material and equipment required for hauling, placing surfacing, final grading to shape the roadway, and compaction.

**Division 5
Surface Treatments and Pavements**

1 **Cement Concrete Pavement Rehabilitation**

2
3
4
5
6
7
8
9
10
11
12
13
14
15
16
17
18
19
20
21
22
23
24
25
26
27
28
29
30
31
32
33
34
35
36
37
38
39
40
41
42
43
44
45
46
47
48

Cement Concrete Pavement Rehabilitation

Description

Section 5-01.1 is supplemented with the following:

(*****)

The work includes repairing concrete streets by replacing concrete panels. Replace unreinforced concrete panels in kind. Concrete panels are 10 inches thick.

Hot Mix Asphalt

5-04 Hot Mix Asphalt
(July 18, 2018 APWA GSP)

Delete Section 5-04 and amendments, Hot Mix Asphalt and replace it with the following:

5-04.1 Description

This Work shall consist of providing and placing one or more layers of plant-mixed hot mix asphalt (HMA) on a prepared foundation or base in accordance with these Specifications and the lines, grades, thicknesses, and typical cross-sections shown in the Plans. The manufacture of HMA may include warm mix asphalt (WMA) processes in accordance with these Specifications. WMA processes include organic additives, chemical additives, and foaming.

HMA shall be composed of asphalt binder and mineral materials as may be required, mixed in the proportions specified to provide a homogeneous, stable, and workable mixture.

5-04.2 Materials

Materials shall meet the requirements of the following sections:

- Asphalt Binder 9-02.1(4)
- Cationic Emulsified Asphalt 9-02.1(6)
- Anti-Stripping Additive 9-02.4
- HMA Additive 9-02.5
- Aggregates 9-03.8
- Recycled Asphalt Pavement 9-03.8(3)B
- Mineral Filler 9-03.8(5)
- Recycled Material 9-03.21
- Portland Cement 9-01
- Sand 9-03.1(2)
- (As noted in 5-04.3(5)C for crack sealing)
- Joint Sealant 9-04.2
- Foam Backer Rod 9-04.2(3)A

1 The Contract documents may establish that the various mineral materials required for
2 the manufacture of HMA will be furnished in whole or in part by the Contracting Agency.
3 If the documents do not establish the furnishing of any of these mineral materials by the
4 Contracting Agency, the Contractor shall be required to furnish such materials in the
5 amounts required for the designated mix. Mineral materials include coarse and fine
6 aggregates, and mineral filler.

7
8 The Contractor may choose to utilize recycled asphalt pavement (RAP) in the production
9 of HMA. The RAP may be from pavements removed under the Contract, if any, or
10 pavement material from an existing stockpile.

11
12 The Contractor may use up to 20 percent RAP by total weight of HMA with no additional
13 sampling or testing of the RAP. The RAP shall be sampled and tested at a frequency of
14 one sample for every 1,000 tons produced and not less than ten samples per project.
15 The asphalt content and gradation test data shall be reported to the Contracting Agency
16 when submitting the mix design for approval on the QPL. The Contractor shall include
17 the RAP as part of the mix design as defined in these Specifications.

18
19 The grade of asphalt binder shall be as required by the Contract. Blending of asphalt
20 binder from different sources is not permitted.

21
22 The Contractor may only use warm mix asphalt (WMA) processes in the production of
23 HMA with 20 percent or less RAP by total weight of HMA. The Contractor shall submit to
24 the Engineer for approval the process that is proposed and how it will be used in the
25 manufacture of HMA.

26
27 Production of aggregates shall comply with the requirements of Section 3-01.
28 Preparation of stockpile site, the stockpiling of aggregates, and the removal of
29 aggregates from stockpiles shall comply with the requirements of Section 3-02.
30

31 **5-04.2(1) How to Get an HMA Mix Design on the QPL**
32 If the contractor wishes to submit a mix design for inclusion in the Qualified Products List
33 (QPL), please follow the WSDOT process outlined in Standard Specification 5-04.2(1).
34

35 **5-04.2(1)A Vacant**
36

37 **5-04.2(2) Mix Design – Obtaining Project Approval**
38 No paving shall begin prior to the approval of the mix design by the Engineer.
39

40 **Nonstatistical** evaluation will be used for all HMA not designated as Commercial HMA
41 in the contract documents.
42

43 **Commercial** evaluation will be used for Commercial HMA and for other classes of HMA
44 in the following applications: sidewalks, road approaches, ditches, slopes, paths, trails,
45 gores, prelevel, and pavement repair. Other nonstructural applications of HMA accepted
46 by commercial evaluation shall be as approved by the Project Engineer. Sampling and
47 testing of HMA accepted by commercial evaluation will be at the option of the Project

1 Engineer. The Proposal quantity of HMA that is accepted by commercial evaluation will
2 be excluded from the quantities used in the determination of nonstatistical evaluation.

3
4 **Nonstatistical Mix Design.** Fifteen days prior to the first day of paving the contractor
5 shall provide one of the following mix design verification certifications for Contracting
6 Agency review;

- 7
8
- The WSDOT Mix Design Evaluation Report from the current WSDOT QPL, or
9 one of the mix design verification certifications listed below.
 - The proposed HMA mix design on WSDOT Form 350-042 with the seal and
10 certification (stamp & sig-nature) of a valid licensed Washington State
11 Professional Engineer.
 - The Mix Design Report for the proposed HMA mix design developed by a
12 qualified City or County laboratory that is within one year of the approval date.**
13
14
15

16 The mix design shall be performed by a lab accredited by a national authority such as
17 Laboratory Accreditation Bureau, L-A-B for Construction Materials Testing, The
18 Construction Materials Engineering Council (CMEC's) ISO 17025 or AASHTO
19 Accreditation Program (AAP) and shall supply evidence of participation in the AASHTO:
20 resource proficiency sample program.

21
22 Mix designs for HMA accepted by Nonstatistical evaluation shall;

- 23
- Have the aggregate structure and asphalt binder content determined in
24 accordance with WSDOT Standard Operating Procedure 732 and meet the
25 requirements of Sections 9-03.8(2), except that Hamburg testing for ruts and
26 stripping are at the discretion of the Engineer, and 9-03.8(6).
 - Have anti-strip requirements, if any, for the proposed mix design determined in
27 accordance with AASHTO T 283 or T 324, or based on historic anti-strip and
28 aggregate source compatibility from previous WSDOT lab testing.
29
30
31

32 At the discretion of the Engineer, agencies may accept verified mix designs older than 12
33 months from the original verification date with a certification from the Contractor that the
34 materials and sources are the same as those shown on the original mix design.

35
36 Commercial Evaluation Approval of a mix design for "Commercial Evaluation" will be
37 based on a review of the Contractor's submittal of WSDOT Form 350-042 (For
38 commercial mixes, AASHTO T 324 evaluation is not required) or a Mix Design from the
39 current WSDOT QPL or from one of the processes allowed by this section. Testing of the
40 HMA by the Contracting Agency for mix design approval is not required.

41
42 For the Bid Item Commercial HMA, the Contractor shall select a class of HMA and
43 design level of Equivalent Single Axle Loads (ESAL's) appropriate for the required use.
44

45 **5-04.2(2)B Using Warm Mix Asphalt Processes**

46 The Contractor may elect to use additives that reduce the optimum mixing temperature
47 or serve as a compaction aid for producing HMA. Additives include organic additives,
48 chemical additives and foaming processes. The use of Additives is subject to the
49 following:

1
2
3
4
5
6
7
8
9
10
11
12
13
14
15
16
17
18
19
20
21
22
23
24
25
26
27
28
29
30
31
32
33
34
35
36
37

- Do not use additives that reduce the mixing temperature more than allowed in Section 5-04.3(6) in the production of mixtures.
- Before using additives, obtain the Engineer's approval using WSDOT Form 350-076 to describe the proposed additive and process.

5-04.3 Construction Requirements

5-04.3(1) Weather Limitations

Do not place HMA for wearing course on any Traveled Way beginning October 1st through March 31st of the following year without written concurrence from the Engineer.

Do not place HMA on any wet surface, or when the average surface temperatures are less than those specified below, or when weather conditions otherwise prevent the proper handling or finishing of the HMA.

Minimum Surface Temperature for Paving

Compacted Thickness (Feet)	Wearing Course	Other Courses
Less than 0.10	55°F	45°F
0.10 to .20	45°F	35°F
More than 0.20	35°F	35°F

5-04.3(2) Paving Under Traffic

When the Roadway being paved is open to traffic, the requirements of this Section shall apply.

The Contractor shall keep intersections open to traffic at all times except when paving the intersection or paving across the intersection. During such time, and provided that there has been an advance warning to the public, the intersection may be closed for the minimum time required to place and compact the mixture. In hot weather, the Engineer may require the application of water to the pavement to accelerate the finish rolling of the pavement and to shorten the time required before reopening to traffic.

Before closing an intersection, advance warning signs shall be placed and signs shall also be placed marking the detour or alternate route.

During paving operations, temporary pavement markings shall be maintained throughout the project. Temporary pavement markings shall be installed on the Roadway prior to opening to traffic. Temporary pavement markings shall be in accordance with Section 8-23.

1 All costs in connection with performing the Work in accordance with these requirements,
2 except the cost of temporary pavement markings, shall be included in the unit Contract
3 prices for the various Bid items involved in the Contract.
4

5 **5-04.3(3) Equipment**
6

7 **5-04.3(3)A Mixing Plant**

8 Plants used for the preparation of HMA shall conform to the following requirements:
9

- 10 1. **Equipment for Preparation of Asphalt Binder** – Tanks for the storage of
11 asphalt binder shall be equipped to heat and hold the material at the required
12 temperatures. The heating shall be accomplished by steam coils, electricity, or
13 other approved means so that no flame shall be in contact with the storage tank.
14 The circulating system for the asphalt binder shall be designed to ensure proper
15 and continuous circulation during the operating period. A valve for the purpose of
16 sampling the asphalt binder shall be placed in either the storage tank or in the
17 supply line to the mixer.
- 18 2. **Thermometric Equipment** – An armored thermometer, capable of detecting
19 temperature ranges expected in the HMA mix, shall be fixed in the asphalt binder
20 feed line at a location near the charging valve at the mixer unit. The thermometer
21 location shall be convenient and safe for access by Inspectors. The plant shall
22 also be equipped with an approved dial-scale thermometer, a mercury actuated
23 thermometer, an electric pyrometer, or another approved thermometric
24 instrument placed at the discharge chute of the drier to automatically register or
25 indicate the temperature of the heated aggregates. This device shall be in full
26 view of the plant operator.
- 27 3. **Heating of Asphalt Binder** – The temperature of the asphalt binder shall not
28 exceed the maximum recommended by the asphalt binder manufacturer nor shall
29 it be below the minimum temperature required to maintain the asphalt binder in a
30 homogeneous state. The asphalt binder shall be heated in a manner that will
31 avoid local variations in heating. The heating method shall provide a continuous
32 supply of asphalt binder to the mixer at a uniform average temperature with no
33 individual variations exceeding 25°F. Also, when a WMA additive is included in
34 the asphalt binder, the temperature of the asphalt binder shall not exceed the
35 maximum recommended by the manufacturer of the WMA additive.
- 36 4. **Sampling and Testing of Mineral Materials** – The HMA plant shall be equipped
37 with a mechanical sampler for the sampling of the mineral materials. The
38 mechanical sampler shall meet the requirements of Section 1-05.6 for the
39 crushing and screening operation. The Contractor shall provide for the setup and
40 operation of the field testing facilities of the Contracting Agency as provided for in
41 Section 3-01.2(2).
- 42 5. **Sampling HMA** – The HMA plant shall provide for sampling HMA by one of the
43 following methods:
44 a. A mechanical sampling device attached to the HMA plant.
45 b. Platforms or devices to enable sampling from the hauling vehicle without
46 entering the hauling vehicle.
47

48 **5-04.3(3)B Hauling Equipment**

1 Trucks used for hauling HMA shall have tight, clean, smooth metal beds and shall have a
2 cover of canvas or other suitable material of sufficient size to protect the mixture from
3 adverse weather. Whenever the weather conditions during the work shift include, or are
4 forecast to include, precipitation or an air temperature less than 45°F or when time from
5 loading to unloading exceeds 30 minutes, the cover shall be securely attached to protect
6 the HMA.

7

8 The contractor shall provide an environmentally benign means to prevent the HMA
9 mixture from adhering to the hauling equipment. Excess release agent shall be drained
10 prior to filling hauling equipment with HMA. Petroleum derivatives or other coating
11 material that contaminate or alter the characteristics of the HMA shall not be used. For
12 live bed trucks, the conveyer shall be in operation during the process of applying the
13 release agent.

14

15 **5-04.3(3)C Pavers**

16 HMA pavers shall be self-contained, power-propelled units, provided with an internally
17 heated vibratory screed and shall be capable of spreading and finishing courses of HMA
18 plant mix material in lane widths required by the paving section shown in the Plans.

19

20 The HMA paver shall be in good condition and shall have the most current equipment
21 available from the manufacturer for the prevention of segregation of the HMA mixture
22 installed, in good condition, and in working order. The equipment certification shall list
23 the make, model, and year of the paver and any equipment that has been retrofitted.

24

25 The screed shall be operated in accordance with the manufacturer's recommendations
26 and shall effectively produce a finished surface of the required evenness and texture
27 without tearing, shoving, segregating, or gouging the mixture. A copy of the
28 manufacturer's recommendations shall be provided upon request by the Contracting
29 Agency. Extensions will be allowed provided they produce the same results, including
30 ride, density, and surface texture as obtained by the primary screed. Extensions without
31 augers and an internally heated vibratory screed shall not be used in the Traveled Way.

32

33 When specified in the Contract, reference lines for vertical control will be required. Lines
34 shall be placed on both outer edges of the Traveled Way of each Roadway. Horizontal
35 control utilizing the reference line will be permitted. The grade and slope for intermediate
36 lanes shall be controlled automatically from reference lines or by means of a mat
37 referencing device and a slope control device. When the finish of the grade prepared for
38 paving is superior to the established tolerances and when, in the opinion of the Engineer,
39 further improvement to the line, grade, cross-section, and smoothness can best be
40 achieved without the use of the reference line, a mat referencing device may be
41 substituted for the reference line. Substitution of the device will be subject to the
42 continued approval of the Engineer. A joint matcher may be used subject to the approval
43 of the Engineer. The reference line may be removed after the completion of the first
44 course of HMA when approved by the Engineer. Whenever the Engineer determines that
45 any of these methods are failing to provide the necessary vertical control, the reference
46 lines will be reinstalled by the Contractor.

47

48 The Contractor shall furnish and install all pins, brackets, tensioning devices, wire, and
49 accessories necessary for satisfactory operation of the automatic control equipment.

1
2
3
4
5
6
7
8
9
10
11
12
13
14
15
16
17
18
19
20
21
22
23
24
25
26
27
28
29
30
31
32
33
34
35
36
37
38
39
40
41
42
43
44
45
46

If the paving machine in use is not providing the required finish, the Engineer may suspend Work as allowed by Section 1-08.6. Any cleaning or solvent type liquids spilled on the pavement shall be thoroughly removed before paving proceeds.

5-04.3(3)D Material Transfer Device or Material Transfer Vehicle

A Material Transfer Device/Vehicle (MTD/V) shall only be used with the Engineer's approval, unless other-wise required by the contract.

Where an MTD/V is required by the contract, the Engineer may approve paving without an MTD/V, at the request of the Contractor. The Engineer will determine if an equitable adjustment in cost or time is due.

When used, the MTD/V shall mix the HMA after delivery by the hauling equipment and prior to laydown by the paving machine. Mixing of the HMA shall be sufficient to obtain a uniform temperature throughout the mixture. If a windrow elevator is used, the length of the windrow may be limited in urban areas or through intersections, at the discretion of the Engineer.

To be approved for use, an MTV:

- 1. Shall be self-propelled vehicle, separate from the hauling vehicle or paver.
- 2. Shall not be connected to the hauling vehicle or paver.
- 3. May accept HMA directly from the haul vehicle or pick up HMA from a windrow.
- 4. Shall mix the HMA after delivery by the hauling equipment and prior to placement into the paving machine.
- 5. Shall mix the HMA sufficiently to obtain a uniform temperature throughout the mixture.

To be approved for use, an MTD:

- 1. Shall be positively connected to the paver.
- 2. May accept HMA directly from the haul vehicle or pick up HMA from a windrow.
- 3. Shall mix the HMA after delivery by the hauling equipment and prior to placement into the paving machine.
- 4. Shall mix the HMA sufficiently to obtain a uniform temperature throughout the mixture.

5-04.3(3)E Rollers

Rollers shall be of the steel wheel, vibratory, oscillatory, or pneumatic tire type, in good condition and capable of reversing without backlash. Operation of the roller shall be in accordance with the manufacturer's recommendations. When ordered by the Engineer for any roller planned for use on the project, the Contractor shall provide a copy of the manufacturer's recommendation for the use of that roller for compaction of HMA. The number and weight of rollers shall be sufficient to compact the mixture in compliance with the requirements of Section 5-04.3(10). The use of equipment that results in

1 crushing of the aggregate will not be permitted. Rollers producing pickup, washboard,
2 uneven compaction of the surface, displacement of the mixture or other undesirable
3 results shall not be used.
4

5 **5-04.3(4) Preparation of Existing Paved Surfaces**

6 When the surface of the existing pavement or old base is irregular, the Contractor shall
7 bring it to a uniform grade and cross-section as shown on the Plans or approved by the
8 Engineer.

9
10 Preleveling of uneven or broken surfaces over which HMA is to be placed may be
11 accomplished by using an asphalt paver, a motor patrol grader, or by hand raking, as
12 approved by the Engineer.
13

14 Compaction of preleveling HMA shall be to the satisfaction of the Engineer and may
15 require the use of small steel wheel rollers, plate compactors, or pneumatic rollers to
16 avoid bridging across preleveled areas by the compaction equipment. Equipment used
17 for the compaction of preleveling HMA shall be approved by the Engineer.
18

19 Before construction of HMA on an existing paved surface, the entire surface of the
20 pavement shall be clean. All fatty asphalt patches, grease drippings, and other
21 objectionable matter shall be entirely removed from the existing pavement. All
22 pavements or bituminous surfaces shall be thoroughly cleaned of dust, soil, pavement
23 grindings, and other foreign matter. All holes and small depressions shall be filled with an
24 appropriate class of HMA. The surface of the patched area shall be leveled and
25 compacted thoroughly. Prior to the application of tack coat, or paving, the condition of
26 the surface shall be approved by the Engineer.
27

28 A tack coat of asphalt shall be applied to all paved surfaces on which any course of HMA
29 is to be placed or abutted; except that tack coat may be omitted from clean, newly paved
30 surfaces at the discretion of the Engineer. Tack coat shall be uniformly applied to cover
31 the existing pavement with a thin film of residual asphalt free of streaks and bare spots at
32 a rate between 0.02 and 0.10 gallons per square yard of retained asphalt. The rate of
33 application shall be approved by the Engineer. A heavy application of tack coat shall be
34 applied to all joints. For Roadways open to traffic, the application of tack coat shall be
35 limited to surfaces that will be paved during the same working shift. The spreading
36 equipment shall be equipped with a thermometer to indicate the temperature of the tack
37 coat material.
38

39 Equipment shall not operate on tacked surfaces until the tack has broken and cured. If
40 the Contractor's operation damages the tack coat it shall be repaired prior to placement
41 of the HMA.
42

43 The tack coat shall be CSS-1, or CSS-1h emulsified asphalt. The CSS-1 and CSS-1h
44 emulsified asphalt may be diluted once with water at a rate not to exceed one part water
45 to one part emulsified asphalt. The tack coat shall have sufficient temperature such that
46 it may be applied uniformly at the specified rate of application and shall not exceed the
47 maximum temperature recommended by the emulsified asphalt manufacturer.
48

1
2
3
4
5
6
7
8
9
10
11
12
13
14
15
16
17
18
19
20
21
22
23
24
25
26
27
28
29
30
31
32
33
34
35
36
37
38
39
40
41
42
43
44
45
46
47
48

5-04.3(4)A Crack Sealing

5-04.3(4)A1 General

When the Proposal includes a pay item for crack sealing, seal all cracks ¼ inch in width and greater.

Cleaning: Ensure that cracks are thoroughly clean, dry and free of all loose and foreign material when filling with crack sealant material. Use a hot compressed air lance to dry and warm the pavement surfaces within the crack immediately prior to filling a crack with the sealant material. Do not overheat pavement. Do not use direct flame dryers. Routing cracks is not required.

Sand Slurry: For cracks that are to be filled with sand slurry, thoroughly mix the components and pour the mixture into the cracks until full. Add additional CSS-1 cationic emulsified asphalt to the sand slurry as needed for workability to ensure the mixture will completely fill the cracks. Strike off the sand slurry flush with the existing pavement surface and allow the mixture to cure. Top off cracks that were not completely filled with additional sand slurry. Do not place the HMA overlay until the slurry has fully cured.

The sand slurry shall consist of approximately 20 percent CSS-1 emulsified asphalt, approximately 2 percent portland cement, water (if required), and the remainder clean Class 1 or 2 fine aggregate per section 9-03.1(2). The components shall be thoroughly mixed and then poured into the cracks and joints until full. The following day, any cracks or joints that are not completely filled shall be topped off with additional sand slurry. After the sand slurry is placed, the filler shall be struck off flush with the existing pavement surface and allowed to cure. The HMA overlay shall not be placed until the slurry has fully cured. The requirements of Section 1-06 will not apply to the portland cement and sand used in the sand slurry.

In areas where HMA will be placed, use sand slurry to fill the cracks.

In areas where HMA will not be placed, fill the cracks as follows:

1. Cracks ¼ inch to 1 inch in width - fill with hot poured sealant.
2. Cracks greater than 1 inch in width – fill with sand slurry.

Hot Poured Sealant: For cracks that are to be filled with hot poured sealant, apply the material in accordance with these requirements and the manufacturer's recommendations. Furnish a Type 1 Working Drawing of the manufacturer's product information and recommendations to the Engineer prior to the start of work, including the manufacturer's recommended heating time and temperatures, allowable storage time and temperatures after initial heating, allowable reheating criteria, and application temperature range. Confine hot poured sealant material within the crack. Clean any overflow of sealant from the pavement surface. If, in the opinion of the Engineer, the Contractor's method of sealing the cracks with hot poured sealant results in an excessive amount of material on the pavement surface, stop and correct the operation to eliminate the excess material.

1
2
3
4
5
6
7
8
9
10
11
12
13
14
15
16
17
18
19
20
21
22
23
24
25
26
27
28
29
30
31
32
33
34
35
36
37
38
39
40
41
42
43
44
45
46
47

5-04.3(4)A2 Crack Sealing Areas Prior to Paving

In areas where HMA will be placed, use sand slurry to fill the cracks.

5-04.3(4)A3 Crack Sealing Areas Not to be Paved

In areas where HMA will not be placed, fill the cracks as follows:

- A. Cracks ¼ inch to 1 inch in width - fill with hot poured sealant.
- B. Cracks greater than 1 inch in width – fill with sand slurry.

5-04.3(4)B Vacant

5-04.3(4)C Pavement Repair

The Contractor shall excavate pavement repair areas and shall backfill these with HMA in accordance with the details shown in the Plans and as marked in the field. The Contractor shall conduct the excavation operations in a manner that will protect the pavement that is to remain. Pavement not designated to be removed that is damaged as a result of the Contractor's operations shall be repaired by the Contractor to the satisfaction of the Engineer at no cost to the Contracting Agency. The Contractor shall excavate only within one lane at a time unless approved otherwise by the Engineer. The Contractor shall not excavate more area than can be completely finished during the same shift, unless approved by the Engineer.

Unless otherwise shown in the Plans or determined by the Engineer, excavate to a depth of 1.0 feet. The Engineer will make the final determination of the excavation depth required. The minimum width of any pavement repair area shall be 40 inches unless shown otherwise in the Plans. Before any excavation, the existing pavement shall be sawcut or shall be removed by a pavement grinder. Excavated materials will become the property of the Contractor and shall be disposed of in a Contractor-provided site off the Right of Way or used in accordance with Sections 2-02.3(3) or 9-03.21.

Asphalt for tack coat shall be required as specified in Section 5-04.3(4). A heavy application of tack coat shall be applied to all surfaces of existing pavement in the pavement repair area.

Placement of the HMA backfill shall be accomplished in lifts not to exceed 0.35-foot compacted depth. Lifts that exceed 0.35-foot of compacted depth may be accomplished with the approval of the Engineer. Each lift shall be thoroughly compacted by a mechanical tamper or a roller.

5-04.3(5) Producing/Stockpiling Aggregates and RAP

Aggregates and RAP shall be stockpiled according to the requirements of Section 3-02. Sufficient storage space shall be provided for each size of aggregate and RAP. Materials shall be removed from stockpile(s) in a manner to ensure minimal segregation when being moved to the HMA plant for processing into the final mixture. Different aggregate sizes shall be kept separated until they have been delivered to the HMA plant.

5-04.3(5)A Vacant

1
2
3
4
5
6
7
8
9
10
11
12
13
14
15
16
17
18
19
20
21
22
23
24
25
26
27
28
29
30
31
32
33
34
35
36
37
38
39
40
41
42
43
44
45
46
47
48

5-04.3(6) Mixing

After the required amount of mineral materials, asphalt binder, recycling agent and anti-stripping additives have been introduced into the mixer the HMA shall be mixed until complete and uniform coating of the particles and thorough distribution of the asphalt binder throughout the mineral materials is ensured.

When discharged, the temperature of the HMA shall not exceed the optimum mixing temperature by more than 25°F as shown on the reference mix design report or as approved by the Engineer. Also, when a WMA additive is included in the manufacture of HMA, the discharge temperature of the HMA shall not exceed the maximum recommended by the manufacturer of the WMA additive. A maximum water content of 2 percent in the mix, at discharge, will be allowed providing the water causes no problems with handling, stripping, or flushing. If the water in the HMA causes any of these problems, the moisture content shall be reduced as directed by the Engineer.

Storing or holding of the HMA in approved storage facilities will be permitted with approval of the Engineer, but in no event shall the HMA be held for more than 24 hours. HMA held for more than 24 hours after mixing shall be rejected. Rejected HMA shall be disposed of by the Contractor at no expense to the Contracting Agency. The storage facility shall have an accessible device located at the top of the cone or about the third point. The device shall indicate the amount of material in storage. No HMA shall be accepted from the storage facility when the HMA in storage is below the top of the cone of the storage facility, except as the storage facility is being emptied at the end of the working shift.

Recycled asphalt pavement (RAP) utilized in the production of HMA shall be sized prior to entering the mixer so that a uniform and thoroughly mixed HMA is produced. If there is evidence of the recycled asphalt pavement not breaking down during the heating and mixing of the HMA, the Contractor shall immediately suspend the use of the RAP until changes have been approved by the Engineer. After the required amount of mineral materials, RAP, new asphalt binder and asphalt rejuvenator have been introduced into the mixer the HMA shall be mixed until complete and uniform coating of the particles and thorough distribution of the asphalt binder throughout the mineral materials, and RAP is ensured.

5-04.3(7) Spreading and Finishing

The mixture shall be laid upon an approved surface, spread, and struck off to the grade and elevation established. HMA pavers complying with Section 5-04.3(3) shall be used to distribute the mixture. Unless otherwise directed by the Engineer, the nominal compacted depth of any layer of any course shall not exceed the following:

HMA Class 1"	0.35 feet
HMA Class ¾" and HMA Class ½"	
wearing course	0.30 feet
other courses	0.35 feet
HMA Class ⅜"	0.15 feet

1 On areas where irregularities or unavoidable obstacles make the use of mechanical
2 spreading and finishing equipment impractical, the paving may be done with other
3 equipment or by hand.
4

5 When more than one JMF is being utilized to produce HMA, the material produced for
6 each JMF shall be placed by separate spreading and compacting equipment. The
7 intermingling of HMA produced from more than one JMF is prohibited. Each strip of HMA
8 placed during a work shift shall conform to a single JMF established for the class of HMA
9 specified unless there is a need to make an adjustment in the JMF.
10

11 **5-04.3(8) Aggregate Acceptance Prior to Incorporation in HMA**

12 For HMA accepted by nonstatistical evaluation the aggregate properties of sand
13 equivalent, uncompacted void content and fracture will be evaluated in accordance with
14 Section 3-04. Sampling and testing of aggregates for HMA accepted by commercial
15 evaluation will be at the option of the Engineer.
16

17 **5-04.3(9) HMA Mixture Acceptance**

18 Acceptance of HMA shall be as provided under nonstatistical, or commercial evaluation.
19

20 Nonstatistical evaluation will be used for the acceptance of HMA unless Commercial
21 Evaluation is specified.
22

23 Commercial evaluation will be used for Commercial HMA and for other classes of HMA
24 in the following applications: sidewalks, road approaches, ditches, slopes, paths, trails,
25 gores, prelevel, temporary pavement, and pavement repair. Other nonstructural
26 applications of HMA accepted by commercial evaluation shall be as approved by the
27 Engineer. Sampling and testing of HMA accepted by commercial evaluation will be at the
28 option of the Engineer.
29

30 The mix design will be the initial JMF for the class of HMA. The Contractor may request a
31 change in the JMF. Any adjustments to the JMF will require the approval of the Engineer
32 and may be made in accordance with this section.
33

34 **HMA Tolerances and Adjustments**

35 1. **Job Mix Formula Tolerances** – The constituents of the mixture at the time of
36 acceptance shall be within tolerance. The tolerance limits will be established as
37 follows:

38 For Asphalt Binder and Air Voids (Va), the acceptance limits are determined
39 by adding the tolerances below to the approved JMF values. These values
40 will also be the Upper Specification Limit (USL) and Lower Specification Limit
41 (LSL) required in Section 1-06.2(2)D2

Property	Non-Statistical Evaluation	Commercial Evaluation
Asphalt Binder	+/- 0.5%	+/- 0.7%
Air Voids, Va	2.5% min. and 5.5% max	N/A

42 For Aggregates in the mixture:

43 a. First, determine preliminary upper and lower acceptance limits by applying the
44 following tolerances to the approved JMF.

Aggregate Percent Passing	Non-Statistical Evaluation	Commercial Evaluation
1", ¾", ½", and 3/8" sieves	+/- 6%	+/- 8%
No. 4 sieve	+/- 6%	+/- 8%
No. 8 Sieve	+/- 6%	+/- 8%
No. 200 sieve	+/- 2.0%	+/- 3.0%

- 1 b. Second, adjust the preliminary upper and lower acceptance limits determined
2 from step (a) the minimum amount necessary so that none of the aggregate
3 properties are outside the control points in Section 9-03.8(6). The resulting
4 values will be the upper and lower acceptance limits for aggregates, as well as
5 the USL and LSL required in Section 1-06.2(2)D2.
- 6 2. Job Mix Formula Adjustments – An adjustment to the aggregate gradation or
7 asphalt binder content of the JMF requires approval of the Engineer. Adjustments
8 to the JMF will only be considered if the change produces material of equal or
9 better quality and may require the development of a new mix design if the
10 adjustment exceeds the amounts listed below.
- 11 a. **Aggregates** –2 percent for the aggregate passing the 1½", 1", ¾", ½", ⅜", and
12 the No. 4 sieves, 1 percent for aggregate passing the No. 8 sieve, and 0.5
13 percent for the aggregate passing the No. 200 sieve. The adjusted JMF shall
14 be within the range of the control points in Section 9-03.8(6).
- 15 b. **Asphalt Binder Content** – The Engineer may order or approve changes to
16 asphalt binder content. The maximum adjustment from the approved mix
17 design for the asphalt binder content shall be 0.3 percent

18

19 **5-04.3(9)A Vacant**

20

21 **5-04.3(9)B Vacant**

22

23 **5-04.3(9)C Mixture Acceptance – Nonstatistical Evaluation**

24 HMA mixture which is accepted by Nonstatistical Evaluation will be evaluated by the
25 Contracting Agency by dividing the HMA tonnage into lots.

26

27 **5-04.3(9)C1 Mixture Nonstatistical Evaluation – Lots and Sublots**

28 A lot is represented by randomly selected samples of the same mix design that will be
29 tested for acceptance. A lot is defined as the total quantity of material or work produced
30 for each Job Mix Formula placed. Only one lot per JMF is expected. A subplot shall be
31 equal to one day's production or 800 tons, whichever is less except that the final subplot
32 will be a minimum of 400 tons and may be increased to 1200 tons.

33

34 All of the test results obtained from the acceptance samples from a given lot shall be
35 evaluated collectively. If the Contractor requests a change to the JMF that is approved,
36 the material produced after the change will be evaluated on the basis of the new JMF for
37 the remaining sublots in the current lot and for acceptance of subsequent lots. For a lot
38 in progress with a CPF less than 0.75, a new lot will begin at the Contractor's request
39 after the Engineer is satisfied that material conforming to the Specifications can be
40 produced.

41

42 Sampling and testing for evaluation shall be performed on the frequency of one sample
43 per subplot.

1
2
3
4
5
6
7
8
9
10
11
12
13
14
15
16
17
18
19
20
21
22
23
24
25
26
27
28
29
30
31
32
33
34
35
36

5-04.3(9)C2 Mixture Nonstatistical Evaluation Sampling

Samples for acceptance testing shall be obtained by the Contractor when ordered by the Engineer. The Contractor shall sample the HMA mixture in the presence of the Engineer and in accordance with AASH-TO T 168. A minimum of three samples should be taken for each class of HMA placed on a project. If used in a structural application, at least one of the three samples shall to be tested.

Sampling and testing HMA in a Structural application where quantities are less than 400 tons is at the discretion of the Engineer.

For HMA used in a structural application and with a total project quantity less than 800 tons but more than 400 tons, a minimum of one acceptance test shall be performed. In all cases, a minimum of 3 samples will be obtained at the point of acceptance, a minimum of one of the three samples will be tested for conformance to the JMF:

- If the test results are found to be within specification requirements, additional testing will be at the Engineer's discretion.
- If test results are found not to be within specification requirements, additional testing of the remaining samples to determine a Composite Pay Factor (CPF) shall be performed.

5-04.3(9)C3 Mixture Nonstatistical Evaluation – Acceptance Testing

Testing of HMA for compliance of V_a will at the option of the Contracting Agency. If tested, compliance of V_a will use WSDOT SOP 731.

Testing for compliance of asphalt binder content will be by WSDOT FOP for AASHTO T 308.

Testing for compliance of gradation will be by FOP for WAQTC T 27/T 11.

5-04.3(9)C4 Mixture Nonstatistical Evaluation – Pay Factors

For each lot of material falling outside the tolerance limits in 5-04.3(9), the Contracting Agency will determine a Composite Pay Factor (CPF) using the following price adjustment factors:

Table of Price Adjustment Factors	
Constituent	Factor "f"
All aggregate passing: 1½", 1", ¾", ½", ⅜" and No.4 sieves	2
All aggregate passing No. 8 sieve	15
All aggregate passing No. 200 sieve	20
Asphalt binder	40

1
2 Each lot of HMA produced under Nonstatistical Evaluation and having all constituents
3 falling within the tolerance limits of the job mix formula shall be accepted at the unit
4 Contract price with no further evaluation. When one or more constituents fall outside the
5 nonstatistical tolerance limits in the Job Mix Formula shown in Table of Price Adjustment
6 Factors, the lot shall be evaluated in accordance with Section 1-06.2 to determine the
7 appropriate CPF. The nonstatistical tolerance limits will be used in the calculation of the
8 CPF and the maximum CPF shall be 1.00. When less than three sublots exist, backup
9 samples of the existing sublots or samples from the Roadway shall be tested to provide
10 a minimum of three sets of results for evaluation.

11
12 **5-04.3(9)C5 Vacant**

13
14 **5-04.3(9)C6 Mixture Nonstatistical Evaluation – Price Adjustments**

15 For each lot of HMA mix produced under Nonstatistical Evaluation when the calculated
16 CPF is less than 1.00, a Nonconforming Mix Factor (NCMF) will be determined. The
17 NCMF equals the algebraic difference of CPF minus 1.00 multiplied by 60 percent. The
18 total job mix compliance price adjustment will be calculated as the product of the NCMF,
19 the quantity of HMA in the lot in tons, and the unit Contract price per ton of mix.

20
21 If a constituent is not measured in accordance with these Specifications, its individual
22 pay factor will be considered 1.00 in calculating the Composite Pay Factor (CPF).

23
24 **5-04.3(9)C7 Mixture Nonstatistical Evaluation - Retests**

25 The Contractor may request a subplot be retested. To request a retest, the Contractor
26 shall submit a written request within 7 calendar days after the specific test results have
27 been received. A split of the original acceptance sample will be retested. The split of the
28 sample will not be tested with the same tester that ran the original acceptance test. The
29 sample will be tested for a complete gradation analysis, asphalt binder content, and, at
30 the option of the agency, V_a . The results of the retest will be used for the acceptance of
31 the HMA in place of the original subplot sample test results. The cost of testing will be
32 deducted from any monies due or that may come due the Contractor under the Contract
33 at the rate of \$500 per sample.

34
35 **5-04.3 (9)D Mixture Acceptance – Commercial Evaluation**

36 If sampled and tested, HMA produced under Commercial Evaluation and having all
37 constituents falling within the tolerance limits of the job mix formula shall be accepted at
38 the unit Contract price with no further evaluation. When one or more constituents fall
39 outside the commercial tolerance limits in the Job Mix Formula shown in 5-04.3(9), the
40 lot shall be evaluated in accordance with Section 1-06.2 to determine the appropriate
41 CPF. The commercial tolerance limits will be used in the calculation of the CPF and the
42 maximum CPF shall be 1.00. When less than three sublots exist, backup samples of the
43 existing sublots or samples from the street shall be tested to provide a minimum of three
44 sets of results for evaluation.

45
46 For each lot of HMA mix produced and tested under Commercial Evaluation when the
47 calculated CPF is less than 1.00, a Nonconforming Mix Factor (NCMF) will be

1 determined. The NCMF equals the algebraic difference of CPF minus 1.00 multiplied by
2 60 percent. The Job Mix Compliance Price Adjustment will be calculated as the product
3 of the NCMF, the quantity of HMA in the lot in tons, and the unit Contract price per ton of
4 mix.

5
6 If a constituent is not measured in accordance with these Specifications, its individual
7 pay factor will be considered 1.00 in calculating the Composite Pay Factor (CPF).

8

9 **5-04.3(10) HMA Compaction Acceptance**

10 HMA mixture accepted by nonstatistical evaluation that is used in traffic lanes, including
11 lanes for intersections, ramps, truck climbing, weaving, and speed change, and having a
12 specified compacted course thickness greater than 0.10-foot, shall be compacted to a
13 specified level of relative density. The specified level of relative density shall be a
14 Composite Pay Factor (CPF) of not less than 0.75 when evaluated in accordance with
15 Section 1-06.2, using a LSL of 92.0 (minimum of 92 percent of the maximum density).
16 The maximum density shall be determined by WSDOT FOP for AASHTO T 729. The
17 specified level of density attained will be determined by the evaluation of the density of
18 the pavement. The density of the pavement shall be determined in accordance with
19 WSDOT FOP for WAQTC TM 8, except that gauge correlation will be at the discretion of
20 the Engineer, when using the nuclear density gauge and WSDOT SOP 736 when using
21 cores to determine density.

22

23 Tests for the determination of the pavement density will be taken in accordance with the
24 required procedures for measurement by a nuclear density gauge or roadway cores after
25 completion of the finish rolling.

26

27 If the Contracting Agency uses a nuclear density gauge to determine density the test
28 procedures FOP for WAQTC TM 8 and WSDOT SOP T 729 will be used on the day the
29 mix is placed and prior to opening to traffic.

30

31 Roadway cores for density may be obtained by either the Contracting Agency or the
32 Contractor in accordance with WSDOT SOP 734. The core diameter shall be 4-inches
33 minimum, unless otherwise approved by the Engineer. Roadway cores will be tested by
34 the Contracting Agency in accordance with WSDOT FOP for AASHTO T 166.

35

36 If the Contract includes the Bid item "Roadway Core" the cores shall be obtained by the
37 Contractor in the presence of the Engineer on the same day the mix is placed and at
38 locations designated by the Engineer. If the Contract does not include the Bid item
39 "Roadway Core" the Contracting Agency will obtain the cores.

40

41 For a lot in progress with a CPF less than 0.75, a new lot will begin at the Contractor's
42 request after the Engineer is satisfied that material conforming to the Specifications can
43 be produced.

44

45 HMA mixture accepted by commercial evaluation and HMA constructed under conditions
46 other than those listed above shall be compacted on the basis of a test point evaluation
47 of the compaction train. The test point evaluation shall be performed in accordance with
48 instructions from the Engineer. The number of passes with an approved compaction

1 train, required to attain the maximum test point density, shall be used on all subsequent
2 paving.

3

4 HMA for preleveling shall be thoroughly compacted. HMA that is used for preleveling
5 wheel rutting shall be compacted with a pneumatic tire roller unless otherwise approved
6 by the Engineer.

7

8 **Test Results**

9 For a subplot that has been tested with a nuclear density gauge that did not meet the
10 minimum of 92 percent of the reference maximum density in a compaction lot with a CPF
11 below 1.00 and thus subject to a price reduction or rejection, the Contractor may request
12 that a core be used for determination of the relative density of the subplot. The relative
13 density of the core will replace the relative density determined by the nuclear density
14 gauge for the subplot and will be used for calculation of the CPF and acceptance of HMA
15 compaction lot.

16

17 When cores are taken by the Contracting Agency at the request of the Contractor, they
18 shall be requested by noon of the next workday after the test results for the subplot have
19 been provided or made available to the Contractor. Core locations shall be outside of
20 wheel paths and as determined by the Engineer. Traffic control shall be provided by the
21 Contractor as requested by the Engineer. Failure by the Contractor to provide the
22 requested traffic control will result in forfeiture of the request for cores. When the CPF for
23 the lot based on the results of the HMA cores is less than 1.00, the cost for the coring will
24 be deducted from any monies due or that may become due the Contractor under the
25 Contract at the rate of \$200 per core and the Contractor shall pay for the cost of the
26 traffic control.

27

28 **5-04.3(10)A HMA Compaction – General Compaction Requirements**

29 Compaction shall take place when the mixture is in the proper condition so that no undue
30 displacement, cracking, or shoving occurs. Areas inaccessible to large compaction
31 equipment shall be compacted by other mechanical means. Any HMA that becomes
32 loose, broken, contaminated, shows an excess or deficiency of asphalt, or is in any way
33 defective, shall be removed and replaced with new hot mix that shall be immediately
34 compacted to conform to the surrounding area.

35

36 The type of rollers to be used and their relative position in the compaction sequence
37 shall generally be the Contractor's option, provided the specified densities are attained.
38 Unless the Engineer has approved otherwise, rollers shall only be operated in the static
39 mode when the internal temperature of the mix is less than 175°F. Regardless of mix
40 temperature, a roller shall not be operated in a mode that results in checking or cracking
41 of the mat. Rollers shall only be operated in static mode on bridge decks.

42

43 **5-04.3(10)B HMA Compaction – Cyclic Density**

44 Low cyclic density areas are defined as spots or streaks in the pavement that are less
45 than 90 percent of the theoretical maximum density. At the Engineer's discretion, the
46 Engineer may evaluate the HMA pavement for low cyclic density, and when doing so will
47 follow WSDOT SOP 733. A \$500 Cyclic Density Price Adjustment will be assessed for
48 any 500-foot section with two or more density readings below 90 percent of the
49 theoretical maximum density.

1
2
3
4
5
6
7
8
9
10
11
12
13
14
15
16
17
18
19
20
21
22
23
24
25
26
27
28
29
30
31
32
33
34
35
36
37
38
39
40
41
42
43
44
45
46

5-04.3(10)C Vacant

5-04.3(10)D HMA Nonstatistical Compaction

5-04.3(10)D1 HMA Nonstatistical Compaction – Lots and Sublots

HMA compaction which is accepted by nonstatistical evaluation will be based on acceptance testing performed by the Contracting Agency dividing the project into compaction lots.

A lot is represented by randomly selected samples of the same mix design that will be tested for acceptance. A lot is defined as the total quantity of material or work produced for each Job Mix Formula placed. Only one lot per JMF is expected. A subplot shall be equal to one day's production or 400 tons, whichever is less except that the final subplot will be a minimum of 200 tons and may be increased to 800 tons. Testing for compaction will be at the rate of 5 tests per subplot per WSDOT T 738.

The subplot locations within each density lot will be determined by the Engineer. For a lot in progress with a CPF less than 0.75, a new lot will begin at the Contractor's request after the Engineer is satisfied that material conforming to the Specifications can be produced.

HMA mixture accepted by commercial evaluation and HMA constructed under conditions other than those listed above shall be compacted on the basis of a test point evaluation of the compaction train. The test point evaluation shall be performed in accordance with instructions from the Engineer. The number of passes with an approved compaction train, required to attain the maximum test point density, shall be used on all subsequent paving.

HMA for preleveling shall be thoroughly compacted. HMA that is used to prelevel wheel ruts shall be compacted with a pneumatic tire roller unless otherwise approved by the Engineer.

5-04.3(10)D2 HMA Compaction Nonstatistical Evaluation – Acceptance Testing

The location of the HMA compaction acceptance tests will be randomly selected by the Engineer from within each subplot, with one test per subplot.

5-04.3(10)D3 HMA Nonstatistical Compaction – Price Adjustments

For each compaction lot with one or two sublots, having all sublots attain a relative density that is 92 percent of the reference maximum density the HMA shall be accepted at the unit Contract price with no further evaluation. When a subplot does not attain a relative density that is 92 percent of the reference maximum density, the lot shall be evaluated in accordance with Section 1-06.2 to determine the appropriate CPF. The maximum CPF shall be 1.00, however, lots with a calculated CPF in excess of 1.00 will be used to offset lots with CPF values below 1.00 but greater than 0.90. Lots with CPF lower than 0.90 will be evaluated for compliance per 5-04.3(11). Additional testing by

1 either a nuclear moisture-density gauge or cores will be completed as required to provide
2 a minimum of three tests for evaluation.

3

4 For compaction below the required 92% a Non-Conforming Compaction Factor (NCCF)
5 will be determined. The NCCF equals the algebraic difference of CPF minus 1.00
6 multiplied by 40 percent. The Compaction Price Adjustment will be calculated as the
7 product of CPF, the quantity of HMA in the compaction control lot in tons, and the unit
8 Contract price per ton of mix.

9

10 **5-04.3(11) Reject Work**

11

12 **5-04.3(11)A Reject Work General**

13 Work that is defective or does not conform to Contract requirements shall be rejected.
14 The Contractor may propose, in writing, alternatives to removal and replacement of
15 rejected material. Acceptability of such alternative proposals will be determined at the
16 sole discretion of the Engineer. HMA that has been rejected is subject to the
17 requirements in Section 1-06.2(2) and this specification, and the Contractor shall submit
18 a corrective action proposal to the Engineer for approval.

19

20 **5-04.3(11)B Rejection by Contractor**

21 The Contractor may, prior to sampling, elect to remove any defective material and
22 replace it with new material. Any such new material will be sampled, tested, and
23 evaluated for acceptance.

24

25 **5-04.3(11)C Rejection Without Testing (Mixture or Compaction)**

26 The Engineer may, without sampling, reject any batch, load, or section of Roadway that
27 appears defective. Material rejected before placement shall not be incorporated into the
28 pavement. Any rejected section of Roadway shall be removed.

29

30 No payment will be made for the rejected materials or the removal of the materials
31 unless the Contractor requests that the rejected material be tested. If the Contractor
32 elects to have the rejected material tested, a minimum of three representative samples
33 will be obtained and tested. Acceptance of rejected material will be based on
34 conformance with the nonstatistical acceptance Specification. If the CPF for the rejected
35 material is less than 0.75, no payment will be made for the rejected material; in addition,
36 the cost of sampling and testing shall be borne by the Contractor. If the CPF is greater
37 than or equal to 0.75, the cost of sampling and testing will be borne by the Contracting
38 Agency. If the material is rejected before placement and the CPF is greater than or equal
39 to 0.75, compensation for the rejected material will be at a CPF of 0.75. If rejection
40 occurs after placement and the CPF is greater than or equal to 0.75, compensation for
41 the rejected material will be at the calculated CPF with an addition of 25 percent of the
42 unit Contract price added for the cost of removal and disposal.

43

44 **5-04.3(11)D Rejection - A Partial Sublot**

45 In addition to the random acceptance sampling and testing, the Engineer may also
46 isolate from a normal sublot any material that is suspected of being defective in relative
47 density, gradation or asphalt binder content. Such isolated material will not include an
48 original sample location. A minimum of three random samples of the suspect material will

1 be obtained and tested. The material will then be statistically evaluated as an
2 independent lot in accordance with Section 1-06.2(2).

3
4 **5-04.3(11)E Rejection - An Entire Sublot**

5 An entire subplot that is suspected of being defective may be rejected. When a subplot is
6 rejected a minimum of two additional random samples from this subplot will be obtained.
7 These additional samples and the original subplot will be evaluated as an independent lot
8 in accordance with Section 1-06.2(2).

9
10 **5-04.3(11)F Rejection - A Lot in Progress**

11 The Contractor shall shut down operations and shall not resume HMA placement until
12 such time as the Engineer is satisfied that material conforming to the Specifications can
13 be produced:

- 14
- 15 1. When the Composite Pay Factor (CPF) of a lot in progress drops below 1.00 and
16 the Contractor is taking no corrective action, or
 - 17 2. When the Pay Factor (PF) for any constituent of a lot in progress drops below
18 0.95 and the Contractor is taking no corrective action, or
 - 19 3. When either the PFi for any constituent or the CPF of a lot in progress is less
20 than 0.75.

21
22 **5-04.3(11)G Rejection - An Entire Lot (Mixture or Compaction)**

23 An entire lot with a CPF of less than 0.75 will be rejected.

24
25 **5-04.3(12) Joints**

26
27 **5-04.3(12)A HMA Joints**

28
29 **5-04.3(12)A1 Transverse Joints**

30 The Contractor shall conduct operations such that the placing of the top or wearing
31 course is a continuous operation or as close to continuous as possible. Unscheduled
32 transverse joints will be allowed and the roller may pass over the unprotected end of the
33 freshly laid mixture only when the placement of the course must be discontinued for such
34 a length of time that the mixture will cool below compaction temperature. When the Work
35 is resumed, the previously compacted mixture shall be cut back to produce a slightly
36 beveled edge for the full thickness of the course.

37
38 A temporary wedge of HMA constructed on a 20H:1V shall be constructed where a
39 transverse joint as a result of paving or planing is open to traffic. The HMA in the
40 temporary wedge shall be separated from the permanent HMA by strips of heavy
41 wrapping paper or other methods approved by the Engineer. The wrapping paper shall
42 be removed and the joint trimmed to a slightly beveled edge for the full thickness of the
43 course prior to resumption of paving.

44
45 The material that is cut away shall be wasted and new mix shall be laid against the cut.
46 Rollers or tamping irons shall be used to seal the joint.

1
2
3
4
5
6
7
8
9
10
11
12
13
14
15
16
17
18
19
20
21
22
23
24
25
26
27
28
29
30
31
32
33
34
35
36
37
38
39
40
41
42
43
44
45
46
47

5-04.3(12)A2 Longitudinal Joints

The longitudinal joint in any one course shall be offset from the course immediately below by not more than 6 inches nor less than 2 inches. All longitudinal joints constructed in the wearing course shall be located at a lane line or an edge line of the Traveled Way. A notched wedge joint shall be constructed along all longitudinal joints in the wearing surface of new HMA unless otherwise approved by the Engineer. The notched wedge joint shall have a vertical edge of not less than the maximum aggregate size or more than 1/2 of the compacted lift thickness and then taper down on a slope not steeper than 4H:1V. The sloped portion of the HMA notched wedge joint shall be uniformly compacted.

5-04.3(12)B Bridge Paving Joint Seals

5-04.3(12)B1 HMA Sawcut and Seal

Prior to placing HMA on the bridge deck, establish sawcut alignment points at both ends of the bridge paving joint seals to be placed at the bridge ends, and at interior joints within the bridge deck when and where shown in the Plans. Establish the sawcut alignment points in a manner that they remain functional for use in aligning the sawcut after placing the overlay.

Submit a Type 1 Working Drawing consisting of the sealant manufacturer's application procedure.

Construct the bridge paving joint seal as specified on the Plans and in accordance with the detail shown in the Standard Plans. Construct the sawcut in accordance with the detail shown in the Standard Plan. Construct the sawcut in accordance with Section 5-05.3(8)B and the manufacturer's application procedure.

5-04.3(12)B2 Paved Panel Joint Seal

Construct the paved panel joint seal in accordance with the requirements specified in section 5-04.3(12)B1 and the following requirement:

1. Clean and seal the existing joint between concrete panels in accordance with Section 5-01.3(8) and the details shown in the Standard Plans.

5-04.3(13) Surface Smoothness

The completed surface of all courses shall be of uniform texture, smooth, uniform as to crown and grade, and free from defects of all kinds. The completed surface of the wearing course shall not vary more than 1/8 inch from the lower edge of a 10-foot straightedge placed on the surface parallel to the centerline. The transverse slope of the completed surface of the wearing course shall vary not more than 1/4 inch in 10 feet from the rate of transverse slope shown in the Plans.

When deviations in excess of the above tolerances are found that result from a high place in the HMA, the pavement surface shall be corrected by one of the following methods:

1
2
3
4
5
6
7
8
9
10
11
12
13
14
15
16
17
18
19
20
21
22
23
24
25
26
27
28
29
30
31
32
33
34
35
36
37
38
39
40
41
42
43
44
45
46
47

1. Removal of material from high places by grinding with an approved grinding machine, or
2. Removal and replacement of the wearing course of HMA, or
3. By other method approved by the Engineer.

Correction of defects shall be carried out until there are no deviations anywhere greater than the allowable tolerances.

Deviations in excess of the above tolerances that result from a low place in the HMA and deviations resulting from a high place where corrective action, in the opinion of the Engineer, will not produce satisfactory results will be accepted with a price adjustment. The Engineer shall deduct from monies due or that may become due to the Contractor the sum of \$500.00 for each and every section of single traffic lane 100 feet in length in which any excessive deviations described above are found.

When utility appurtenances such as manhole covers and valve boxes are located in the traveled way, the utility appurtenances shall be adjusted to the finished grade prior to paving. This requirement may be waived when requested by the Contractor, at the discretion of the Engineer or when the adjustment details provided in the project plan or specifications call for utility appurtenance adjustments after the completion of paving.

Utility appurtenance adjustment discussions will be included in the Pre-Paving planning (5-04.3(14)B3). Submit a written request to waive this requirement to the Engineer prior to the start of paving.

5-04.3(14) Planing (Milling) Bituminous Pavement

The planning plan must be approved by the Engineer and a pre planning meeting must be held prior to the start of any planing. See Section 5-04.3(14)B2 for information on planning submittals.

Locations of existing surfacing to be planed are as shown in the Drawings.

Where planing an existing pavement is specified in the Contract, the Contractor must remove existing surfacing material and to reshape the surface to remove irregularities. The finished product must be a prepared surface acceptable for receiving an HMA overlay.

Use the cold milling method for planing unless otherwise specified in the Contract. Do not use the planer on the final wearing course of new HMA.

Conduct planing operations in a manner that does not tear, break, burn, or otherwise damage the surface which is to remain. The finished planed surface must be slightly grooved or roughened and must be free from gouges, deep grooves, ridges, or other imperfections. The Contractor must repair any damage to the surface by the Contractor's planing equipment, using an Engineer approved method.

1 Repair or replace any metal castings and other surface improvements damaged by
2 planing, as determined by the Engineer.

3
4 A tapered wedge cut must be planed longitudinally along curb lines sufficient to provide a
5 minimum of 4 inches of curb reveal after placement and compaction of the final wearing
6 course. The dimensions of the wedge must be as shown on the Drawings or as specified
7 by the Engineer.

8
9 A tapered wedge cut must also be made at transitions to adjoining pavement surfaces
10 (meet lines) where butt joints are shown on the Drawings. Cut butt joints in a straight line
11 with vertical faces 2 inches or more in height, producing a smooth transition to the
12 existing adjoining pavement.

13
14 After planing is complete, planed surfaces must be swept, cleaned, and if required by the
15 Contract, patched and preleveled.

16
17 The Engineer may direct additional depth planing. Before performing this additional
18 depth planing, the Contractor must conduct a hidden metal in pavement detection survey
19 as specified in Section 5-04.3(14)A.

20
21 **5-04.3(14)A Pre-Planing Metal Detection Check**

22 Before starting planing of pavements, and before any additional depth planing required
23 by the Engineer, the Contractor must conduct a physical survey of existing pavement to
24 be planed with equipment that can identify hidden metal objects.

25
26 Should such metal be identified, promptly notify the Engineer.

27
28 See Section 1-07.16(1) regarding the protection of survey monumentation that may be
29 hidden in pavement.

30
31 The Contractor is solely responsible for any damage to equipment resulting from the
32 Contractor's failure to conduct a pre-planing metal detection survey, or from the
33 Contractor's failure to notify the Engineer of any hidden metal that is detected.

34
35 **5-04.3(14)B Paving and Planing Under Traffic**

36
37 **5-04.3(14)B1 General**

38 In addition the requirements of Section 1-07.23 and the traffic controls required in
39 Section 1-10, and unless the Contract specifies otherwise or the Engineer approves, the
40 Contractor must comply with the following:

- 41
42 1. Intersections:
- 43 a. Keep intersections open to traffic at all times, except when paving or planing
 - 44 operations through an intersection requires closure. Such closure must be kept
 - 45 to the minimum time required to place and compact the HMA mixture, or plane
 - 46 as appropriate. For paving, schedule such closure to individual lanes or portions

- 1 thereof that allows the traffic volumes and schedule of traffic volumes required in
2 the approved traffic control plan. Schedule work so that adjacent intersections
3 are not impacted at the same time and comply with the traffic control restrictions
4 required by the Traffic Engineer. Each individual intersection closure or partial
5 closure, must be addressed in the traffic control plan, which must be submitted
6 to and accepted by the Engineer, see Section 1-10.2(2).
- 7 b. When planing or paving and related construction must occur in an
8 intersection, consider scheduling and sequencing such work into quarters of the
9 intersection, or half or more of an intersection with side street detours. Be
10 prepared to sequence the work to individual lanes or portions thereof.
- 11 c. Should closure of the intersection in its entirety be necessary, and no trolley
12 service is impacted, keep such closure to the minimum time required to place
13 and compact the HMA mixture, plane, remove asphalt, tack coat, and as
14 needed.
- 15 d. Any work in an intersection requires advance warning in both signage and a
16 number of Working Days advance notice as determined by the Engineer, to alert
17 traffic and emergency services of the intersection closure or partial closure.
- 18 e. Allow new compacted HMA asphalt to cool to ambient temperature before
19 any traffic is allowed on it. Traffic is not allowed on newly placed asphalt until
20 approval has been obtained from the Engineer.
- 21 2. Temporary centerline marking, post-paving temporary marking, temporary stop
22 bars, and maintaining temporary pavement marking must comply with Section
23 8-23.
- 24 3. Permanent pavement marking must comply with Section 8-22.

25

26 **5-04.3(14)B2 Submittals – Planing Plan and HMA Paving Plan**

27 The Contractor must submit a separate planing plan and a separate paving plan to the
28 Engineer at least 5 Working Days in advance of each operation's activity start date.
29 These plans must show how the moving operation and traffic control are coordinated, as
30 they will be discussed at the pre-planing briefing and pre-paving briefing. When
31 requested by the Engineer, the Contractor must provide each operation's traffic control
32 plan on 24 x 36 inch or larger size Shop Drawings with a scale showing both the area of
33 operation and sufficient detail of traffic beyond the area of operation where detour traffic
34 may be required. The scale on the Shop Drawings is 1 inch = 20 feet, which may be
35 changed if the Engineer agrees sufficient detail is shown.

36

37 The planing operation and the paving operation include, but are not limited to, metal
38 detection, removal of asphalt and temporary asphalt of any kind, tack coat and drying,
39 staging of supply trucks, paving trains, rolling, scheduling, and as may be discussed at
40 the briefing.

41

42 When intersections will be partially or totally blocked, provide adequately sized and
43 noticeable signage alerting traffic of closures to come, a minimum 2 Working Days in
44 advance. The traffic control plan must show where police officers will be stationed when
45 signalization is or may be, countermanded, and show areas where flaggers are
46 proposed.

47

48 At a minimum, the planing and the paving plan must include:

1
2
3
4
5
6
7
8
9
10
11
12
13
14
15
16
17
18
19
20
21
22
23
24
25
26
27
28
29
30
31
32
33
34
35
36
37
38
39
40
41
42
43
44
45
46

1. A copy of the accepted traffic control plan, see Section 1-10.2(2), detailing each day's traffic control as it relates to the specific requirements of that day's planing and paving. Briefly describe the sequencing of traffic control consistent with the proposed planing and paving sequence, and scheduling of placement of temporary pavement markings and channelizing devices after each day's planing, and paving.
2. A copy of each intersection's traffic control plan.
3. Haul routes from Supplier facilities, and locations of temporary parking and staging areas, including return routes. Describe the complete round trip as it relates to the sequencing of paving operations.
4. Names and locations of HMA Supplier facilities to be used.
5. List of all equipment to be used for paving.
6. List of personnel and associated job classification assigned to each piece of paving equipment.
7. Description (geometric or narrative) of the scheduled sequence of planing and of paving, and intended area of planing and of paving for each day's work, must include the directions of proposed planing and of proposed paving, sequence of adjacent lane paving, sequence of skipped lane paving, intersection planing and paving scheduling and sequencing, and proposed notifications and coordinations to be timely made. The plan must show HMA joints relative to the final pavement marking lane lines.
8. Names, job titles, and contact information for field, office, and plant supervisory personnel.
9. A copy of the approved Mix Designs.
10. Tonnage of HMA to be placed each day.
11. Approximate times and days for starting and ending daily operations.

5-04.3(14)B3 Pre-Paving and Pre-Planing Briefing

At least 2 Working Days before the first paving operation and the first planing operation, or as scheduled by the Engineer for future paving and planing operations to ensure the Contractor has adequately prepared for notifying and coordinating as required in the Contract, the Contractor must be prepared to discuss that day's operations as they relate to other entities and to public safety and convenience, including driveway and business access, garbage truck operations, Metro transit operations and working around energized overhead wires, school and nursing home and hospital and other accesses, other contractors who may be operating in the area, pedestrian and bicycle traffic, and emergency services. The Contractor, and Subcontractors that may be part of that day's operations, must meet with the Engineer and discuss the proposed operation as it relates to the submitted planing plan and paving plan, approved traffic control plan, and public convenience and safety. Such discussion includes, but is not limited to:

1. General for both Paving Plan and for Planing Plan:
 - a. The actual times of starting and ending daily operations.
 - b. In intersections, how to break up the intersection, and address traffic control and signalization for that operation, including use of peace officers.

- 1 c. The sequencing and scheduling of paving operations and of planing operations,
- 2 as applicable, as it relates to traffic control, to public convenience and safety,
- 3 and to other contractors who may operate in the Project Site.
- 4 d. Notifications required of Contractor activities, and coordinating with other
- 5 entities and the public as necessary.
- 6 e. Description of the sequencing of installation and types of temporary pavement
- 7 markings as it relates to planning and to paving.
- 8 f. Description of the sequencing of installation of, and the removal of, temporary
- 9 pavement patch material around exposed castings and as may be needed
- 10 g. Description of procedures and equipment to identify hidden metal in the
- 11 pavement, such as survey monumentation, monitoring wells, street car rail, and
- 12 castings, before planning, see Section 5-04.3(14)B2.
- 13 h. Description of how flaggers will be coordinated with the planing, paving, and
- 14 related operations.
- 15 i. Description of sequencing of traffic controls for the process of rigid pavement
- 16 base repairs.
- 17 j. Other items the Engineer deems necessary to address.
- 18 2. Paving – additional topics:
- 19 a. When to start applying tack and coordinating with paving.
- 20 b. Types of equipment and numbers of each type equipment to be used. If more
- 21 pieces of equipment than personnel are proposed, describe the sequencing of
- 22 the personnel operating the types of equipment. Discuss the continuance of
- 23 operator personnel for each type equipment as it relates to meeting
- 24 Specification requirements.
- 25 c. Number of JMFs to be placed, and if more than one JMF how the Contractor
- 26 will ensure different JMFs are distinguished, how pavers and MTVs are
- 27 distinguished if more than one JMF is being placed at the time, and how
- 28 pavers and MTVs are cleaned so that one JMF does not adversely influence
- 29 the other JMF.
- 30 d. Description of contingency plans for that day's operations such as equipment
- 31 breakdown, rain out, and Supplier shutdown of operations.
- 32 e. Number of sublots to be placed, sequencing of density testing, and other
- 33 sampling and testing.
- 34

35 **5-04.3(15) Sealing Pavement Surfaces**

36 Apply a fog seal where shown in the plans. Construct the fog seal in accordance with
 37 Section 5-02.3. Unless otherwise approved by the Engineer, apply the fog seal prior to
 38 opening to traffic.

40 **5-04.3(16) HMA Road Approaches**

41 HMA approaches shall be constructed at the locations shown in the Plans or where
 42 staked by the Engineer. The Work shall be performed in accordance with Section 5-04.

44 **5-04.4 Measurement**

45 HMA Cl. ___ PG ___, HMA for ___ Cl. ___ PG ___, and Commercial HMA will
 46 be measured by the ton in accordance with Section 1-09.2, with no deduction being
 47 made for the weight of asphalt binder, mineral filler, or any other component of the

- 1 mixture. If the Contractor elects to remove and replace mix as allowed by Section 5-
- 2 04.3(11), the material removed will not be measured.
- 3
- 4 Roadway cores will be measured per each for the number of cores taken.
- 5
- 6 Preparation of untreated roadway will be measured by the mile once along the centerline
- 7 of the main line Roadway. No additional measurement will be made for ramps, Auxiliary
- 8 Lanes, service roads, Frontage Roads, or Shoulders. Measurement will be to the nearest
- 9 0.01 mile.
- 10
- 11 Soil residual herbicide will be measured by the mile for the stated width to the nearest
- 12 0.01 mile or by the square yard, whichever is designated in the Proposal.
- 13
- 14 Pavement repair excavation will be measured by the square yard of surface marked prior
- 15 to excavation.
- 16
- 17 Asphalt for prime coat will be measured by the ton in accordance with Section 1-09.2.
- 18
- 19 Prime coat aggregate will be measured by the cubic yard, truck measure, or by the ton,
- 20 whichever is designated in the Proposal.
- 21
- 22 Asphalt for fog seal will be measured by the ton, as provided in Section 5-02.4.
- 23
- 24 Longitudinal joint seals between the HMA and cement concrete pavement will be
- 25 measured by the linear foot along the line and slope of the completed joint seal.
- 26
- 27 Planing bituminous pavement will be measured by the square yard.
- 28
- 29 Temporary pavement marking will be measured by the linear foot as provided in Section
- 30 8-23.4.
- 31
- 32 Water will be measured by the M gallon as provided in Section 2-07.4.
- 33

5-04.5 Payment

34 Payment will be made for each of the following Bid items that are included in the
35 Proposal:
36

- 37
- 38 "HMA Cl. ___ PG ___", per ton.
- 39
- 40 "HMA for Approach Cl. ___ PG ___", per ton.
- 41
- 42 "HMA for Preleveling Cl. ___ PG ___", per ton.
- 43
- 44 "HMA for Pavement Repair Cl. ___ PG ___", per ton.

1
2
3
4
5
6
7
8
9
10
11
12
13
14
15
16
17
18
19
20
21
22
23
24
25
26
27
28
29
30
31
32
33
34
35
36
37
38
39
40
41
42
43
44
45
46

“Commercial HMA”, per ton.

The unit Contract price per ton for “HMA Cl. ____ PG ____”, “HMA for Approach Cl. ____ PG ____”, “HMA for Preleveling Cl. ____ PG ____”, “HMA for Pavement Repair Cl. ____ PG ____”, and “Commercial HMA” shall be full compensation for all costs, including anti-stripping additive, incurred to carry out the requirements of Section 5-04 except for those costs included in other items which are included in this Subsection and which are included in the Proposal.

“Preparation of Untreated Roadway”, per mile.

The unit Contract price per mile for “Preparation of Untreated Roadway” shall be full pay for all Work described under 5-04.3(4) , with the exception, however, that all costs involved in patching the Roadway prior to placement of HMA shall be included in the unit Contract price per ton for “HMA Cl. ____ PG ____” which was used for patching. If the Proposal does not include a Bid item for “Preparation of Untreated Roadway”, the Roadway shall be prepared as specified, but the Work shall be included in the Contract prices of the other items of Work.

“Preparation of Existing Paved Surfaces”, per mile.

The unit Contract Price for “Preparation of Existing Paved Surfaces” shall be full pay for all Work described under Section 5-04.3(4) with the exception, however, that all costs involved in patching the Roadway prior to placement of HMA shall be included in the unit Contract price per ton for “HMA Cl. ____ PG ____” which was used for patching. If the Proposal does not include a Bid item for “Preparation of Untreated Roadway”, the Roadway shall be prepared as specified, but the Work shall be included in the Contract prices of the other items of Work.

“Crack Sealing”, by force account.

“Crack Sealing” will be paid for by force account as specified in Section 1-09.6. For the purpose of providing a common Proposal for all Bidders, the Contracting Agency has entered an amount in the Proposal to become a part of the total Bid by the Contractor.

“Pavement Repair Excavation Incl. Haul”, per square yard.

The unit Contract price per square yard for “Pavement Repair Excavation Incl. Haul” shall be full payment for all costs incurred to perform the Work described in Section 5-04.3(4) with the exception, however, that all costs involved in the placement of HMA shall be included in the unit Contract price per ton for “HMA for Pavement Repair Cl. ____ PG ____”, per ton.

“Asphalt for Prime Coat”, per ton.

1 The unit Contract price per ton for "Asphalt for Prime Coat" shall be full payment for all
2 costs incurred to obtain, provide and install the material in accordance with Section 5-
3 04.3(4).
4
5 "Prime Coat Agg.", per cubic yard, or per ton.
6
7 The unit Contract price per cubic yard or per ton for "Prime Coat Agg." shall be full pay
8 for furnishing, loading, and hauling aggregate to the place of deposit and spreading the
9 aggregate in the quantities required by the Engineer.
10
11 "Asphalt for Fog Seal", per ton.
12
13 Payment for "Asphalt for Fog Seal" is described in Section 5-02.5.
14
15 "Longitudinal Joint Seal", per linear foot.
16
17 The unit Contract price per linear foot for "Longitudinal Joint Seal" shall be full payment
18 for all costs incurred to perform the Work described in Section 5-04.3(12).
19
20 "Planing Bituminous Pavement", per square yard.
21
22 The unit Contract price per square yard for "Planing Bituminous Pavement" shall be full
23 payment for all costs incurred to perform the Work described in Section 5-04.3(14).
24
25 "Temporary Pavement Marking", per linear foot.
26
27 Payment for "Temporary Pavement Marking" is described in Section 8-23.5.
28
29 "Water", per M gallon.
30
31 Payment for "Water" is described in Section 2-07.5.
32
33 "Job Mix Compliance Price Adjustment", by calculation.
34
35 "Job Mix Compliance Price Adjustment" will be calculated and paid for as described in
36 Section 5-04.3(9)C6.
37
38 "Compaction Price Adjustment", by calculation.
39
40 "Compaction Price Adjustment" will be calculated and paid for as described in Section 5-
41 04..3(10)D3.
42
43 "Roadway Core", per each.
44

1 The Contractor's costs for all other Work associated with the coring (e.g., traffic control)
2 shall be incidental and included within the unit Bid price per each and no additional
3 payments will be made.

4

5 "Cyclic Density Price Adjustment", by calculation.

6

7 "Cyclic Density Price Adjustment" will be calculated and paid for as described in Section
8 5-04.3(10)B.

9

10

11 **Hot Mix Asphalt**

12

13 **Description**

14 Section 5-04.1 is supplemented with the following:

15

16 (*****)

17 Work includes the replacement of asphalt surfacing at the Dekalb Harrison Intersection
18 for sidewalk repairs, Sidney Kitsap Intersection for sidewalk repairs, and at the Alley off
19 of Sidney for utility repairs.

20

21 Note that removal of asphalt pavement and concrete pavement is included is included in
22 Removal of Structure and Obstructions.

23

24 **Construction Requirements**

25 Section 5-04.3 is supplemented with the following:

26

27 (*****)

28 Complete sidewalk repairs before paving the Dekalb Street and Harrison Avenue
29 Intersection.

30

31

32

33

34

35 **Division 7** 36 **Drainage Structures, Storm Sewers, Sanitary** 37 **Sewers, Water Mains, and Conduits**

38

39

40 **DRAINS**

41

42 **Description**

43 Section 7-05.1 is supplemented with the following:

44

45 (*****)

46 Work includes the following:

- 47 • New storm pipe to replace/ reconfigure drainage at the Sidney Ave./ Unnamed Alley
48 location as shown in the Plans.
- 49 • Repair of an blocked concrete pipe downstream of an existing catch basin at the
50 South East corner of the Sidney Ave. and Kitsap St. intersection

1
2
3
4
5
6
7
8
9
10
11
12
13
14
15
16
17
18
19
20
21
22
23
24
25
26
27
28
29
30
31
32
33
34
35
36
37
38
39
40
41
42
43
44
45
46
47
48
49
50
51

Construction Requirements

Section 7-05.3 is supplemented with the following:

(*****)

At the location shown in the Plans excavate to expose the 12 inch diameter concrete pipe. Repair the existing pipe by replacing a short section of damaged pipe (up to 10 feet in length) or unearthing and relaying and grouting the existing pipe to the satisfaction of the Engineer.

Measurement and Payment

Section 7-05.4 and 7-05.5 are supplemented with the following:

(*****)

The lump sum Contract price for "Concrete Drain Pipe Repair " shall be full pay for all materials, equipment, and labor to repair the pipe.

Manholes, Inlets, Catch Basins, and Drywells

Description

Section 7-05.1 is supplemented with the following:

(*****)

Work includes the following:

- Stormwater Utility; A new concrete inlet and catch basin type 1 at the Sidney Ave./ Unnamed Alley location as shown in the Plans.
- Sewer Utility: A new manhole to replace an existing failed brick manhole including restoring connections to existing clay sewer mains at the intersection of Sidney Ave. and Kitsap St.

Construction Requirements

Section 7-05.3 is supplemented with the following:

(*****)

For the sewer manhole repair the City will allow for the use of a saddle manhole and a cast in place base. Refer to WSDOT standard details for cast in place base requirements. Submit shop drawings and structural calculations/ documentation as needed for approval of these items.

Refer to Section 7-01 of the Standard Specifications for the drain pipe repair and connection requirements. The cost of connecting existing drains for the neighboring home site to the new concrete inlet is included in and incidental to the price for the new Concrete Inlet.

Refer to Section 7-17 of the Standard Specifications for sewer main pipe repair and connections requirements. The cost of connecting existing 8 In. clay sewer main pipe using new 8 In. PVC sewer pipe as needed and couplers is included in and incidental to the price for the new Concrete Inlet.

1
2 For connections to the existing clay main using factory fabricated couplings
3 recommended by the manufacture for connecting the type of dissimilar pipe. Other
4 nearby connections have been made with flexible steel banded couplers by Fernco.
5

6 **Measurement and Payment**

7 Section 7-05.4 and 7-05.5 are supplemented with the following:
8

9 (*****)

10 The lump sum Contract price for "Manhole 48 In. Diameter" shall be full pay for all
11 materials, equipment, and labor for furnishing and installing the new manhole and re-
12 connecting to the existing clay pipe sewer main, shown in the Plans.
13

14 The lump sum Contract price for "Concrete Inlet" shall be full pay for all materials,
15 equipment, and labor for furnishing and installing the new catch basin including
16 connecting to existing yard drain(s).
17

18
19
20
21 **Sanitary Sewers**

22
23 **Description**

24 Section 7-17.1 is supplemented with the following:
25

26 (*****)

27 Work includes sewer bypass pumping for all sewer work including but not limited to
28 manhole replacement and CIPP repair.
29

30 **Construction Requirements**

31 Section 7-17.3 is supplemented with the following:
32

33 **Protection of Existing Sewerage Facilities**

34 (*****)

35 Insert the following after the first sentence of the first paragraph of Section 7-17.3(1):

36 The work involves protect existing clay pipe sewer mains and side services. The
37 contractor shall work diligently to protect existing pipe and be prepared to repair existing
38 clay pipe that is damaged by having PVC pipe, fittings, and couplers on hand.
39

40 The Contractor shall furnish, install, and operate all necessary equipment to maintain
41 service flows by bypass pumping or pumping into Contractor furnished and operated
42 tankers and delivering sewage to the destination sewage treatment plant. Sufficient
43 pumping equipment in good working condition shall be used at all times, and necessary
44 backup equipment for all emergencies, including power outage, and shall have available
45 at all times competent workers for the operation of the pumping equipment. The peak
46 flows have been estimated not to exceed 1,000 gallons per minute (gpm).
47

48 The Contractor shall provide a detailed bypass plan to be submitted to the Engineer for
49 review/approval.
50

51 **Measurement and Payment**

52 Section 7-17.4 and 7-17.5 are supplemented with the following:

1
2
3
4
5
6
7
8
9
10
11
12
13
14
15
16
17
18
19
20
21
22
23
24
25
26
27
28
29
30
31
32
33
34
35
36
37
38
39
40
41
42
43
44
45
46
47
48
49
50
51

(*****)

Sewer Bypass Pumping, per lump sum

The lump sum Contract price for "Sewer Bypass Pumping" shall be full pay for all materials, equipment, and labor for bypassing sewer flows around the Work.

Side Sewers

Description

Section 7-18.1 is supplemented with the following:

(*****)

Work includes the repair of the side services at the Sidney Ave./ Unnamed Alley and restoration of exposed side service connections to the existing clay sewer main.

Construction Requirements

Section 7-18.3 is supplemented with the following:

(*****)

Repair mortar at the replaced and existing side services at the locations shown in the Plans. Remove existing mortar and prepare surfaces to the satisfaction of the Engineer.

Measurement and Payment

Section 7-18.4 and 7-18.5 are supplemented with the following:

(*****)

The lump sum Contract price for "Restore Side Service Connection" shall be full pay for all materials, equipment, and labor for repairing/ restoring existing clay or new PVC side services to the existing clay main.

7-20 Cured In Place Pipe Sewer Main Repair

(*****)

Description

The work consists of repair of sewer lines by the installation of a cured in place pipe (CIPP) liner. Also, included in the work is the removal of obstructions including clay pipe side services and grout projections into the main, and in preparation for installing the liner.

Materials

The CIPP shall be design for a life of 50 years or greater. Only products that provide for a 50 year design life from companies that have manufactured CIPP products for 10 or more years will be accepted. The installed CIPP shall be corrosion resistant to chemicals typically found in domestic sewage as defined in the referenced and applicable ASTM standards.

1 Tube: The tube shall consist of one or more layers of a flexible needled felt or an
2 equivalent nonwoven or woven material, or a combination of nonwoven and woven
3 materials, capable of carrying resin and withstanding the installation pressures and curing
4 temperatures. The tube should be compatible with the resin system to be used on this
5 project. The material should be able to stretch to fit irregular pipe sections and negotiate
6 bends.

7
8 The tube should be fabricated to a size that, when installed, will tightly fit the internal
9 circumference and the length of the original conduit. Allowances should be made for the
10 longitudinal and circumferential stretching that occurs during placement of the tube.

11
12 The tube shall be uniform in thickness and when subjected to the installation pressures
13 will meet or exceed the designed finish wall thickness.

14
15 Any plastic film applied to the tube on what will become the interior wall of the finished
16 CIPP shall be compatible with the resin system used, translucent enough that the resin is
17 clearly visible, and shall be firmly bonded to the felt material.

18
19 The tube shall be marked for distance at regular intervals along its entire length, not to
20 exceed 5 feet. Such markings shall also include the lining manufacturer's name or
21 identifying symbol.

22
23 Resin: The resin system shall be a corrosion resistant polyester, vinyl ester, or epoxy and
24 catalyst system that when properly cured meets the minimum requirements given herein
25 or those that are to be utilized in the design of the CIPP for this project.

26
27 **Structural Requirements**

28
29 The design thickness of the liner shall be arrived at using standard engineering
30 methodology. ASTM F1216, Appendix X1, has such an acceptable methodology that
31 may be used where applicable. The long-term flexural modulus to be used in the design
32 shall be verified through testing. The long-term modulus shall not exceed 50% of the
33 short-term value for the resin system unless the tube contains reinforcements. In the
34 event that a reinforced tube is utilized, the long-term flexural modulus shall be the
35 percentage of the short-term modulus as determined by the above referenced testing.

36
37 The layers of the finished CIPP shall be uniformly bonded. It shall not be possible to
38 separate any two layers with a probe or point of a knife blade so that the layers
39 separate cleanly or such that the knife blade moves freely between the layers. If
40 separation of the layers occurs during testing of the field samples, new samples will be
41 cut from the work. Any reoccurrence may be cause for rejection of the work.

42
43 The finished CIPP shall fit tightly to the host pipeline at all observable points and shall
44 meet or exceed the minimum thickness established by the design process. The
45 materials properties of the finished CIPP shall meet or exceed the following structural
46 standards:

47

Property	ASTM Test Method	Polyester System	Filled Polyester System	Vinyl Ester System
Flexural Strength	0790	4,500psi	4,500psi	5,000psi
Flexural Modulus (Initial)	0790	250,000psi	400,000psi	300,000psi
Flexural Modulus (50 Yr)	0790	125,000psi	200,000psi	150,000psi

Tensile Strength	0638	3,000psi	3,000psi	4,000psi
------------------	------	----------	----------	----------

1
2
3
4
5
6
7
8
9
10
11
12
13
14
15
16
17
18
19
20
21
22
23
24
25
26
27
28
29
30
31
32
33
34
35
36
37
38
39
40
41
42
43
44
45
46
47
48
49
50
51

Submittals

- Submittals for Approval
1. Manufacturer's certification that the materials to be used meet the referenced standards and these specifications.
 2. License or certificate verifying Manufacturer's/Licenser's approval of the installer.
 3. Proposed equipment and procedures for accomplishing the work.
 4. Lining Manufacturer's product data and instructions for resin and catalyst system.
 5. Design Calculations for wall thickness designs. To be completed by an engineer proficient in the design of pipeline systems.

Construction Requirements

Complete the man hole replacement and side service repairs prior to CIPP repairs.

Experienced personnel trained in locating breaks, obstacles, and service connections by close circuit television shall perform inspection of the pipelines. The interior of the pipeline shall be carefully inspected to determine the location of any conditions that may prevent proper installation of the CIPP into the pipelines, and it shall be noted so that these conditions may be corrected. A video and suitable written log shall be kept for each line section for later reference by the City.

There are several locations where clay pipe side services and grout protrude into the section of sewer main that is to be repaired. Refer to the Plans showing lateral and abandoned lateral locations.

It shall be the responsibility of the Contractor to clear the line of obstructions such as solids and roots that will prevent the insertion of CIPP. If pre-installation inspection reveals an obstruction such as a protruding service connection, dropped joint, or a collapse that will prevent the installation process, and it cannot be removed by conventional sewer cleaning equipment, notify the Engineer. Propose alternative method to remove the obstruction and submit to the Engineer for approval.

The CIPP shall be installed in accordance with the practices given in ASTM F1216 (for direct inversion installations) or ASTM F1743 (for pulled-in-place installations). The quantity of resin used for the tube's impregnation shall be sufficient to fill the volume of air voids in the tube with additional allowances being made for polymerization shrinkage and the anticipated loss of any resin through cracks and irregularities in the original pipe wall. A vacuum impregnation process shall be used in conjunction with a roller system to achieve a uniform distribution of the resin throughout the tube.

Temperature gauges shall be placed at the upstream and downstream ends of the reach being lined to monitor the pressurized fluid's (air or water) temperature. In addition to monitoring the temperature inside the tube, temperature gauges shall be placed between the host pipe and the liner at as many points as is practical to record the heating that takes place on the outside of the liner.

1 Curing of the resin system shall be as per the Manufacturer (Licensor) of the CIPP
2 product. The temperatures achieved and the duration of holding the pressurized fluid at
3 those temperatures shall be per the Manufacturer's (Licensor's) established procedures.
4

5 It shall be the responsibility of the Contractor to manage the curing water so that it does
6 not cause or contribute to a violation of water quality standards to receiving waters or
7 groundwater. All water used for curing shall be collected and treated at an offsite treatment
8 facility.
9

10 Seal ends of the new liner to manhole structure or bench as approved. Provide seal
11 compatible with the liner pipe material and form a tight seal at the manhole opening with
12 no annular gaps.
13

14 Use calcium aluminate concrete grout or approved substitute to form a smooth transition
15 with a reshaped invert and a raised manhole bench to eliminate sharp edges at CIPP,
16 concrete bench, and channel invert. Build up and smooth invert of manhole to match flow
17 line of new CIPP.
18

19 After the liner has been formed and cured, the Contractor shall reinstate existing service
20 connections without excavation. Reinstatement shall be performed from the interior of
21 the pipeline. Holes cut through the liner shall be neat and smooth and be installed so as
22 to prevent blockages at service connections.
23

24 Collect and properly dispose of any excess resin and curing materials at the upstream
25 and downstream ends of the project.
26

27 Debris and waste materials shall be removed from the site and disposed of property
28 licensed facility.
29

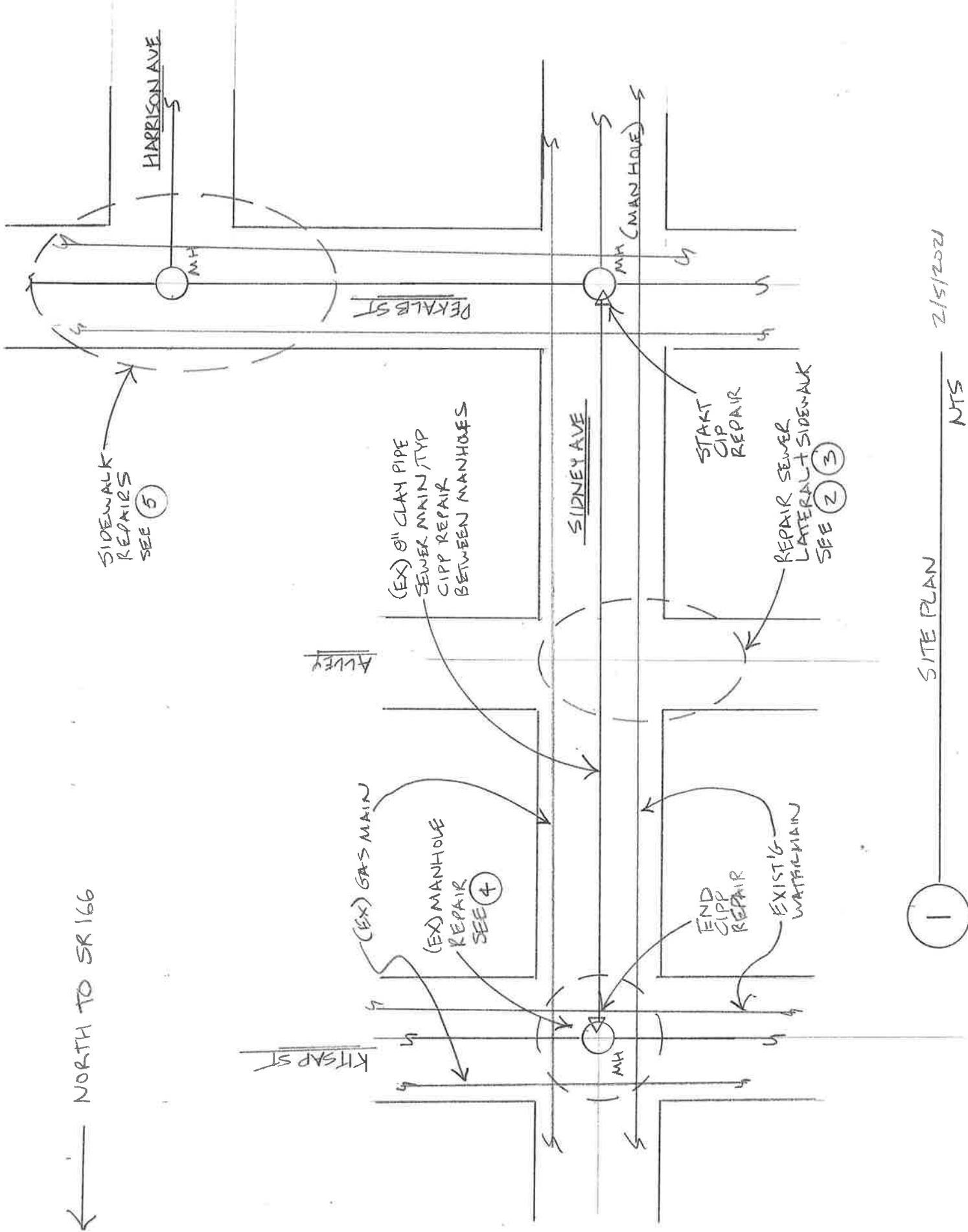
30
31 **Quality Assurance Procedures**

32 The Contractor shall prepare a sample for each installation of CIPP. The samples shall
33 be restrained samples for diameters of CIPP less than 18"; and flat plate samples for
34 diameters of CIPP 18" and larger. The flat plate samples shall be taken directly from
35 the wet out tube, clamped between flat plates, and cured in the downtube. The
36 restrained samples shall be tested for thickness and initial physical properties; flat plate
37 samples shall be tested for initial physical properties only. Analysis shall be performed
38 by an independent laboratory acceptable to the CITY. Submit the report to the
39 Engineer.
40

41 In addition to physically sampling the finished CIPP, the Contractor shall post-TV the
42 completed work after installation of the liner and reinstatement of service connections.
43 The television inspection should be used to confirm tightness of the fit of the CIPP to the
44 host pipe and to identify any imperfections. The finished liner shall be continuous over its
45 entire length and be free from visual defects such as foreign inclusions, dry spots,
46 pinholes, and delamination. Reinstated service connections shall be neat and smooth.
47 Any section of lining with such defects shall be removed and replaced at no additional
48 cost to the City.
49
50

- 1 **Measurement and Payment**
- 2 Measurement of "Cast in Place Pipe (CIPP)" will be the number of linear feet of completed
- 3 measured along the invert.
- 4
- 5 Cast In Place Pipe (CIPP), per lineal foot.
- 6
- 7
- 8

← NORTH TO SR 166

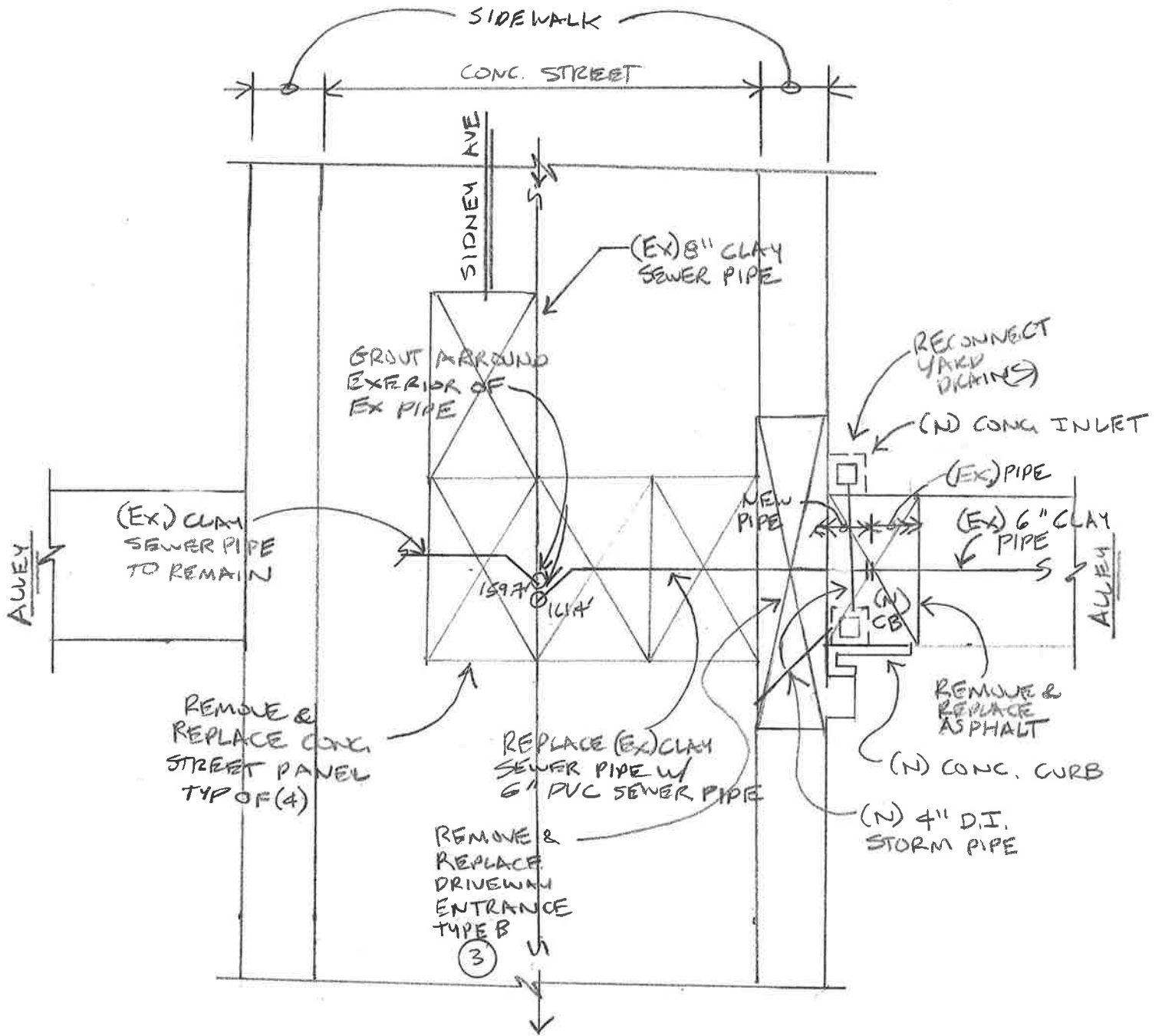


SITE PLAN

1

NTS

2/5/2021

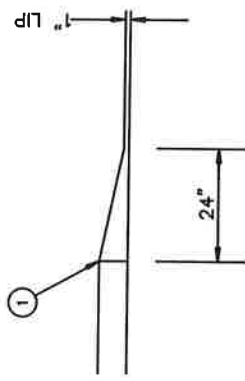


2

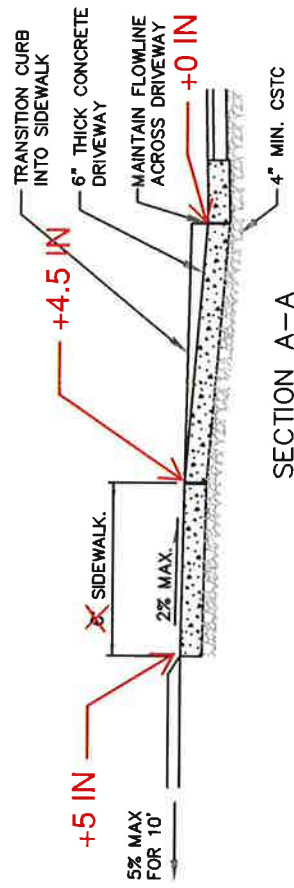
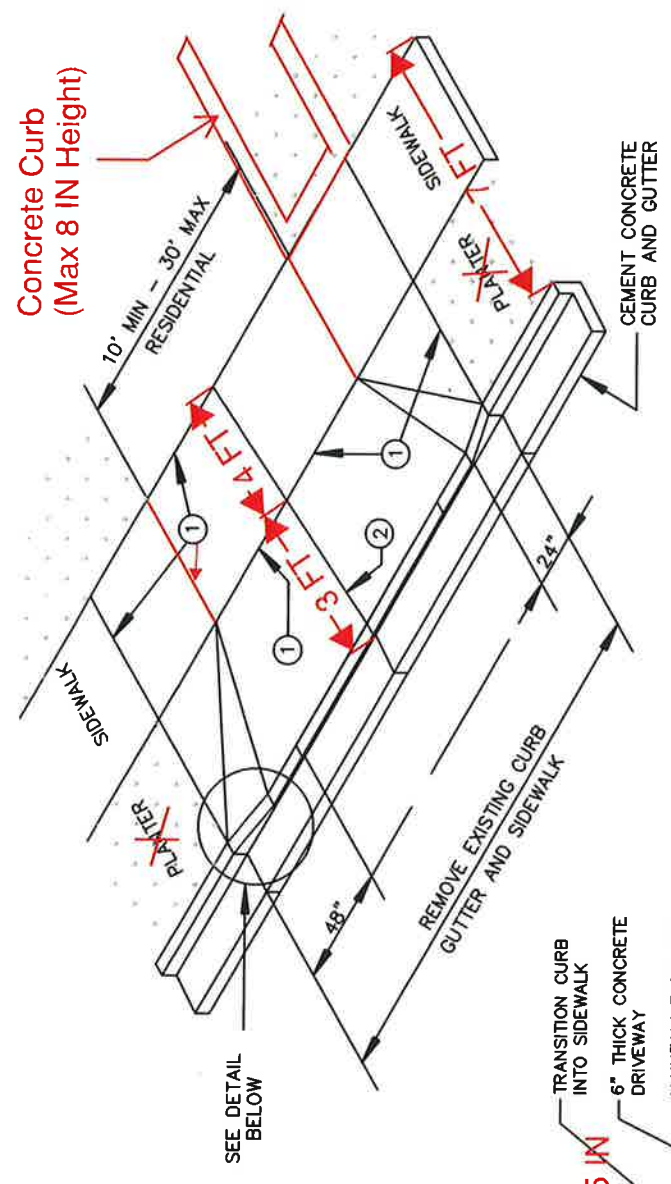
PLAN VIEW

2/5/2021

NTS



DROP CURB TRANSITION DETAIL



SECTION A-A

NOTES:

1. FULL DEPTH EXPANSION JOINT, 3/8" MINIMUM THICKNESS.
2. FULL DEPTH EXPANSION JOINT, 3/8" MINIMUM THICKNESS IF WIDTH OF DRIVEWAY IS 15 FEET OR GREATER.
3. DRIVEWAY SECTION WITHIN PUBLIC RIGHT-OF-WAY IS TO BE SURFACED WITH ASPHALT OR CONCRETE.
4. DRIVEWAY CEMENT CONCRETE DEPTH SHALL BE A MINIMUM OF 6" AND PLACED ON COMPACTED GRADE.
5. CONCRETE SHALL BE COMMERCIAL CLASS CONCRETE PER WSDOT/APWA SPECIFICATIONS.
6. CLEAN AND EDGE ALL JOINTS.

3

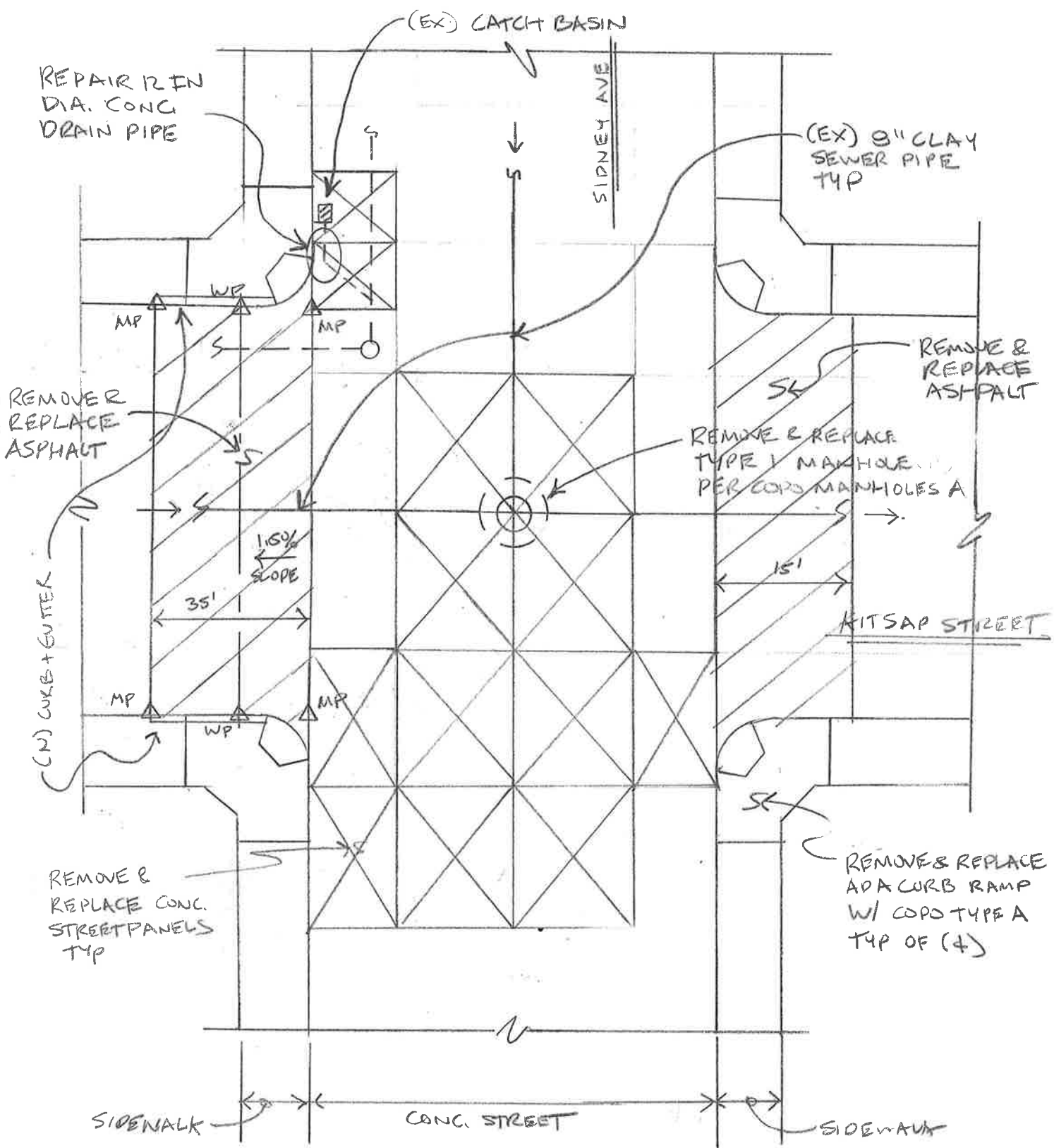
Revised
by KGH
2/5/2021

Est. 1890

DRIVEWAYS B

RESIDENTIAL DRIVEWAY

DRAWN BY	IDS
DATE	1/31/2019
SCALE	NTS
DRAWING NUMBER	321

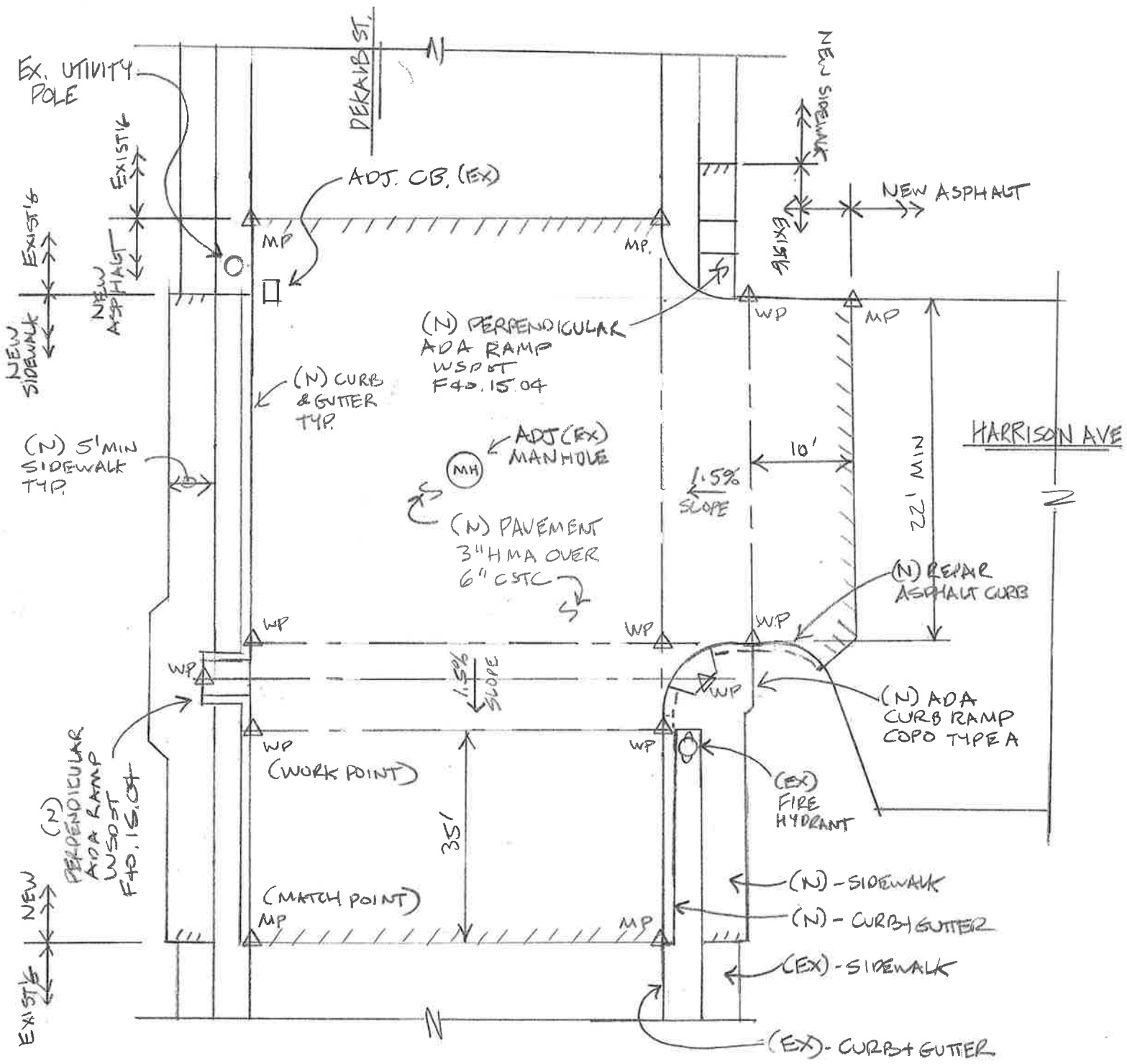


4

PLAN VIEW

NTS 2/5/2021

NOTE:
 CONTRACTOR TO MEASURE INVERT ELEV'S
 AT MANHOLE & SUBMIT SHOP DWE'S FOR
 APPROVAL. APROX DEPTH OF INVERT ELEV'S
 7 FT TO 8 FT

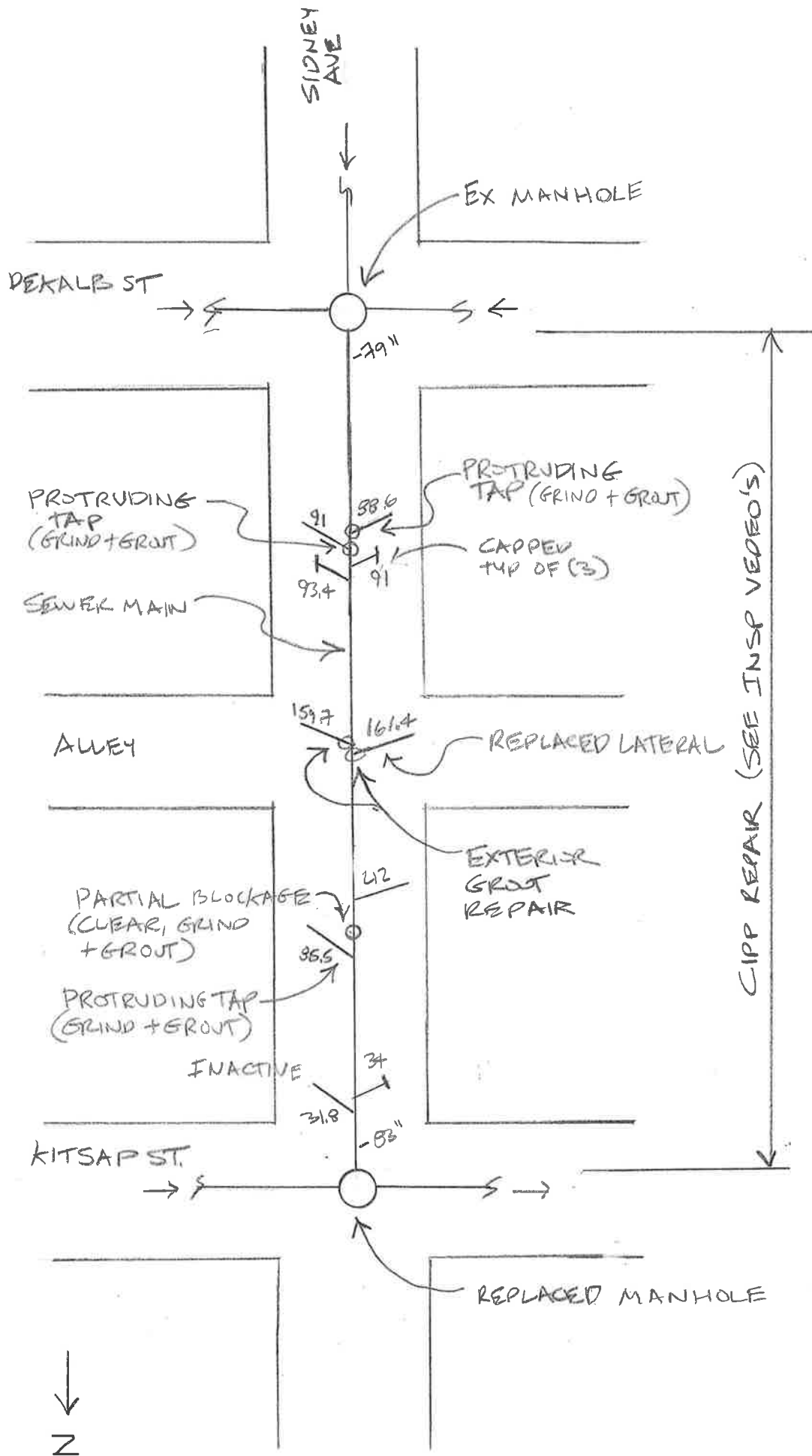


5

PLAN VIEW

NTS

2/5/2021



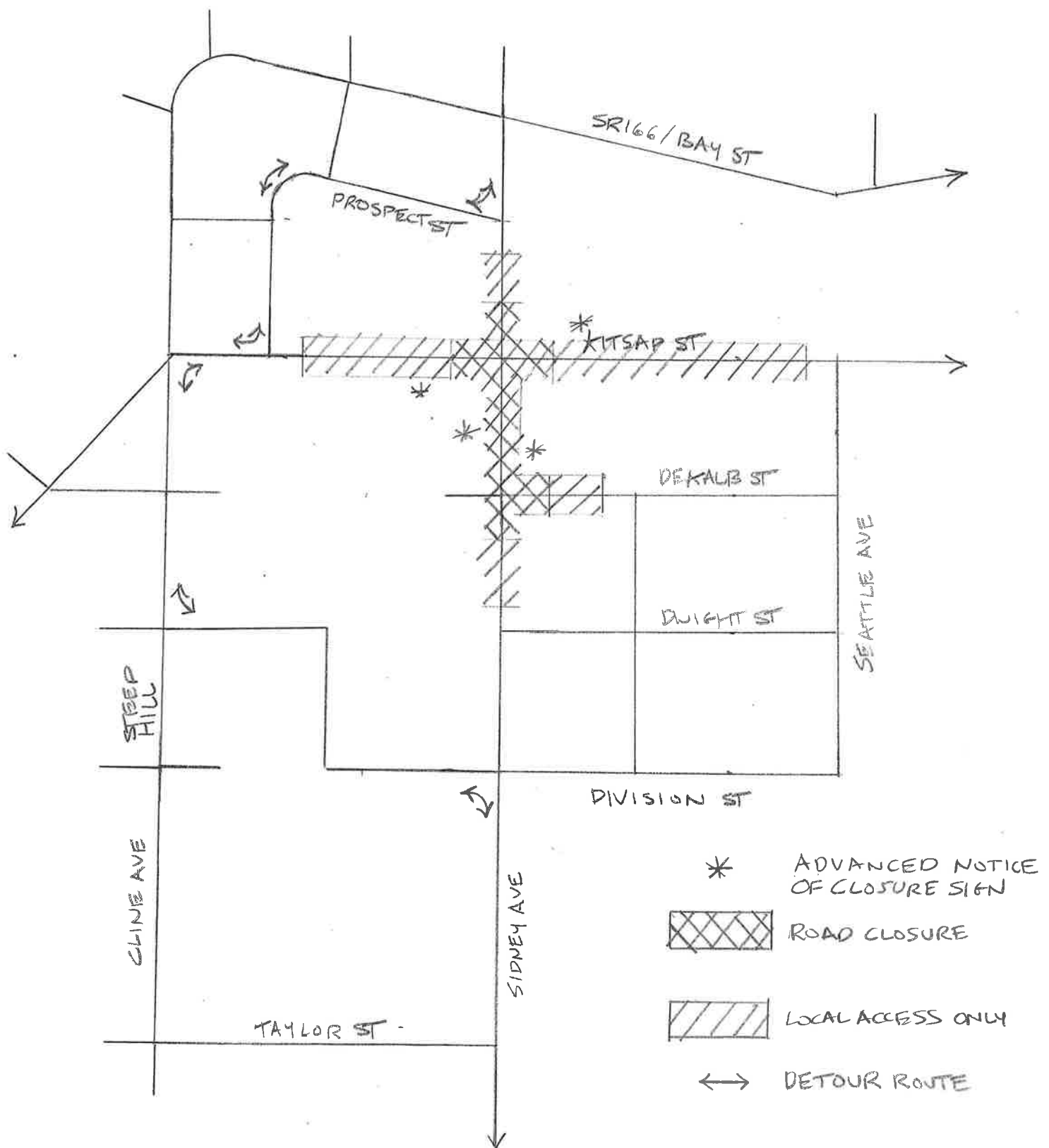
2/5/2021

N.T.S.

CIPP REPAIR PLAN

6

CIPP REPAIR (SEE INSP VIDEO'S)

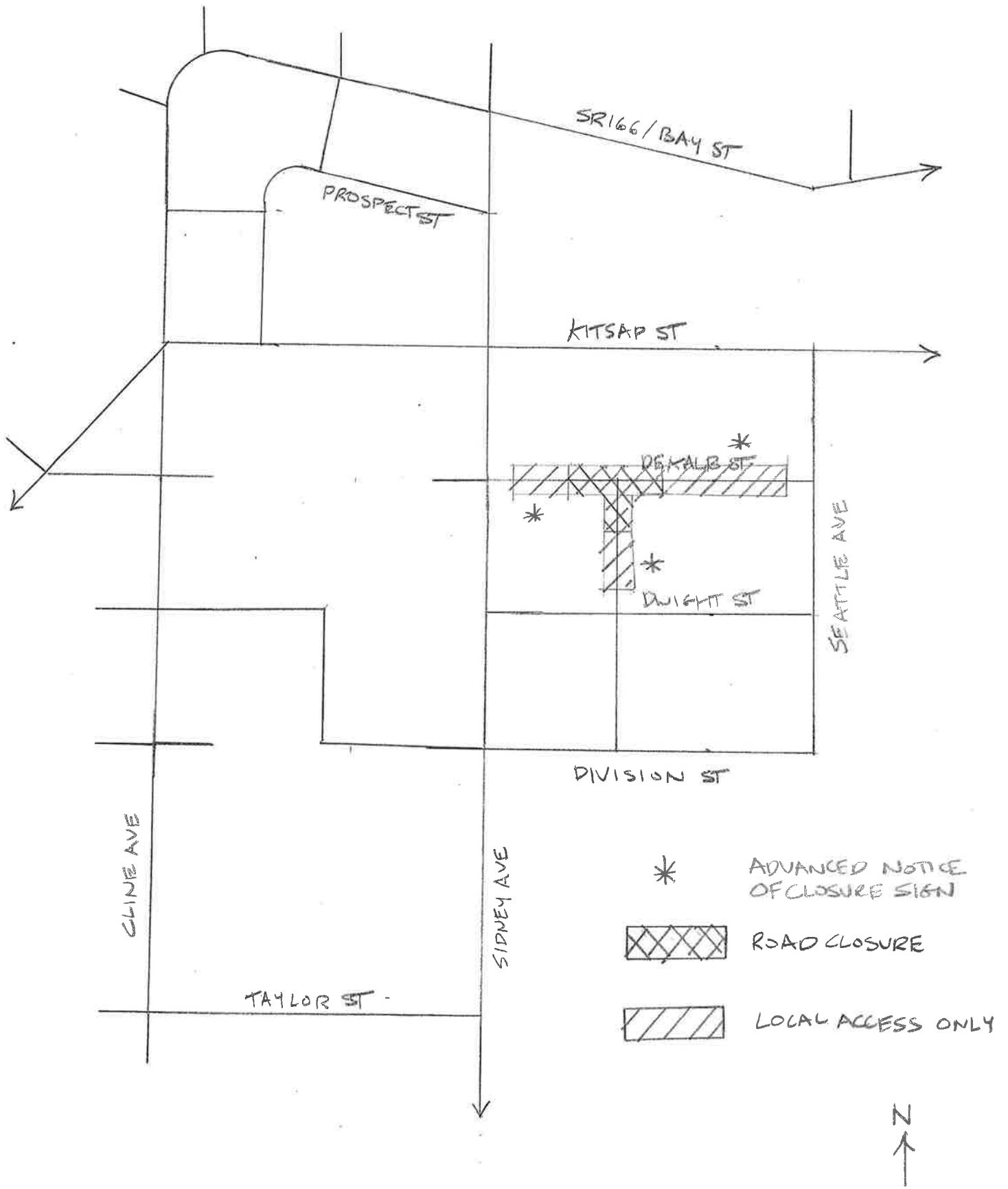


7

ROAD CLOSURE & DETOUR PLAN

NTS.

21/5/2021

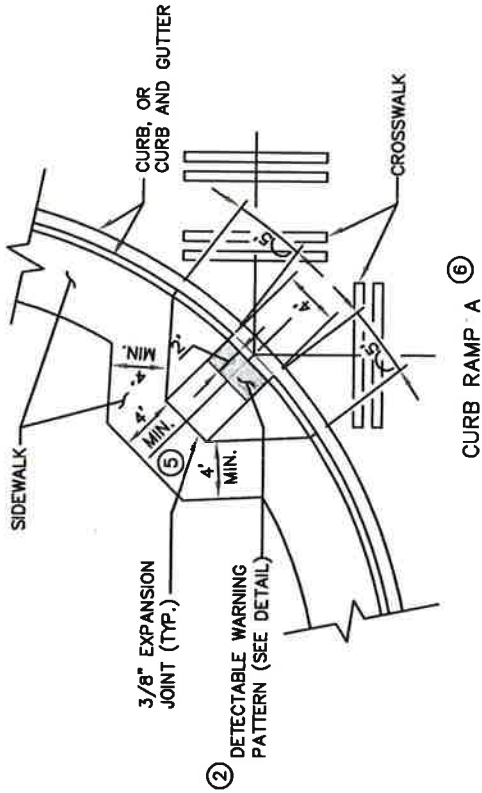


8

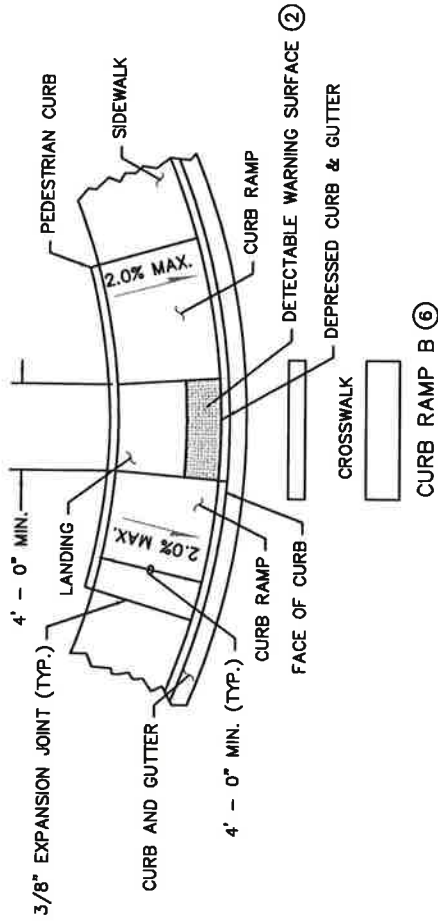
ROAD CLOSURE PLAN

NTS.

2/5/2021



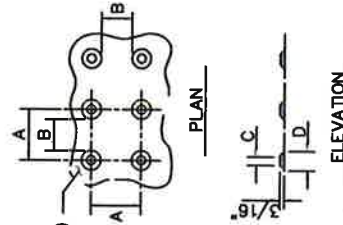
CURB RAMP A ⑥



CURB RAMP B ⑥

DETECTABLE WARNING PATTERN AREA SHALL BE YELLOW, IN COMPLIANCE WITH STD. SPEC. 8-14.3(3)

MIN.	MAX.
A 1 5/8"	2 3/8"
B 5/8"	1 1/2"
C 7/16"	3/4"
D 7/8"	1 7/16"



DETECTABLE WARNING PATTERN DETAIL

NOTES

1. PLACEMENT OF GRATINGS, ACCESS COVERS AND OTHER APPURTENANCES SHALL NOT BE LOCATED ON CURB RAMPS, LANDINGS AND GUTTERS WITHIN THE PEDESTRIAN ACCESS ROUTE.
- ② RAMPS SHALL BE TEXTURED USING TRUNCATED DOME PATTERN (SEE DETAIL THIS PAGE). DETECTABLE WARNING PATTERN SHALL BE YELLOW IN COMPLIANCE WITH WSDOT STANDARD SPECIFICATION 8-14.3(3)
3. RAMP CENTER LINE SHALL BE PERPENDICULAR TO OR RADIAL TO CURB RETURNS UNLESS OTHERWISE APPROVED BY THE CITY ENGINEER.
4. RAMPS SHALL BE CONSTRUCTED AT CORRESPONDING SIDEWALK LOCATIONS ON OPPOSITE SIDE OF STREETS WHEN RAMPS ARE CONSTRUCTED ON ONE SIDE OF STREET.
- ⑤ LANDING SHALL BE MINIMUM 4 X 4'.
- ⑥ CURB RAMP A MUST BE INSTALLED UNLESS OTHERWISE APPROVED.

Est. 1890



SIDEWALKS B

ADA CURB RAMP

DRAWN BY	IDS
DATE	1/29/2019
SCALE	NTS
DRAWING NUMBER	341

NOTES

- At marked crosswalks, the connection between the curb ramp and the roadway must be contained within the width of the crosswalk markings.
- Where "GRADE BREAK" is called out, the entire length of the grade break between the two adjacent surface planes shall be flush.
- Do not place Gratings, Junction Boxes, Access Covers, or other appurtenances on any part of the Curb Ramp or Landing, or in front of the Curb Ramp where it connects to the roadway.
- See Contract Plans for the curb design specified. See **Standard Plan F-10.12** for Curb, Curb and Gutter, Depressed Curb and Gutter, and Pedestrian Curb details.
- See **Standard Plan F-30.10** for Cement Concrete Sidewalk Details. See Contract Plans for width and placement of sidewalk.
- The Bid Item "Cement Concrete Curb Ramp Type ___" does not include the adjacent Curb, Curb and Gutter, Depressed Curb and Gutter, Pedestrian Curb, or Sidewalks.
- The Curb Ramp length is not required to exceed 15 feet (unless shown otherwise in the Contract Plans). When applying the 15-foot max. length, the running slope of the Curb Ramp is allowed to exceed 8.3%. Use a single constant slope from bottom of ramp to top of ramp to match into the landing over a horizontal distance of 15 feet. Do not include the abutting landing in the 15-foot max. measurement.
- Curb Ramps and Landings shall receive a broom finish. See **Standard Specifications 8-14**.
- Pedestrian Curb may be omitted if the ground surface at the back of the Curb Ramp and/or Landing will be at the same elevation as the Curb Ramp or Landing and there will not be material to retain.

LEGEND

- SLOPE IN EITHER DIRECTION
- * 1.5% OR FLATTER RECOMMENDED FOR DESIGN/FORMWORK (2% MAX.)
- ** 7.5% OR FLATTER RECOMMENDED FOR DESIGN/FORMWORK (8.3% MAX.)
- *** 9.5% OR FLATTER RECOMMENDED FOR DESIGN/FORMWORK (10% MAX.)



Digitally signed by B. Scott Zeller
Date: 2020.09.22 12:23:53 -07'00'

PERPENDICULAR CURB RAMP

STANDARD PLAN F-40.15-04

SHEET 1 OF 1 SHEET

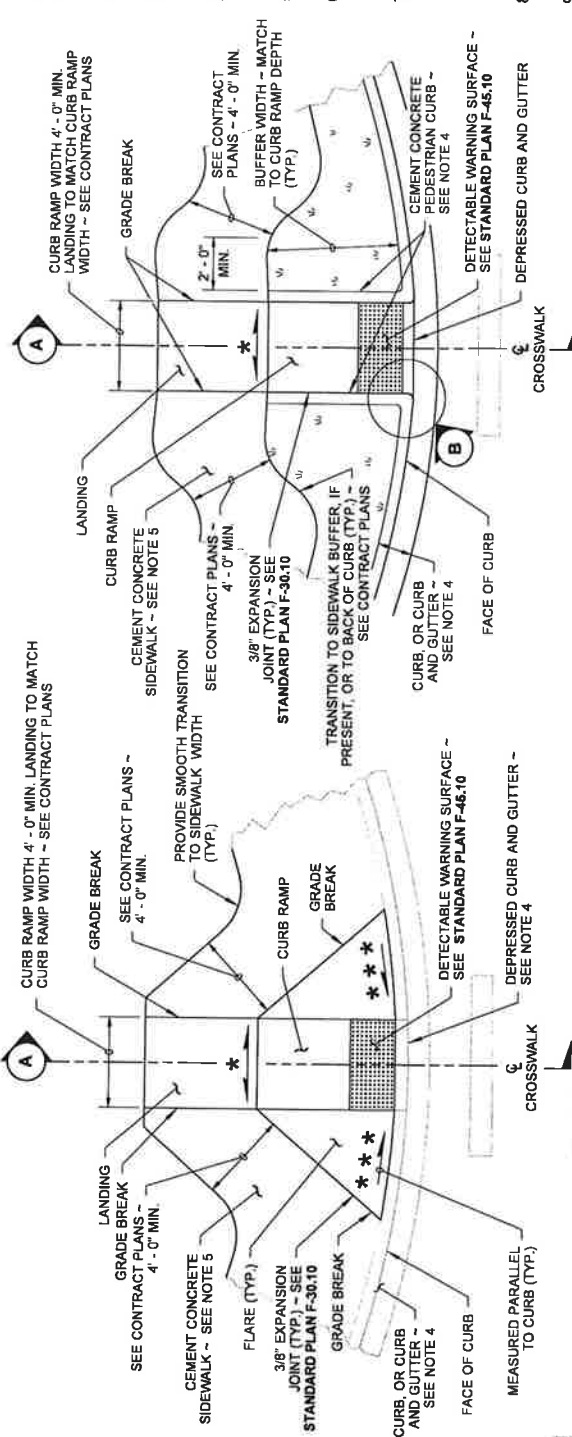
APPROVED FOR PUBLICATION

Date: 2020.09.25

14-44-37-07'00"

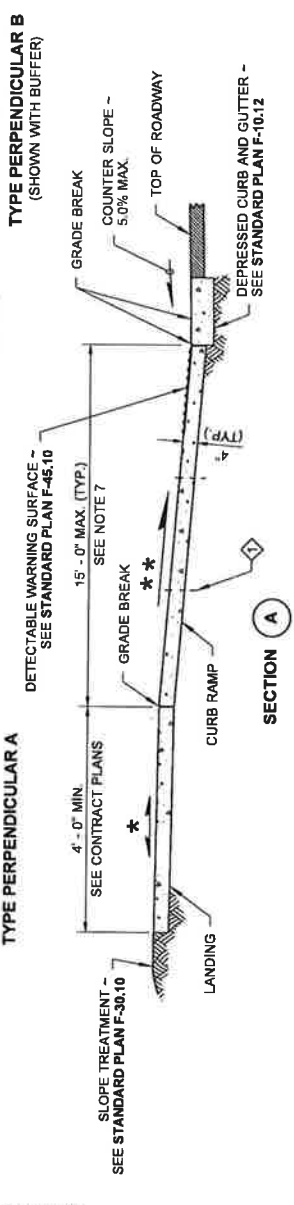
STATE DESIGN ENGINEER

Washington State Department of Transportation

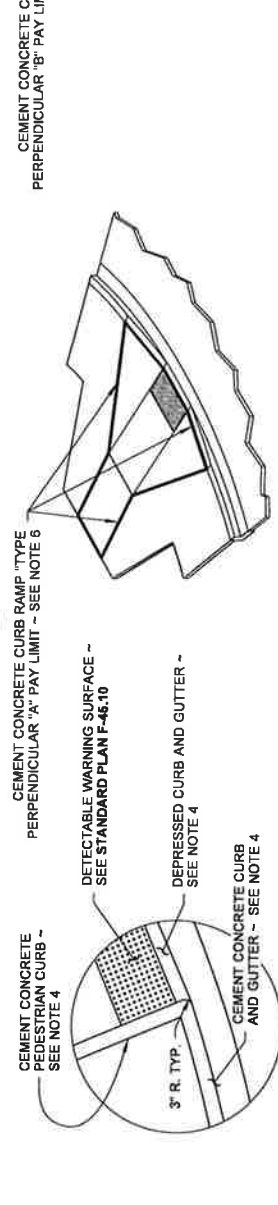


PLAN VIEW TYPE PERPENDICULAR A

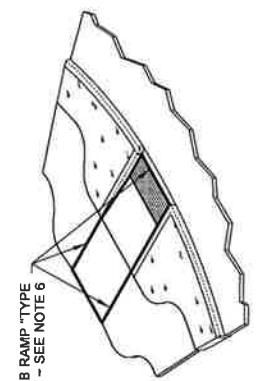
PLAN VIEW TYPE PERPENDICULAR B (SHOWN WITH BUFFER)



SECTION A



CURB RADIUS DETAIL B



ISOMETRIC VIEW TYPE PERPENDICULAR A PAY LIMIT

ISOMETRIC VIEW TYPE PERPENDICULAR B PAY LIMIT

