


Head-Up Display*

Shows the current mode for ACC with Low Speed Follow and LKAS, tachometer, traffic sign recognition system, shift position indicator, **M** (sequential mode*/7-speed manual shift mode*) Indicator/Gear Selection Indicator, compass or turn-by-turn directions along with the vehicle speed. You can choose which item to be displayed using the  (HUD) button on the steering wheel. They are displayed when the power mode is in ON.

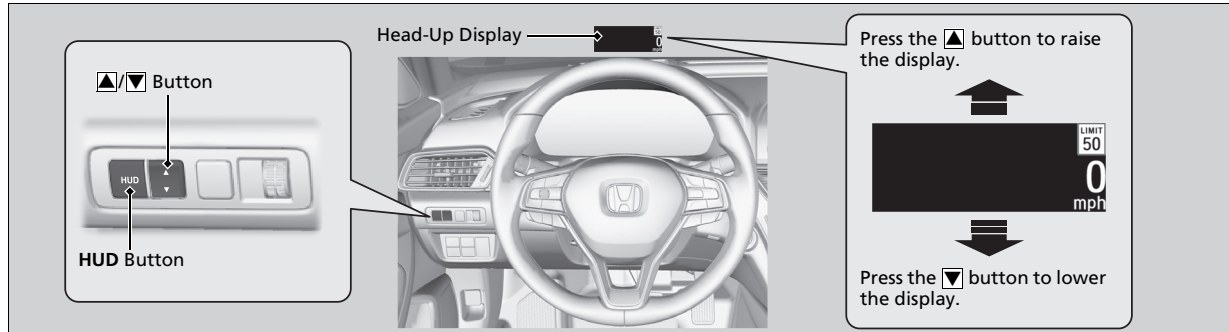
To turn the head-up display on and off: Press the **HUD** button on the driver side control panel.

The display can be moved up and down to become level with your eyes.

To raise or lower the head-up display: Press the  or  button until the desired position is reached.

Head-Up Display*

When you unlock and open the driver's door with a remote transmitter or keyless access system, the head-up display adjusts automatically to one of the two preset positions.



* Not available on all models




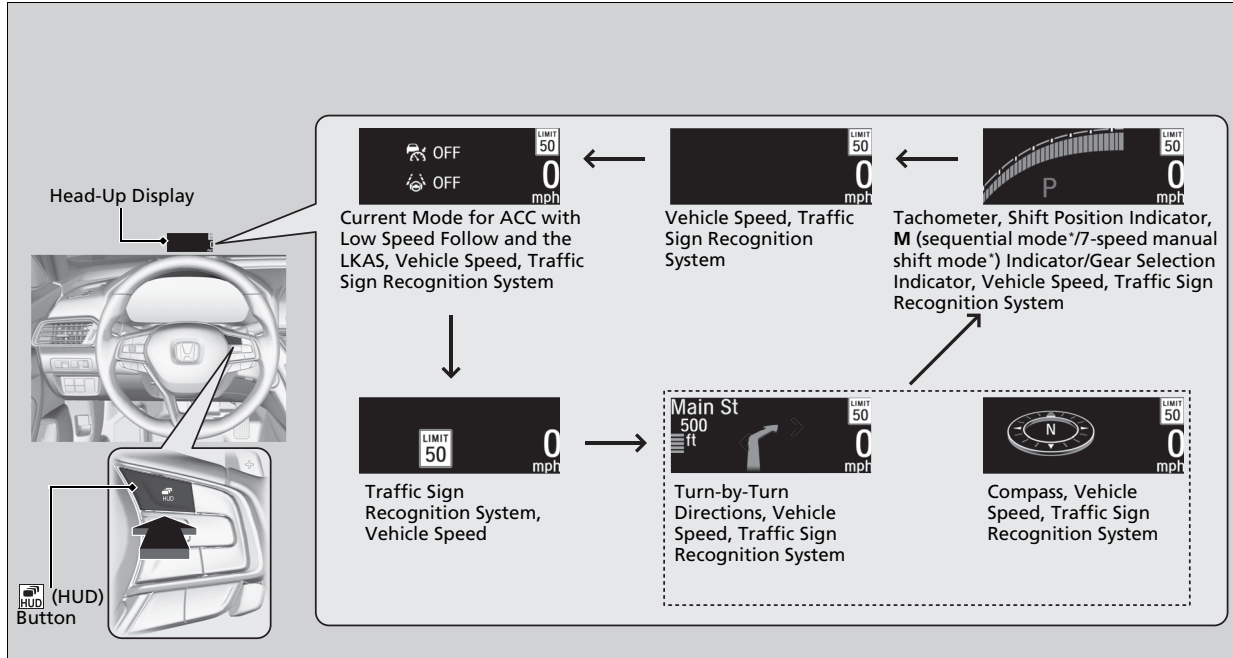
The display also shows the following warnings.

- **Lane Departure Warning:** When your vehicle is too close to the traffic lane lines, the lane departure warning appears.
 - **Lane Keeping Assist System (LKAS)**
P. 486
- **Head-up Warning Lights:**
Flash when the **BRAKE** message appears on the driver information interface.
 - **Collision Mitigation Braking System™ (CMBS™)** P. 456
 - **Adaptive Cruise Control (ACC) with Low Speed Follow** P. 470
 - **Low Speed Braking Control*** P. 465

* Not available on all models

To Change Head-Up Display Content

Each time you press the  (HUD) button on the steering wheel, the head-up display content will change.



* Not available on all models

■ Vehicle Speed

Shows your driving speed in mph or km/h.

■ Tachometer

Shows the number of engine revolutions as a bar graph.

■ Shift Position Indicator

Shows the current shift position.

- **Shift Position Indicator** P. 88

■ M (sequential mode*/7-speed manual shift mode*) Indicator/Gear Selection Indicator

Shows the current mode for the sequential mode*/7-speed manual shift mode*.

■ Current Mode for ACC with Low Speed Follow and LKAS

Shows the current mode for ACC with Low Speed Follow and LKAS.

- **Adaptive Cruise Control (ACC) with Low Speed Follow** P. 470
- **Lane Keeping Assist System (LKAS)** P. 486

⊗ Vehicle Speed

Switch between mph and km/h by using the driver information interface or customized features on the audio/information screen.

- **Speed/Distance Units** P. 151
- **Customized Features** P. 351

Navigation

Compass

Shows the compass screen.

Turn-by-Turn Directions

When driving guidance is provided by the navigation system, Android Auto or Apple CarPlay, turn-by-turn directions to your destination appear.

➤ **Refer to the Navigation System Manual**

➤ **Android Auto** P. 320

➤ **Apple CarPlay** P. 313

Traffic Sign Recognition System

Shows the traffic sign recognition system.

➤ **Traffic Sign Recognition System** P. 498

Navigation

You can select whether the turn-by-turn display comes on during the route guidance.

➤ **Customized Features** P. 351

Turn-by-turn directions may not be available for all apps.