




2021 PRODUCT CATALOG



www.swensonshear.com

OPPORTUNITIES DON'T JUST HAPPEN. WE CREATE THEM.

OUR HISTORY

Since 1959 Swenson Shear has been a family-owned and operated business serving metal roofing contractors worldwide.

Focused on improving contractors' efficiency and quality, Swenson Shear is continuously innovating and improving its selection of tools. Our tools are built in our shop from the ground up and everything is proudly designed and manufactured in the U.S.A.

Each machine we offer is designed with roofers, contractors and metal manufacturers in mind. By keeping our product line specific we are able to focus on creating tools that are high quality and made to last. We are well-known for tools that produce consistently high quality results and offer uniform methods of panel preparation. With our tools all of your cuts will look identical.

Since its humble beginnings, Swenson Shear has grown significantly, serving customers internationally with its many tools and products for commercial and residential roofing systems.

OUR BELIEF

The team at Swenson Shear is committed to providing the best solutions with the best service at the best price. Our focus is to remain champions of the contractor community and their need to be profitable and efficient. That commitment is demonstrated every day by producing cost-effective tools that make each job more lucrative and the jobsite more rewarding.

OUR VISION

By keeping our product line specific to **roofing installation solutions**, the team at Swenson Shear is able to concentrate on creating tools that are high-quality and built to last. Investing in one of our products will result in your installers providing consistent, quality results because of uniform methods of preparation. We remain steadfast in our commitment to providing cost-effective and durable solutions for roofing installers.



**WATCH INFORMATIONAL
& TRAINING VIDEOS**



**VISIT OUR
WEBSITE**

Scan QR code with your mobile device and access some of the great resources Swenson Shear can offer your business.

OUR TOOLS WORK FOR YOU - WE WORK WITH YOU.

OUR PRODUCTS

Swenson Shear tools are designed and manufactured in the U.S.A. Each machine we produce is crafted to address challenges contractors and metal manufacturers encounter and serve as a proven solution to increase productivity, maintain consistent quality workmanship and contribute to improving the bottom line of our customers.

Each Swenson Shear product is made with the intention to provide an immediate return on the investment made by our customers. Our products are designed to assist our customers in addressing the growing shortage of skilled labor while saving money.



STANDING SEAM

Specialty Tools:

SnapTable PRO
Standing Seam Notcher
Panel Cutter
Eave & Valley Hemmer



EXPOSED FASTENER

Specialty Tools:

Heavy Duty Pivot Shear
Hip and Valley Roofing Shear



STONE COAT

Specialty Tools:

Stone Coat Cutter

SNAPTABLE PRO HYPER-LITE


FOR STANDING SEAM METAL ROOFING

SNAPTABLE PRO *HYPER-LITE*

The SnapTable Pro *Hyper-lite* is an all-in-one panel preparation system for preparing and installing standing seam metal roofing. This tool is designed to perfect and speed-up your panel preparation process while producing factory like cuts. This complete system is made up of 3 key components: the Standing Seam Notcher, the Panel Cutter, and the Eave and Valley Hemmer. The SnapTable Pro *Hyper-lite* adds quality and saves time on any commercial or residential job. It is equipped to notch, cut & hem your snap lock and standing seam profiles at your eaves, hips and valleys. This machine is manually operated by one person and requires no electricity.

- Meant for standing seam and snap lock metal roof panels
- Provides consistent notches, cuts & hems on your eaves, hips & valleys
- Produces factory like cuts
- Allows operators to create a tab to close the rib of the panel
- Saves an average of 35% on labor costs
- No electricity required
- Minimizes material waste
- Perfect for commercial or residential jobs
- Compatible with any manufactures panel profile or panel forming machine
- Additional dies available for purchase to accommodate multiple profiles
- Transportable





SPECIFICATIONS all-in-one metal panel preparation system designed to deliver a consistent quality, standing-seam roof in less time and for less money.

Panel Width Capabilities:	12 inches - 24 inches
Notching Offset:	29 inches
Cutter & Hemmer Maximum:	60 inches
Cutter & Hemmer Rotating Capabilities:	360 degrees
Weight:	1,150 lbs
Suggested Maximum Panel Thickness:	20 gauge


Ideal for: Light to 20 gauge including: 1", 1-1/2" Nailstrip, 1", 1-1/2", 1-3/4" Snaplock, 1", 1-1/2", 2" Mechanical Seam, Cor-Ten, Zip Rob, and many more.

- Length 16'2", width 5' and height 4'
- Includes a set of notchers of your choice
- Additional notchers available to accommodate different profiles
- Meets the department of transportation standards
- 2 inch ball hitch

*See page 10-11 for additional components of the Snaptable Pro Hyper-lite sold separately

OUR PERFORMANCE

REALIZE AN IMMEDIATE ROI WITH THE SNAPTABLE PRO HYPER-LITE.



It pays for itself after just **100 sq. straight cuts** and just **50 sq. cuts on the hips and valleys.**

TAKE ADVANTAGE OF IRS SECTION 179
AND **DEDUCT THE TOTAL COST** OF YOUR
MACHINE THE SAME YEAR YOU PURCHASE!
Contact a tax expert to learn how.



FINANCING
AVAILABLE

SCAN ME

GIVE YOURSELF A COMPETITIVE EDGE



Investing in a SnapTable PRO *Hyper-lite* can
REDUCE labor costs, material waste and time by
35% ANNUALLY.

That's added profit to the bottom line!



Return on investment

HEAR FROM OUR CUSTOMERS

HEAR IT STRAIGHT FROM OUR CUSTOMERS



Business Name: Prime Roofing

Job Site Location: Texas – USA

Project Size: 9,800 square feet

Panel Profiles: 1.5" Mechanical

Testimonial: On a recent 9,800 sq ft job we completed, we covered more than half the cost of our SnapTable PRO with labor savings alone. Bottom line is that purchasing a SnapTable PRO will allow your company to perform higher quality work faster than you ever thought possible. It is a must-have for any contractor serious about installing high quality metal roofing. The SnapTable PRO will give you the edge you need to separate yourself from the pack."

— Mark Young, President of Prime Roofing



Business Name: LongIslandCopper.Com

Job Site Location: New York – USA

Project Size: 400 square feet

Panel Profiles: 1" Mechanical Lock

Testimonial: I love the SnapTable PRO - it's awesome. If this is what you do, it will save you a lot of time and money. On this job alone I saved about a weeks' worth of time. Swenson Shear stands behind their products. You get what you pay for. The notcher alone saves you a ton of time because it's such a clean cut.

— Jimmy Ferrara, Owner of Long Island Copper.com



Business Name: Rio Roofing

Job Site Location: Louisiana – USA

Project Size: 233,335 square feet

Panel Profiles: McElroy Metal 138T

Testimonial: We purchased a SnapTable PRO from Swenson Shear to cut panels we installed in the valleys and to notch the panels. We easily got our money's worth out of that thing on this job alone.

— Hedley Hichens, Vice President of Rio Roofing

CUSTOMER TESTIMONIALS



Business Name: Artisan Metal Roofing

Job Site Location: Burlington, Ontario – Canada

Panel Profiles: Vicwest Prestige 1.5" Nail Strip

Testimonial: The SnapTable PRO is an amazing tool. It made a huge difference in the amount of time it took to work on the hips and valleys. This tool helped create the seamless line up the valley and made each panel identical. It would be a lot harder by hand and it saved a lot of time, energy and money. The SnapTable paid for itself in just one job.

— Justin, Owner of Artisan Metal Roofing



Business Name: Bill Jackson Roofing Inc.

Job Site Location: Ohio, USA

Panel Profiles: Schleich 1.5" Nailstrip

Testimonial: The SnapTable is a real game changer. It's well built and makes preparing metal panels much quicker. I saved at least 30% in labor costs. The SnapTable PRO helped me produce cleaner cuts and a lot cleaner of a roof when it was all said and done. It was a great investment and helped me grow my business.

— Bill, Owner of Bill Jackson Roofing Inc.




Business Name: Jax Roofing LLC

Job Site Location: Florida, USA

Panel Profiles: New Tech Machinery FF100 1" NailStrip

Testimonial: The SnapTable PRO is a great piece of equipment to facilitate having straight, good looking hips and valleys. It really increased the quality of the work and it saved me a lot of time. I am very impressed at how great the machine worked. If you care about quality, consistency or if you are wanting to be more competitive in the market, this tool is for you. This is a heavy duty machine that will make the roofing process easier on your crew and your wallet!

— Jaime, Owner of Jax Roofing LLC



Business Name: LongIslandCopper.Com

Job Site Location: New York, USA

Panel Profiles: Copper- 1" Mechanical

Testimonial: I love the table, it's awesome. If this is what you do, get the SnapTable PRO. It will save you a lot of time and money. You get what you pay for. All of your panels will look perfect and identical. This is a great machine for anyone in the metal roofing business looking to improve. Chances are, you will improve in more ways than you thought. I enjoy working with Swenson Shear because they really do stand behind their products.

— Jimmy Ferrara, Owner of Long Island Copper.com



Business Name: Prime Roofing

Job Site Location: Texas, USA

Panel Profiles: New Tech Machinery FF150 1.5" Nailstrip

Testimonial: The difference in using the SnapTable for metal roofing over traditional methods is like traveling with a car instead of a horse. This machine allows you to clip the ribs, slit the panel and hem the edge much quicker and more accurately than traditional methods. A SnapTable will allow your company to do higher quality work, much faster than you ever thought possible.

— Mark Young, President of Prime Roofing

STANDING SEAM TOOLS

INDIVIDUAL STAND ALONE STATIONS FOR STANDING SEAM.

STANDING SEAM NOTCHER

Notch through the standing seam ribs and receive factory like cuts, eliminating burred edges and flying metal. This station features a ruler degree indicator and easily adjusts to accommodate angles. Easy to use and is the first step to receiving perfectly prepped panels.

Specifications:

- Includes one notcher set of your choice, additional dies available to accommodate multiple panel profiles
- Notching offset: 29 inches
- Panel sizes: 12-24 inches in width
- Recommended maximum panel thickness: 20 Gauge
- Tool length: 40 inches
- Weight: 350 pounds
- Includes panel guide rollers to guide the panel through the machine



PANEL CUTTER

Effortlessly cut through your panel with a straight edge blade designed to seal the panel as it cuts. The Panel Cutter features a cutter maximum length of 60 inches and provides a perfect straight edge cut across the flats of standing seam metal panel. It has a swiveling table top to easily adjust for straight or angle cuts and features a high quality blade that is known to last for thousands of cuts. It comes on a base stand for ease of transportation.

Specifications:

- Rotation capabilities: 360 degrees
- Maximum cut length: 60 inches
- Includes a dual edge blade for double the cutting life
- Tool length: 77 inches
- Weight: 350 pounds





EAVE AND VALLEY HEMMER

You can count on delivering uniform or identical panels with Swenson Shears Eave and Valley Hemmer. The Eave and Valley Hemmer provides consistent hem lines on your valleys in seconds. This tool has a rotating table top and adjustable teeth to provide an even amount of pressure to your hems, eliminating any possible imperfections.

Specifications:

- Compatible with all profiles
- Rotation capabilities: 360 degrees
- Maximum hem length: 60 inches
- Adjustable shoes
- Weight: 350 pounds
- Length of tool: 64 inches



STONE COAT TOOLS

STONE COAT CUTTER

The Stone Coat Cutter is designed for use on a multitude of applications from stone coated metal, shake and shingle, to 14 gauge stainless flat sheet. Equipped with a 34" blade that is made of long lasting, high carbon steel. This go-to tool is safe, efficient, and will give you a clean cut every time. It is proudly designed and manufactured in the USA.

Specifications:

- Removable legs for ease of transport
- Simple lock to keep blade closed during storage
- Weighs 65 pounds
- Includes dual edge blade for double the cutting life
- Can be used with any stone coated steel manufacturers panel



EXPOSED FASTENER TOOLS

THE HIP AND VALLEY ROOFING SHEAR

The Hip and Valley Roofing Shear is the optimal shear for cutting your hips and valleys on heavy gauge exposed fastener panels. It has the ability to shear straight at 90 degrees and up to a 9/12 valley, providing a clean cut, eliminating burred edges and flying metal. This shear is ideal for valley angles. It is job-site transportable and weighs 160 pounds. Proudly designed and manufactured in the USA.

This shear is ideal for valley angles. It is job-site transportable, weighs 160 pounds and comes with one custom blade set of your choice. The base of the shear is built to accommodate custom made interchangeable blades.

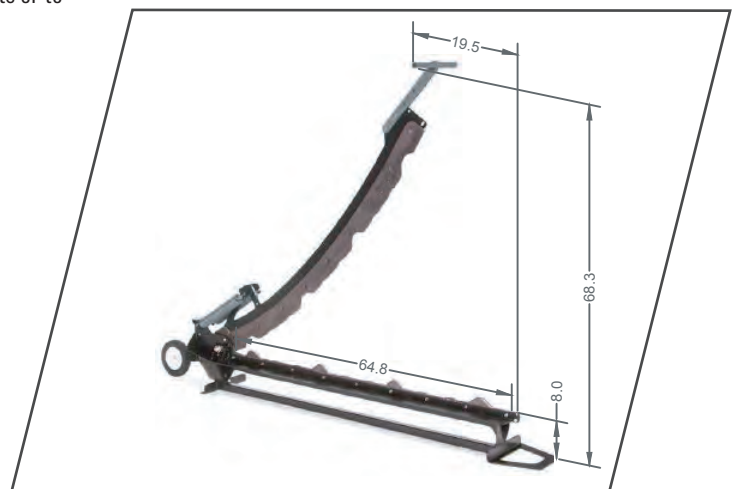
Additional blade sets are available in order to achieve a variety of angled cuts or to accommodate multiple panel profiles.

Specifications:

- Features interchangeable blades
- Recommended panel thickness: 24 Gauge
- Cut length capacity: 64"
- Blades last thousands of cuts
- Blades can be made for any manufacturers' profile

Common Blades:

- Straight Blade will shear straight at 90° and up to a 2/12 gable
- 4/12 Gable Blade achieves between a 3/12-5/12 gable
- 7/12 Gable Blade achieves between a 6/12-8/12 gable
- Valley Blades: Being that valleys are exposed, a separate blade set will be needed for each valley angle



Weight: 160 lbs
Max gauge: 24 ga
Cut length capacity: 64"

EXPOSED FASTENER TOOLS



HEAVY DUTY PIVOT SHEAR

The Heavy Duty Pivot Shear is the ideal tool for cutting heavy gauge exposed fastener panels. It's user friendly and guarantees a clean cut every time by eliminating burred edges and flying metal. Our shear aims to make cutting exposed fastener panels as easy as possible. This tool is able to shear straight at 90 degrees and up to a 8/12 gable. The shear is job site transportable and weighs 120 pounds. Proudly designed and manufactured in the USA.

This shear is ideal for straight cuts and gable angles. It is job-site transportable, weighs 120 pounds and comes with one custom blade set of your choice. The base of the shear is built to accommodate custom made interchangeable blades.

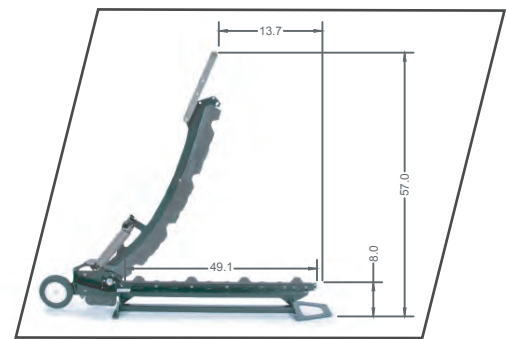
Additional blade sets are available in order to achieve a variety of gable angles or to accommodate multiple panel profiles.

Specifications:

- Features interchangeable blades
- Recommended panel thickness: 24 Gauge
- Cut length capacity: 48"
- Blades last thousands of cuts
- Blades can be made for any manufacturers' profile

Common Blades:

- Straight Blade will shear straight at 90° and up to a 2/12 gable
- 4/12 Gable Blade achieves between a 3/12-5/12 gable
- 7/12 Gable Blade achieves between a 6/12-8/12 gable



Weight: 120 lbs
Max gauge: 24 ga
Cut length capacity: 48"

SOFFIT SIDING SHEAR

The Soffit & Siding Shear is the premier tabletop shear ideal for cutting siding, metal shingles or soffit. The 20" blade delivers a clean cut by eliminating burred edges and flying metal.

Specifications:

- Premier table top shear
- Ideal for: light -gauge soffits metal shingles, siding,
- Different bladesets needed for each profile.
- Features an interchangeable blade to accommodate a variety of manufactures' panel profiles



Weight: 65 lbs
Max gauge: 24 ga
Cut length capacity: 20"



“The SnapTable PRO increased our valley production three-fold. It was nice to have a machine that could produce perfect valley bends longer than your average hand tool. My SnapTable PRO has allowed me to prep high-quality panels at a much quicker rate. I've had my machine for several years now, and I wouldn't go to a job site without it!”

Zack Kilwein, Owner of Beartooth Metal Roofing

Beartooth Metal Roofing
Panel Profile: New Tech Machinery, 1" Nail Strip
Job Site Location: MONTANA, USA
Job Size: 520 square feet



SWENSON SHEAR



4257 E Keyes Rd
Ceres, CA 95307



sales@swensonshear.com



(877) 588-8748



www.swensonshear.com



Call TODAY to order your SnapTable PRO!
(877) 588-8748

