

EVERYDAY

SEPTEMBER 1995

With **PRACTICAL**

ELECTRONICS

INCORPORATING ELECTRONICS MONTHLY

FULLY S.O.R. £2.25

FREE *INSIDE*
**GREENWELD SUPER
SUMMER SALE
CATALOGUE**

**LOW RANGE
OHMMETER ADAPTOR**
*Converts a DMM to read
low value resistance*

VANDATA
Caravan systems monitor

**COMPREHENSIVE
SECURITY SYSTEM**
*All round protection for
your home, garage, shed etc.*

**SIMPLE
THEREMIN**
Modern version of
famous 20's
instrument



**THE No. 1 INDEPENDENT
MAGAZINE FOR
ELECTRONICS TECHNOLOGY
& COMPUTER PROJECTS**



The No. 1 Independent Magazine for Electronics,
Technology and Computer Projects

Projects

- SIMPLE THEREMIN** by Jake Rothman **674**
Making music by sleight of hand – pocket-sized instrument echoes the 1920s
- LOW RANGE OHMMETER ADAPTOR** by Steve Knight **684**
Allows a DVM to measure resistances below 1Ω. Easy to calibrate
- COMPREHENSIVE SECURITY SYSTEM** by Duncan Boyd **688**
Give all-round protection to your garden shed, garden furniture and home
- VANDATA** by Peter Unwin **706**
Constant "cockpit" display confirms caravan lights integrity while en-route
- HUM-FREE BATTERY ELIMINATOR** by Andy Flind **726**
Providing very quiet power for personal audio amplifiers

Series

- INGENUITY UNLIMITED** by Enthusiastic Readers **696**
The circuit showcase for readers' designs
- TECHNIQUES – ACTUALLY DOING IT** by Robert Penfold **702**
We may not "surf the stripboard" but there's other jargon to cope with!
- INTERFACE** by Robert Penfold **717**
Hardware detecting Morse signals helps relieve the computer's task
- CAVE RADIO** By Mike Bedford **721**
Can you help to improve cave safety through a better comms link?
- AMATEUR RADIO** by Tony Smith G4FAI **736**
RAE classes; Special interest groups; News bulletin trouble spot

Features

- EDITORIAL** **673**
- INNOVATIONS** **680**
Everyday news from the world of electronics
- NEW TECHNOLOGY UPDATE** by Ian Poole **682**
The latest SiGe developments improve junction gains and speed
- FOX REPORT** by Barry Fox **700**
The loss of the important Alan Blumlein archives would be scandalous
- ELECTRONICS VIDEOS** **701**
Our range of educational videos
- BACK ISSUES** **704**
Did you miss these?
- OHM SWEET OHM** by Max Fidling **715**
Electro-plumbing the plants at *Fidling Acres* makes Piddles melon-choly!
- SHOPTALK** with David Barrington **724**
Component buying for EPE projects
- DIRECT BOOK SERVICE** **731**
A wide range of technical books available by mail order
- PRINTED CIRCUIT BOARD SERVICE** **734**
PCBs for EPE projects – some at knock-down prices!
- ADVERTISERS INDEX** **740**

FREE
GREENWELD SUMMER SALE CATALOGUE
(between pages 700/701)

© Wimborne Publishing Ltd 1995. Copyright in all drawings, photographs and articles published in **EVERYDAY with PRACTICAL ELECTRONICS** is fully protected, and reproduction or imitations in whole or in part are expressly forbidden.

Our October '95 Issue will be published on Friday, 1 September 1995. See page 663 for details.

Readers Service • Editorial and Advertisement Departments 673

Surplus always
wanted for cash!

THE ORIGINAL SURPLUS WONDERLAND!


THIS MONTH'S SELECTION FROM OUR VAST EVER CHANGING STOCKS

Surplus always
wanted for cash!

LOW COST PC's - ALL EXPANDABLE - ALL PC COMPATIBLE

SPECIAL BUY AT 286

40Mb HD + 3Mb Ram




LIMITED QUANTITY only of these 12MHz HI GRADE 286 systems Made in the USA to an industrial specification, the system was designed for total reliability. The compact case houses the motherboard, PSU and EGA video card with single 5 1/4" 1.2 Mb floppy disk drive & Integral 40Mb hard disk drive to the front. Real time clock with battery backup is provided as standard. Supplied in good used condition complete with enhanced keyboard, 640K + 2Mb RAM, DOS 4.01 and 90 DAY Full Guarantee. Ready to Run!
Order as HIGRADE 286

ONLY £149.00 (E)
CALL FOR QTY DISCOUNTS

Optional Fitted extras: VGA graphics card	£29.00
1.4Mb 3 1/2" floppy disk drive (instead of 1.2 Mb)	£24.95
NE2000 Ethernet (thick, thin or twisted) network card	£49.00

PC SCOOP COMPLETE COLOUR SYSTEM ONLY £99.00



A massive bulk purchase enables us to bring you a COMPLETE ready to run colour PC system at an unheard of price! The Display Electronics PC99 system comprises of fully compatible and expandable XT PC with 256k of RAM, 5 1/4" 360k floppy disk drive, 12" CGA colour monitor, standard 84 key keyboard, MS DOS and all connecting cables - just plug IN and go! Ideal students, schools or anybody wishing to learn the world of PC's on an ultra low budget. Don't miss this opportunity. Fully guaranteed for 90 Days.

Order as PC99COL **£99.00 (E)**

Optional Fitted extras: 640K RAM	£29.00
2nd floppy drive, specify 5 1/4" 360k or 3 1/2" 720k	£29.95

Above prices for PC99 offer ONLY.



19" RACK CABINETS

Superb quality 6 foot 40U
Virtually New, Ultra Smart
Less than Half Price!

Top quality 19" rack cabinets made in UK by Optima Enclosures Ltd. Units feature designer, smoked acrylic lockable front door, full height lockable half lowered back door and removable side panels. Fully adjustable internal fixing struts, ready punched for any configuration of equipment mounting plus ready mounted integral 12 way 13 amp socket switched mains distribution strip make these racks some of the most versatile we have

ever sold. Racks may be stacked side by side and therefore require only two side panels to stand singly or in bays
Overall dimensions are: 77 1/2" H x 32 1/2" D x 22" W. Order as:
OPT Rack 1 Complete with removable side panels. £335.00 (G)
OPT Rack 2 Rack, Less side panels £225.00 (G)

32U - High Quality - All steel cabinet

Made by Eurocraft Enclosures Ltd to the highest possible spec, rack features all steel construction with removable side, front and back doors. Front and back doors are hinged for easy access and all are lockable with five secure 5 lever barrel locks. The front door is constructed of double walled steel with a 'designer style' smoked acrylic front panel to enable status indicators to be seen through the panel yet remain unobtrusive. Internally the rack features full slotted reinforced vertical fixing members to take the heaviest of 19" rack equipment. The two movable vertical fixing struts (extras available) are pre punched for standard 'cage nuts'. A mains distribution panel internally mounted to the bottom rear, provides 8 IEC 3 pin Euro sockets and 1 x 13 amp 3 pin switched utility socket. Overall ventilation is provided by fully louvered back door and double skinned top section with top and side louvers. The top panel may be removed for fitting of integral fans to the sub plate etc. Other features include: fitted castors and floor levelers, pre-punched utility panel at lower rear for cable / connector access etc. Supplied in excellent, slightly used condition with keys. Colour Royal blue. External dimensions 64" H x 25" D x 23 1/4" W.



Sold at LESS than a third of makers price !!
A superb buy at only **£195.00 (G)**

Over 1000 racks in all sizes 19" 22" & 24" 3 to 44 U. Available from stock !!
Call with your requirements.

TOUCH SCREEN SYSTEM

The ultimate in 'Touch Screen Technology' made by the experts - MicroTouch - but sold at a price below cost !! System consists of a flat translucent glass laminated panel measuring 29.5 x 23.5 cm connected to a PCB with on board sophisticated electronics. From the board comes a standard serial RS232 or TTL output. The output continuously gives simple serial data containing positional X & Y co-ordinates as to where a finger is touching the panel - as the finger moves, the data instantly changes. The X & Y information is given at an incredible matrix resolution of 1024 x 1024 positions over the screen size !! So, no position, however small fails detection. A host of available translation software enables direct connection to a PC for a myriad of applications including: control panels, pointing devices, POS systems, controllers for the disabled or computer un-trained etc etc Imagine using your finger in 'Windows' instead of a mouse !! (a driver is indeed available!) **The applications for this amazing product are only limited by your imagination!** Supplied as a complete system including Controller, Power Supply and Data at an incredible price of only: **£145.00 (B)**
RFE. Full Software Support Available - Fully Guaranteed.

LOW COST RAM & CPU'S

INTEL 'ABOVE' Memory Expansion Board. Full length PC-AT and PC-AT compatible card with 2 Mbytes of memory on board. Card is fully selectable for Expanded or Extended (286 processor and above) memory. Full data and driver disk supplied. In good used condition fully tested and guaranteed.
Windows compatible. Order as: ABOVE CARD **£59.95 (A1)**
Half length 8 bit memory upgrade cards for PC AT XT expands memory either 256k or 512k in 64k steps. May also be used to fill in RAM above 640k DOS limit. Complete with data.
Order as: XT RAM UG. 256k. **£32.95 or 512k £38.95 (A1)**

SIMM OFFERS

1 MB x 9 SIMM 9 chip 120ns only	£19.50 (A1)
1 MB x 9 SIMM 3 chip 80 ns	£26.00 (A1)
1 MB x 9 SIMM 9 chip 80 ns	£28.00 (A1)
4 MB x 70s 72 pin SIMM module only	£125.00 (A1)
SPECIAL INTEL 486-DX33 CPU	£79.99 (A1)

NO BREAK UNINTERRUPTIBLE PSU'S

EMERSON ACCUCARD UPS, brand new 8 Bit half length PC compatible card for all IBM XT/AT compatibles. Card provides DC power to all internal system components in the event of power supply failure. The Accusaver software provided uses only 6k of base RAM and automatically copies all system, expanded and video memory to the hard disk in the event of loss of power. When power is returned the machine is returned to the exact status when the power failed !! The unit features full self diagnostics on boot and is supplied brand new, with full, easy fitting instructions and manual.
Normally £189.00 NOW! **£69.00 or 2 for £120 (B)**

FLOPPY DISK DRIVES 3 1/2" - 8"

5 1/4" from £22.95 - 3 1/2" from £24.95

Massive purchases of standard 5 1/4" and 3 1/2" drives enables us to present prime product at industry beating low prices! All units (unless stated) are BRAND NEW or removed from other brand new equipment and are fully tested, aligned and shipped to you with a 90 day guarantee and operate from standard voltages and are of standard size. All are IBM-PC compatible (if 3 1/2" supported on your PC).

3 1/2" Panasonic JU363/4 720K or equivalent	£24.95 (B)
3 1/2" Mitsubishi MF355C-L 1.4 Meg. Laptops only *	£36.95 (B)
3 1/2" Mitsubishi MF355C-D 1.4 Meg. Non laptop	£29.95 (B)
5 1/4" Teac FD-55GFR 1.2 Meg	£29.95 (B)
5 1/4" BRAND NEW Mitsubishi MF501B 360K	£22.95 (B)

* Data cable included in price.

Shugart 800/801 8" SS refurbished & tested	£195.00 (E)
Shugart 851 8" double sided refurbished & tested	£250.00 (E)
Mitsubishi M2894-63 8" double sided NEW	£275.00 (E)
Mitsubishi M2896-63-02U 8" DS slimline NEW	£285.00 (E)

Dual 8" drives with 2 mbyte capacity housed in a smart case with built in power supply. Ideal as exterior drives! **£499.00 (F)**

HARD DISK DRIVES

End of line purchase scoop! Brand new NEC D2246 8" 85 Mbyte of hard disk storage! Full industry standard SMD interface. Ultra hi speed data transfer and access time, replaces Fujitsu equivalent model. Complete with manual. Only **£299.00 (E)**

3 1/2" FUJI FK-309-26 20mb MFM I/F RFE	£59.95 (C)
3 1/2" CONNER CP3024 20 mb IDE I/F (or equiv.) RFE	£89.95 (C)
3 1/2" CONNER CP3044 40mb IDE I/F (or equiv.) RFE	£89.00 (C)
3 1/2" RODIME R03057S 45mb SCSI I/F (Mac & Acorn)	£99.00 (C)
5 1/4" MINISCRIBE 3425 20mb MFM I/F (or equiv.) RFE	£49.95 (C)
5 1/4" SEAGATE ST-238R 30 mb RLL I/F Refurb	£69.95 (C)
5 1/4" CDC 94205-51 40mb HH MFM I/F RFE tested	£69.95 (C)
8" FUJITSU M2322K 160Mb SMD I/F RFE tested	£195.00 (E)

Hard disc controllers for MFM, IDE, SCSI, RLL etc. from **£16.95**

THE AMAZING TELEBOX

Converts your colour monitor into a QUALITY COLOUR TV!



TV SOUND & VIDEO TUNER!

The TELEBOX consists of an attractive fully cased mains powered unit, containing all electronics ready to plug into a host of video monitors made by makers such as MICROVITEC, ATARI, SANYO, SONY, COMMODORE, PHILIPS, TATUNG, AMSTRAD etc. The composite video output will also plug directly into most video recorders, allowing reception of TV channels not normally receivable on most television receivers* (TELEBOX MB). Push button controls on the front panel allow reception of 8 fully tuneable 'air' UHF colour television channels. TELEBOX MB covers virtually all television frequencies VHF and UHF including the HYPERBAND as used by most cable TV operators. A composite video output is located on the rear panel for direct connection to most makes of monitor or desktop video systems. For complete compatibility - even for monitors without sound - an integral 4 watt audio amplifier and low level Hi Fi audio output are provided as standard.

TELEBOX ST for composite video input type monitors	£34.95
TELEBOX MB as ST but with integral speaker	£37.50
TELEBOX MB Multiband VHF - UHF - Cable - Hyperband tuner	£69.95

For overseas PAL versions state 5.5 or 6mhz sound specification.
*For cable / hyperband reception Telebox MB should be connected to cable type service. Shipping code on all Teleboxes is (B)

FANS & BLOWERS

MITSUBISHI MMF-D6D12DL 60 x 25 mm 12v DC	£4.95 10 / £42
MITSUBISHI MMF-09B12DH 92 x 25 mm 12v DC	£5.95 10 / £53
PANCAKE 12-3-5 92 x 18 mm 12v DC	£7.95 10 / £69
EX-EQUIP 120 x 38mm AC fans - tested specify 110 or 240 v	£6.95
EX-EQUIP 80 x 38mm AC fans - tested specify 110 or 240 v	£5.95
VERO rack mount 1U x 19" fan tray specify 110 or 240v	£45.95 (B)
IMHOF B26 1900 rack mnt 3U x 19" Blower 110/240v NEW	£79.95

Shipping on all fans (A). Blowers (B). **50,000 Fans Ex Stock CALL**


IC's - TRANSISTORS - DIODES

OBsolete - SHORT SUPPLY - BULK

5,000,000 items EX STOCK

For MAJOR SAVINGS - SAE or CALL FOR LATEST LIST

Issue 13 of Display News now available - send large SAE - PACKED with bargains!



-ELECTRONICS-

LONDON SHOP
Open Mon - Sat 9:00 - 5:30
215 Whitehorse Lane
South Norwood
On 6th Bus Route
N: Thornton Heath &
Selhurst Park SR Rail Stations

ALL MAIL & OFFICES
Open Mon-Fri 9.00-5:30
Dept EE, 32 Bignon Way
Upper Norwood
LONDON SE19 3XF

DISTEL © The Original
FREE On line Database
Info on 1000's of Items
V21, V22, V22 BIS
0181 679 1888

ALL ENQUIRIES
0181 679 4414
FAX 0181 679 1927

All prices for UK Mainland. UK customers add 17.5% VAT to TOTAL order amount. Minimum order £10. Bona Fide accounts orders accepted from Government, Schools, Universities and Local Authorities - minimum account order £50. Cheques over £100 are subject to 10 working days clearance. Card charges (A)=£3.00, (A1)=£4.00, (B)=£5.50, (C)=£5.00, (E)=£15.00, (F)=£18.00, (G)=CALL. Allow approx 6 days for shipping - faster CALL! Scotland surcharge CALL! All goods supplied to our Standard Conditions of Sale and unless stated guaranteed for 90 days. All guarantees on a return to base basis. All rights reserved to change prices / specifications without prior notice. Orders subject to stock. Discounts for volume. Top CASH prices paid for surplus goods. All trademarks etc acknowledged. © Display Electronics 1995. E & O E 4/5

FREE!

WORTH £3

MULTIPROJECT P.C.B.

Build any one of six different projects on next month's FREE P.C.B.

Three projects will appear next month and three in the November issue.

The projects are:

AUDIO SINEWAVE GENERATOR

TREBLE BOOSTER

INFRA RED CONTROLLER/ALARM (needs two p.c.b.s)

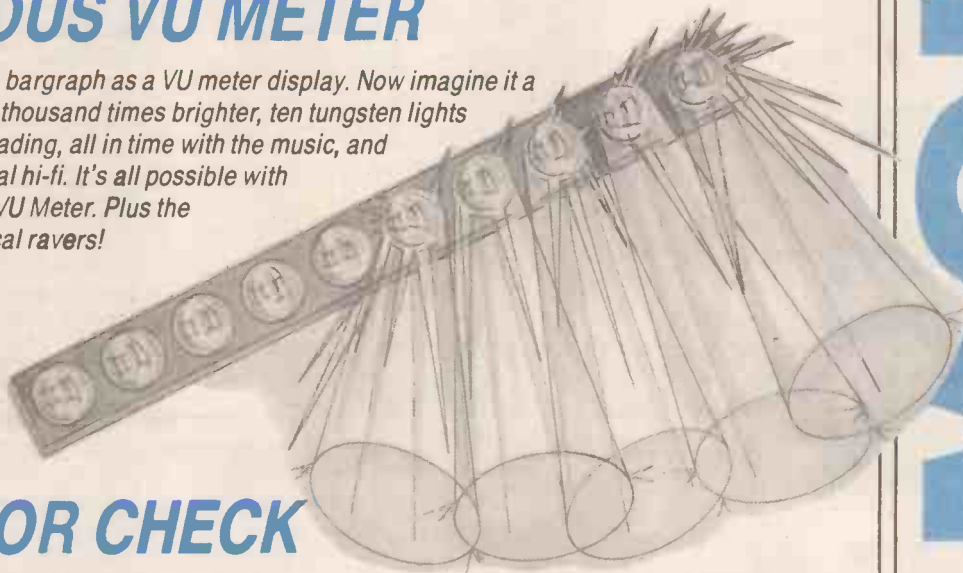
VIDEO ENHANCER

DISTORTION EFFECTS UNIT

CURRENT TRACER

GINORMOUS VU METER

Imagine an ordinary l.e.d. bargraph as a VU meter display. Now imagine it a hundred times larger, ten thousand times brighter, ten tungsten lights flashing, ascending, cascading, all in time with the music, and all driven from your normal hi-fi. It's all possible with the aid of the Ginormous VU Meter. Plus the power to impress your local ravers!



CAPACITOR CHECK

A cheap and cheerful capacitance "meter". There is often a need to measure or confirm the value of an "unknown" capacitor or one on which the lettering has become obscured. Certain components of dubious origin appear to have non-standard markings and this makes them difficult to match up if ever they need to be replaced. The circuit to be described is probably the simplest which can be constructed which will find the value of a capacitor with reasonable accuracy.

It will measure values from less than 10nF to 5000µF with an accuracy good enough to determine the nearest standard value of an "unknown" component.

SECURITY TAGGING

You may not spot them, but electronic tags are attached to ever-increasing types of merchandise in most High Street stores and shops. The detection techniques used are ingenious, ranging from multiple r.f. transceiving to magnetic pattern matching and harmonic frequency analysis. Any commodity, whether it's clothing, garden tools, library books or videos, to name but a few, is likely to trap the would-be thief. Understand the detection principles as explained by an engineer from a major company which makes the equipment.

EVERYDAY

With **PRACTICAL**

ELECTRONICS

OCTOBER ISSUE ON SALE FRIDAY, SEPTEMBER 1

THE
NEXT
ISSUE

"moving from schematic to layout could not be easier"

Electronics World & Wireless World Jan 1995

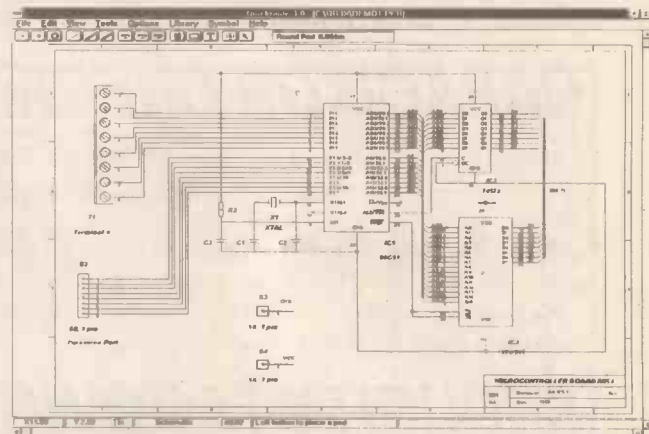

PRO+ now with SPICE file export & SpiceAge DDE link!

Quickroute 3.0 for Windows 3.1 has been designed from the start to be as easy to use as possible, without sacrificing the power professional engineers need to get the job done. Quickroute is available with schematic capture, support for busses & power rails, 1-8 layer auto-routing, SPICE file export, and our new extended library pack.

- Quickroute 3.0 PRO+ can also connect to the Windows simulation package SpiceAge using Windows DDE. Contact POWERware for more details!

Quickroute 3.0

Integrated Schematic and PCB Design for Windows 3.1



Busses and Power rails handled easily using Global Nets on PRO+

DESIGNER £99

- *Schematic & PCB Drawing
- *1/2 layer auto-router
- *Supports Windows printers/plotters
- *Full set of libraries
- *Clipboard support
- *Designer Special (manual on disk) also available.

PRO £199

- *Schematic & PCB Design
- *Schematic Capture
- *Integrated Rats-Nest Generation
- *1-8 layer Auto-router (faster than Designer)
- *Net-List Export
- *Supports Windows printers/plotters
- *CAD-CAM outputs.

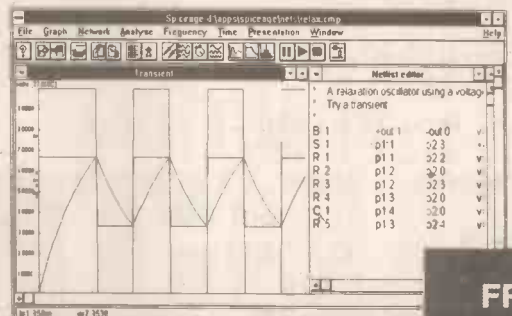
PRO+ £299

- As the PRO but also includes
- *Advanced Schematic Capture (Busses, Power rails, etc)
- *Larger Schematic & PCB Designs
- *Gerber file IMPORT for File Exchange
- *Extended libraries (CMOS, SMT, etc)
- *SPICE Export
- *SpiceAge DDE link.

*Prices exclude P+P and V.A.T. VISA/MasterCard Accepted *Network versions available.

Quickroute Systems Ltd, 14 Ley Lane, Marple Bridge, Stockport, SK6 5DD, U.K.


Tel/Fax 0161 449 7101
email info@powrware.demon.co.uk



DDE link to SpiceAge Simulator with PRO+

FREE Demo Pack Available.

SYSTEM 200 DEVICE PROGRAMMER



SYSTEM

Programs 24, 28, 32 pin EPROMS, EE-PROMS, FLASH and Emulators as standard, quickly, reliably and at low cost.

Expandable to cover virtually any programmable part including serial E², PALS, GALS, EPLD's and microcontrollers from all manufacturers.

DESIGN

Not a plug in card but connects to the PC serial or parallel port; it comes complete with powerful yet easy to control software, cable and manual.

SUPPORT

UK design, manufacture and support. Same day dispatch, 12 month warranty. 10 day money back guarantee.

ASK FOR FREE INFORMATION PACK



MQP ELECTRONICS Ltd.

Unit 2, Park Road Centre, Malmesbury, Wiltshire, SN16 0BX UK

TEL. 01666 825146 FAX. 01666 825141

GERMANY 089/4602071; NORWAY 0702-17890; ITALY 02 92 10 3554

FRANCE (1)69.41.28.01; IRELAND 1-2800395; SWEDEN 08-590-32185;

Also from ELECTROSPEED UK

Radio Data Modules

- ✓ Data Transmitters & Receivers
- ✓ Modules & Systems
- ✓ Data Transceivers
- ✓ Evaluation Kits
- ✓ Same Day Dispatch
- ✓ 173MHz, 418MHz & 433.92MHz
- ✓ Credit Card Orders 

**NEW
CATALOGUE
OUT NOW!**



Applications:

Remote Controls
Wire-free Security
Remote Monitoring
RF Computer links

NEW! Transceiver evaluation kit. Includes: 2 x Transceivers, test PCB with PIC micro, bit error rate, range & self test firmware batteries, antenna and carry case. £149.00

Radio -
Tech

Radio - Tech Limited

DISTRIBUTOR OF RADIOMETRIX PRODUCTS

Overbridge House, Weald Hall Lane, Thornwood, Epping, Essex. CM16 6NB

Sales 0181-368 8277 Fax 0181-361 3434, Admin 01992-576107 Fax 01992-561994

THE ONLY COMPANY ON FIRST NAME TERMS WITH THE NOISE POLLUTION AGENCY!

RTVC

PA 400 AMPLIFIER £139.99

- INPUT 0.75V-1.2V ● INPUT IMPEDANCE 47Kohms
- OUTPUT POWER 2 x 200 WATT MAX (4ohms)
- RMS OUTPUT POWER 2 x 125W RMS/MAX
- FREQUENCY RESPONSE 14Hz-26kHz (3db)
- S/N RATIO 10db ● SEPARATION 70db
- DIMS 482mm|308mm|132mm 3U ● WEIGHT 8.4kg

STANDARD FEATURES: BOTH AMPS HAVE INDEPENDENT LEFT/RIGHT VOLUME CONTROLS, VU METERS, AND ARE FAN COOLED.

BRITISH MADE



PA 700 BEEFY 700 WATT AMPLIFIER ONLY £204.95

MOSFET

- ☆ ● INPUT 0.75V-1.2V VIA 1/4" (6.35mm) JACK SOCKETS
- ☆ ● CHANNEL SEPARATION 85db
- ☆ ● SIGNAL TO NOISE RATIO 100db
- ☆ ● FREQUENCY RESPONSE 20Hz-30kHz
- ☆ ● OUTPUT MAX 2 x 350W (4 ohms) VIA 3-PIN XLR FM
- ☆ ● OUTPUT RMS 2 x 230W
- ☆ ● SIZE 438mm (W) x 87mm (H) x 268mm (D) 2U ● WEIGHT 7.65kg (8.25kg boxed)

UTILISES 8 TO3 MOSFETS WITH DUAL TOROID TRANSFORMER P.S.U.

AUTHORISED DEALERS IN:- EMINENCE & RCF SPEAKERS, VESTAX, KAM, GEMINI & HW MIXERS, STANTON, ORTOFON, & SHURE CARTRIDGES.

RTVC

376 EDGWARE ROAD LONDON W2 1EB Tel: 0171-723 8432/0171-723 3462 Fax 0171-723 3467
2 mins. from Edgware Road Tube Station.



**CRAZY
PRICE!**

SURVEILLANCE PROFESSIONAL QUALITY KITS

No. 1 for Kits

Whether your requirement for surveillance equipment is amateur, professional or you are just fascinated by this unique area of electronics SUMA DESIGNS has a kit to fit the bill. We have been designing electronic surveillance equipment for over 12 years and you can be sure that all our kits are very well tried, tested and proven and come complete with full instructions, circuit diagrams, assembly details and all high quality components including fibreglass PCB. Unless otherwise stated all transmitters are tuneable and can be received on an ordinary VHF FM radio.

Genuine SUMA kits available only direct from Suma Designs. Beware inferior imitations!

UTX Ultra-miniature Room Transmitter

Smallest room transmitter kit in the world! Incredible 10mm x 20mm including mic. 3-12V operation. 500m range.....£16.45

MTX Micro-miniature Room Transmitter

Best-selling micro-miniature Room Transmitter
Just 17mm x 17mm including mic. 3-12V operation. 1000m range.....£13.45

STX High-performance Room Transmitter

Hi performance transmitter with a buffered output stage for greater stability and range. Measures 22mm x 22mm including mic. 6-12V operation, 1500m range.....£15.45

VT500 High-power Room Transmitter

Powerful 250mW output providing excellent range and performance. Size 20mm x 40mm. 9-12V operation. 3000m range.....£16.45

VXT Voice Activated Transmitter

Triggers only when sounds are detected. Very low standby current. Variable sensitivity and delay with LED indicator. Size 20mm x 67mm. 9V operation. 1000m range...£19.45

HVX400 Mains Powered Room Transmitter

Connects directly to 240V AC supply for long-term monitoring. Size 30mm x 35mm. 500m range.....£19.45

SCRX Subcarrier Scrambled Room Transmitter

Scrambled output from this transmitter cannot be monitored without the SCDM decoder connected to the receiver. Size 20mm x 67mm. 9V operation. 1000m range.....£22.95

SCLX Subcarrier Telephone Transmitter

Connects to telephone line anywhere, requires no batteries. Output scrambled so requires SCDM connected to receiver. Size 32mm x 37mm. 1000m range.....£23.95

SCDM Subcarrier Decoder Unit for SCRX

Connects to receiver earphone socket and provides decoded audio output to headphones. Size 32mm x 70mm. 9-12V operation.....£22.95

ATR2 Micro Size Telephone Recording Interface

Connects between telephone line (anywhere) and cassette recorder. Switches tape automatically as phone is used. All conversations recorded. Size 16mm x 32mm. Powered from line.....£13.45

UTLX Ultra-miniature Telephone Transmitter

Smallest telephone transmitter kit available. Incredible size of 10mm x 20mm! Connects to line (anywhere) and switches on and off with phone use. All conversation transmitted. Powered from line. 500m range.....£15.95

TLX700 Micro-miniature Telephone Transmitter

Best-selling telephone transmitter. Being 20mm x 20mm it is easier to assemble than UTLX. Connects to line (anywhere) and switches on and off with phone use. All conversations transmitted. Powered from line. 1000m range.....£13.45

STLX High-performance Telephone Transmitter

High performance transmitter with buffered output stage providing excellent stability and performance. Connects to line (anywhere) and switches on and off with phone use. All conversations transmitted. Powered from line. Size 22mm x 22mm. 1500m range.....£16.45

TX900 Signalling/Tracking Transmitter

Transmits a continuous stream of audio pulses with variable tone and rate. Ideal for signalling or tracking purposes. High power output giving range up to 3000m. Size 25mm x 63mm. 9V operation.....£22.95

CD400 Pocket Bug Detector/Locator

LED and piezo bleeper pulse slowly, rate of pulse and pitch of tone increase as you approach signal. Gain control allows pinpointing of source. Size 45mm x 54mm. 9V operation.....£30.95

CD600 Professional Bug Detector/Locator

Multicolour readout of signal strength with variable rate bleeper and variable sensitivity used to detect and locate hidden transmitters. Switch to AUDIO CONFORM mode to distinguish between localised bug transmission and normal legitimate signals such as pagers, cellular, taxis etc. Size 70mm x 100mm. 9V operation.....£50.95

QTX180 Crystal Controlled Room Transmitter

Narrow band FM transmitter for the ultimate in privacy. Operates on 180 MHz and requires the use of a scanner receiver or our QRX180 kit (see catalogue). Size 20mm x 67mm. 9V operation. 1000m range.....£40.95

QLX180 Crystal Controlled Telephone Transmitter

As per QTX180 but connects to telephone line to monitor both sides of conversations. 20mm x 67mm. 9V operation. 1000m range.....£40.95

QSX180 Line Powered Crystal Controlled Phone Transmitter

As per QLX180 but draws power requirements from line. No batteries required. Size 32mm x 37mm. Range 500m.....£35.95

QRX180 Crystal Controlled FM Receiver

For monitoring any of the 'Q' range transmitters. High sensitivity unit. All RF section supplied as a pre-built and aligned module ready to connect on board so no difficulty setting up. Outpt to headphones. 60mm x 75mm. 9V operation.....£60.95

A build-up service is available on all our kits if required.

UK customers please send cheques, POs or registered cash. Please add £1.50 per order for P&P. Goods despatched ASAP allowing for cheque clearance. Overseas customers send sterling bank draft and add £5.00 per order for shipment. Credit card orders welcomed on 0827 714476.

OUR LATEST CATALOGUE CONTAINING MANY MORE NEW SURVEILLANCE KITS NOW AVAILABLE. SEND TWO FIRST CLASS STAMPS OR OVERSEAS SEND TWO IRCS.

★★★ Specials ★★★

DLTX/DLRX Radio Control Switch

Remote control anything around your home or garden, outside lights, alarms, paging system etc. System consists of a small VHF transmitter with digital encoder and receiver unit with decoder and relay output, momentary or alternate, 8-way di1 switches on both boards set your own unique security code. TX size 45mm x 45mm. RX size 35mm x 90mm. Both 9V operation. Range up to 200m.

Complete System (2 kits).....£50.95

Individual Transmitter DLTX.....£19.95

Individual Receiver DLRX.....£37.95

MBX-1 Hi-Fi Micro Broadcaster

Not technically a surveillance device but a great idea! Connects to the headphone output of your Hi-Fi, tape or CD and transmits Hi-Fi quality to a nearby radio. Listen to your favourite music anywhere around the house, garden, in the bath or in the garage and you don't have to put up with the DJ's choice and boring waffle. Size 27mm x 60mm. 9V operation. 250m range.....£20.95

**SUMA
DESIGNS**

DEPT. EE

THE WORKSHOPS, 95 MAIN ROAD,
BAXTERLEY. NEAR ATHERSTONE,
WARWICKSHIRE CV9 2LE

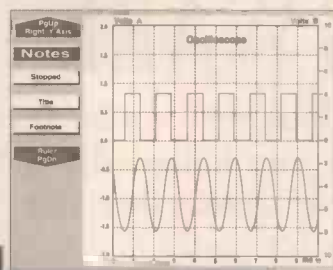
VISITORS STRICTLY BY APPOINTMENT ONLY



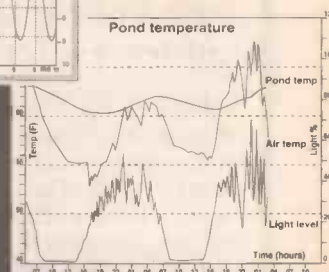
Tel/Fax:
01827 714476

Pico Releases PC Potential

Pico's Virtual Instrumentation enable you to use your computer as a variety of useful test and measurement instruments or as an advanced data logger.



PicoScope
'Virtual instrument' software.



PicoLog
Advanced data logging software.

Hardware and software are supplied together as a package - no more worries about incompatibility or complex set-up procedures. Unlike traditional 'plug in' data acquisition cards, they simply plug into the PC's parallel or serial port, making them ideal for use with portable PC's.

Call for your Guide on 'Virtual Instrumentation'.

NEW from Pico TC-08 Thermocouple to PC Converter

8 channel Thermocouple Interface

- Connects to your serial port - no power supply required.
- Supplied with PicoLog datalogging software for advanced temperature processing, min/max detection and alarm.
- 8 Thermocouple inputs (B,E,J,K,N,R,S and T types)
- Resolution and accuracy dependant on thermocouple type. For type K the resolution is better than 0.1°C.

TC-08 £ 199

TC-08 + Calibration Certificate £ 224

complete with PicoLog, software drivers and connecting cable. A range of thermocouple probes is available.



SLA-16 & SLA-32 Logic Analysers

Pocket sized 16/32 channel Logic Analysers

- Connects to PC serial port.
- Up to 50MHz sampling.
- Internal and external clock modes.
- 8K Trace Buffer.

SLA-16 £ 219
SLA-32 £ 349
with software, power supply and cables



ADC-100 Virtual Instrument

Dual Channel 12 bit resolution

- Digital Storage Scope
- Spectrum Analyser
- Frequency Meter
- Chart Recorder
- Data Logger
- Voltmeter

The ADC-100 offers both a high sampling rate (100kHz) and a high resolution. It is ideal as a general purpose test instrument either in the lab or in the field. Flexible input ranges ($\pm 200\text{mV}$ to $\pm 20\text{V}$) allows the unit to connect directly to a wide variety of signals.

ADC-100 with PicoScope £199
with PicoScope & PicoLog £219



ADC-10 1 Channel 8 bit

- Lowest cost in the Pico range
- Up to 22kHz sampling
- 0 -5V input range


Carriage UK free, Overseas £9 Oscilloscope Probes (x1, x10) £10



The ADC-10 gives your computer a single channel of analog input. Simply plug into the parallel port.

ADC-10 with PicoScope £49
PicoScope & PicoLog £59

PICO TECHNOLOGY



Pico Technology Ltd. Broadway House, 149-151 St Neots Rd, Hardwick, Cambridge. CB3 7QJ
Tel: (0)1954 - 211716 Fax: (0)1954 - 211880 E-mail: 100073.2365 @compuserve.com



Phone or FAX for sales, ordering information, data sheets, technical support. All prices exclusive of VAT

ELECTRONICS SOFTWARE

If you are looking for a means of improving your knowledge of the basics of electronics then this software is for you.

ELECTRONICS PRINCIPLES 2.1

- ★ Insulators, Conductors, Resistance ★ D.C. Circuits
- ★ Capacitance and Inductance ★ A.C. Series Circuits
- ★ A.C. Parallel Circuits ★ Reactance and Impedance
- ★ A.C. and D.C. Power ★ Frequency and Tuned Circuits
- ★ Using Numbers ★ Complex Numbers, Phase Angles
- ★ P.N. Junction Diode ★ Bi-polar and MOSFET Transistors
- ★ Operational Amplifiers ★ Logic Gates ★ Digital Number Systems
- ★ Combinational Logic ★ Flip Flops ★ Counters and Shift Registers
- ★ Memory ★ Microcomputer operation

Now an extended range of electronics topics with an improved graphics presentation, available to electronics hobbyists, students, schools, colleges, and used for training within industry throughout the UK and overseas. A fully interactive electronics program where the user selects from over 250 analogue and digital topics. Circuit diagrams, wave forms, phase angles, voltages and currents or logic states are shown, drawn to scale, in full colour. Formulae are given demonstrating all the calculation steps, exactly as in a textbook, using your input values.

An 'on screen' electronics package including circuit theory to enable a learning through doing approach to encourage experimentation. For the young student, mature hobbyist or the engineer that just needs to keep up-to-date in an easy and enjoyable way.

Having reviewed a dozen, or more, educational software packages designed to "teach" electronics, I was more than a little sceptical when I first heard about Electronics Principles: there seemed to be little that could be done that has not been done elsewhere. When I started to use the package my views changed. Indeed, I was so impressed with it that I quickly came to the conclusion that readers should have an opportunity to try the package out for themselves! - MIKE TOOLEY B.A. Dean of Faculty of Technology, Brooklands Technical College.

Complete package **Still only £49.95**

ELECTRONICS PC TOOLBOX VERSION 2.0

An extended and improved version of the popular Toolbox software. Presents commonly used formulae in a way that makes calculations easier thus encouraging experimentation in circuit design.

Covers D.C. Calculations from Ohm's Law to Loading a Potential Divider; Further D.C. Calculations from Power Ratio Decibels to Kirchhoff's Laws; A.C. Calculations from Average Peak Current to Filters and Admittance; Capacitance Calculations from Values to RC Time Constants; Inductance Calculations from Values to Selectivity; Binary Calculations from Addition to 2's Complement; Numbers and Phase Angles from Addition to Polar to Rectangular; Operational Amplifiers from Inverting Op.Amp to Op.Amp Differentiator.

Only £19.95

These programs require a PC (or fully compatible system) running DOS or Windows with an 80286 or better processor and VGA (ideally colour) graphics. In addition you must have 4Mb of hard disk space, a high density (1.44Mb) floppy drive and at least 640K of RAM. We also recommend the use of a mouse. Site licences are available - please enquire.

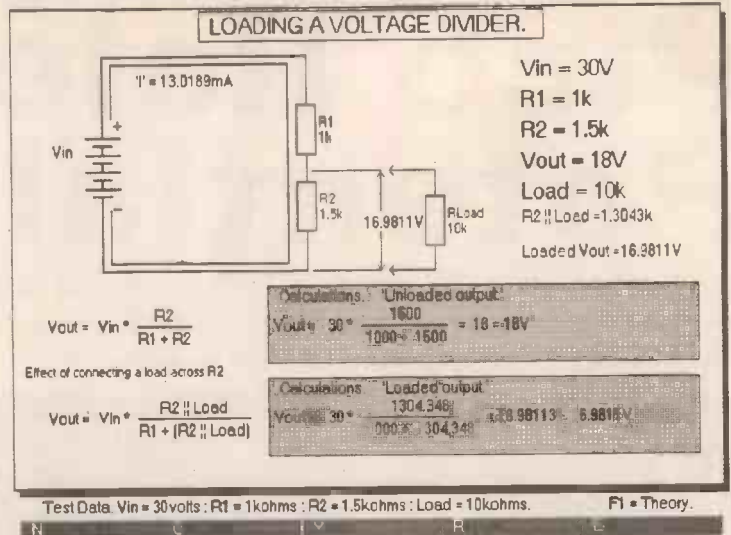
Available from

EPT Educational Software, Pump House, Lockram Lane, Witham, Essex. UK. CM8 2BJ. Tel: 01376 514008.

Add £2 per order for UK post and packing. Make cheques payable to EPT Educational Software.

Visa and Mastercard orders accepted - please give card number, expiry date and cardholders address if different from the delivery address.

OVERSEAS ORDERS: Add £2.50 postage for countries in the E.E.C. Overseas readers, outside the E.E.C. countries add £3.50 for airmail postage.



GCSE ELECTRONICS VERSION 2.0

Designed to complement the *EPE Teach-In* No. 7 publication, which contains a complete electronics course aimed at GCSE and A Level students, this software can also be used as a stand alone learning package for everyone interested in electronics. From simple d.c. current flow and Ohm's Law it covers the whole GCSE syllabus including a.c., semiconductors, op.amps, digital electronics, radio and fibre optic communications, digital numbering systems and goes on to look at microprocessor c.p.u.s, 6502 addressing modes and instruction sets. It even produces a program listing, which can be saved or retrieved from hard disk, when any of the instructions from the listed instruction set are input, thus allowing the user to monitor the registers for each of the addressing modes.

The original version is now widely used in schools and colleges throughout the UK.

An interactive, user friendly medium which assists learning in an enjoyable and interesting way.

Only £39.95

For more information or software upgrades call us on 01376 514008

GCSE MATHS now version 2.0

A series of programs covering all the major topics required by the school syllabus. Designed to be user friendly enabling you to study or revise in what we believe is an interesting and enjoyable way. There are nearly one hundred and fifty menu driven screens with interactive graphics, enabling a "learning through doing" approach to encourage experimentation. Now being used in many schools throughout the UK.

Only £49.95

£1 BARGAIN PACKS

Solar Cell, will give 100mA of free electricity, pack of 1, Order Ref: 6141.
Plastic Fan Blades, 3in. diameter, push-on spindle type, keep your motor cool, etc. Pack of 2, Order Ref: 638.
PC Games in cases for remaking, pack of 6, Order Ref: 645.
Piezo Noise Makers, standard size, pack of 2, Order Ref: 647.
Ditto but mini, only 23mm across, Order Ref: 648.
Covers, suit Piezo sounders etc, need 22mm hole, pack of 6, Order Ref: 651.
10A Micro Switches with screw terminals, mains voltage, pack of 2, Order Ref: 662.
PCB Mounted Relay, 5V/6V coil, two changeover 5A contacts, pack of 1, Order Ref: 665.
Controlled 4-Rocker Switch, 3 switches cannot be on unless the first master is on, suit 3kW blow heater, etc., pack of 1, Order Ref: 666.
0.33µF 1000V Caps, ideal to put in series with 115V 2-4W motors, pack of 4, Order Ref: 672.
Copper Clad Panel, size 12in. x 9in. approximately, make your own PCB or its strong enough to act as a chassis, pack of 1, Order Ref: 683.
100M Coil of Connecting Wire, Order Ref: 685.
12V Motor, extra efficient, will work with solar cells, pack of 1, Order Ref: 687.
Sub Min. Push-Switches, pack of 2, Order Ref: 688.
Ceramic Beads, ideal insulation where heat or flame, pack of 100, Order Ref: 690.
6in. Lengths of 1/4in. Diameter Paxolin Tubing, make useful test prods, etc, pack of 3, Order Ref: 691.
PCB Panel, part of micro TV, has EHT generator circuit, pack of 1, Order Ref: 692.
1920 Vintage Resistors, you have probably never seen any quite like them, pack of 2, Order Ref: 695.
440V A.C. Cap, 4µ aluminium cased, pack of 1, Order Ref: 702.
Power Supply Unit, output 9V 100mA D.C., pack of 1, Order Ref: 733.
Foldover Type Telescopic Aerial, pack of 1, Order Ref: 747.
AM/FM Tuning Capacitor, air spaced with 1/4in. spindle, pack of 1, Order Ref: 743.
Multi-Voltage Transformer, gives 10V, 9V, 8V, 7V, 1 1/2V or 1V, pack of 1, Order Ref: 744.
D.P.D.T. Rocker Switches for motor reversing, etc., pack of 2, Order Ref: 745.
Black Noise Transparent Speaker Mesh 12in. x 9in., pack of 4, Order Ref: 746.
Lightest Touch Changeover Micro Switches, mains voltage, pack of 2, Order Ref: 748.
Pair Porcelain Insulators, pack of 4, suitable cabin aerials, etc., Order Ref: 749.
Cased PSU, A.C. output, 15V 150mA and 8V 60mA, pack of 1, Order Ref: 751.
3 Changeover Contact Relay with coil, suitable for 12V A.C. or 6V D.C., pack of 1, Order Ref: 753.
Lever-Operated Micro Switches, ex-equipment, batch tested, any faulty would be replaced, pack of 10, Order Ref: 755.
Project Box, size approximately 100mm x 75mm x 24mm, its lid is a metal heatsink, pack of 1, Order Ref: 759.
Ex-BT instrument in plastic case with carrying handle, has many useful parts, pack of 1, Order Ref: 760.
Pick-Up Arm with diamond stylus, new and unused, pack of 1, Order Ref: 764.
Rubber Feet, fit corners of square chassis, pack of 20, Order Ref: 769.
24V Bakelite Encased A.C. or D.C. Buzzer, pack of 1, Order Ref: 774.
Component Mounting Tag Strip, 14 tags each side, pack of 1, Order Ref: 779.
1/2 Meg Pots each fitted double-pole switch, pack of 2, Order Ref: 780.
Thermostat for a refrigerator, pack of 1, Order Ref: 783.
C/O Micro Switches operated by a wire control to spindle through slide, pack of 2, Order Ref: 786.
Multi-Tap Mains Panel, has 12 tags to take 1/4in. push-on connectors, pack of 1, Order Ref: 792.
Reed Switch, flat instead of round so many more can be stacked in a small area, pack of 1, Order Ref: 796.
Very Thin Drills (0.3mm), pack of 12, Order Ref: 797.
Rocker Switches, spring-loaded with changeover 10A 230V contacts, pack of 2, Order Ref: 800.
Micro Switch, 10A changeover, operated by extra long (2in.) lever, pack of 1, Order Ref: 801.
Mains Circuit Breaker, 7A, pushbutton operated, not self-resetting, pack of 1, Order Ref: 802.
In-Line Switch intended for electric blanket to give variable heat but obviously has other uses, pack of 1, Order Ref: 805.
Plug for Car Lighter Sockets, each having internal fuse, pack of 2, Order Ref: 809.
Main Transformer 12V-0V-12V, 6W, pack of 1, Order Ref: 811.
10M of Mains Voltage Flex with screen and outer PVC insulation, Order Ref: 815.
Computer Grade Capacitor, 10,000µF 15V, pack of 1, Order Ref: 818.
13A Adaptor to take three plugs, fused, pack of 1, Order Ref: 819.
13A Adaptors to each take two plugs, pack of 2, Order Ref: 820.
Mains Isolation Transformer 10W, pack of 1, Order Ref: 821.
AM/FM Tuning Cap, airspaced and with 1/4in. spindle, pack of 1, Order Ref: 827.
0.01µF 250V Mains Working Suppressor Caps, pack of 5, Order Ref: 836.
Ring Main Junction Boxes, 13A, 230V, pack of 3, Order Ref: BD1.
Flush Plate Light Switches, 5A white, pack of 2, Order Ref: BD5.
Octal Valve Bases, Paxolin, pack of 4, Order Ref: 12.
Germanium Transistors, OC45 etc, pack of 50 assorted, Order Ref: 15.
Light Sensitive Transistors, ref OCP70, pack of 2, Order Ref: 14.
High Capacity Electrolytic, 5000µF, 10V, just 1, Order Ref: 18.
Loudspeaker Crossover, for tweeter, mid-range and woofer, just 1, Order Ref: 23.
Key Switch, panel mounting with key, just 1, Order Ref: 31.

REMINDERS

Multi Tester, 19 range, 20,000 opv, ex-British Telecom, reconditioned, complete with prods, **£8.50**, Order Ref: 8.5P3. Case also holds prods and small tools, **£2 extra**.

12V 10A D.C. PSU, **£9.50**, Order Ref: 9.5P1. With details of small conversion you have to make, Order Ref: 9.5P1 with details.

Insulation Tester and Multimeter. You read insulation directly in megohms and the multimeter section has A.C. volts, D.C. volts, 3 ranges milliamps, Ohms and a 5A range. Only **£7.50**, Order Ref: 7.5P4. Case also holds test prods and small tools, **£2 extra**.

Repairable Test Meter. We have some of these insulation testers which will not work on all ranges. They should be repairable, movement is OK. We will supply circuit diagram. Price **£3**, Order Ref: 3P176.

Medicine Cupboard Alarm. Sounds off when door is opened, neatly cased, uses 9V battery, **£3**, Order Ref: 3P155.

Water Level Alarm. Sounds off directly water reaches its adjustable sensor. Neatly cased, uses 9V battery, **£3**, Order Ref: 3P156.

250W Light Dimmer. Fits in place of normal wall switch, **£2**, Order Ref: 2P380.

Philips High Resolution 9in. Monitor. In metal frame, brand new, **£15**, Order Ref: 15P1.

Order 10 of any one item or bargain pack and you will receive an extra one free.

Quartz Clock Mechanism. With two sets of hands, one modern, one period, **£3**, Order Ref: 3P111.

Flashing Beacon. 12V Zenon tube cased and with amber coloured dome. Ready to fit to car roof, etc, **£7.50**, Order Ref: 7.5P13.

2 Socket Mains Adaptor. Virtually unbreakable. **£2**, Order Ref: 2P271.

3-Core Extension Lead. Tough pvc covered, 15M for **£2**, Order Ref: 2P189.

2-Core Extension Lead. For lights and many garden tools, 20M for **£20**, Order Ref: 2P20.

Stereo Headphones. With moving coil inserts, so superior sound, **£1**, Order Ref: 898.

15W 8in. 8 Ohm Speaker and 3in. Tweeter. Made for Amstrad, **£4**, Order Ref: 4P57.

12V Solenoid. 1 1/2in. long, extra powerful, **£1**, Order Ref: 232.

Mains Fan PAPST, 15mm square, **£8**, Order Ref: 8P8.

Horn Speaker. Horn diameter 5 1/2in., 8 ohm, 8W, **£3**, Order Ref: 3P82.

25W Speaker with Tweeter. For 8 ohm or 4 ohm, **£7**, Order Ref: 7P12.

20W Goodmans Speaker. 5in., 4 ohm, **£3**, Order Ref: 3P145.

20W Goodmans 4 Ohm Tweeter. **£1.50**, Order Ref: 1.5P9.

Double Fan. Ideal for greenhouse or cooker hood, **£10**, Order Ref: 10P84.

Helium Neon Laser. Philips full spec., **£30**, Order Ref: 30P1.

LCD Multi Tester - Model M3800. 32 ranges including 20A A.C. and D.C., **£25**, Order Ref: 25P14.

63mm Axial Fan. 12V brushless, 9-bladed so really good air mover, with drive circuit details, **£1**, Order Ref: 919.

2A Mains Filter/Peak Suppressor. PCB mounting, **£2**, Order Ref: 2P315.

£1 BARGAIN PACKS

In Handle Mains On/Off Switches. Sometimes known as pistol grip switches, pack of 2, Order Ref: 839.
Double-Pole Changeover Toggle Switches. Ideal reversing easy motors etc, pack of 2, Order Ref: 841.
3M 2-Core Curly Lead, 5A, Order Ref: 846.
1M 3-Core Curly Lead, 13A, Order Ref: 847.
A.C. Shaded-Pole Mains Motor with base fixing plate, pack of 1, Order Ref: 848.
4in. Plastic Dial, fits flatted 1/4in. spindle, transparent so dial can be underneath, pack of 2, Order Ref: 851.
2500µF 12V Capacitors, pack of 5, Order Ref: 853.
Delay Switch on E7G base, pack of 1, Order Ref: 854.
3 Changeover Relay, 6V A.C.: 3V D.C., pack of 1, Order Ref: 859.
3 Contact Micro Switches, operated with slightest touch, pack of 2, Order Ref: 861.
Normally on V3 Micro Switch, pack of 4, Order Ref: 862.
Highvac Numicator Tube, highvac ref XN3, pack of 1, Order Ref: 865.
Ditto but reference XN11, pack of 1, Order Ref: 866.
Sub Min Normally-Off Micro Switch, pack of 1, Order Ref: 867.
Sub Min Changeover Micro Switch, pack of 3, Order Ref: 868.
EX-GPO Telephone Dial, rotary type, pack of 1, Order Ref: 904.
Quartz Linear Heating Tubes, 306W but 110V so would have to be joined in series, pack of 2, Order Ref: 907.
2in. Round Loudspeakers, 50A coil, pack of 2, Order Ref: 908.
Edge Type Push Switches, BCD system, pack of 2, Order Ref: 915.
10M 4-Core Flex, suitable for telephone extension, Order Ref: 918.
Old Type Kettle Element, 2-pin plug, pack of 1, Order Ref: 925.
6V 24W Headlamp Bulb, normal BC plug in cap, pack of 1, Order Ref: 928.
40 Lamp Unit to make a figure or letter display, pack of 1, Order Ref: 930.
10K Horizontal Preset Resistors, pack of 10, Order Ref: 931.
1M 64-Way Ribbon Cable, Order Ref: 932.
15V 320mA PSU, pack of 1, Order Ref: 934.
15V + 15V 1.5VA Potted PCB Mains Transformer, pack of 1, Order Ref: 937.
16 Ohm 3in. Speakers, pack of 2, Order Ref: 962.
Mains Relay with 15A changeover contacts, pack of 1, Order Ref: 965.
In-Line Fuse Holders take 20mm fuse, just cut the flex and insert, pack of 4, Order Ref: 969.
Oblong Panel Mounting Neons, pack of 4, Order Ref: 970.
Copper Clad Panels, size 7in. x 4in., pack of 2, Order Ref: 973.
Standard Sized Audio Plug adapted to take two 3mm plugs, pack of 1, Order Ref: 974.
3.5mm Jack Plugs, pack of 10, Order Ref: 975.
Drill Control Case, ready punched and with control logos, pack of 1, Order Ref: 979.
Standard Size Old Type Wonder Plugs, pack of 10, Order Ref: 986.
8µF 350V Electrolytic, pack of 2, Order Ref: 987.
15V 320mA PSU, pack of 1, Order Ref: 989.
Screw-in Neon Bulbs, pack of 4, Order Ref: 990.
Very Small Slide Switch, pack of 4, Order Ref: 992.
50µF + 50µF 350V Working Electrolytics, pack of 2, Order Ref: 994.
8700µF 7V Working Electrolytic, pack of 1, Order Ref: 996.
1 Meg Preset Pots, pack of 4, Order Ref: 998.
Spring-Loaded 20A Toggle Switch, pack of 2, Order Ref: 1003.
White Project Box, 78mm x 115mm x 35mm, pack of 1, Order Ref: 1006.
12in. Lengths Panolin Tubing, 3/4in. diameter, pack of 2, Order Ref: 1008.
Slidlock 15A Fuses, panel mounting, pack of 3, Order Ref: 1011.
6V Solenoids, good length pull, pack of 2, Order Ref: 1012.
Relay with 3 Sets of Changeover 8A Contacts, pack of 1, 24V A.C. or 12V D.C., Order Ref: 1016.
White Toggle Switch, push-in spring retain type, pack of 4, Order Ref: 1019.
2M Mains Leads, 2-core, black outer, pack of 4, Order Ref: 1020.
2M Mains Leads, 3-core, black outer, pack of 3, Order Ref: 1021.
Ferrite Slabs with coils, pack of 2, Order Ref: 1027.
12V D.C. Polarised Relay, 2 changeover contacts, pack of 1, Order Ref: 1032.
12 x 12 Paxolin Panel, medium thickness, pack of 1, Order Ref: 1033.
Tuning Caps, solid DIA, for LW and MW, pack of 2, Order Ref: 37.
Trimmer Caps, screw down type, 10 assorted, Order Ref: 38.
I.F. Transformers, 465kHz, pack of 4, Order Ref: 40.
IC Sockets for PCB, pack of 10, Order Ref: 54.
6 1/2in. 4 Ohm Speaker, pack of 1, Order Ref: 137.
100K Stereo Pots, pack of 4, Order Ref: 143.
Fuseholders, chassis mounting for 20mm fuses, pack of 5, Order Ref: 144.
Sockets Covers, child protectors for twin 13A sockets, pack of 4, Order Ref: 149.
Ditto but for single 13A sockets, pack of 4, Order Ref: 150.
Pot Cores, ferrite, 54mm x 18mm, pack of 2 pairs, Order Ref: 156.

The above prices include VAT but please add **£3** towards our packing and carriage if your order is under **£25**. Send cheque or phone and quote credit card number.

J & N FACTORS


Pilgrim Works (Dept. E.E.)
Stairbridge Lane, Bolney,
Sussex RH17 5PA
Telephone: 01444 881965
(Also fax but phone first)

SHOP OPEN 9-5 MON-FRI. CLOSED SAT --- OFFICIAL ORDERS WELCOME

EPE MICROCONTROLLER P.I. TREASURE HUNTER

The latest MAGENTA DESIGN - highly stable & sensitive - with μ C control of all timing functions and advanced pulse separation techniques.

- New circuit design 1994
- High stability drift cancelling
- Easy to build & use
- No ground effect, works in seawater



- Detects gold, silver, ferrous & non-ferrous metals

- Efficient quartz controlled microcontroller pulse generation.
- Full kit with headphones & all hardware

KIT 847 £63.95

DIGITAL LCD THERMOSTAT

A versatile thermostat using a thermistor probe and having an I.c.d. display. MIN/MAX memories, -10 to 110 degrees celsius, or can be set to read in Fahrenheit. Individually settable upper and lower switching temperatures allow close control, or alternatively allow a wide 'dead band' to be set which can result in substantial energy savings when used with domestic hot water systems. Ideal for greenhouse ventilation or heating control, aquaria, home brewing, etc. Mains powered, 10A SPCO relay output. Punched and printed case.

KIT 841 £29.95

PORTABLE ULTRASONIC PEST SCARER

A powerful 23kHz ultrasound generator in a compact hand-held case. MOSFET output drives a special sealed transducer with intense pulses via a special tuned transformer. Sweeping frequency output is designed to give maximum output without any special setting up.

KIT 842 £22.56

DIGITAL CAPACITANCE METER

A really professional looking project. Kit is supplied with a punched and printed front panel, case, p.c.b. and all components. Quartz controlled accuracy of 1%. Large clear 5 digit display and high speed operation. Ideal for beginners - as the μ F, nF and pF ranges give clear unambiguous read out of marked and unmarked capacitors from a few pF up to thousands of μ F.

KIT 493 £39.95

ACOUSTIC PROBE

A very popular project which picks up vibrations by means of a contact probe and passes them on to a pair of headphones or an amplifier. Sounds from engines, watches, and speech travelling through walls can be amplified and heard clearly. Useful for mechanics, instrument engineers, and nosey parkers!

KIT 740 £19.98

WINDICATOR

A novel wind speed indicator with LED read-out. Kit comes complete with sensor cups, and weatherproof sensing head. Mainspower unit £5.99 extra.

KIT 856 £28.00

BAT DETECTOR

An excellent circuit which reduces ultrasound frequencies between 20 and 100 kHz to the normal (human) audible range. Operating rather like a radio receiver the circuit allows the listener to tune-in to the ultrasonic frequencies of interest. Listening to Bats is fascinating, and it is possible to identify various different types using this project. Other uses have been found in industry for vibration monitoring etc.

KIT 814 £21.44

1000V & 500V INSULATION TESTER



Superb new design. Regulated output, efficient circuit. Dual-scale meter, compact case. Reads up to 200 Megohms. Kit includes wound coil, cut-out case, meter scale, PCB & ALL components.

KIT 848 £32.95

MOSFET MKII VARIABLE BENCH POWER SUPPLY 0-25V 2.5A.

Based on our MkI design and preserving all the features, but now with switching pre-regulator for much higher efficiency. Panel meters indicate Volts and Amps. Fully variable down to zero. Toroidal mains transformer. Kit includes punched and printed case and all parts. As featured in April 1994 EPE. An essential piece of equipment.

KIT 845 £64.95



ULTRASONIC PEST SCARER

Keep pets/pests away from newly sown areas, fruit, vegetable and flower beds, children's play areas, patios etc. This project produces intense pulses of ultrasound which deter visiting animals.

- KIT INCLUDES ALL COMPONENTS, PCB & CASE
- EFFICIENT 100V TRANSDUCER OUTPUT
- COMPLETELY INAUDIBLE TO HUMANS

- UP TO 4 METRES RANGE
- LOW CURRENT DRAIN

KIT Ref. 812 £14.81



'COMSTEP' P.C. COMPUTER STEPPING MOTOR INTERFACE


An exciting project supplied with two 200 step motors, interface board, and easy to use P.C. software. Allows independent control of both motors - speed, direction, number of steps, and half/full step mode. Connects to computer parallel port. Requires 12V 1A D.C. supply and printer lead.

KIT 846 (with 2 motors) £67.00 (Printer lead £5.00)

SPACEWRITER

An Innovative and exciting project. Wave the wand through the air and your message appears. Programmable to hold any message up to 16 digits long. Comes pre-loaded with "MERRY XMAS". Kit includes PCB, all components & tube + instructions for message loading.

KIT 849 £16.99



12V EPROM ERASER

A safe low cost eraser for up to 4 EPROMS at a time in less than 20 minutes. Operates from a 12V supply (400mA). Used extensively for mobile work - updating equipment in the field etc. Also in educational situations where mains supplies are not allowed. Safety interlock prevents contact with UV.

KIT 790 £28.51

MOSFET 25V 2.5A POWER SUPPLY

High performance design has made this one of our classic kits. Two panel meters indicate Volts and Amps. Variable from 0-25 Volts and current limit control from 0-2.5A. Rugged power MOSFET output stage. Toroidal mains transformer.

KIT 769 £56.82

INSULATION TESTER

A reliable and neat electronic tester which checks insulation resistance of wiring and appliances etc., at 500 Volts. The unit is battery powered, simple and safe to operate. Leakage resistance of up to 100 Megohms can be read easily. A very popular college project.

KIT 444 £22.37

DIGITAL COMBINATION LOCK

Digital lock with 12 key keypad. Entering a four digit code operates a 250V 16A relay. A special anti-tamper circuit permits the relay board to be mounted remotely. Ideal car immobiliser, operates from 12V. Drilled case, brushed aluminium keypad.

KIT 840 £19.86

E.E. TREASURE HUNTER P.I. METAL DETECTOR MKI

Magenta's highly developed & acclaimed design. Quartz crystal controlled circuit MOSFET coil drive. D.C. coupled amplification. Full kit includes PCB, handle, case & search coil.

- KIT INC. HEADPHONES
- EFFICIENT CMOS DESIGN
- POWERFUL COIL DRIVE



- DETECTS FERROUS AND NON-FERROUS METAL - GOLD, SILVER, COPPER ETC.
- 190mm SEARCH COIL
- NO 'GROUND EFFECT'

KIT 815 £45.95

HAMEG HM303 30 MHz DUAL TRACE OSCILLOSCOPE & COMPONENT CHECKER

Western Europe's best selling oscilloscope - now improved. It now features 30MHz bandwidth, triggering to 100MHz and 2mV/div sensitivity.

Sharp bright display on 8 x 10cm screen with internal graticule. Special component tester built in - allows capacitors, resistors, transistors, diode, and many other components to be checked at a glance.

As with its predecessor, the QUALITY OF THIS INSTRUMENT IS OUTSTANDING. It is supported with a two year warranty covering parts and labour. If you are buying an oscilloscope, this is the one. It costs a fraction more than some others, but it is far superior. Supplied with test probes, mains lead, and manual.

£392.00 + £68.60 VAT Includes FREE Next-day delivery (Cheques must be cleared)

EDUCATIONAL BOOKS & PACKS

ADVENTURES WITH ELECTRONICS

The classic book by Tom Duncan used throughout schools. Very well illustrated, ideal first book for age 10 on. No soldering. Uses an S.DEC breadboard. Book & Components £28.95, Book only £7.25

FUN WITH ELECTRONICS

An Usborne book, wonderfully illustrated in colour. Component pack allows 6 projects to be built and kept. Soldering is necessary. Age 12 on, or younger with adult help. Book & Components £20.88, Book only £2.95

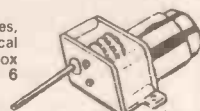
30 SOLDERLESS BREADBOARD PROJECTS

A more advanced book to follow the others. No soldering. Circuits cover a wide range of interests. Book & Components £30.69, Book only £2.95

DC MOTOR/GEARBOXES

Ideal for robots, buggies, and many other mechanical projects. Min. plastic gearbox with 1.5-4.5V DC motor. 6 ratios can be set up.

Small type MGS...£4.77



STEPPING MOTORS

For computer control via standard 4 pole unipolar drivers.

MD38 - miniature 48 steps per rev £9.15
MD35 1/4 - standard 48 steps per rev £12.99


PIC

DEVELOPMENT & TRAINING SYSTEM

PIC

YOUR KEY TO ANOTHER NEW AGE OF ELECTRONICS

PICs are being used more and more because they allow complicated jobs to be done with a single chip. All the work is done by programming. One PIC replaces a board full of ICs. Saving time, space, power, and MONEY.



★ WITH OPERATING PROGRAMMING, AND CODE ASSEMBLER PROGRAMS

£99 INCLUDING VAT + £3.00 p&p

RUNS WITH ANY PC

POWER SUPPLY (12V at 200mA)

£8.99

PC LEADS

9-WAY **£6.00**

25-WAY **£7.00**

HOW DO I START WITH PICs?

- STEP 1 – Buy the PIC-DATS Development & Training System
- STEP 2 – Follow May & June '95 EPE Series – showing how to program for practical applications
- STEP 3 – Start writing and testing your own programs

PIC PROJECT – LIGHT CONTROLLER DEVELOPMENT SYSTEM

A real-world application for a PIC microchip. This project can be made to do just what you chose by writing your own software. It can be programmed to work as a 4-Channel Light Chaser or a simple controller for domestic lighting. Zero volt crossing signal is provided and there is a 4x3 matrix keypad. (Less case).

Kit 855.....£35.95

Motors and Controllers

A range of kits and components for motion control and computer interfacing. Ideal for Design and Technical projects, and a whole range of up to the minute 'Home Automation' applications.

Comstep PC Computer Interface and Driver board

Drives two motors from PC parallel port. Supplied with comprehensive software. Needs 12Volt 1A supply.

With 2-200 Step Motors

Kit 846.....£67.00


PC Joystick Interface for Comstep

Software for operating Comstep from a standard PC Joystick. Allows two Axis control, with acceleration, speed, and X-Y position control. Stores co-ordinates.

Kit 852.....£28.95

DC Motor/Gearboxes

Our Popular and Versatile DC motor/Gearbox sets. Ideal for Models, Robots, Buggies etc. 1.5 to 4.5V Multi ratio gearbox gives wide range of speeds.



LARGE TYPE – MGL £6.95
SMALL – MGS – £4.77

Power Booster for Comstep

Adds to Comstep and allows motors up to 4 Amps to be driven. Two boosters drive two motors from a single Comstep. Uses standard Comstep software.

With MD24 Motors

Kit 850.....£39.95

Stand-Alone Stepping motor Driver/Interface

A Stand alone interface giving full control in all modes. Pushbutton operation with adjustable acceleration and speed. Ideal for demo and setting up. Then connect to computer port for full control.

Kit 843.....£39.95

Stepping Motors

MD38...Mini 48 step...£8.65
MD35...Std 48 step...£12.98
MD200...200 step...£16.80
MD24...Large 200 step...£22.95



PC Communications Protocol for Comstep

An interface board adding four switched inputs to the Comstep + All the code to develop your applications. Files in C, BASIC, FORTRAN & ASSEMBLER + demo.

Kit 851.....£26.98

Versatile Stepping motor Interface

A Magenta design, gives Half and Full-Wave drive. Up to 1Amp and 24Volts. CMOS inputs – Drive from logic or computer port. Needs power supply.

Kit 816.....£9.82

More Information:

All listed items come with data and instructions. For more information, including reprints of the appropriate magazine articles, send an SAE + £1.00 per kit – or phone and use Mastercard/Visa etc.

Mini-Lab & Micro Lab Electronics Teach-In 7

As featured in EPE and now published as Teach-In 7. All parts are supplied by Magenta. Teach-In 7 is £3.95 from us or EPE Full Mini Lab Kit – £119.95 – Power supply extra – £22.55 Full Micro Lab Kit – £155.95 Built Micro Lab – £189.95

MAGENTA

Tel: 01283 565435 Fax: 01283 546932 All prices include VAT. Add £3.00 p&p.



EVERYDAY With PRACTICAL ELECTRONICS

INCORPORATING ELECTRONICS MONTHLY

VOL. 24 No. 9 SEPTEMBER '95

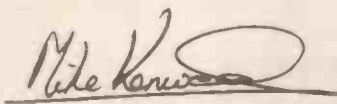
WEIRD!

Ever since Leon Theremin produced the first successful electronic instrument back in the 1920s the world has periodically reaffirmed its interest in his unusual "musical" instrument which is played without physical contact. One thing is for sure, the sound of the Theremin is very unusual – whether most players can achieve something musical is another matter.

With two of these devices in the office recently they have proved to be compulsive playthings for visitors. This simple design is, as far as we can tell, the only semiconductor design to be published as a full constructional project for many years (with the exception of a full frequency and volume controlled instrument, also by Jake Rothman, in Supplement 40 of our *Modern Electronics Manual*, published recently). Construction of the *Simple Theremin* is reasonably straightforward, playing it is the difficult bit! This basic instrument will give you a taste for the weird world of Theremin music. If you are really hooked we intend to publish a more advanced design, with both pitch and volume control as a future project.

DON'T DO IT!

Finally a word of warning; don't build this project if any member of your family, especially the younger ones, is likely to get hooked. The effect of those learning the Theremin is equally as bad as those learning the violin! It is too early to tell if the ultimate sound will be worth the painful learning process, but somehow I doubt it.



SUBSCRIPTIONS

Annual Subscriptions for delivery direct to any address in the UK: £24. Overseas: £30 (£47.50 airmail). Cheques or bank drafts (in £ sterling only) payable to *Everyday with Practical Electronics* and sent to EPE Subscriptions Dept., Allen House, East

Borough, Wimborne, Dorset BH21 1PF. Tel: 01202 881749. Subscriptions start with the next available issue. We accept Access (MasterCard) or Visa.

BINDERS

Binders to hold one volume (12 issues) are now available from the above address. These are finished in blue p.v.c., printed with the magazine logo in gold on the spine. Price £5.95 plus £3.50 post and packing (for overseas readers the postage is £6.00 to everywhere except Australia and Papua New Guinea which cost £10.50). *Normally sent within seven days but please allow 28 days for delivery – more for overseas orders.*

Payment in £ sterling only please. Visa and Access (MasterCard) accepted, minimum credit card order £5. Send or phone your card number and card expiry date with your name, address etc.



Editorial Offices:
EVERYDAY with PRACTICAL ELECTRONICS EDITORIAL ALLEN HOUSE, EAST BOROUGH, WIMBORNE DORSET BH21 1PF
Phone: Wimborne (01202) 881749
Fax: (01202) 841692. DX: Wimborne 45314
Due to the cost we cannot reply to orders or queries by Fax.

See notes on **Readers' Enquiries** below – we regret lengthy technical enquiries cannot be answered over the telephone.

Advertisement Offices:
EVERYDAY with PRACTICAL ELECTRONICS ADVERTISEMENTS
HOLLAND WOOD HOUSE, CHURCH LANE
GREAT HOLLAND, ESSEX CO13 0JS
Phone/Fax: (01255) 850596

Editor: MIKE KENWARD
Secretary: PAM BROWN
Deputy Editor: DAVID BARRINGTON
Technical Editor: JOHN BECKER
Business Manager: DAVID J. LEAVER
Subscriptions: MARILYN GOLDBERG
Editorial: Wimborne (01202) 881749
Advertisement Manager:
PETER J. MEW, Frinton (01255) 850596
Advertisement Copy Controller:
DEREK NEW, Wimborne (01202) 882299

READERS' ENQUIRIES

We are unable to offer any advice on the use, purchase, repair or modification of commercial equipment or the incorporation or modification of designs published in the magazine. We regret that we cannot provide data or answer queries on articles or projects that are more than five years old. Letters requiring a personal reply *must* be accompanied by a stamped self-addressed envelope or a self-addressed envelope and international reply coupons. Due to the cost we cannot reply to queries by Fax.

All reasonable precautions are taken to ensure that the advice and data given to readers is reliable. We cannot, however, guarantee it and we cannot accept legal responsibility for it.

COMPONENT SUPPLIES

We do not supply electronic components or kits for building the projects featured, these can be supplied by advertisers.

We advise readers to check that all parts are still available before commencing any project in a back-dated issue.

We regret that we cannot provide data, or answer queries, on projects that are more than five years old.

ADVERTISEMENTS

Although the proprietors and staff of EVERYDAY with PRACTICAL ELECTRONICS take reasonable precautions to protect the interests of readers by ensuring as far as practicable that advertisements are *bona fide*, the magazine and its Publishers cannot give any undertakings in respect of statements or claims made by advertisers, whether these advertisements are printed as part of the magazine, or in inserts.

The Publishers regret that under no circumstances will the magazine accept liability for non-receipt of goods ordered, or for late delivery, or for faults in manufacture. Legal remedies are available in respect of some of these circumstances, and readers who have complaints should first address them to the advertiser.

TRANSMITTERS/BUGS/TELEPHONE EQUIPMENT

We advise readers that certain items of radio transmitting and telephone equipment which may be advertised in our pages cannot be legally used in the UK. Readers should check the law before buying any transmitting or telephone equipment as a fine, confiscation of equipment and/or imprisonment can result from illegal use or ownership. The laws vary from country to country; overseas readers should check local laws.

SIMPLE THEREMIN

JAKE ROTHMAN

Take a trip "Back to the Future" and discover the fascinating world of "music and magic" that is the Theremin

FORGET inputting that formant data into your MIDI synthesis workstation via the Qwerty user interface for a limited time window (enough of this techno-rubbish - Ed!) and get back to those eerie tones of the good old Theremin.

It was Leon Theremin who first popularised electronic music with his electronic musical instrument the Theremin. His creation certainly followed Arthur C. Clark's assertion that good technology should appear like magic, since it was played with no physical contact. The "Thereminists" moved their hands in a controlled way around the antennas that controlled pitch and volume.

A motionless body was essential for pitch stability, but this merely enhanced the theatrical effect and mystery. Along with its eerie sounds, the instrument's strangeness led the Theremin to be used on the soundtrack of many 1950s science fiction movies, such as *The Day The Earth Stood Still*.

THEREMIN - END OF A LEGEND

The Theremin is surrounded by intrigue and legend and this was played upon a great deal in the *Channel 4* documentary, presented shortly after Leon Theremin's death in 1994. However, the role of a technical magazine like *EPE* is to demystify such things and explain their operation.

It is said that a lot has been discovered in electronics when things go wrong and this is very likely in the case of the Theremin, since the principle of the Theremin frequently arises by accident in electronics as a form of instability.

A classic case occurs in radios where there is a loud whistle accompanying the desired programme. If the tuning control is adjusted the whistle usually changes pitch. Combining this with another common fault, hand capacitance effects, the pitch will change if a hand is moved towards the receiver.

It is very likely that the old regenerative wireless sets popular in the twenties which were prone to these defects, inspired Theremin to analyse and exploit the effect to make a musical instrument. So there is no real mystery, the Theremin is in fact just a glorified audible capacitance meter!

BASIC OPERATION

The basis of all Theremins is two high frequency oscillators, of almost identical frequency, normally operating from 0.2MHz to 2MHz. One oscillator is fixed while the other is connected to a conductor which forms a variable capacitor with the player's hand. As the hand is moved, a minute change in capacitance occurs (in the order of fractions of a picofarad (pF)

shifting the oscillator's frequency by a correspondingly small amount.

The oscillator outputs are then combined in a mixer as shown in Fig. 1 to produce a beat frequency as shown in Fig. 2. If the two original frequencies are close enough together, the beat frequency will be in the audio region.

Now here comes the clever bit: since the original frequencies are in the radio frequency (r.f.) region, it only requires a very small percentage shift to make a large difference to the beat frequency, giving a sensitive instrument with a wide pitch range.

The mixer output contains a lot of r.f. and is just like an a.m. radio signal. This then needs to be detected and filtered to obtain a clean audio signal. If the r.f. content is not removed the audio output amplifier may "overheat" and the signal may be radiated by the output wires causing instability.

ORIGINAL THEREMINS

Original Theremins built by RCA in the thirties were very large valve/wooden instruments with a vertical conductor for Pitch and a horizontal loop for Volume. (Basic Theremins, such as the one described here, do not usually have a volume control conductor.) The RCA's Volume control was quite unusual since it had a negative control characteristic, in that no tone was emitted until the hand was removed.

Since voltage controlled amplifiers were not effective at that time, the unique solution of varying the brightness of a directly heated valve filament was used. This filament was fed with r.f. generated by an oscillator that could be damped via the control conductor.

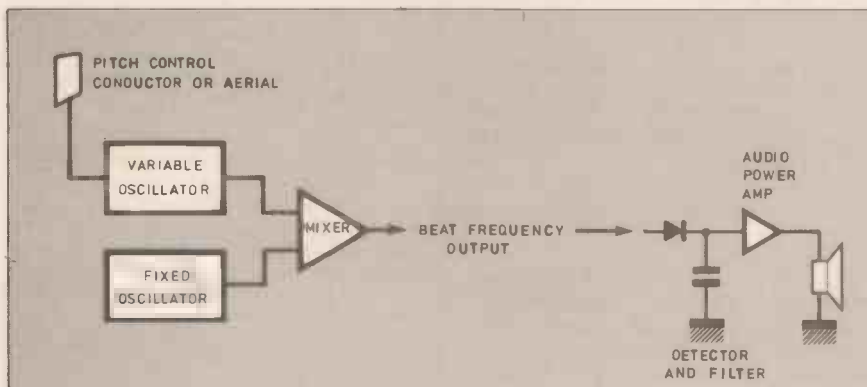


Fig. 1. Block diagram for the basic Theremin.

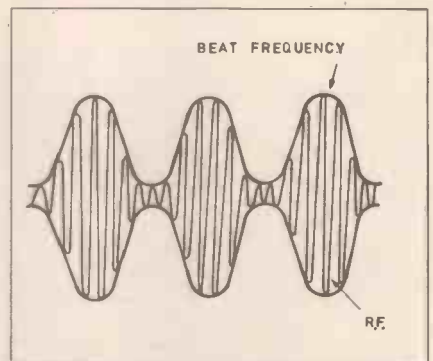


Fig. 2. Beat frequency output from the mixer stage.

Original RCA Theremins were very highly developed pieces of electronics, having excellent stability and range. They have often been used in conjunction with an orchestra and can be considered true concert instruments. Of course this is reflected, along with their scarcity, in the price, which is in the order of £12,000.

SIMPLE THEREMIN

Being £11,980 cheaper than the RCA model, the design presented here is harder to play in tune because of a more compressed range, but when plugged into a loudspeaker with decent bass response and some sound processing gear, the results can be quite acceptable.


To obtain a range comparable with the original necessitates the use of expensive specially made coils, whereas this design uses standard 100µH coils available from most of the main distributors.

CIRCUIT DESCRIPTION

The complete circuit diagram of the Simple Theremin is shown in Fig. 3. The two oscillators are of the Colpitts configuration which avoids the need for a tapped coil by using two capacitors to form a "tapped" capacitance. This allows ordinary off-the-shelf inductors to be used.

The frequency of the fixed oscillator, built around transistor TR1, is around 1.33MHz. The variable frequency oscillator, built around TR2, is connected to the Pitch aerial (note that this is at positive potential since current can flow through coil L2). Trimming for ambient conditions is provided by trimmer capacitor VC1.

Mixing of the two oscillator outputs is accomplished by transistor TR3. To prevent the oscillators locking together at low frequencies the mix resistors R9 and R10 are of high value. Note R10 is about half the value of R9 to ensure the amplitude of the resulting waveform does not fall to zero at the dips of the beat frequency. This ensures there is always



Two versions of the Simple Theremin, only the Pitch conductor shape has been changed.

some carrier frequency which reduces the distortion produced by the detector.

The mixer stage is simply a collector biased common emitter stage. If a different transistor is used, resistor R11 may need altering to get lowest distortion. To prevent low frequency oscillation the mixer stage is decoupled by resistor R13 and capacitor C13. Note that the two oscillators have their own decoupling, provided by ceramic capacitors C1 and C6.

Demodulation of the mixer output is provided by diode D2. Capacitor C14 is used to block the half-rail d.c. bias present on TR3 collector. To prevent a d.c. offset building up, diode D1 provides an equivalent d.c. path.

First stage r.f. filtering to recover the audio is provided by capacitor C15. A second stage of r.f. filtering is provided by R15 and capacitor C16 before the signal is fed into load resistor R17.

To prevent the Volume control VR1 from scratching due to d.c., the signal is a.c. coupled via capacitor C20. Unusually for a Volume control, it is acceptable for VR1 to be a "linear" type, although a log. type gives a smoother change at low levels.

A final stage of filtering, built around resistor R16 and capacitor C17, is applied just before the input to IC1, an LM386 power amplifier i.c. The LM386 was chosen since it is less prone to r.f. oscillation than a lot of monolithic power amps and provides an adequate output of 250mW.

A Zobel network consisting of resistor R18 and capacitor C21 is used to prevent any h.f. oscillation due to the voice-coil inductance of the loudspeaker. Capacitor C22 is used to block the half-rail d.c. bias voltage from entering the loudspeaker. Finally, decoupling for the power-amp is achieved by capacitor C18, with high frequency bypassing provided by C19.

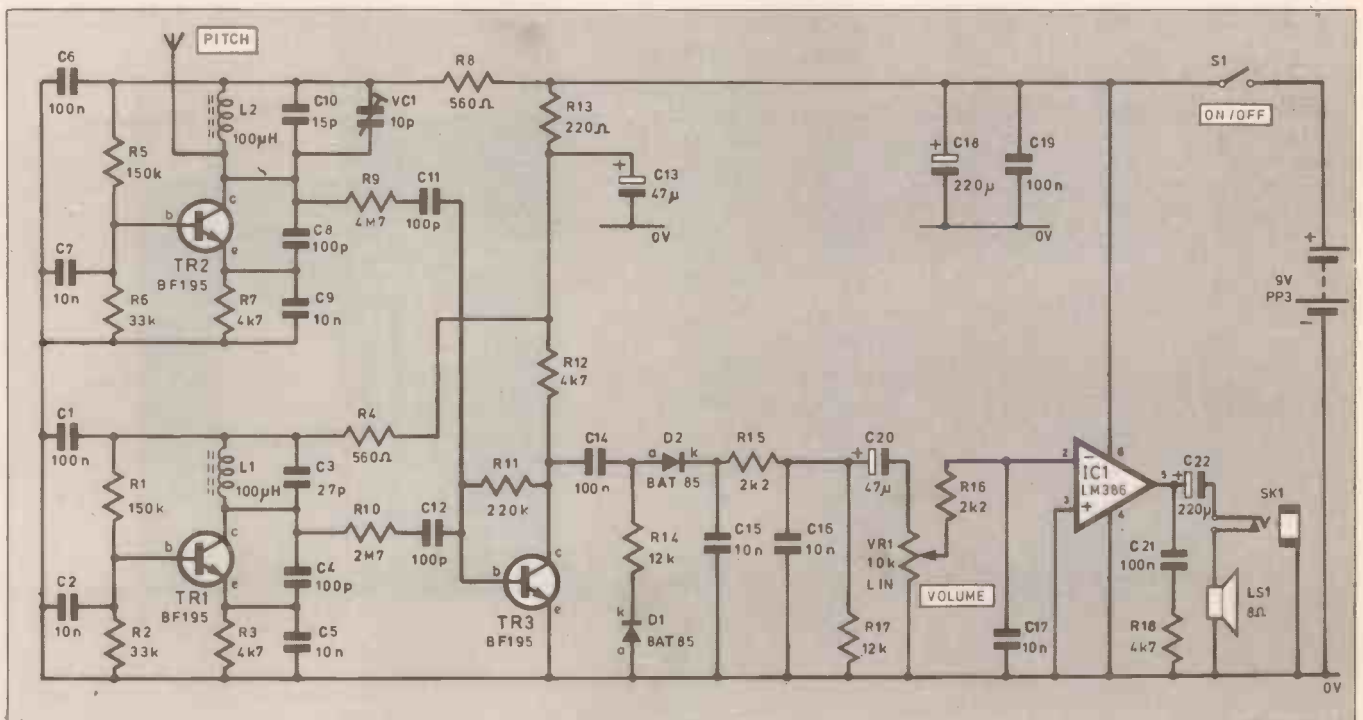


Fig. 3. Complete circuit diagram for the handheld Simple Theremin.

COMPONENTS

All the frequency determining capacitors should be zero temperature coefficient NP0 ceramic, or better still, negative temperature coefficient, such as N150 ceramic types. The use of N150 capacitors helps compensate for the positive temperature coefficient of the ferrite cored inductors used.

Most N150 ceramic capacitors can be identified by a band of orange paint across the top. However, aiming for high stability in a Theremin can be a pointless exercise since they will tend to drift according to air temperature, humidity and the proximity of any objects.

All the other capacitors are used for coupling and decoupling and cheap poor-tolerance ceramics and electrolytics can be used. None of the resistors are critical and standard five per cent carbon-film types can be used.

The transistors are cheap r.f. types as used in a.m. radios; it is possible to use l.f. types such as BC182s although it may be necessary to alter the value of the emitter components to get a clean sine wave. Although Schottky diodes are specified for the detector, old germanium types, such as the OA91, work almost as well.

CONSTRUCTION

The Theremin printed circuit board (p.c.b.) topside component layout and full size underside copper foil master pattern are shown in Fig. 4. Construction should not present any problems provided the circuit is built on the recommended p.c.b. The board is available from the *EPE PCB Service*, code 952.

To minimise the magnetic coupling between the two oscillators the inductors L1 and L2 are mounted on almost opposite corners of the p.c.b. They are also at right angles to each other, with L1 being horizontally mounted whereas L2 is in a vertical orientation.

CORNFIELD

Back in the early eighties as a young electronics undergraduate one of my lecturers said, "no more cornfields laddie"

COMPONENTS

Approx cost
guidance only

£ 20

Resistors

R1, R5	150k (2 off)
R2, R6	33k (2 off)
R3, R7, R12	4k7 (3 off)
R4, R8	560Ω (2 off)
R9	4M7
R10	2M7
R11	220k
R13	220Ω
R14, R17	12k (2 off)
R15, R16	2k2 (2 off)
R18	4Ω7

All 0.25W 5% carbon film

Capacitors

C1, C6, C18, C21	100n ceramic, +80 -20% (4 off)
C2, C5, C7, C9, C15, C16, C17	10n ceramic 20% (7 off)
C3	27p ceramic 2% NP0 or N150
C4, C8, C12, C10	100p ceramic, NP0 or N150 (4 off)
C10	15p ceramic, NP0 or N150
C13, C20	47μ radial elect. 10V
C19, C22	220μ radial elect. 10V
VC1	10p Philips trimmer

See
SHOP
TALK
Page

Semiconductors

D1, D2	BAT85 small signal Schottky diode (2 off)
TR1, TR2, TR3	BF195 npn silicon r.f. transistor (3 off)
IC1	LM386 low voltage power-amp.

Miscellaneous

L1, L2	100μH axial inductor (2 off)
B1	9V alkaline battery (PP3), with clip
SK1	6.3mm (¼in.) mono switched jack socket
S1	s.p.s.t. min. toggle switch
LS1	8ohm 1.5in. diameter loudspeaker, with alnico magnet

Plastic case, with battery compartment, size 105mm x 60mm x 28mm; printed circuit board available from *EPE PCB Service*, code 952; 8-pin d.i.l. socket; 10mm dia., 3mm shaft, collet knob plus end cap; single-ended solder pins (8 off); 16s.w.g. tinned copper wire, approx. 150mm length, for Pitch aerial; multistrand connecting wire; solder etc.

Note

This design is offered as a project for home construction only and no licence for commercial manufacture is implied.

Note that the p.c.b. design and circuit is copyright of Longwave Instruments and many not be manufactured by commercial companies.

referring to a recently constructed mixer channel I had designed with all the resistors mounted vertically. However, no apologies are made for this being a "cornfield" design since it is the only way, apart from surface-mount techniques, the Theremin could be made pocket-sized without having to use one of those awful mini-jacks. Only full-size jack sockets are reliable enough, as users of Walkman type cassette players will testify.

Assembling the board should follow the normal rule of "lowest components first"

although this will contradict the other general rule of "resistors first" which cannot apply to vertical mount boards. It is a good idea to mount IC1 in a socket and care should be taken bending the leads of the diodes and coils. The transistors are "lock fit" and so despite being of low profile, they can be fitted last, in accordance with good practice.

Trimmer capacitor VC1 **MUST** be mounted on the copper side of the board. This is quite a tricky soldering job necessitating a fine pointed iron, since the

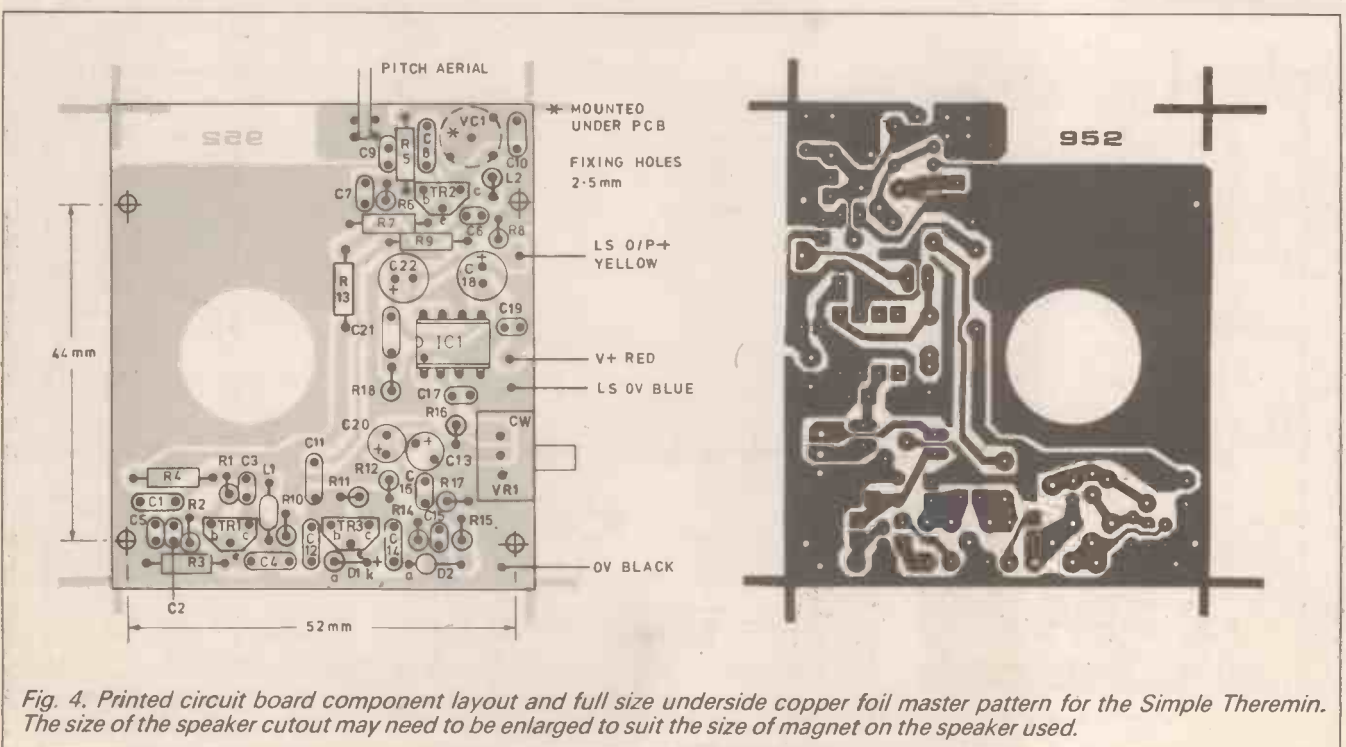


Fig. 4. Printed circuit board component layout and full size underside copper foil master pattern for the Simple Theremin. The size of the speaker cutout may need to be enlarged to suit the size of magnet on the speaker used.

iron has to go under the component to reach the tags. When mounting the potentiometer VR1 it is essential that the tags are firmly bent over before being soldered, since the soldered joins on all p.c.b. mounted pots are subject to considerable mechanical stress.

CASE

Being a compact unit, the drilling and mounting details are more critical than for most units. In particular the 2.5mm mounting holes for the p.c.b. are very tight, as is the actual size of the p.c.b.

Some judicious filing of the board will be needed to ensure an accurate fit inside the case. This is best accomplished before the p.c.b. has been soldered up, since the trimmer capacitor is sensitive to dust and abrasion.

The loudspeaker is mounted with Evostik impact adhesive (the brown stuff). It is essential that the speaker used has a columnar or alnico magnet, the more common ferrite magnets will be too wide and will foul the components on the p.c.b.

Since the speaker does not have to handle the full range, a single hole sufficient to clear the voice coil will suffice. This

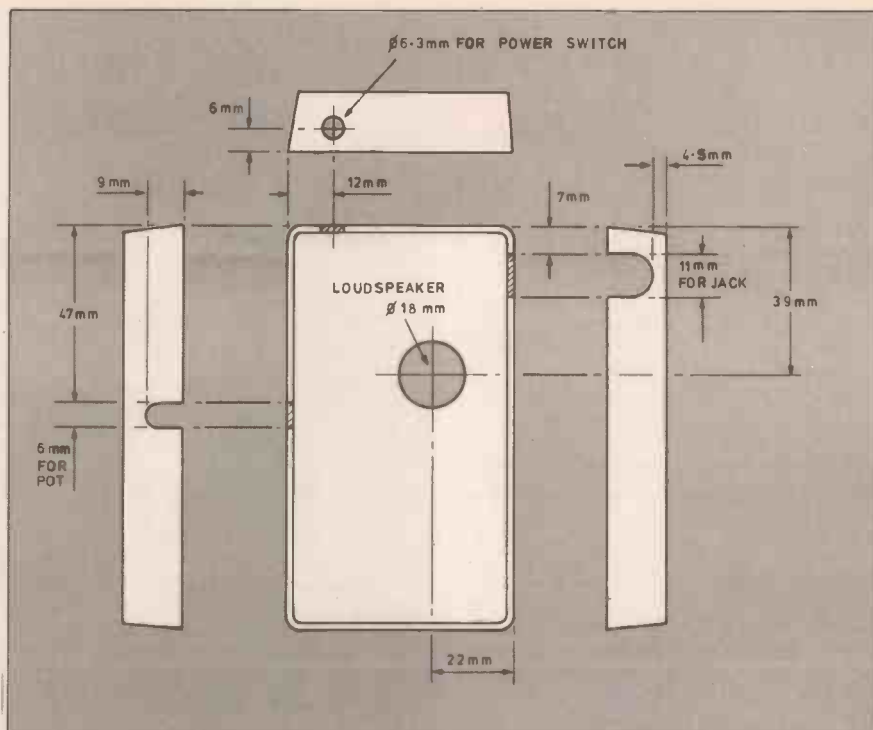



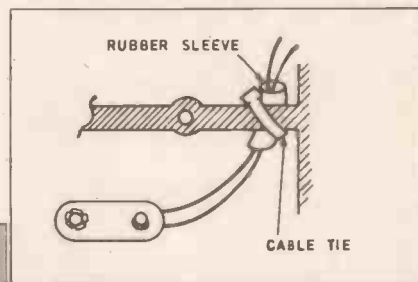
Fig. 5. Case measurements and drilling details.

provides protection without the need for a covering grille. Fig. 5 shows the drilling details for the box.

must be bent over to give a maximum clearance to be able to close the box.

INTERWIRING

There is very little wiring in the unit, it only being necessary for the battery clip, switch, output jack socket and loudspeaker. The full interwiring details are shown in Fig. 6. Note that the connecting tags for the jack socket SK1



The trimmer capacitor mounted on the track side of the p.c.b.

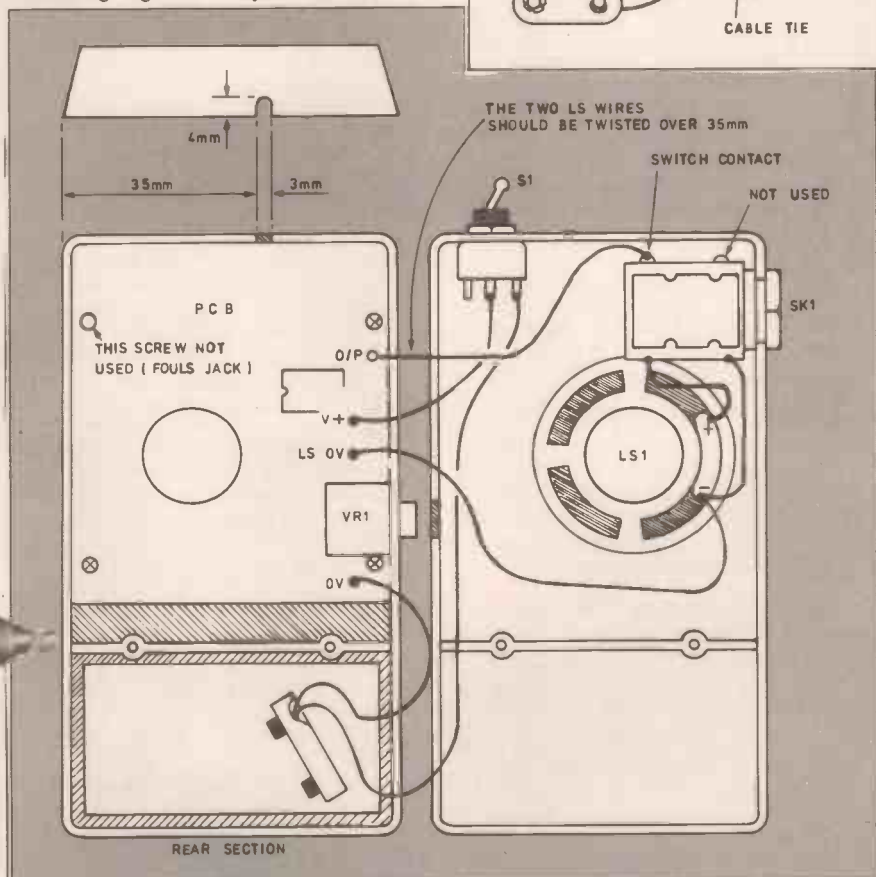


Fig. 6. Interwiring between components mounted in the two sections of the small case. The battery lead is secured to the battery compartment mounting/dividing strut as shown inset.



The completed p.c.b. is a tight fit in the case.

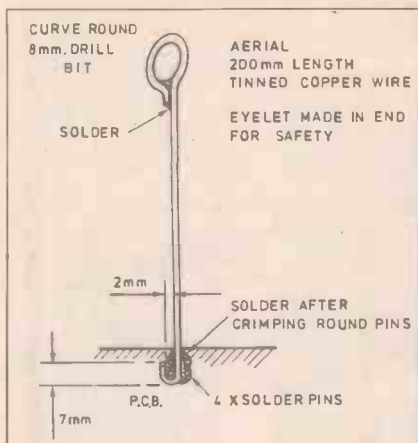


Fig. 7. Construction and mounting of the Pitch aerial.

The aerial is made of 16s.w.g. tinned copper wire and is soldered between four solder pins as illustrated in Fig. 7 and photographs. For maximum strength it is best to insert the pins using a large soldering iron by heating the pin up for a few seconds before firmly pushing it into the board with the bit. Using the standard pin insertion tool does not seem to work with glass fibre boards so the soldering iron technique was found to be the most effective approach.

TESTING

When testing the unit, the most common cause of no output is the oscillators being too far apart in frequency due to component tolerances. It should be possible to adjust VC1 so that the null point or "zero beat" should occur when its plates are half enmeshed.

Above the null point the frequency should increase as the hand is brought nearer the "Pitch aerial". Interestingly, at the other side of the null point the frequency goes down. If the oscillator frequencies cannot be brought close enough with VC1 it will be necessary to pad-up either capacitor C10 or C3.


Another cause of zero output is one of the oscillators not oscillating. This is most commonly due to an "open circuit" inductor, incorrect insertion of the transistor or solder bridges.

If available, the oscillator output should be checked with a 'scope probe set to $\times 10$ to provide a degree of isolation. The output should be a good sine wave in the order of a few volts peak-to-peak, see Fig. 8.

AUDIO OUTPUT

The audio output of the simple Theremin should also be a clean sine wave, since this is the standard "Theremin sound". Some circuits have a buzzy sound as a result of harmonics. This can sometimes give good results if sound processing is used.

Playing or "conducting" the Theremin is accomplished by "waving" the hand(s) near the Pitch aerial.



Positioning and interwiring between components mounted in the two halves of the case. Note the jack socket connecting tags have been bent down.

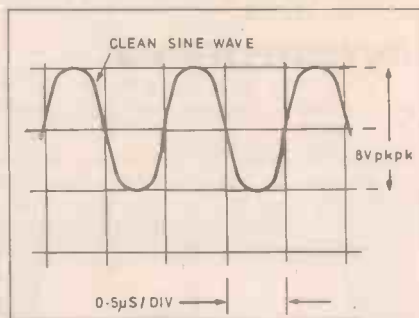


Fig. 8. Oscillator output waveform taken with $\times 10$ probe. Voltage may be higher than battery voltage due to resonance.

A harmonically rich sound can be achieved by clipping the waveform by over driving the mixer stage. Another method is to increase the coupling between the oscillators by reducing the value of the mix resistors, R9 and R10, or by encouraging magnetic coupling. This technique produces a ramp waveform as a result of the oscillators "pulling" each other.

The original Theremins were designed to have a harmonic structure very similar to a violin. It is interesting that Leon achieved this by careful tweaking and listening, not having the advantage of oscilloscopes and spectrum analysers in those days.

USING THE THEREMIN

Do not expect to be able to play a tune on the Theremin immediately; they are very hard to play, even making the violin seem easy! One of the reasons for this, is the unusual control law which results in the rate of pitch change rapidly increasing as the hand gets nearer the "aerial".

Secondly, the effective range of the pitch control is only a few inches and thirdly there is no tactile feedback. However, the unit is great for special effects and a tuneful rendition can be obtained if the instrument is sampled.

For loudness control a guitar style volume pedal can be used.

The Theremin will cause slight interference to a.m. radios and will transmit its whistle at the low end of the MW band, where it should cause few problems since there are hardly any stations and the range of the interference is only a few feet.

Traditionally, Theremins are played by moving a hand near the Pitch aerial. However, with the Simple Theremin the unit can be handheld and moved against a fixed conducting object, such as a desk lamp.

Interesting effects can be made when two Theremins are played against each other since they beat together and may also lock when the aerials touch. Having suffered the effects of children having a "Theremin war" it is suggested this is tried in a sound-proofed room! Generally, children love Theremins and they may be of some therapeutic value to the handicapped.

MIDI

Pitch to MIDI converters are now available which greatly extend the possibilities for using Theremins. One advantage is that special software can be employed to make the instrument's control characteristic easier to play, such as by increasing the spacing between notes for example. Theremin manufacturers Longwave Instruments are currently developing a pitch to MIDI converter. □



HART

HART AUDIO KITS – YOUR VALUE FOR MONEY ROUTE TO ULTIMATE HI-FI

HART KITS give you the opportunity to build the very best engineered hi-fi equipment there is, designed by the leaders in their field, using the best components that are available.

Every HART KIT is not just a new equipment acquisition but a valuable investment in knowledge, giving you guided hands-on experience of modern electronic techniques.

In short HART is your 'friend in the trade' giving you, as a knowledgeable constructor, access to better equipment at lower prices than the man in the street.

You can buy the reprints and construction manual for any kit to see how easy it is to build your own equipment the HART way. The FULL cost can be credited against your subsequent kit purchase.

Our list will give you full details of all our Audio Kits, components and special offers.

INTRODUCING

The Hart "Chiara"

Single-Ended Class "A" Headphone Amplifier.

Most modern high fidelity amplifiers either do not have a headphone output facility, or this may not be up to the highest standard.

The new Hart "Chiara" has been introduced as an add-on unit to remedy this situation, and will provide two ultra high quality headphone outlets. This is the first unit in our 2000 Range of modules to be introduced through the year. Housed in the neat, black finished, Hart Minibox it features the wide frequency response, low-distortion and "musicality" that one associates with designs from the renowned John Linsley Hood.

Both outputs will drive any standard high quality headphones with an impedance greater than 30 ohms and the unit is ideal for use with the Sennheiser range. A signal link-through makes it easy to incorporate into your system and two extra outputs, one at output level and one adjusted by the Volume control are available on the back panel. The high level output also makes a very useful long-line driver where remote mounted power amplifiers are used. Power requirements are very simple and can be provided by either of our new "Andante" power supplies. Use the K3565 to drive the "Chiara" on its own, K3550 if driving other modules as well.

Volume and Balance controls are provided and as befits any unit with serious aspirations to quality these are the ultra high quality Alps "Blue Velvet" components.

Very easily built, even by beginners, since all components fit directly on the single printed circuit board and there is no conventional wiring whatsoever. The kit has very detailed instructions, and even comes with a roll of Hart audiograde silver solder. It can also be supplied factory assembled and tested.

Selling for less than the total cost of all the components, if they were bought separately, this unit represents incredible value for money and makes an attractive and harmonious addition to any hi-fi system.

K2100 The total cost of a complete set of all components to build this unit is £126.37. Our special discount price for all parts bought together as a kit is.....**£109.50**

K2100SA Series Audiophile, with extra selected components.....**£112.46**

HART TC1D Triple Purpose TEST CASSETTE

Now available again and even better than before! Our famous triple purpose test cassette will help you set up your recorder for peak performance after fitting a new record/play head. This quality precision Test Cassette is digitally mastered in real time to give you an accurate standard to set the head azimuth, Dolby/NU level and tape speed, all easily done without test equipment.

TC1D Triple Purpose Test Cassette.....**£9.99**

Send or 'phone for your copy of our FREE List of these and many other Kits & Components. Enquiries from Overseas customers are equally welcome, but PLEASE send 2 IRCs if you want a list sent surface post, or 5 for Airmail.

Ordering is easy. Just write or telephone your requirements to sample the friendly and efficient HART service. Payment by cheque, cash or credit card. A telephoned order with your credit card number will get your order on its way to you THAT DAY.

Please add part cost of carriage and insurance as follows:—INLAND Orders up to £20 - £1.50, Orders over £20 - £3.50. Express Courier, next working day £10.

OVERSEAS - Please see the ordering information with our lists.

NEW BOOK

"Audio Electronics"

And now, hot off the press, yet another classic from the pen of John Linsley Hood. Following the ongoing enormous success of his "Art of Linear Electronics" the latest offering is the all-new edition of "Audio Electronics", now entirely re-written by the master himself.

Underlying audio techniques and equipment is a world of electronics that determines the quality of sound. For anyone involved in designing, adapting or using digital or analogue audio equipment understanding electronics leads to far greater control over the reproduced sound.

The subjects covered include tape recording, tuners, power output stages, digital audio, test instruments and loudspeaker crossover systems. John's lifetime of experience and personal innovation in this field allow him to apply his gift of being so familiar with his subject that he can write clearly about it and make it both interesting and comprehensible to the reader.

Containing 240 pages and over 250 line illustrations this new book represents great value for money at only £18.99 plus £2.50 postage. Send or telephone for your personal copy now.

ALPS "Blue Velvet" Precision Audio Controls



To fulfil the need for ultra high quality controls we import a special range of precision audio pots in values to cover most quality amplifier applications. All in 2-gang stereo format, with 20mm long 6mm diam. steel shafts, except for the 50K Log which is 25mm x 6mm. Overall size of the manual pot is 27W x 24H x 27Deep, motorised versions are 72-4mm Deep from the mounting face. Mounting bush for both types is 8mm diameter.

Now you can throw out those noisy ill-matched carbon pots and replace with the real hi-fi components only used selectively in the very top flight of World class amplifiers. The improvement in track accuracy and matching really is incredible giving better tonal balance between channels and rock solid image stability.

The motorised versions use a 5V DC motor coupled to the normal control shaft with a friction clutch so that the control can be operated manually or electrically. The idea of having electrically operated pots may seem odd, archaic even, but it is in fact the only way that remote control can be applied to any serious Hi-Fi system without loss of quality. The values chosen are the most suitable available for a low loss passive volume and balance control system, allowing armchair control of these two functions.

Our prices represent such super value for pots of this quality due to large purchases for our own kits.

MANUAL POTENTIOMETERS

2-Gang 100K Lin.....**£15.67**

2-Gang 10K, 50K or 100K Log.....**£16.40**

2-Gang 10K Special Balance, zero crosstalk and zero centre loss.....**£17.48**

MOTORISED POTENTIOMETERS

2-Gang 20K Log Volume Control.....**£26.20**

2-Gang 10K RD Special Balance, zero crosstalk and less than 10% loss in centre position.....**£26.98**

REEL TO REEL HEADS

999R 2/4 R/P 100mH.....**£16.84**

We have a few erase heads to suit which can only be supplied when 2 R/P heads are purchased **£36.80**

TAPE RECORDER CARE PRODUCTS

DEM1 Mains Powered Tape Head

Demagnetizer, prevents noise on playback due to residual head magnetisation.....**£4.08**

DEM115 Electronic, Cassette Type, demagnetizer.....**£8.61**

LINSLEY HOOD 'SHUNT FEEDBACK' RIAA MOVING COIL & MOVING MAGNET PICKUP PREAMPLIFIERS



The HART K1450 Magnetic pickup preamplifier kit features a totally discrete component implementation with a specially designed low input impedance front end and the superior sound of the Shunt Feedback circuitry. High quality components fitting to an advanced double-sided printed circuit board make this a product at the leading edge of technology that you will be proud to own. Nevertheless with our step by step instructions it is very easy and satisfying to assemble. The higher current consumption of this unit means that it is best powered by our new Andante Audio Power Supply, itself an advanced piece of technology in a matching case. This supplies the superbly smoothed and stabilised supply lines needed by any sensitive preamplifier and features a fully potted hi-grade toroidal transformer along with a special limited shift earth system for hum free operation. The K1450 is suitable for all moving coil and moving magnet transducers this unit is especially recommended for, and will extract the very best from the modern generation of low output high quality moving coil transducers.

K1450 Kit, complete with all parts ready to assemble inside the fully finished 228mm x 134mm x 63mm case. Kit includes full, easy to follow, assembly instructions as well as the Hart Guide to PCB Construction, we even throw in enough Hart Audiograde Silver Solder to construct your kit!

.....**£111.58**

K1450SA Series Audiophile version with selected components.....**£133.94**

HIGH QUALITY REPLACEMENT CASSETTE HEADS



Do your tapes lack treble? A worn head could be the problem. For top performance cassette recorder heads should be replaced every 1,500 hours. Fitting one of our high quality replacement heads could restore performance to better than new! Standard inductances and mountings make fitting easy on nearly all machines (Sony are special dimensions, we do not stock) and our TC1 Test Cassette helps you set the azimuth spot on. As we are the actual importers you get prime parts at lower prices, compare our prices with other suppliers and see! All our heads are suitable for use with any Dolby system and are normally available ex-stock. We also stock a wide range of special heads for home construction and industrial users.

HC80 NEW RANGE High Beta Permalloy Stereo head. Modern space saver design for easy fitting and lower cost. Suitable for chrome, metal and ferric tapes, truly a universal replacement head for everything from hi-fi decks to car players and at an incredible price too!.....**£11.70**

HRP373 Downstream monitor combi head.....**£62.59**

HQ551A 4-Track R/P.....**£8.75**

HQ551S Sony Mount 4-Tr. R/P.....**£14.90**

HQR560 Rotary Base 12-5mm R/P/E.....**£21.90**

HQR570 Rotary Base 15mm R/P/E.....**£22.59**

HQR580 Rotary Base 12-5mm R/P.....**£14.29**

HART Classical CD's.

Top quality, Full Digital (DDD), over 100 titles from only **£1.99** Ring or send for your list!

TECHNICAL BOOKSHELF

We stock a good range of books of interest to the electronics and audio enthusiasts, including many reprinted classics from the valve era. Some were in last month's advertisement, but see our list for the full range.

New this month is the GEC Valve designs book at **£18.95**, and the VTL Book, a modern look at valve designs, **£17.95**.

QUALITY
AUDIO KITS

24 hr. SALES LINE
(01691) 652894

ALL PRICES
INCLUDE
UK/EC VAT



HART
HART ELECTRONIC KITS LTD.
8 PENYLAN ROAD
OSWESTRY, SHROPSHIRE
SY10 2AF

Innovations

A roundup of the latest
Everyday News from the
world of electronics

ARE DIAMONDS A PATIENT'S BEST FRIEND?

New diamond-coated X-ray needle gun attacks malignancy from within

— by Hazel Cavendish

ADVANCED electronic technology has found a way of attacking cancer cells from the inside of a tumour rather than by passing high-energy beams through a patient's body. It is the first time this has been done successfully.

A remarkable electronic gun invented in America — at present on its British trials in the treatment of brain tumours in a British Hospital — fires electrons along a 10cm-long needle to irradiate and kill a mass of cancerous cells in a single treatment lasting only half an hour.

The Photoelectron Corporation in Maine, USA has spent the last six years developing electron-beam systems, based on highly innovative technology which originated in the R&D centre of another American company, the Thermo Electron Corporation. Their president, Peter Nomikos, set out to merge the disciplines of physics with radiosurgery to create a radical new approach to the therapeutic treatment of malignant tumours. The result was the development of an effective X-ray system which could minimize or eliminate tissue damage during radiation treatment.


ENCOURAGING TRIALS

The first trials involving patients with brain tumours have proved highly encouraging. In 14 patients treated at the Massachusetts General Hospital in Maine, and four other major US hospitals, tumour growth was halted and cancer cells killed in nearly all the cases. Tumour growth recurred in only three patients, and those cases occurred at the tumour margin where the radiation dose was minimal. In the second phase of trials the peripheral dose was increased with successful results.

Most tumours were irradiated for less than 30 minutes, and the procedure was well tolerated by all the patients, who suffered no trauma or ensuing complications from the treatment, and were generally discharged from hospital within 24 hours. Trials are now in progress at the Royal Free Hospital in London.

DIAMOND NEEDLE

The most remarkable feature of the battery-powered gun is its 100mm-long diamond-coated needle which accelerates electrons towards the centre of the tumour. The electrons collide with a tungsten target which results in



The new electronically controlled X-ray gun can be focussed to a precise region within a tumour.

a uniform distribution of X-rays around the target area. Precisely regulated X-ray photons emitted in a spherically symmetric or asymmetric pattern ensure that the entire tumour is engaged. The 33mm-wide gun can be inserted in the same track used to take a biopsy of a brain tumour. The advantage is that all this is taking place within the tumour, and because the rays are absorbed in the tumour tissue there are none left by the time they reach its edge to cause damage to healthy tissue.



Although it may look like a medieval torture instrument, this apparatus can save lives and is attached to the head ensuring absolute stability of the X-ray needle gun mounted on it.

Dr Enan Thereon, who heads the Norfolk and Norwich Hospital's Radiotherapy Department and is involved in the trials, comments that "The use of the diamond-coated needle is significant, as diamonds provide an inert material there is no interaction — chemical or otherwise — with the brain tissue that it passes through to reach the tumour."

Explaining the use of electromagnetic fields within the gun to steer the X-rays, he said

"You have to control the path of the electrons so they hit the right part of the target with absolute accuracy." The gun's ability to match the radiation field to the shape and size of a tumour offers a precision and flexibility never before experienced in brain operations.

The new technique of treating brain cancer appears to compare favourably with existing treatments. It may replace the linear accelerator and gamma knife.

ALL-ROUND BENEFITS

Major advantages over therapy with radioactive implants are also cited, the latter normally requiring much longer treatment times, usually several days. The new device also scores in that its X-ray output remains constant with time. Additionally, it eliminates difficulties in handling and disposing of radioactive materials and the need to shield personnel.

The cost of the equipment to calibrate and run the device is said to be in the region of £330,000 — a sum ten times less than existing brain cancer treatment systems with their inherent disadvantages to skin and tissue. "Our goal is to make life easier for people with cancer by alleviating their suffering and reducing the cost of cancer treatments," says Peter Nomikos. His company is now working on a reconfiguration of the device to treat other cancers.

CHiDE

ELECTRONICS has had a major impact on our world view. Many features of the electronics technology with which we are familiar have their origins in the hidden world of defence electronics, during the Second World War and the military tensions of the following decades. Understanding the history of defence electronics and its relationship with domestic electronics therefore plays a vital part in understanding contemporary history. The new Centre for the History of Defence Electronics (CHiDE) has been established in the Department of Conservation Sciences at Bournemouth University to promote this understanding.

The broad aim of the Centre is to contribute to the study and public awareness of the history of electronics and through this to the public understanding of science. Initially the Centre will concentrate on radar, sonar, communications, and electronic counter-measures together with their wider social consequences.

Innovative approaches in the field of history, museums and the public dissemination of science and technology will be drawn together to provide systematic coverage of a field

which has absorbed a major part of UK expenditure on research and development.

The Centre will place technical history in both a social and military context and show how science and technology impacts on ordinary people.

A Virtual Museum will be created on the Internet (this should go "live" during August) and an interactive CD, providing easy access to the Centre's resources both for the public and for scholars. It will contain an index to relevant sources at other locations, allowing the Centre to become a natural focus for researchers in this field. The latest database technology will store and retrieve material that includes documentary, pictorial and oral archives. The Virtual Museum will feed into schools and libraries to promote better public understanding of science and assist in the teaching of technology.

Recollections of those involved in technical developments will be obtained by the Centre by means of recorded interviews to maximise

retention of their unique experiences which would otherwise be lost through the passage of time.

Research will be conducted on specific topics in the history of electronics. The Centre will also pursue three major research themes based on the developments and evaluation of the use of oral and autobiographical records in the communication of technical history; multimedia interactive tools for the representation of technical concepts; multimedia interactive tools for the representation of socio technical history.

The University is looking for both financial and practical support for this project. If you feel you can help in any way, from typing a manuscript to sponsoring research, please contact either Dr John Beavis (Director of the Centre) or Brian James (Manager of the Centre) at Department of Conservation Services, Bournemouth University, Poole, Dorset BH12 5BB. Tel: 01202 595178 Fax: 01202 595255, Internet: consci@bournemouth.ac.uk



Blenheim fitted with Air Interception MKIV (supplied by Douglas Fisher FRPS)

FALSE ALARMS

Although security firms talk glibly about burglar alarms which connect direct to the local police station, this is in fact not true. But it is easy to understand how misconceptions arise.

When I phoned the Home Office for comment, the Home Office referred me to the Metropolitan Police Press Office at Scotland Yard. They told me that there was only one person in Scotland Yard who could talk about burglar alarms and he would phone me back "if he has time". Weeks later I had still heard nothing further. Fortunately the Crime Prevention Officer at my local police station was more helpful.

Burglar alarms which automatically dial a telephone number are connected to a central control station, funded and often shared by several of the major alarm companies. When the phone rings at the central station, the controller first phones the householder (whose private phone number is kept on file) to check whether it is a false alarm. If there is no reply, then the alarm is taken to be genuine. The control centre then notifies the police.

The police then, in theory at least, rush to the scene of the crime and check for any sign of forced entry. If

there is no sign of forced entry, the call is registered as a "false alarm". The police have no powers to enter premises unless there are clear signs that a burglar has been inside.

If the householder has delegated someone as key holder, for instance a neighbour, then the key holder can open the premises to let the police in.

There is a penalty for too many false alarms. Only four are allowed in any twelve month period, and an excessive number earns a ban on police assistance for three months.

So anyone fitting an electronic alarm should do everything possible to ensure that it is not tripped by household pets, vibration from heavy lorries or extreme changes in the weather.

Barry Fox

Faster PIC

Microchip's new PIC17C43 is the fastest 8-bit microcontroller available, achieving 160 nanosecond instruction times at 25MHz. This high-performance RISC-based microcontroller is a cost effective alternative to more expensive 16-bit microcontrollers and dedicated digital signal processors.

The PIC17C43 includes a 4K x 16 one-time-programmable EPROM memory, and 454 bytes of user RAM. On-chip peripherals include: the fastest

PWM outputs in the industry, fast capture inputs, a serial communications interface (USART), and a sophisticated watchdog timer with its own RC oscillator.

The PIC17C43 provides the ideal upgrade path for Microchip's high-end PIC17C42 and mid-range PIC16CXX users. Pin-for-pin plug compatible with the PIC17C42, the PIC17C43 allows users to plug the device into the same space on their printed circuit board and run PIC17C42 software with few changes.

For further information, contact Arizona Microchip Technology Ltd., Unit 6, The Courtyard, Meadowbank, Furlong Road, Bourne End, Bucks, SL8 5AJ. Tel: (01628) 851077, Fax: (01628) 850259.

MORSE COURSE

R.A.E. and MORSE courses are starting again at Wombourne, as follows:

R.A.E. classes on Mondays, 7.00-9.00 p.m. commencing 18 September.

Morse classes on Thursdays, 7.00-9.00 pm. commencing 21 September.

Morse students are taken from beginner's groups to new format 12 w.p.m. Morse Test level. The tutors have been running these courses for many years with a remarkably high success rate.

Enrolment is on 11 and 12 September at: Wombourne Youth and Community Centre, Church Road, Wombourne, Wolverhampton WV5 9EZ. Details from Brian Fereday on 01902 820826.

New Technology Update

Ian Poole investigates the possibilities of the latest developments in SiGe technology and finds that they are no "flash in the pan!"

IN RECENT years there have been many reports in the electronics press about a new silicon/germanium technology. Some reports claim that it will be the most significant development in semiconductor technology for many years. Others say that it will never live up to the extravagant claims made for it, and that it will be just another "flash in the pan".

The new technology uses both silicon and germanium (SiGe) in the structure in a way that improves both the gain and frequency response of the transistors. With current silicon technology it offers an improvement in speed of about two and a half times.

This means that it is fast enough to take on gallium arsenide on this factor alone. However it is much cheaper to use than gallium arsenide, involving relatively slight modifications to the existing silicon processes. This gives it the additional advantage of being able to use existing plant and not require large amounts of investment to set up a new process line.

These advantages make the new technology ideal to cater for the new boom in telecommunications. Cellular phones could use SiGe integrated circuits to provide all their functions, from r.f. signal handling down to all the control and processing required in the phone. This would bring down the cost of this form of communication even further.

The idea behind the technology has been understood for some years. It is based around a hetero-junction bipolar transistor (h.b.t.) Normally transistors use what is called a homo-junction, or one made from the same type of material e.g. silicon/silicon. By adding a second material it is possible to create a hetero-junction, and this creates its own electric field within the structure.

Narrowing the Gap

The improvement in performance can be explained in terms of the band-gap. Germanium has a smaller band-gap than silicon, and introducing a small amount of germanium decreases the band-gap in the transistor. This increases the number of electrons available and hence improves the gain.

The internal electric field also helps the electron mobility, reducing the time for the electrons to travel across the junction. It is this effect which gives the improvement in the frequency response of the devices.

Whilst silicon and germanium have the same shaped crystal structure there is a difference between the lattice spacing between the two materials. The silicon is about 96 per cent that of the germanium. This means that if there was a junction between the two materials the mismatch

would cause strains to be set up resulting in defects at the junction, preventing the devices from operating.

To overcome the problem a silicon germanium alloy having a spacing half way between the two substances was developed and used. This enables a junction to be made from silicon and the alloy. Although some stress remains in the structure it is much reduced and with new techniques and careful manufacture no defects are formed.

The exact proportions of silicon and germanium in the alloy have to be carefully chosen. Increasing the amount of germanium improves the performance, but increases the likelihood of defects. Now the balance seems to have been reached using about 30 per cent germanium, and the remainder silicon.

Manufacture

One of the major advantages of the technology is that it is compatible with most of today's processes enabling the new devices to be made with very few modifications to existing plant. In fact it is not just the improvements in specification which make this development so important. It is the fact that they can be achieved by slightly modifying an existing process and using existing equipment.

One method of manufacture uses an ultra high vacuum chemical vapour deposition (UHV/CVD) process. Normal chemical vapour deposition processes operate at temperatures which would damage the structure. By using the new process lower temperatures can be used.

The UHV/CVD stage uses a mixture of the two semiconductors and leaves a thin and very accurately controlled layer of atoms on top of the silicon substrate. This is the basis of the hetero-structure used in the devices.

In other experiments techniques including molecular beam epitaxy have been used. This too operates in an ultra high vacuum, which is required to keep the temperatures down.

Performance

When the first devices were manufactured in early 1990 they achieved speeds which were about twice as fast as anything that was possible with silicon. Now with the technology improving, further advancements are being made and the technology is moving still further ahead of silicon. Speeds of over 100GHz have been reported even now, with higher cut-off frequencies promised for the future.

Apart from speed, these devices offer a high level of gain. Devices operating at around 3GHz have been shown to have a gain of over 20dB. Coupled to this they can

enable circuits to operate with a high level of efficiency.

This aspect is a great bonus for anyone designing portable equipment where battery consumption is of crucial importance. Often radio frequency circuits consume large amounts of current so that they can reach the gain and frequency requirements. If the SiGe devices can improve on the existing technologies then this will give them a considerable advantage.

A further advantage of SiGe devices is that they offer a good noise figure. One of the limiting factors in any radio receiver design is the amount of noise generated by the front end circuits.

At the frequencies where these devices will be used the noise generated internally by the set will far outweigh any noise picked up by the aerial. This means that any noise generated in these stages can have the effect of masking out the weaker signals.

Improved noise figure devices will enable more effective circuits to be designed, ensuring that the noise generated within the set is kept to an absolute minimum. Currently noise figures of 0.6dB are being achieved at frequencies around 2GHz.

Problems

There are many advantages to using SiGe technology, but there are still a few drawbacks associated with it. One of the major worries is associated with its reliability.

Even with the new alloy there is a strain set up within the crystal structure. This may give rise to long term failures, especially if the equipment is operated at elevated temperatures. To find out whether this is a problem a number of investigations are being performed.

Another difficulty is the low operating voltages which it will sustain. The technology has a low breakdown voltage and this limits many aspects of operation. There is a trend towards ever decreasing supply voltages in the digital areas, and this will present no problem. In fact 3.3V is now becoming the new standard especially for battery powered portable equipment.

However, there are still a number of areas where higher voltages are needed. This is particularly true for transmitting amplifiers where they are needed to ensure that the required power levels can be attained. It is in this area that SiGe devices are lacking. Even if they are kept within their limits whilst operating into a good aerial, if this is removed then damage will almost certainly result.

Enormous possibilities exist for SiGe devices. Work is progressing to overcome many of the limitations, and it is to be expected that real improvements will be seen in the next few years.

Is your PCB design package not quite as "professional" as you thought? Substantial trade-in discounts still available.

Board Capture

Schematic Capture Design Tool

- Direct netlist link to BoardMaker2
- Forward annotation with part values
- Full undo/redo facility (50 operations)
- Single-sheet, multi-paged and hierarchical designs
- Smooth scrolling
- Intelligent wires (automatic junctions)
- Dynamic connectivity information
- Automatic on-line annotation
- Integrated on-the-fly library editor
- Context sensitive editing
- Extensive component-based power control
- Back annotation from BoardMaker2

£395

BoardMaker

BoardMaker1 - Entry level


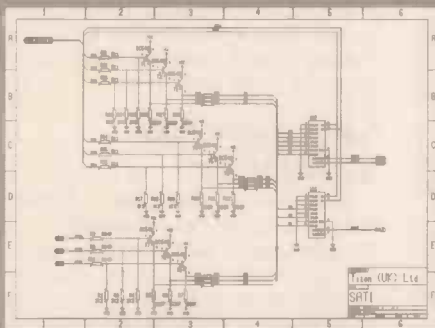
- PCB and schematic drafting
- Easy and intuitive to use
- Surface mount and metric support
- 90, 45 and curved track corners
- Ground plane fill
- Copper highlight and clearance checking

£95

BoardMaker2 - Advanced level

- All the features of BoardMaker1
- Full netlist support- BoardCapture, OrCad, Schema, Tango, CadStar
- Full Design Rule Checking both mechanical and electrical
- Top down modification from the schematic
- Component renumber with back annotation
- Report generator- Database ASCII, BOM
- Thermal power plane support with full DRC

£395



Board Router

Gridless re-entrant autorouter

- Simultaneous multi-layer routing
- SMD and analogue support
- Full interrupt, resume, pan and zoom while routing

£200


Output drivers - Included as standard

- Printers - 9 & 24 pin Dot matrix, HPLaserjet and PostScript
- Penplotters - HP, Graphtec & Houston
- Photoplotters - All Gerber 3X00 and 4X00
- Excellon NC Drill and Annotated drill drawings (BM2)

All trademarks acknowledged



For further information contact
 Tsien (UK) Limited
 Aylesby House
 Wenny Road, Chatteris
 Cambridge, PE16 6UT
 Tel 01354 695959
 Fax 01354 695957
 E-mail Sales@tsien.demon.co.uk



tsien

LOW RANGE OHMMETER ADAPTOR

STEVE KNIGHT

Increase the accuracy of low value resistance readings on your DVM.

IT is sometimes necessary to find the value of a resistor or, more particularly perhaps, the resistance of a length of wire, or a small coil, or a current meter shunt, where the actual resistance lies below ten ohms and may well be a fraction of an ohm.

This is where a low range ohm-meter is useful. Such an ohmmeter is also very handy for checking the resistance of printed circuit board tracks, especially where the tracks have to carry appreciable currents, and soldered connections where an extremely small resistance should be expected.

SCALE ACCURACY

If reasonable accuracy in the measurement of a low resistance is needed it is wise not to depend upon analogue ohmmeters unless these have been specifically designed to have a low-resistance range. Ordinary analogue multimeters of good quality such as the Avometer used on the lowest resistance range will certainly provide an indication of values below ten ohms.

However, once the test resistance falls between the scale divisions or gets below one ohm, the eye is forced to judge the position of the pointer against a fraction of the scale length that is devoid of identifying lines.

For example, the author needed to find the value of a shunt resistor which was known to be approximately 0.7Ω ; on the Avometer he had to judge the value indication on a blank section of the scale which was about 5mm long and represented zero to one ohm, see Fig. 1.

After taking the test lead resistance into consideration and allowing (again by eye) for the scale non-linearity, the reading looked to be somewhere about 0.7Ω , but it could well have been anything from 0.6Ω to 0.8Ω , clearly a hit and miss measurement.

For those who now wonder about using a digital meter, the answer is that a similar problem can arise in general purpose instruments in spite of their much superior resolution over analogue meters. For

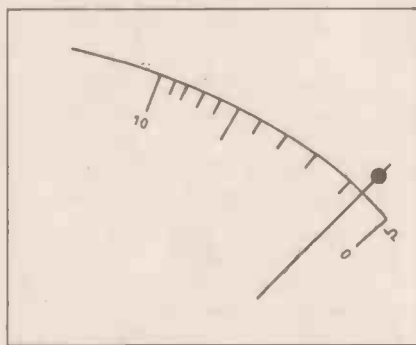


Fig. 1. Low ohms scaling of typical analogue multimeter.

instance, a 3.5-digit display type of digital meter with a basic 199.9 indication on its lowest resistance range is perfectly readable down to an ohm or so without too much questioning. When going below an ohm, though, some doubt can creep in.


As an example, a reading of 000.5 on the 200 Ω range does not mean that the test

resistance is exactly 0.5Ω ; its value could well lie between 0.45Ω and 0.55Ω , and the display may often be found to flicker between readings of 000.4 and 000.5 or 000.5 and 000.6 on such occasions. Using the digital instrument on the author's shunt resistor simply gave such a result, and once again the actual value could have been between 0.65Ω and 0.75Ω . This was no improvement on the guess-work associated with the Avometer.

Using a very accurate bridge the author actually found the resistor to be 0.737Ω , but it was while pondering on the points discussed above that he got an idea for a simple adaptor which could be used with a digital meter to provide more reasonable accuracy of this sort.

ADAPTOR CIRCUIT

Of course, it is possible to measure the current through, and the voltage across an unknown resistor and then use Ohm's law to calculate the value. This is a bit troublesome since a large current is needed to produce a measureable voltage drop. The problem is then simply switched from the ability to read a small resistance accurately to that of measuring a small voltage accurately.



See
**SHOP
TALK**
Page

Resistors

R1	10	5% or better
R2	120	5% or better
R3	10	1% or better
R4	1	1% or better

All resistors metal film or better

Potentiometers

VR1	10	0.75in multi-turn
VR2	100	0.75in multi-turn (20 turns or more)

Semiconductors

D1, D2	1N4148 signal diode (2 off)
TR1	BFY52 npn transistor

Miscellaneous

S1	push-to-make momentary action switch
S2	s.p.s.t. min. toggle switch

Printed circuit board available from EPE PCB Service, code 926; plastic box 85mm x 56mm x 40mm; single AA size cell holder with tag ends; 4mm screw terminal post (2 off); solder tag (2 off); connecting wire; solder.

Approx cost
guidance only

£10

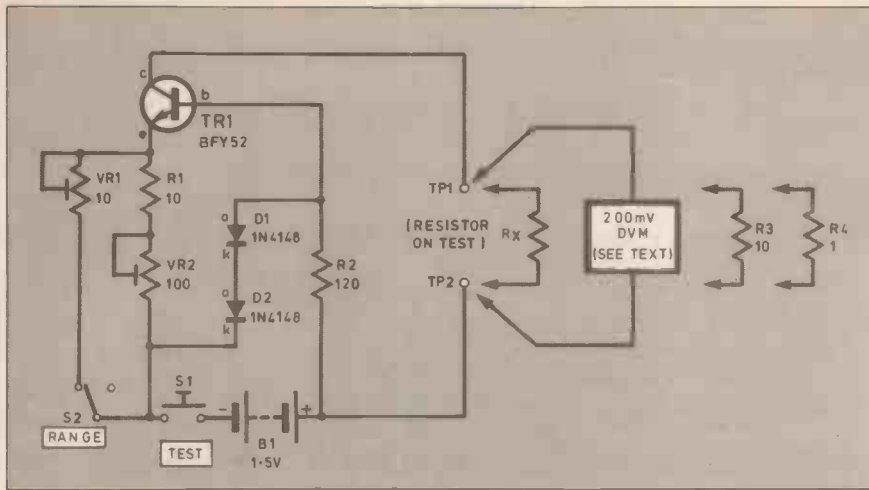


Fig. 2. Full circuit diagram for the Low Range Ohmmeter Adaptor.

With the very simple adaptor described here, an existing 3.5-digit DVM used in the millivolt mode can be made to read between zero and 10Ω in two ranges: 0 to 1Ω and 0 to 10Ω with two (and possibly three) decimal place indication. Using this adaptor, the shunt resistor value was found to be 0.73(4)Ω within the stated accuracy of the voltage range used and that of the calibration resistor used.

The full circuit diagram for the *Low Range Ohmmeter Adaptor* is shown in Fig. 2, where its simplicity is immediately apparent. The source of power supply is a single 1.5V cell and only a single transistor is needed, plus a few resistors and diodes and a couple of multi-turn potentiometers, all readily available and inexpensive.

Transistor TR1 is a constant current generator producing a known current through the test resistor R_X . The voltage developed across the test resistor is then measured by an external DVM which is switched to the 200mV range. Thus, unless Ohm's law has been deceiving us all these years, this voltage will be directly proportional to the value of the test resistance since the current is constant.

The level of the current is set for the two ranges, 1Ω and 10Ω respectively by adjustment of the multi-turn potentiometers VR1 and VR2. Multi-turns are used since the or-

inary carbon rotary types are insufficiently "smooth" to be able to adjust with any accuracy, especially on the 1Ω range.

Once these are set up, no further attention is needed until the battery voltage has changed sufficiently to affect the readings. A couple of "trimmer" holes are provided in the case lid so that small correcting adjustment can be made to the multi-turn pots each time the adaptor is used. When drilling the case lid, position these trim holes so that they are directly above the multi-turn screwheads.

The on-off switch S1 is a push-to-make button type. This type is used because in operation it is pressed *only* when a reading is being taken and so prevents the adaptor from being inadvertently left on after use, the current drain from the cell being quite heavy.

CONSTRUCTION

The adaptor is built on a small printed circuit board which is shown in Fig. 3. There should be no problems in making this up, just make sure of the orientations of the transistor and diodes, with the usual

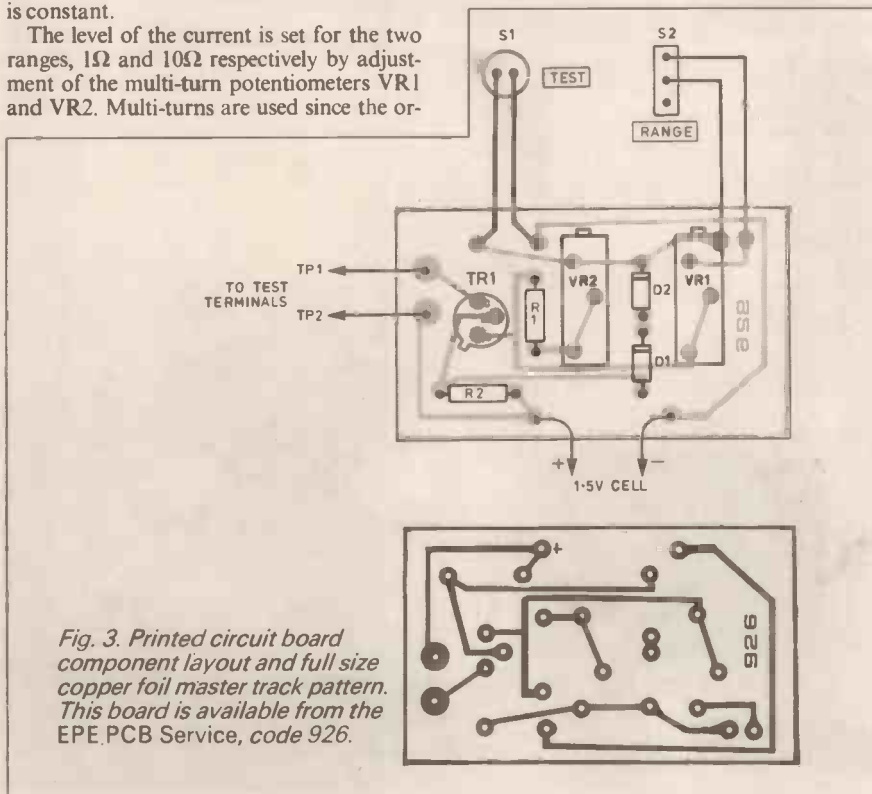


Fig. 3. Printed circuit board component layout and full size copper foil master track pattern. This board is available from the EPE PCB Service, code 926.

care in soldering. When completed, this board slips vertically into the internal wall grooving at one end of the small case.

There is nothing critical about positioning things inside the case, except that the access holes to the potentiometers should be correctly placed. The switch wire lengths are not important but keep the two test terminal leads as short as you possibly can without any tightness or straining.

The test terminals, TP1 and TP2, should be of the all metal types so that the test resistor can be clamped firmly and closely to them. Avoid terminal plugs and sockets as these can introduce small but significant resistance. Terminals could, alternatively be made using a couple of 2BA screws about one inch in length, with nuts and washers as appropriate.

The cut-out pattern for the lid components and the lettering legends are shown in Fig. 4. If you use an alternative case there should be no problem in placing the parts in roughly the same positions. The simple cell is an AA type battery clipped into a conventional holder (with tags) which is glued or screwed to the base of the case. Because of spacing requirements with the small listed case, mount the cell holder diagonally.

CALIBRATION

Calibration is quite simple, but care is needed on the 1Ω range. You will need two accurate test or calibration resistors of 1Ω and 10Ω in value at a minimum one per cent tolerance, but better if you can get them. If you happen to have a standard resistance box (the author has an old ex-Army one which contains a total of 100Ω which can be adjusted in precise 0.1Ω steps) each range can be thoroughly checked with the best possible accuracy.

Set both multi-turn potentiometers, VR1 and VR2, to about mid-travel, set the Range switch to 10Ω and clamp an accurate 10Ω calibration resistor firmly across the test terminals. Now connect your digital meter, switched to the 200mV

d.c. range, across the test resistor (lead length here is not important). Although the 200mV range of the DVM is being used, it is only used as far as the 100mV point. The reading obtained then corresponds to the unknown resistance value from 0 to 10Ω. Now adjust preset VR2 to give this 100mV meter reading while pressing the button switch. The reading (although strictly in millivolts) corresponds to a resistance value of 10Ω.

You can check the linearity of the scale by connecting one or more intermediate values of resistance to the test terminals. The positioning of the decimal points for any reading has, of course, to be mentally adjusted to suit the scaling.

Repeat the above procedure on the 1Ω range, using your accurate 1Ω calibration resistor at the test terminals, and this time adjusting preset VR1 to give a reading of 100mV, which will now represent a 1Ω resistance value. A reading of, say, 47.5mV would therefore indicate a resistance of 0.475Ω.

It is a bit trickier to set the DVM exactly to 100mV on this smallest range than it is on the larger. This comes about because of slight fluctuation in the otherwise constant current from transistor TR1 and the finite resolution of preset VR1. A flickering of the last decimal place in this case within the range 0.00-2 does not impede the usefulness of the adaptor, particularly if the calibration resistor is not better than a one per cent type.

OTHER METERS

Some DVMs have a lowest d.c. range of 400mV. These can still be used, adjusting the multi-turn presets to provide a full scale at the 100mV point.

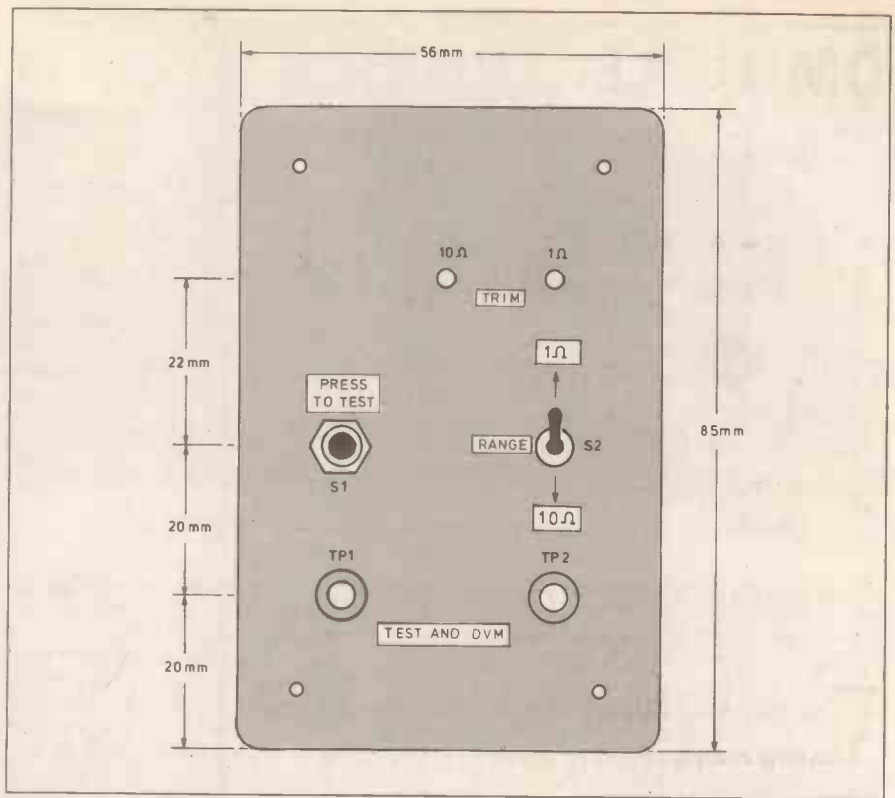



Fig. 4. Layout and drilling details for the case.

There is no reason why an analogue meter, possibly with an f.s.d. of 100μA to 500μA cannot be used in place of a DVM. However, a lot depends upon the internal resistance and it is possible that anything above a few hundred ohms may not enable f.s.d. to be obtained.

If you have a meter with a lowest range of 100mV, it is worthwhile doing a bit of experimenting with it. By using a larger case, such a meter could be built into it, so making up a compact low range ohm-meter.



OMNI ELECTRONICS

174 Dalkeith Road, Edinburgh EH16 5DX ★ 0131 667 2611

The supplier to use if you're looking for:-

★ A WIDE RANGE OF
COMPONENTS AIMED

AT THE
HOBBYIST

★ COMPETITIVE
VAT INCLUSIVE
PRICES ★

★ MAIL ORDER - generally by
RETURN OF POST ★

★ FRIENDLY SERVICE ★

1995/6 CATALOGUE NOW IN STOCK!
COST: £2.00. Includes vouchers to offset
against future purchases.

OPEN: Monday-Thursday 9.15 - 6.00.

Friday 9.15-5.00

Saturday 9.30-5.00

VISA

BTEC
Certificated



TUTOR
Supported

NATIONAL
COLLEGE OF
TECHNOLOGY

DISTANCE LEARNING COURSES


The National College of Technology offer a range of packaged learning short courses for study at home or in an industrial training environment which carry modular BTEC awards leading to a higher BTEC certificate. Study can commence at any time and at any level enabling you to create a study routine to fit around existing commitments. Courses on offer include:

Analogue Electronics
Digital Electronics
Fibre/Optoelectronics
Mechanics & Mechanisms
Programmable Logic Controllers
Electronic Testing & Fault Diagnosis

Tutor support and BTEC certification are available as options with no travelling or college attendance required. These very popular courses which are ideal for vocational training contain workbooks, audio cassette lectures, PCB's, instruments, tools, components and leads as necessary to support the theoretical and practical training. Whether you are a newcomer to electronics or have some experience and simply need an update or certification, there is probably a distance learning course ready for you. Write or telephone for details to:

National College of Technology
NCT Ltd., PO Box 11
Wendover, Bucks
Tel: (01296) 624270

When Performance is more important than size:-
two new re-programmable BASIC Stamp Computers.



BS1-IC
8 I/O lines
up to 100 program lines
2,000 lines/sec
Comms to 2400 baud
£29 single price

Programming package £66



BS2-IC
16 I/O lines
up to 600 program lines
10,000 lines/sec
Comms to 9600 baud
£49 single price

Milford Instruments Tel 01977 683665 Fax 01977 681465

COMPREHENSIVE SECURITY SYSTEM

DUNCAN BOYD



All-round protection for the garden shed, garden furniture, garage and the home.

HOUSE break-ins have been a problem for a long time, but in recent years the problem of theft from gardens, garden sheds and garages has escalated dramatically.

This is probably partly due to the fact that a garden shed may be quite easy to break into and therefore offer an opportunity for the thief where there is a low risk of being caught. Furthermore, the average garden shed is now home to a great many expensive items such as mountain bikes, lawnmowers, power tools, etc.

The total value of the items in many cases may well exceed a thousand pounds. Thieves know this, and they also know that they can sell such items quickly for "easy money". Many readers will relate to this problem from bitter personal experience -

as does the author, which is how the idea for this project came about.

The design is mains powered but a rechargeable battery is used as a backup if the mains fails or if any of the wires are cut. The battery and the siren are housed outside in a standard alarm bell-box. If someone tries to tamper with the bell-box the siren will sound. An internal buzzer is included. The basic sensor system is in the form of a balanced resistive loop, although provision has been made for passive infra-red (PIR) sensors to be used as well.

HOW IT WORKS

The basic operation of the alarm is shown in the block diagram in Fig. 1. It comprises internal and external sensor

circuits, both partly interlinked. Considering the internal section of the alarm first, in which PIR sensors can be used, when the keyswitch is opened there is a 30 second delay before the alarm becomes active. This allows the householder to switch the alarm on and leave the house without it being triggered.

If, after this delay, one of the sensors is triggered, there is a 15 seconds delay before the alarm is set off, which should allow enough time for the householder to switch the alarm off after re-entering the house. If the external siren is set off, it continues to sound for 20 minutes before being automatically switched off.

For the external alarm, a resistive wire loop is used as the sensor. The operation of this circuit is controlled by a switch. When the switch is opened, there is a delay of approximately seven minutes before the alarm becomes active. This allows plenty of time to switch on the alarm, leave the house, take the car out of the garage, and so on, before the alarm becomes active.

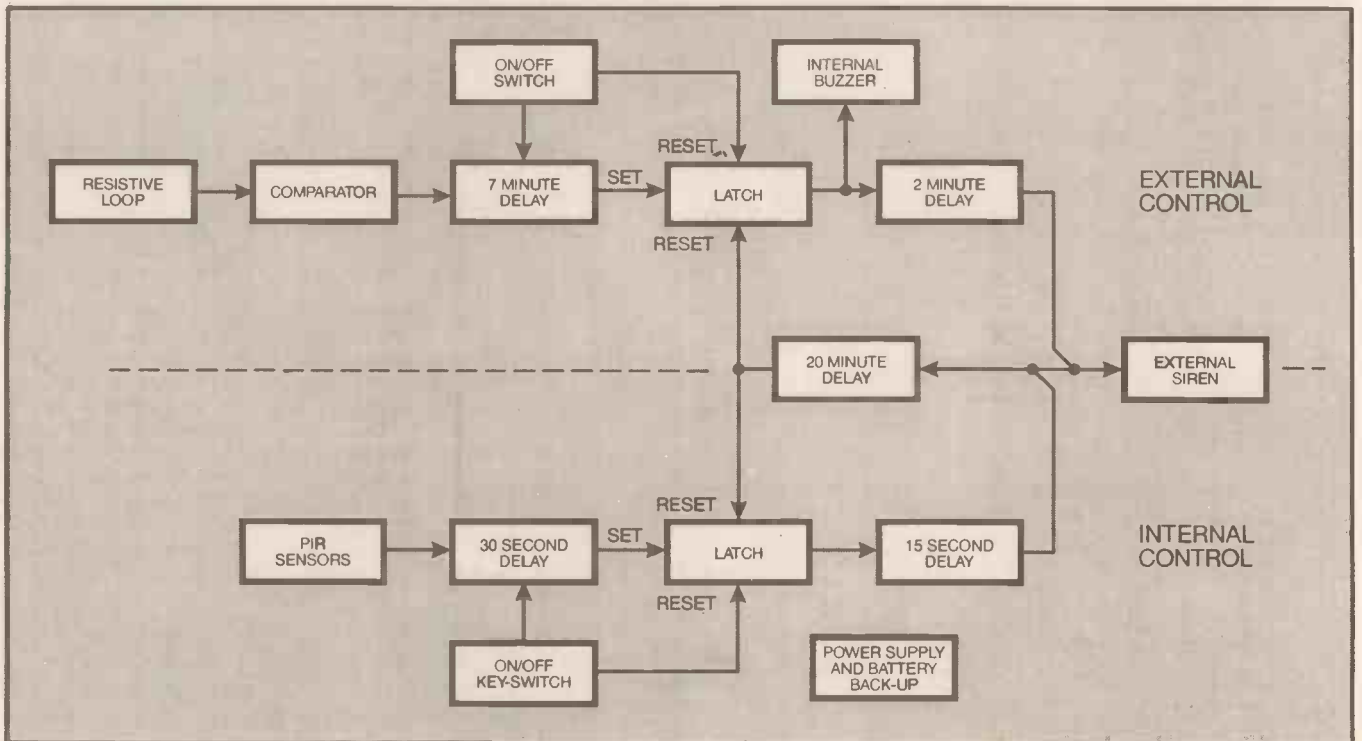


Fig. 1. Block diagram for the Comprehensive Security System.

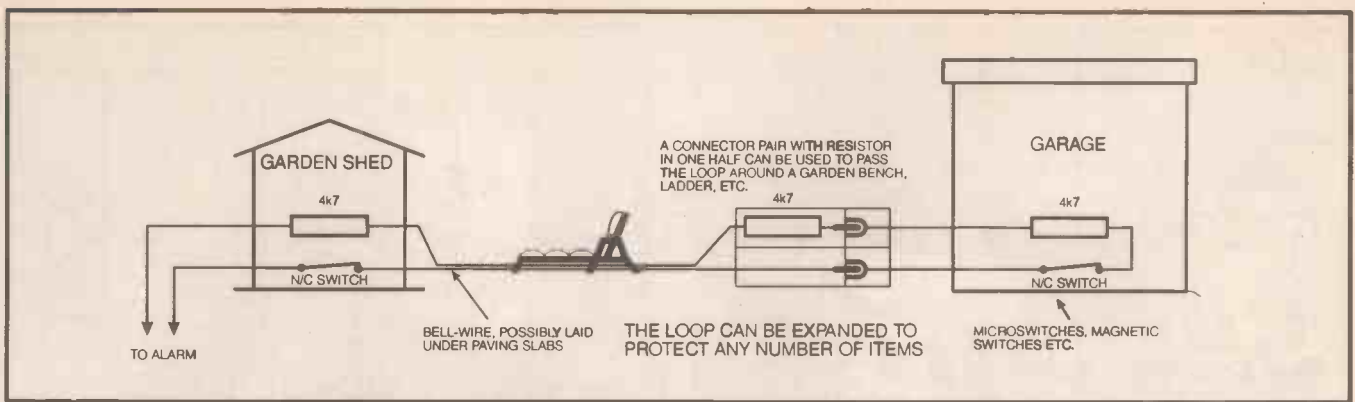


Fig. 2. How the resistive loop might be routed. The options are limitless.

After this period, if the alarm is tripped, the buzzer inside the house will sound, but there will be a delay of about two minutes before the external siren sounds.

There several advantages to configuring the alarm in this way. First of all, it allows time to put the car back in the garage, enter the house and switch off the alarm before the external siren sounds thereby "crying wolf" to the displeasure of neighbours.

Also, if someone raids the garden shed in the middle of the night, the internal buzzer will go off immediately, but the thief will not know that he has been rumbled. There is then a choice: switch off the alarm and telephone the police, hoping they will arrive before the thief disappears with the best power drill. Alternatively, the alarm could be left on, allowing the external siren to sound, which would hopefully encourage the thief to make a hasty retreat.

All delay times can be changed during construction.

SENSORS

The internal section of the alarm is intended to be used with commercially available PIR sensors. These can be powered from the alarm's 13.8V power supply. The sensors contain normally-closed relay contacts and any number of sensors can be wired in series. Using this type of sensor offers the minimum fuss since there is little wiring. Microswitches, magnetic switches or pressure pads and the like could be used instead.

Externally, bell wire is used to form the resistive loop around the garden shed,


garden bench, garage and tools, etc., as shown in Fig. 2. Taking the example of the garden shed, microswitches or magnetic switches can be fitted to the doors (magnetic switches are usually better since they tolerate more play).

If the shed window is large enough to need protecting, conductive tape could be used, or a fine piece of wire stretched across it, supported by nails. If the window is broken, the wire will break, opening the loop.

For individual items that need to be protected but remain accessible to the

owner, the garden bench for example, a phono line plug and socket pair can be inserted into the loop. The loop can then be passed through one of the bars in the bench. Each connector pair has a resistor wired into it.

The resistive loop forms one arm of a potential divider, the resultant potential being fed to a "windowed" comparator. In conventional loop alarms, the loop is a short circuit and the alarm will only trip if the loop is opened. This type of system



could easily be disabled if a shorting link is made across the cable.

In the system described here, if the loop is opened, shorted or its resistance changed, the potential at the sensing comparator will change and the comparator will trip. Using this technique, almost any item can be protected. It is very difficult to bypass this type of loop.

With the prototype, the bell wire was laid under the garden path, a spade being used to prise up the slabs just enough to tuck the wire underneath. This meant that no part of the wire could be seen, which was desirable though not completely necessary.

There is no reason why the wire should not be suspended overhead, or laid under a hedge, for example. However, it would be a good idea to protect sensitive areas of the wire by passing it through a length of thin-bore plumbing pipe, or similar. This would prevent the local rabbit population from chewing through the loop during the night!

POWER SUPPLY

The circuit diagram for the mains operated power supply used in the alarm system is shown in Fig. 3. The secondary a.c. voltage from transformer T1 is bridge

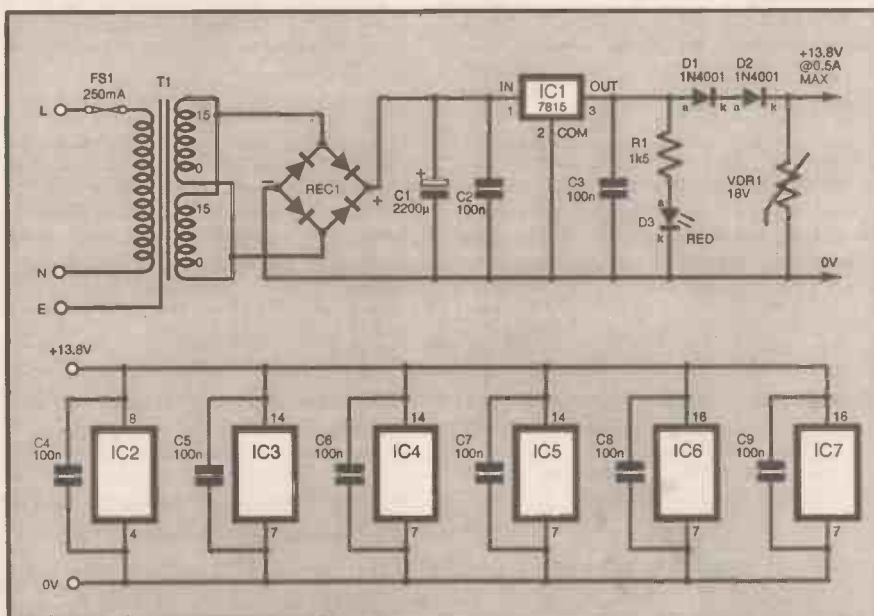


Fig. 3. Power supply and decoupling capacitor details.

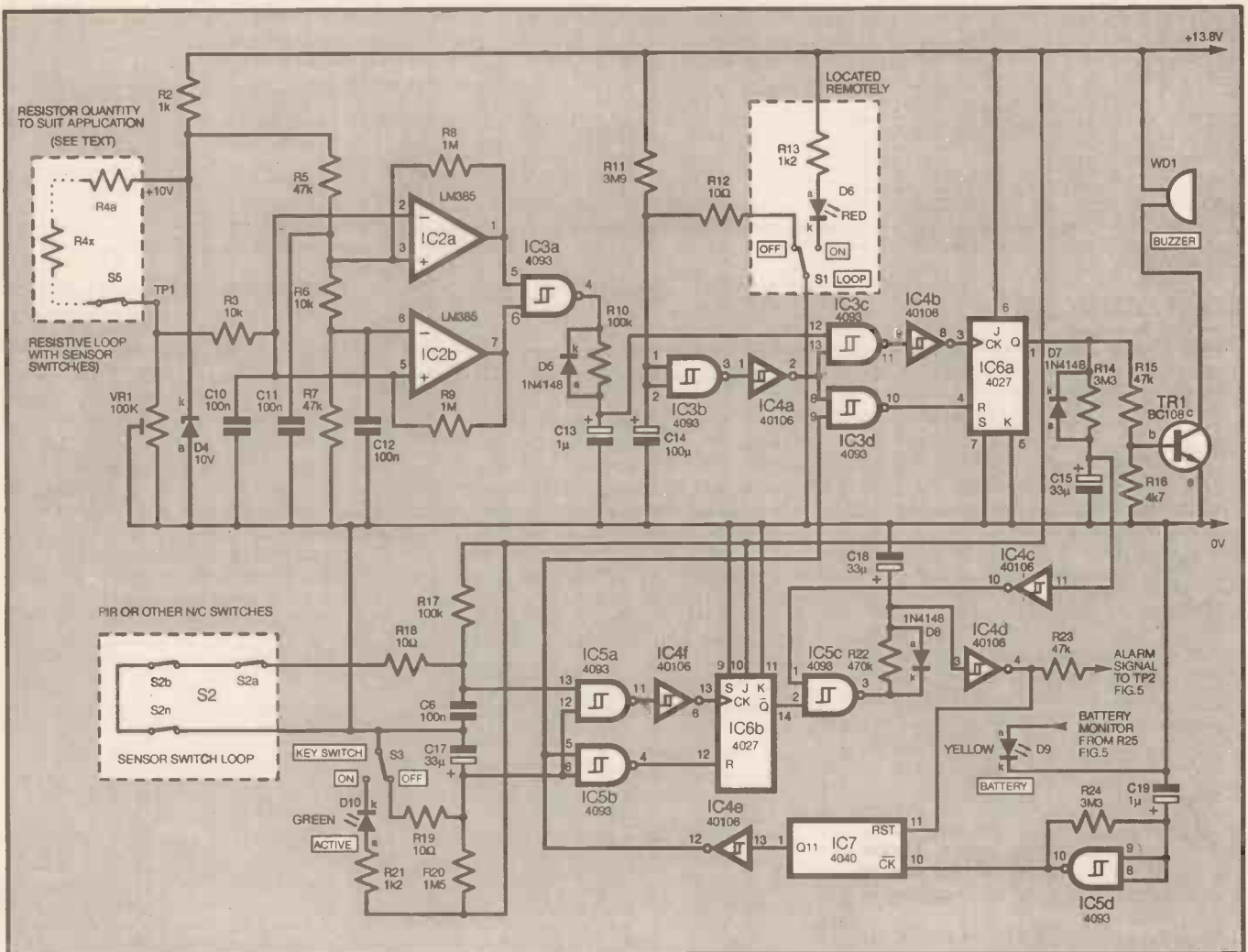


Fig. 4. Circuit diagram for the main part of the alarm system.

rectified by REC1, smoothed by capacitors C1 and C2, and regulated down to 15V d.c. by IC1. Diodes D1 and D2 then drop this voltage down to approximately 13.8V, a voltage chosen because it is the recommended float charging voltage for the lead acid back-up battery.

Since spikes could appear on the supply line, which could possibly trigger the alarm, a voltage dependent resistor, VDR1 is included. This is an 18V device which reduces spike levels should they occur,

thereby reducing the possibility of a false alarm.

The siren used in the system draws about 300mA when operating. Depending on the type used, the PIR sensors could draw up to 40mA each. The float charging current for the battery is about 10mA.

Using a 15V 12VA transformer, the maximum output current available is a little over 0.5A, which should be adequate for most systems.

Also shown in Fig. 3 are the decoupling capacitors placed across the i.c. power supply pins. The capacitors help to reduce noise and to stabilise the voltage across the devices whilst they are switching.

ALARM CIRCUIT DIAGRAM

The circuit diagram for the main part of the alarm system is shown in Fig. 4. Taking the internal section of the alarm first, with the keyswitch S3 in the OFF state, input pin 6 of Schmitt NAND gate IC5b is held low via resistor R19. Regardless of the logic level on the other input, pin 5, the gate's output at pin 4 will be high, thereby holding the JK bistable IC6b reset via its pin 12. In this state, the condition of the sensors has no effect.

When the keyswitch is switched to the ON state, enabling the alarm, capacitor C17 starts to charge up via resistor R20. After around 30 seconds, when C17 has charged up sufficiently, IC5b pin 4 goes low, removing the reset signal from IC6b. This timing forms the exit delay to allow the house to be left after the alarm is

switched on. Light emitting diode (i.e.d.) D10 is turned on when the circuit is active, resistor R21 limiting the current drawn.

After this exit delay, if any of the sensor switches (S2a, S2b etc.) are opened, input pin 13 of Schmitt NAND gate IC5a will rapidly rise from logic 0 (low) to logic 1 (high). Since IC5a pin 12 is already held high via resistor R20, IC5a output pin 11 will go low and, via inverter IC4f, send a positive-going clock pulse to IC6b. Capacitor C16 is included to provide filtering of the loop line to protect against minor noise levels.

The clock pulse triggers the bistable such that its Q output pin 14 goes low, which in turn causes NAND gate IC5c output pin 3 to go high (IC5c pin 1 is already held high at this time). Capacitor C18 now starts to charge up via resistor R22. After about 15 seconds, when C18 has been charged sufficiently, the output of Schmitt inverter IC4d will go low. This timing forms the entry delay so that the alarm can be switched off after re-entering the house.

When output pin 4 of inverter IC4d goes low (an action which causes the siren to sound), reset pin 11 of counter IC7 also goes low, so enabling the counter. The counter is now clocked via its pin 10 by the output signals from the astable multivibrator formed around Schmitt NAND gate IC5d. Resistor R24 and capacitor C19 set the clock frequency to a little less than 1Hz. (Decreasing the value of either component will increase the frequency.)

Once enabled, counter IC7 counts 1024 pulses and then its output Q11, pin 1, goes



Unplugging the connector looped around the garden bench will automatically set off the active alarm.

high. Inverted by IC4e, output Q11 now causes bistable IC6b to be reset via IC5b. This action propagates through the circuit, resetting counter IC7, and also turning off the siren control line.

When IC5c output pin 3 goes low, capacitor C18 is rapidly discharged via diode D8, so there is no delay in the alarm switching off. The clock frequency as described provides a siren sounding time of around 20 minutes. With the counter once again reset, the alarm is reprimed and ready to be triggered if a sensor is tripped.

OUTDOOR CIRCUIT

Still referring to Fig. 4, the outdoor section of the alarm works as follows:

Resistor R2 and Zener diode D4 set a 10V reference voltage. Via the chain of resistors R5 to R7, this voltage is divided down to provide 5.5V at the non-inverting input of op.amp IC2a (pin 3) and 4.5V at the inverting input of op.amp IC2b (pin 6). Both op.amps are configured as "windowed" comparators, in this instance, the "window" being the 1V differential between the 4.5V and 5.5V reference voltages.

The external loop total resistance is designated as R4 in the dotted box to the top left of Fig. 4. Between them, resistance R4 and preset variable resistor VR1 form a potential divider, whose junction voltage (at test point TP1) is set for approximately 5V. Via resistor R3, this voltage is applied equally to IC2a pin 2 and IC2b pin 5.

Feedback resistors R8 and R9 provide hysteresis for the two comparators so as to ensure a clean switching action. Decoupling capacitors C10 to C12 are used to reduce the possibility of false triggering by noise signals.

With the potential at TP1 set for 5V, the outputs of both comparators are both close to the positive supply line voltage, providing a logic 1 level to the inputs of Schmitt NAND gate IC3a.

If the resistance of the sensor loop is increased, the voltage at TP1 will drop. Should it go below 4.5V, comparator IC2b will be triggered and its output go low. Similarly, if the loop resistance decreases, the voltage at TP1 will rise. If it rises above 5.5V the output of comparator IC2a will go low.

If either comparator output is triggered low, IC3a pin 4 will go high, applying the

same level to pin 12 of Schmitt NAND gate IC3c. Resistor R10, capacitor C13 and diode D5 are included to reduce the possibility of a false alarm. Provided that this end of the circuit is active, the high output of IC3a will propagate through IC3c and IC4b providing a positive-going clock signal to pin 3 of bistable IC6a.

When triggered by the clock pulse, output Q of IC6a goes high, turning on transistor TR1 via resistor R15. As a result, buzzer WD1 is activated. Additionally, capacitor C15 starts to charge up via resistor R14. After about 105 seconds, or so, the output from Schmitt inverter IC4c goes low, causing the output from NAND gate IC5c to go high. From this point on, the operation of the circuit is exactly the same as for the internal section of the alarm. Diode D7 speeds up the discharging of C15 at the end of the 20 minutes delay.

The delay caused by the combination of R14/C15 and R22/C18 gives a total delay time of about two minutes between the sounding of the internal buzzer and the sounding of the external siren.

Activation of this part of the circuit is controlled by switch S1. With S1 in the OFF condition, the two inputs to Schmitt NAND gate IC3b are held low via resistor R12. When this circuit section is first switched on by S1, capacitor C14 starts to charge up through resistor R11. Then, after about seven minutes, IC3b output pin 3 goes low, and via inverter IC4a, takes IC3c pin 13 and IC3d pin 8 high. This period provides the required exit delay.

At the end of the delay, IC3d output pin 10 goes low, removing the Reset level from bistable IC6a pin 4. After this, if the loop resistance changes enough to trip either of the comparators, the output of IC4b will go high, triggering IC6a.

SIREN DRIVER CIRCUIT

The circuit diagram for the siren driver is shown in Fig. 5. This uses a windowed comparator in the same way as the loop sensor, formed here around op.amps IC8a and IC8b. The reference voltages are provided by the potential divider formed by resistors R26, R28 and R30. The alarm signal voltage is brought to the junction of resistors R27 and R29 (test point TP2). It is then fed via R27 equally to the two



The siren, its sub-assembly board and back-up battery may be mounted in the same housing.

op.amps. Capacitor C20 mops-up minor noise signals.

If the wire between the main alarm circuit and the siren driver is tampered with, or if the alarm signal line goes low (from IC4d via R23) due to one of the sensors being tripped, the voltage at TP2 changes. One or other of the comparators (depending on the polarity of the voltage change) then trips and its output goes high, turning on MOSFET TR2 and so sounding the siren, WD2. Diodes D11 and D12 prevent conflict between the two op.amp outputs. Resistor R31 provides a discharge path for TR2's gate capacitance.

This section of the alarm, together with the lead acid battery, is housed externally in a bell-box. The fuse protects the battery from short circuit should the wire from the main alarm circuit to the bell-box be cut.

Resistor R25 couples the power rail back to l.e.d. D9 in the main circuit. Together with l.e.d. D3 of the power supply, this gives a positive indication that the supply rail throughout the alarm system is healthy. On the front of the bell-box l.e.d. D13 gives a visual indication to passers-by that the bell-box is not empty! When the siren sounds, l.e.d. D14, which is also on the front of the bell-box, flashes thereby giving a visual fix on where the noise of the siren is coming from.

Diode D15 reduces the voltage across l.e.d. D14 to around 10V. The latter's maximum working voltage is 12V so the 13.8V supply could destroy it if D15 was omitted.

Should someone try to remove the lid-retaining screw from the bell-box, micro-switch S4 will close, so changing the voltage at TP2 and setting off the alarm.

DELAY CHANGING

The various delays incorporated into the alarm were designed for a specific user and these delays may not meet the requirements of all readers. Table 1 shows which components are responsible for the delays and can be used to calculate component values for other timings.

All quoted delays are approximate, especially the seven minute one, since

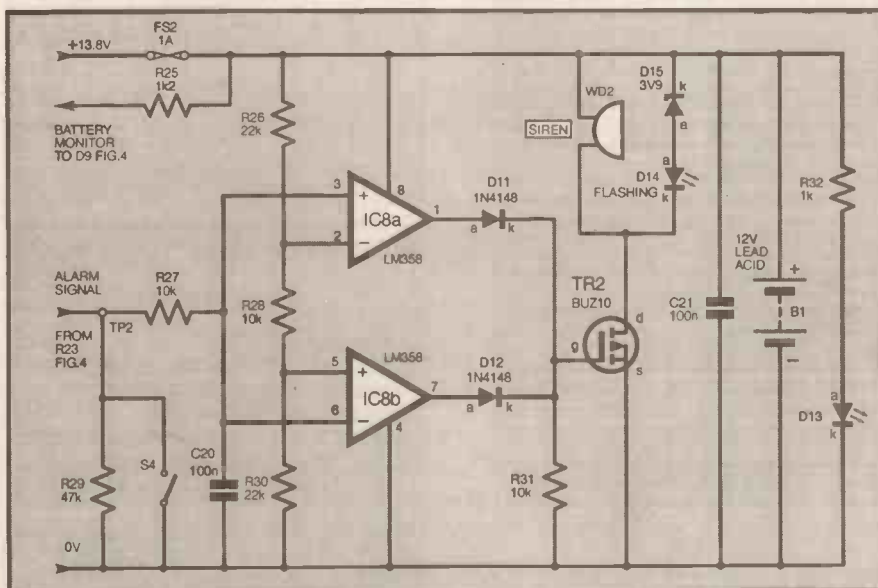


Fig. 5. Circuit diagram for the siren driver.

capacitor tolerances are quite wide and the higher capacitor values have larger leakage currents. Furthermore, the exact delay is dependent on the logic threshold of the Schmitt trigger gates, a level which may vary between devices from different manufacturers and between production batches.

The 20 minutes siren sounding delay can be changed in two ways: one of the other counter outputs could be used instead of output Q11, or the clock frequency generated by IC5d could be changed. Smaller values of either resistor R24 or capacitor C19 will result in shorter delay times.

CONSTRUCTION

The alarm system is constructed on two pieces of 0.1 inch grid stripboard. Component layout, soldering points and track cutting details for the main circuit are shown in Fig. 6. Similar details for the siren driver circuit are given in Fig. 7.

There are many track cuts to be made and it is probably best if they are cut after assembling the components. Beware not to exert too much pressure on the stripboard when making the cuts – it is fragile and could break, especially when several cuts are in line. The use of a proper track cutting tool is recommended. Make sure that the tracks are cut cleanly and that there are no whiskers of copper left dangling loose.

Assembly of the components can be carried out in any order you feel content with, ideally starting with the lowest profile components. Remember to include all of the link wires shown. The use of i.c. sockets is strongly recommended.

Take care over the polarities and orientations of the electrolytic capacitors and semiconductors. Treat all the i.c.s as CMOS devices, taking the usual precautions to discharge static electricity from your body before handling them. Following assembly, thoroughly check that soldered joints are satisfactorily made and that the components are indeed correctly orientated.

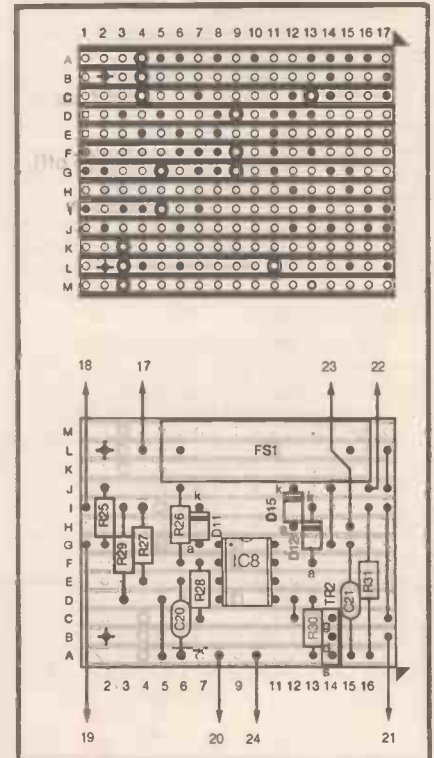
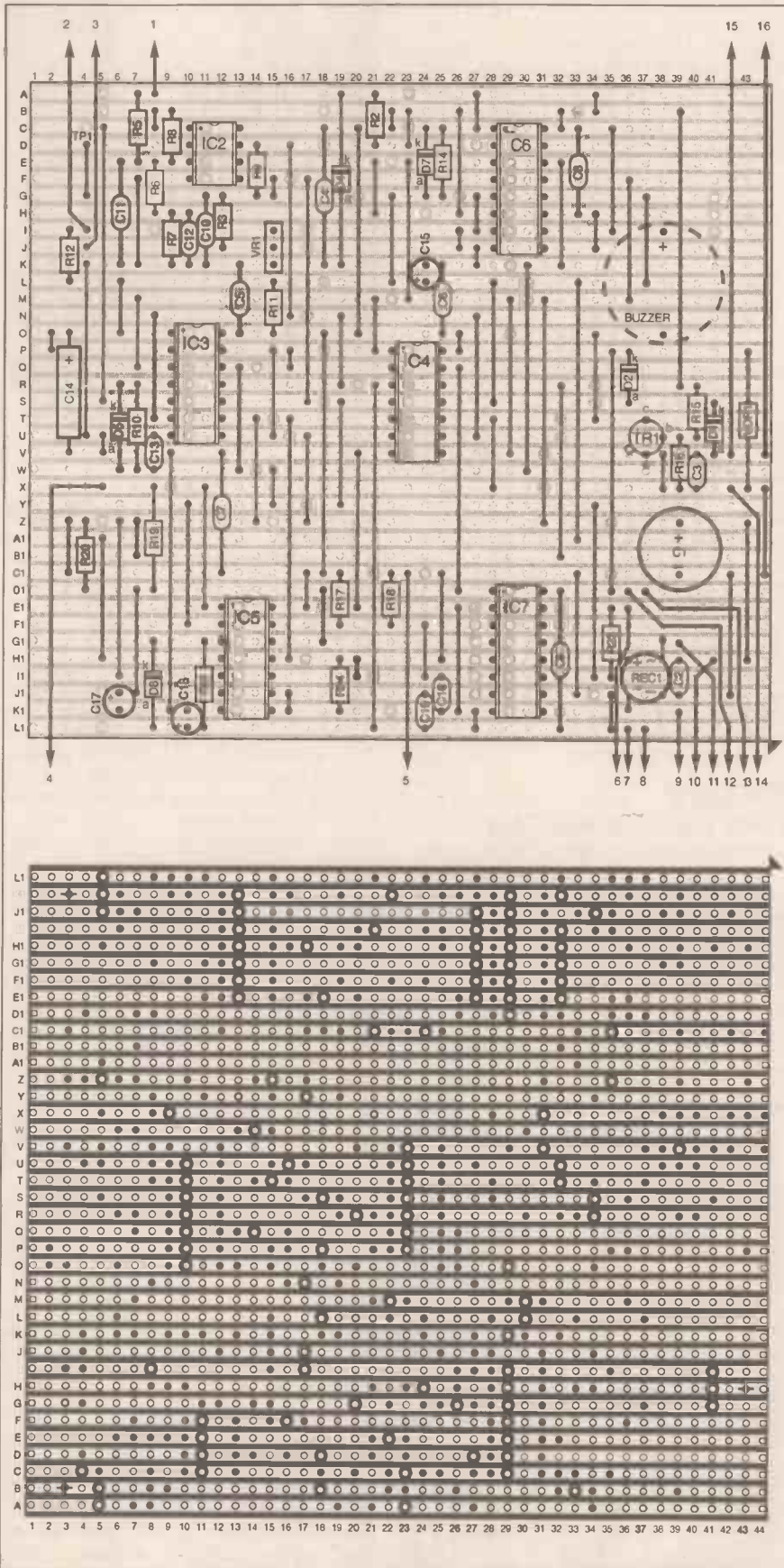


Fig. 7. Stripboard assembly details for the siren driver circuit.




Fig. 6. Topside component layout and underside stripboard track cuts and solder joints for the main alarm circuits.

COMPONENTS

See
**SHOP
TALK**
Page

Resistors

R1	1k5
R2, R32	1k (2 off)
R3, R6, R27,	
R28, R31	10k (5 off)
R4	4k7 (see text)
R5, R7, R15,	
R23, R29	47k (5 off)
R8, R9	1M (2 off)
R10, R17	100k (2 off)
R11	3M9
R12, R18, R19	10Ω (3 off)
R13, R21, R25	1k2 (3 off)
R14, R24	3M3 (2 off)
R16	4k7
R20	1M5
R22	470k
R26, R30	22k (2 off)
VDR1	18V voltage dependent resistor

Potentiometer

VR1	100k multi-turn preset
-----	------------------------

Capacitors

C1	2200μ elect. 25V
C2 to C12,	
C16, C20, C21	100n (14 off)
C13, C19	1μ elect. 63V (2 off)
C14	100μ elect. 16V
C15, C17, C18	33μ elect 16V (2 off)

Semiconductors

D1, D2	1N4001 diode (2 off)
D3, D6,	
D10	i.e.d., red (3 off)
D4	BZY88C 10V Zener diode
D5, D7,	
D8, D11,	
D12	1N4148 signal diode (5 off)
D9	i.e.d., yellow, 10mm, rectangular plus holder
D13	i.e.d., green, 10mm, rectangular plus holder
D14	i.e.d., red, flashing, 10mm, rectangular plus holder
D15	BZY88C 3V9 Zener diode
TR1	BC108 npn transistor
TR2	BUZ10 MOSFET n-channel power transistor
IC1	7815 voltage regulator
IC2, IC8	LM385 dual op.amp (2 off)
IC3, IC5	4093 quad 2-input Schmitt NAND gate
IC4	40106 hex Schmitt inverter
IC6	4027 dual JK bistable
IC7	4040 12-stage counter
REC1	50V 1A bridge rectifier

Miscellaneous

T1	15V-0V 15V-0V, 12VA mains transformer
FS1	250mA 20mm fuse and panel mounting fuseholder
FS2	1A 20mm fuse and p.c.b. mounting holder
WD1	buzzer (see text)
WD2	siren (see text)
S1	dual light switch (see text)
S2	see text
S3	s.p.d.t. keyswitch
S4	s.p.c.o. microswitch
S5	see text
SK1	8-pin phono line socket
SK2	8-pin DIN chassis socket
PL1	8-pin phono line plug
PL2	8-pin DIN line plug

Stripboard, 0.1 inch matrix 19 holes x 16 strips, stripboard 0.1 inch matrix 45 holes x 40 strips; diecast metal box 190mm x 108mm x 60mm; 12V lead acid battery; commercial detectors as appropriate (see text); bell-box to suit; connecting cable; wire; solder, etc.

Approx cost guidance only

£55

Table 1. Delay Times.

Delay	Calculation	Time
House Exit	$0.6 \times R20 \times C17$ Seconds	$0.6 \times 1.5M \times 33\mu = 30$ Seconds
House Entry	$R22 \times C18$ Seconds	$470k \times 33\mu = 15.5$ Seconds
Loop Exit	$1.1 \times R11 \times C14$ Seconds for large C with high leakage	$1.1 \times 3.9M \times 100\mu = 429$ Seconds = 7 Minutes
	$0.6 \times R11 \times C14$ Seconds for small C with low leakage	
Loop Entry	$R14 \times C15$ Seconds + House Entry Delay	$3.3M \times 33\mu + 15.5$ Seconds = $108 + 15.5 = 123.5$ Seconds = 2 Minutes

The main alarm circuit board should be housed in a suitable metal box which provides screening. Holes should be drilled to suit the l.e.d.s, keyswitch, mains cable and the DIN socket used to connect to the rest of the system.

Holes should also be drilled to mount the transformer and, if required, to allow the box to be mounted on the wall. Holes are needed as well to allow the buzzer to be heard. The main stripboard can be used as template for the positions of the holes for the spacers on which the board is mounted.

Once all the holes have been drilled and filed as required, the front panel can be finished off. The front panel can be sprayed using car touch-up paint, for example. Rub-down lettering can be used to provide suitable legends on the front panel, then spraying it with a clear protective lacquer.

The board, transformer and the rest of the hardware can now be fitted to box and wired up as shown in Fig. 8. The Live and Neutral wires of the mains cable can be soldered directly to the transformer terminals. The Earth wire should be secured to the case using a solder tag. A locking cable grommet should be used to secure the cable to the case.

If the suggested transformer is used the two secondary windings should be wired in parallel (as shown) to provide the required output current.


An insulating bush and washer should be used when mounting the voltage regulator to the case. The latter provides heat sinking for the regulator.

EXTERNAL CONTROL SWITCH

With the prototype, a conveniently located domestic wall-mounted switch, normally used to control an outside light, was modified for use as switch S1. The original single-switch unit was removed and replaced with a double-switch unit. One switch was used to control the light as before, the other was used as S1. The switch must be the changeover variety.

A hole was drilled into the switch plate to suit l.e.d. D6. Ensure that the l.e.d. cannot be dislodged and come into contact with the mains wiring of the light switch.

If preferred, S1 could be an ordinary s.p.d.t. toggle switch located in the main alarm box.



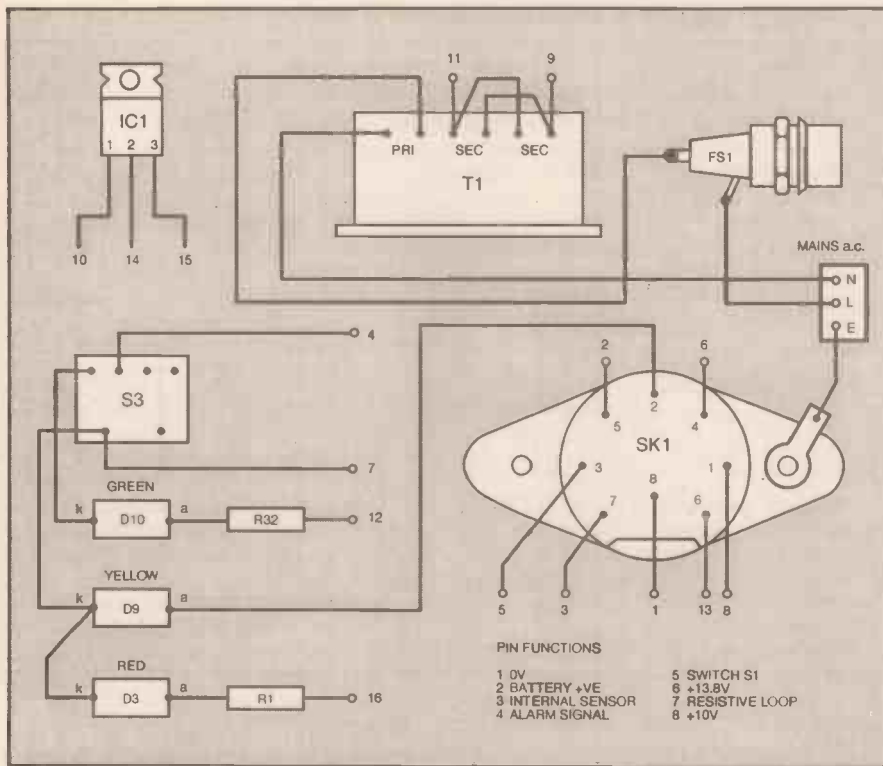


Fig. 8. Wiring details for the control box.

INSTALLATION

The main alarm box can be located in any convenient position. The prototype was located in the cupboard containing the household mains fusebox and the alarm was wired directly into this.

The siren drive board was housed in a ready-made bell-box along with the backup battery, siren and anti-tamper switch S4. Holes can be drilled to take spacers on which the circuit board can be mounted. It would be a good idea to spray the board with protective coating since it is likely to be exposed to damp conditions outside.

The siren was bolted to appropriate mounting holes in the box and the battery was placed on the shelf provided. An existing hole was used for mounting switch S4. Two holes were drilled in the front of the box to take l.e.d.s D13 and D14.

The inside of the bell-box should be wired as per Fig. 9, but leaving the siren and switch S4 disconnected. The box can be fitted to the side of the house, using a masonry drill to drill holes into which Rawlplugs, or similar, can be inserted. The bell-box can then be secured to these.

Referring to the interconnection diagram of Fig. 10, the cable for the DIN plug should be routed from the main alarm unit up to the roof space where it can be wired into an 8-way junction box. Four-core

cable is used to connect between the junction box and the bell-box.

Using a suitable masonry drill, the wire could be passed from the bell-box straight through the wall into the roof space and then to the junction box. If this is not possible, the wire should be routed through the eaves as unobtrusively as possible.

Similar cable can be used to connect PIR sensors, although care should be taken to avoid running this cable parallel to mains wiring. Bell wire for the sensor loop can be brought straight into the roof space and connected up in the junction box. Once the

wiring has been completed the unit can be tested. After which the front of the bell-box can be secured.

TESTING

When testing, beware that mains voltages are present. Extreme care should be taken. If in any doubt, consult a qualified electrician.

Before powering up the alarm, the resistance across the d.c. supply lines should be checked. This should be in excess of six kilohms (6k). If it differs greatly check the position and orientation of all components and ensure that all the tracks are correctly cut.

With the keyswitch (S3) and switch S1 turned off, switch on the mains supply. The three l.e.d.s D3, D9 and D13 should light, and there should be no sound from the buzzer. Check that the power supply is delivering an output of 13.8V at the junction of D2 and VDR1.

With the external loop complete – no doors open, etc. – measure the voltage at test point TP1. Adjust preset VR1 until a reading of 5V is obtained. Check that the voltage on IC3 pin 12 is zero (logic 0). The voltage on IC6 pin 4 should be high (13.8V). Open switch S1 and verify that l.e.d. D6 lights and that IC6 pin 4 goes to logic 0 after around seven minutes.

Open and then close the resistive loop and verify that the internal buzzer sounds immediately and the alarm signal line (at TP2) goes low about two minutes later. It might be a good idea to muffle the buzzer during this test!

Open the loop once more and verify that again the buzzer starts to sound. Switch off S1 – the buzzer should stop and l.e.d. D6 should turn off.

Connect the external siren and then switch on keyswitch S3. Check that l.e.d. D10 turns on and that IC6 pin 12 goes low about 30 seconds later. Trip one of the sensors and ensure that after 15 seconds the external siren sounds and that l.e.d. D14 flashes. Switching off the keyswitch should

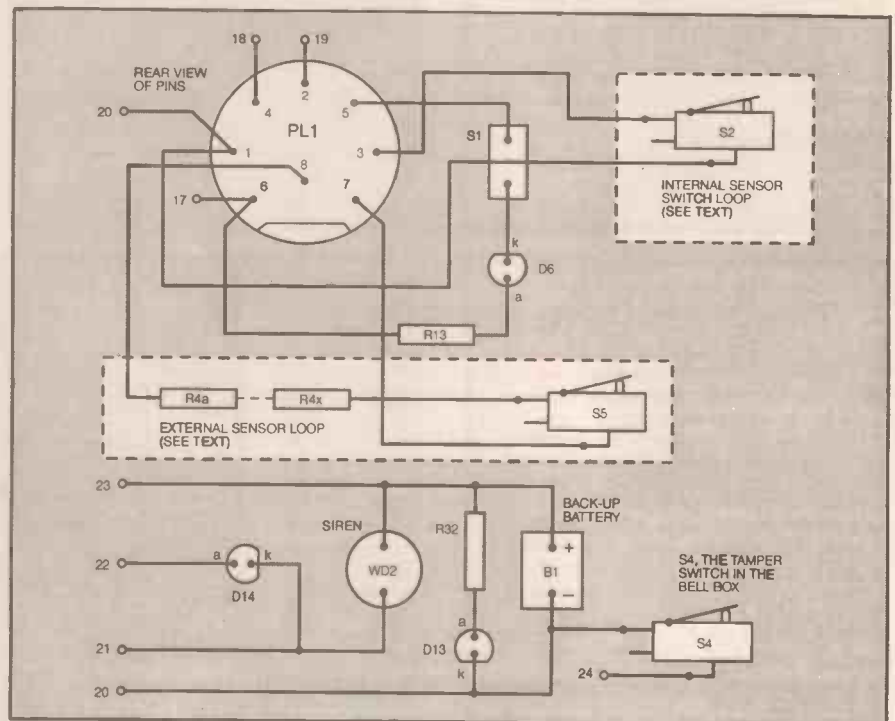



Fig. 9. Wiring details for the bell(siren)-box.



turn off the siren, D10 and D14. Switch off the mains power and verify that l.e.d. D3 goes out.

Anti-tamper switch S4 can now be connected, at which juncture the siren will sound! Ignoring the noise, fit the front panel to the bell-box. Once the main screw is firmly screwed in the siren should become silent.

Note that it is unwise to connect or disconnect the DIN connector whilst the alarm is powered up since this may upset the CMOS i.c.s.

The alarm can now be put into permanent operation.

FINALLY

The author's alarm has been in operation for many months and fortunately there has been no attempted break-in during that time. There was a false alarm during this period but this was found to be due to excessive play in one of the doors of the garden shed. The author thus assumes that the system is extremely reliable, which is an important feature – too many false alarms would destroy the perceived effectiveness of the system.

If the internal buzzer is found to be too quiet it could be replaced by a buzzer located outside the main alarm box,

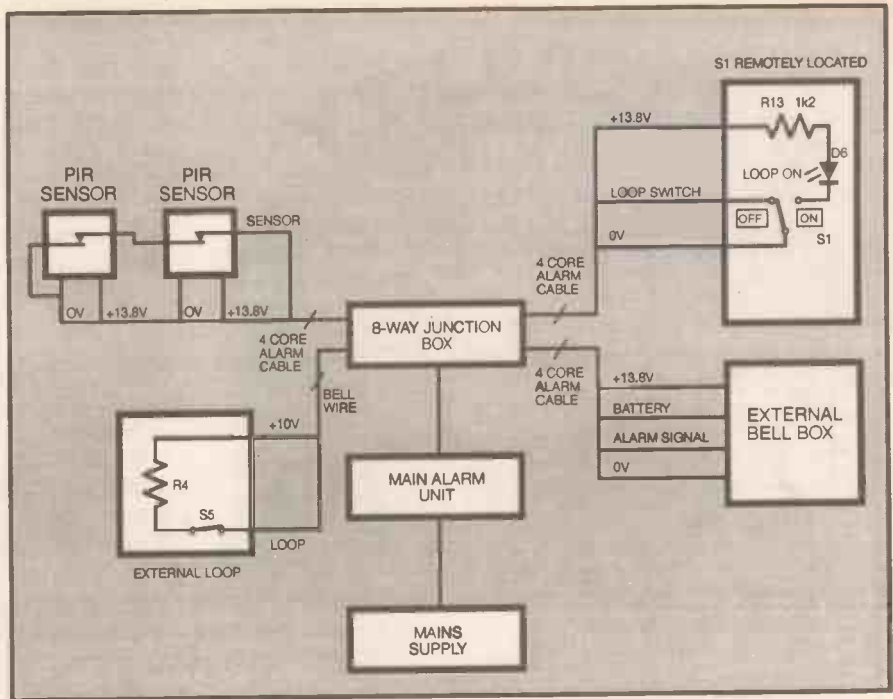


Fig. 10. Suggested system interconnection details.



replacing the 8-pin connector by a 13-pin type. Two of the spare pins on the replacement connector can be used to take the buzzer wires through the box. The current consumption of any buzzer should not exceed 100mA.

Usually in alarm systems a strobe light is used instead of a flashing l.e.d. The latter was chosen here because it was much cheaper than a strobe light, although still surprisingly effective. However, if a strobe light is preferred in place of l.e.d. D14, it should be wired in parallel to the siren. In this case both D14 and D15 can be omitted.

The system can be easily adapted to include a panic switch. The normally closed contacts of this switch could be wired into the loop, or the normally open contacts could be wired between the alarm signal line and the 0V line. Similarly, the unit could be expanded to include a fire alarm by using a smoke alarm having relay contacts which should be wired in the same way as suggested for the panic switch. □

NEXT MONTH

Security Tagging – A special feature on the equipment and how it detects shoplifters.

RING BINDERS FOR EPE

This ring binder uses a special system to allow the issues to be easily removed and reinserted without any damage. A nylon strip slips over each issue and this passes over the four rings in the binder, thus holding the magazine in place (see photo).


The binders are finished in hard wearing royal blue p.v.c. with the magazine logo in gold on the spine. They will keep your issues neat and tidy but allow you to remove them for use easily.

The price is £5.95 plus £3.50 post and packing. If you order more than one binder add £1 postage for each binder after the initial £3.50 postage charge, (for overseas readers the postage is £6.00 each to everywhere except Australia and Papua New Guinea which costs £10.50 each).

Send your payment in £'s sterling cheque or PO (Overseas readers send £ sterling bank draft, or cheque drawn on a UK bank or pay by credit card), to Everyday with Practical Electronics, Allen House, East Borough, Wimborne, Dorset BH21 1PF. Tel: 01202 881749. Fax: 01202 841692 (We cannot reply to overseas queries or confirm orders by fax due to the high costs).

We also accept credit card payments. Mastercard (Access) or Visa (minimum credit card order £5). Send your card number and card expiry date plus cardholders address (if different to the delivery address).





Our regular round-up of readers' own circuits. We pay between £10-£50 for all material published, depending on length and technical merit. We're looking for novel applications and circuit tips, not simply mechanical or electrical ideas. Ideas must be the reader's own work and **not have been submitted for publication elsewhere**. The circuits shown have NOT been proven by us. *Ingenuity Unlimited* is open to ALL abilities, but items for consideration in this column should preferably be typed or word-processed, with a brief circuit description showing all relevant component values. Please draw all circuit schematics as clearly as possible.

Send your circuit ideas to: Alan Winstanley, *Ingenuity Unlimited*, Wimborne Publishing Ltd., Allen House, East Borough, Wimborne, Dorset, BH21 1PF. They could earn you some real cash!

Tone Burst Generator - for cine sync. control

THE device shown in the circuit design Fig. 1 was designed initially for cine work, to create a tape containing tone bursts at a rate of between 18 to 24 times a second. It has flexible input and output arrangements and can no doubt be adapted to other electronic applications, perhaps as a gated signal injector or tone source.

The design is based around two square wave oscillators, each formed from a pair of NAND gates. IC1c and IC1d together form an audio oscillator which operates as follows:

Assuming that both inputs to IC1c are low, the output (pin 10) will be high. IC1d inverts this to low, causing capacitor C2 to charge through resistor R6. When the

junction of R6/C2 rises to half the supply rail, pin 10 swings low and consequently IC1d output goes high, causing C2 to start discharging through resistor R6. The outputs eventually change state again, this process continuing at an audio frequency.

The other generator IC1a and IC1b operates in a similar fashion, but at a lower rate which can be adjusted with preset potentiometer VR1. Resistors R1 and R5 pull down the oscillator inputs to 0V which inhibits their operation.

Normally, the output of the lower-frequency generator gates the audio frequency generator. However, by inserting a jack plug into socket SK1, this connection is broken. The user can then control the operation of the unit by providing a high gate signal into the jack socket; connection "A" will gate the slow stage whilst connection "B" controls the audio stage.

The output of the lower frequency gate is also brought out to SK2. Depending on the connection, you can either create an active high arrangement (connection "C") or a "pull down" function (connection "D") where a suitable load may be returned to either the negative or positive rail respectively.

Socket SK3 offers a high impedance tone output for recording or monitoring with a crystal earpiece. Transistor TR3 offers a visual indication, via l.e.d. D2, that tones are being produced.

In the prototype, l.e.d. D2 was used to strobe perforated tape having 18 holes per 3.75" (18 holes per second). Preset VR1 was then trimmed until the holes appeared static, when the unit was then known to be running at exactly 18 pulses per second.

*Chris Brown,
Witham, Essex.*

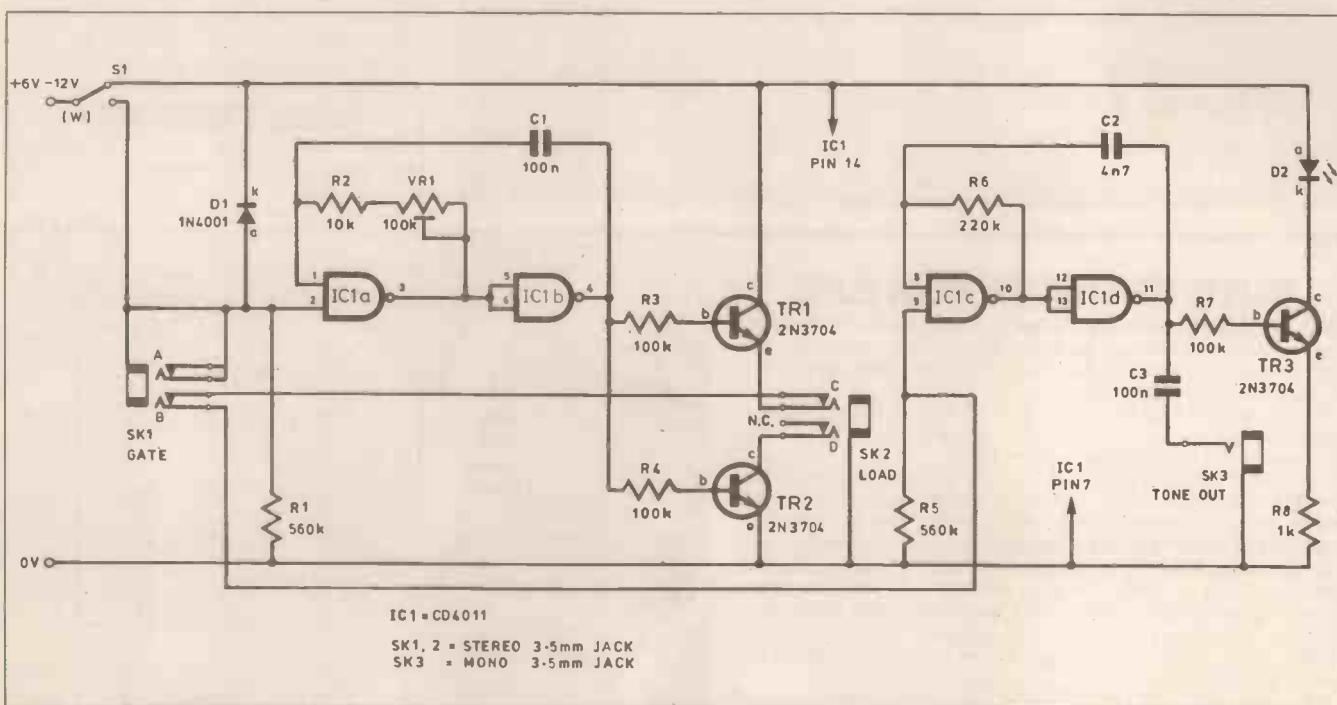


Fig. 1. Circuit diagram for the Tone Burst Generator.

Doorchime Disabler

- ring the changes

ORIGINALLY designed for the "Goods Inwards" bell of a retail outlet, the adaptable circuit of Fig. 2 could be used as a domestic doorbell to prevent the nuisance caused by a caller pressing the bell-push excessively. The circuit consists of a piezoelectric sounder acting as a door chime, along with a modified bell push-switch. The proposed system functions with existing twin-core bell wire, if already installed.

In operation, a green l.e.d. D4 mounted on the bell pushswitch itself, illuminates after the switch has been pressed. A pulsing bleep tone then sounds for approximately 80 seconds, during which time any further operations of the pushswitch have no effect.

At the end of this period, the system resets and the green l.e.d. is extinguished. Alternatively the system can be reset using a separate "manual" pushswitch mounted indoors.

In Fig. 2, in the reset condition the green l.e.d. diode D4 together with diode D5 are reverse biased. On closing the bell pushswitch S2, D3 is forward biased which pulls IC3b output (pin 11) high.

Pin three of IC2 is now clocked which takes its Q output (pin 1) high. This is inverted by IC3c whose pin 4 is now low. This is complemented by pin 3 of IC3d which is now high. Hence l.e.d. D4 becomes forward biased and illuminates, with resistor R5 limiting the current.

An astable formed by IC3a is now enabled, clocking the ripple counter IC1. Transistor TR1 is energised by the Q7 output (pin 6) of the 4020 and completes

the circuit to the piezo sounder WD1 which pulses and the red l.e.d. D1 flashes. When Q14 (pin 3) of the counter reaches logic 1, IC1 and IC2 are reset via diode D2.

A "manual" reset can be forced by closing pushswitch S1, diode D2 preventing current sinking into the Q14 output. Resistor R3 prevents false resetting.

The prototype was powered by a PP3 battery. Quiescent current was immeasurably small when reset, rising to 9mA when triggered. For best effect, l.e.d. D1 should be a Superbright red type and the green device D4 a low current type, mounted out of direct sunlight near the bell pushswitch.

David Geary,
London,
SE3

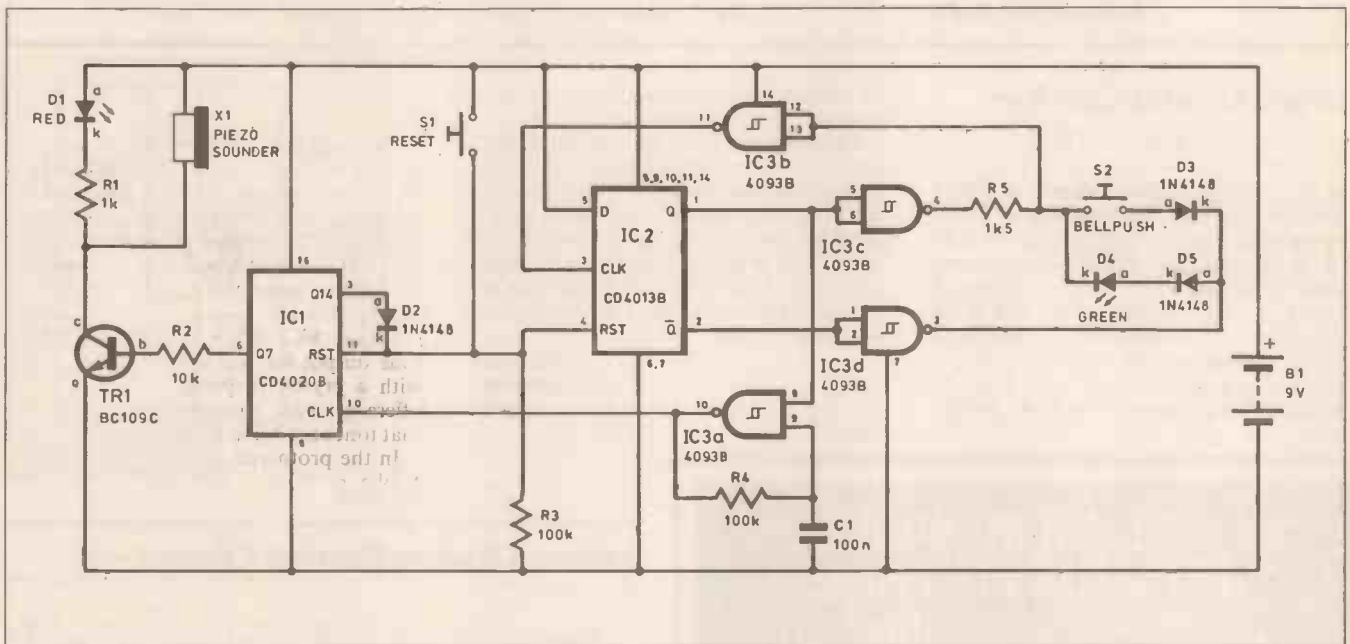


Fig. 2. Circuit diagram for the Doorchime Disabler.

Solar-Driven Battery Recharger

- another bright idea!

HAVING a 12V solar panel to hand, and being interested in renewable energy sources, I designed the simple circuit shown in Fig. 3 to enable my solar panel to be adapted to recharge a set of four nickel-cadmium (NiCad) batteries. I have found it especially valuable when camping, as it kept a lamp and radio powered successfully.

The circuit is based around a constant-current source powered by the 12V 200mA solar array B5. The supply voltage seems to vary from 12V to 15V when charging. This is used to power a constant current source based around transistor TR1.

The four rectifiers D1 to D4 each develop approximately 0.7V across them when conducting, or roughly 2.8V in total. The base-emitter junction of TR1 loses 0.7V of this and the remaining 2.1V appears across resistor R2.

A constant current of 30mA therefore flows through R2. I subsequently added the l.e.d. D6 which illuminates directly from the potential across R2 and draws a further 10mA or so.

A total charging current of 40mA therefore flows through the four rechargeable batteries (B1 to B4), and l.e.d. D6 illuminates when the rechargeable batteries are inserted correctly. The additional diode D5 prevents the batteries from discharging back into the solar panel when the sun goes in. The transistor and rectifiers chosen, happened to be available but substitute types would be fine.

David Dawson AMIEE BSc.,
Barlston,
Stoke-on-Trent.

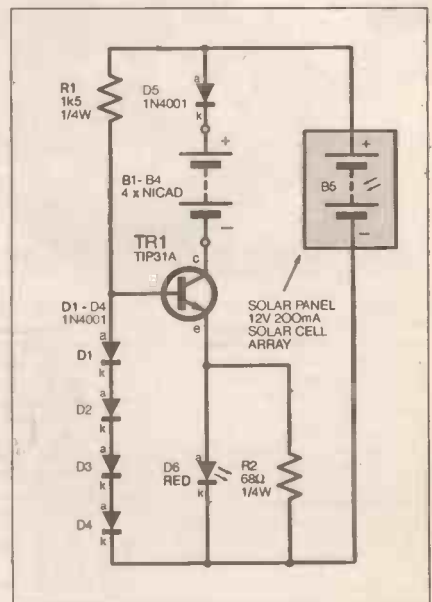


Fig. 3. Circuit diagram for a solar-driven battery charger.

THE circuit diagram of Fig. 4 will check the continuity of cables, connectors etc. as well as testing the function of light-emitting diodes (l.e.d.s).

Transistors TR3 and TR4 with associated components together form a transistor astable multivibrator. The piezo sounder WD1 will generate an audible tone when the astable operates.

Transistors TR1 and TR2 act as a switch to energise the audio oscillator. When continuity exists between sockets SK3 and SK4, the transistor switch completes the supply to the astable which will drive the piezo sounder. An l.e.d. test facility is available via SK1 and SK2, with resistor R1 limiting the forward current to about 10mA.

The circuit can be powered from a 9V PP3 battery. No on-off switch is required because only a tiny leakage current flows when the circuit is not in use.

E.W. Fair,
Stoke-on-Trent, Staffs.

Continuity and L.E.D. Tester - wires buzz off!

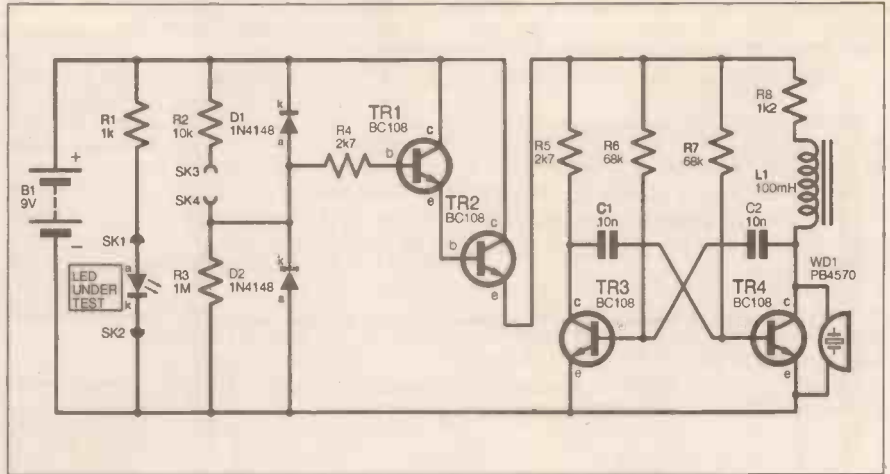


Fig. 4. Circuit diagram for the Continuity and L.E.D. Tester.

Rapid Crystal Checker

- go-no-go indicator

MY CIRCUIT diagram shown in Fig. 5 will oscillate with almost any crystal or ceramic resonator. Oscillation is indicated by an l.e.d., which is much more economical than a meter. X1 is the quartz crystal or resonator under test, and if the circuit does not oscillate then the collector-emitter voltage across transistor TR1 is insufficient to illuminate the l.e.d. D1. The diode D2 is a germanium type AA119

or similar which decouples the l.e.d. to prevent it from quenching oscillation.

The components shown were "junk box" items, and in practice any silicon transistor should work satisfactorily. The l.e.d. was a 2000mcd high intensity type which gave a good level of light output at very low currents. R.F. precautions are required when constructing the circuit, ensuring leads are as short as possible otherwise they can act as a tuned circuit.

W. Gray,
Farnborough,
Hants.

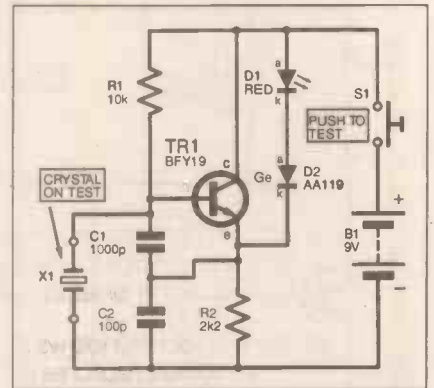


Fig. 5. Rapid Crystal Checker circuit diagram.

The MICRO MODULE
A NEW LOW COST controller
that gives you customisation
for as little as £95 one off

For users of
PCs, 8051 &
68000

and that's just the half of it!..

FEATURES

- 16/32 bit 68307 CPU for fast operation
- Up to 1 Mbyte of EPROM space onboard
- Up to 512Kbyte SRAM space onboard
- 32 Kbyte SRAM fitted as standard
- RS232 serial with RS485 option
- MODBUS & other protocols supported
- Up to 22 digital I/O channels
- 2 timer/counter/match registers
- IIC port or Mbus & Watch dog facilities
- Large Proto-typing area for user circuits
- Up to 5 chip selects available
- Program in C, C++, Modula-2 & Assembler
- Real Time multitasking Operating System
- OS9 or MINOS with free run time license option
- Manufacturing available even in low volumes
- A full range of other Controllers available

P.C. 'C' STARTER PACK AT ONLY £295

The Micro Module will reduce development time for quick turnaround products/projects and with the P.C. 'C' Starter pack allow you to start coding your application immediately, all drivers and libraries are supplied as standard along with MINOS the real time operating system all ready to run from power on.

The 'C' Starter pack includes: A Micro Module with 128 Kbyte SRAM, PSU, Cables, Manuals, C compiler, Debug monitor ROM, Terminal program, Downloader, a single copy of MINOS, Extensive example software, and free unlimited technical support all for £295.

BMS Cambridge Microprocessor Systems Limited

Unit 17-18 Zone 'D', Chelmsford Rd. Ind. Est., Great Dunmow, Essex, U.K. CM6 1XG
Phone 0371 875644 Fax 0371 876077

Battery Charger Current Control - take charge!

PL1 Charge connected to:	Current (A)
SK1	6.2
SK2	4.5
SK3	3.0
SK4	1.6
SK5	1.0

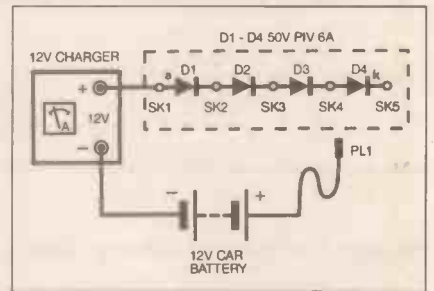


Fig. 6. Battery Charger Current Control circuit diagram.

BUDGET mass-produced car battery chargers do not often have any form of charge current control. Whilst this isn't a problem for ordinary trickle charging, when trying to re-charge a very flat battery, heavy currents flow and it may be desirable to limit the charge current in order to reduce the load on the transformer within the charger. Fig. 6 depicts a very simple means of selecting the charge current. The design is suitable for battery chargers rated up to 5A.

The circuit uses silicon rectifiers as voltage droppers to reduce the voltage applied across the car battery. Each rectifier drops approximately 0.7V when fully conducting. It was found that four rectifiers in series gave sufficient control for normal use with my battery charger, but more could be added if needed.

The appropriate number of rectifiers is selected by inserting PL1, a 4mm wander plug, into the appropriate 4mm sockets SK1 to SK5. Table 1 summarises the results obtained with a nominal 4 Amp charger. Readers' actual results will depend on the battery's state of charge and the output from the charger itself.

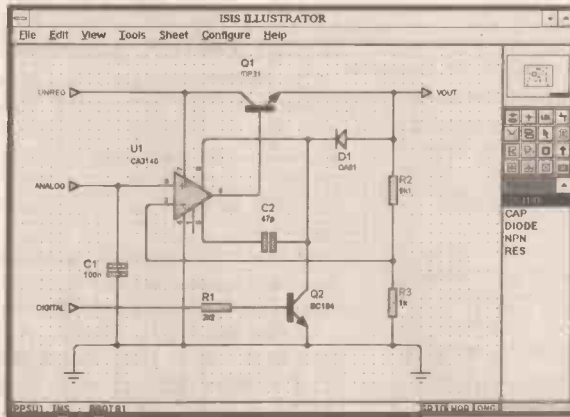
The rectifiers should be well ventilated and heavy duty cable MUST be used for interconnections. I suggest 50 PIV 6A rectifiers (e.g. Maplin P600A or similar), each fitted with a high profile TOS lobe-finned heatsink.

P.C. Cole, Devonport, Plymouth.

PROFESSIONAL CIRCUIT AND PCB DESIGN AIDS FOR WINDOWS

CADPAK for Windows

CADPAK is especially suited to educational, hobby and small scale schematic and PCB design. CADPAK includes both schematic drawing and 32-bit PCB drafting tools but as an entry level product, there is no netlist link between them.



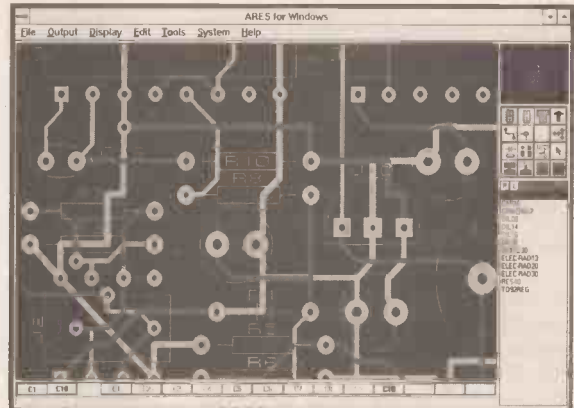
The schematic drawing module of CADPAK, ISIS ILLUSTRATOR, enables you to create circuit diagrams like the ones in the magazines.

- Runs under Windows 3.1 making full use of Windows features such as on-line help.
- Full control of appearance including line widths, fill styles, fonts, colours.
- Automatic wire routing & dot placement.
- Fully automatic annotator.
- Complete with device and comprehensive package libraries for both through hole and SMT parts.
- Advanced route editing allows deletion or modification of any section of track.
- Gerber, Excellon and DXF outputs as well as output via Windows drivers. Also includes Gerber viewer.
- Exports diagrams to other applications via the clipboard.
- CADPAK is also available for DOS.

CADPAK FOR WINDOWS £ 149
CADPAK FOR DOS £ 79

PROPAK for Windows

PROPAK has all of the features in CADPAK plus netlist based integration, automatic power plane generation and a powerful auto-router. PROPAK includes enough schematic capture and PCB design functionality for all but the most demanding applications.



PROPAK's schematic drawing editor ISIS ILLUSTRATOR+ includes even more features than ISIS ILLUSTRATOR. PROPAK's 32-bit PCB design tool, ARES for Windows, is our most powerful and easy to use yet.

- Multi-sheet and hierarchical designs.
- Netlist link between modules guarantees consistency between schematic and PCB.
- Netlists are also compatible with SPICE-AGE and most other electronics CAD packages.
- Generates a full bill of materials.
- ASCII data import facility.
- Electrical rules and connectivity checkers.
- Ratsnest display with automatic update during placement and routing.
- Multi-strategy autorouter gives high completion rates.
- Power plane generator creates ground planes with ease.
- PROPAK is also available for DOS.

PROPAK FOR WINDOWS £ 495
PROPAK FOR DOS £ 395

Call or fax us today for a demo pack. Please state whether you would like a DOS or Windows pack.

Prices exclude postage (£5 for UK) and VAT. ISIS ILLUSTRATOR and ARES for Windows are also available separately. All manufacturers trademarks acknowledged.

labcenter

E l e c t r o n i c s

53-55 Main St. Grassington, N. Yorks. BD23 5AA

Tel: 01756 753440 Fax: 01756 752857

FOX REPORT

by Barry Fox



Blumlein Archives Scandal?

Every month or so I get asked the same question. Whatever happened about the Alan Blumlein archives?

The short answer is nothing. The long answer is likely to go down in electronics history as a national scandal. Future generations will look back and ask how anyone allowed it to happen. Believe me a lot of individuals tried to prevent it. But the self-styled "biographer" risks going down in history as the man who buried the reputation of arguably the most brilliant electronics engineer this country ever produced. The UK's IEE, the Institution of Electronics and Electrical Engineers, also risks going down in history as the one official body which could have done something to rescue the archive but chickened out.

While at EMI's Central Research Laboratories in the 1930s Alan Blumlein invented film and disc stereo recording and a host of electronic circuits, for instance for measurement, high voltage control and telephone equalisation. He was a key figure in the teams which built the 405 line all-electronic TV system and then went on to develop the H2S (Home Sweet Home) map radars which helped Britain win the War. He was awarded 128 patents before he was killed on June 7 1942. The Halifax bomber testing his H2S radar system crashed near the River Wye at Goodrich in Herefordshire. Because he was a hands-on researcher, Blumlein was aboard.

Biographical Concern

Francis Thomson of Watford started collecting original papers in 1972, promising to write a biography. He was encouraged by Blumlein's son, Simon. Thomson has never produced the biography but still holds all the papers which people sent in response to published calls. He has ducked questions on progress and what will happen to the papers. Simon Blumlein has grown increasingly concerned.

Early in 1991, Thomson again started asking magazines and journals to publish appeals for yet more biographical material. Those editors who knew what happened, or more accurately not happened since 1972, treated his call with suspicion. Others, for instance, *Television*, the journal of the Royal Television Society, and *Nature*, the science profession's journal of record, published the fresh appeals. BBC Radio even broadcast Thomson's plea.

Later (23 January 1992) *Nature* took the unprecedented step of publishing a

note warning readers that it had "since come to light that Mr Thomson is unable to produce evidence of work on such a book, that he has declined to make the material already collected available to others and that readers would be ill-advised to accede to his request for biographical material".

In May 1991, knowing that third party honest broker attempts at guaranteeing the long term security of Thomson's collected papers had failed, I formally requested that the IEE investigate the biographer's behaviour. I drew attention to Thomson's use of IEE membership when publishing further appeals for material. I made very clear that my motive, in asking the IEE to investigate the behaviour of one of its members, was to safeguard the material collected.

"Whatever happened about the Alan Blumlein archives?

"This historical material is too important to risk losing."

It took the IEE over a year, and many nags from me, to come to a decision (in late June 1992). By coincidence this came shortly after the fiftieth anniversary of Blumlein's death. Neatly summing up what the lack of a biography on Blumlein means, the *Times* report of the memorial ceremony did not even mention Alan Blumlein by name.

The IEE's decision was to take no action. The reasons given were marked "Confidential" and the IEE refused my requests to lift this restriction. However the IEE has stated, without seal of confidence, that "the investigating panel received assurances from Mr Thomson that the archival material he has collected will be safeguarded and (the panel) has no reason to doubt this assurance".

Because I had previously raised the question of the Blumlein archive with the Royal Society, I asked the Royal Society if it had any news to tell us. The Royal Society's librarian, Sheila Edwards, wrote:

"I am happy to confirm that I have been in correspondence with Mr Thomson, and that the Officers of the Society have agreed to accept Mr Thomson's generous offer to donate his collection of Blumlein papers to the Society".

Royal Society Secrecy

The Royal Society's rules decree that papers are kept secret until forty years after the death of the subject. As Alan Blumlein died over fifty years ago, this means that the Blumlein papers will be available as soon as the Royal Society has them.

Unfortunately the promise of seeing the Blumlein papers safe in the library of the Royal Society proved to be a false dawn.

At first the Royal Society would say only that it was "still negotiating with Mr Thomson". At a seminar held at the IEE in October 1992, I answered a question on archiving progress with the suggestion that those who are concerned should phone the Royal Society and ask for themselves.

This suggestion did not, however, appeal to the IEE. The Institution's Assistant Secretary, Philip Secker, rose from the audience at the Savoy Hill meeting and warned that to make such approaches would be "counter productive" because "negotiations are at a delicate stage".

Honouring this request I left it several years before contacting the Royal Society again. The time seemed right when I heard that the new *Centre for the History of Defence Electronics* at Bournemouth University refers to Blumlein's work. New generations will be wondering why there is no biography they can read.

In early July I phoned the Royal Society Library to ask if it had ever received the Blumlein archives.

"It doesn't ring any bells", a librarian told me, coming back later to add that "there is no entry in the archive catalogue".

Head Librarian Sheila Edwards then confirmed the bad news. "Nothing has come".

"I must admit I wasn't surprised", she added.

IEE Responsibility

The ball is now firmly back in the IEE's court. The Institution said previously that it saw no reason to doubt the assurance given by Francis Thomson that the collected papers would be safely archived. But after three full years this has still not happened. I suggest it is now the clear responsibility of the IEE to approach Francis Thomson and ask for the promise to be honoured.

This historical material is too important to risk losing. I have written to the Secretary of the IEE to ask for the Institution's attributable view on Francis Thomson's apparent failure to do what he promised three years ago.

VIDEOS ON ELECTRONICS

A range of videos designed to provide instruction on electronics theory. Each video gives a sound introduction and grounding in a specialised area of the subject. The tapes make learning both easier and more enjoyable than pure textbook or magazine study. They should prove particularly useful in schools, colleges, training departments and electronics clubs as well as to general hobbyists and those following distance learning courses etc.

VT201 to VT206 is a basic electronics course and is designed to be used as a complete series, if required.

VT201 54 minutes. Part One; D.C. Circuits. This video is an absolute must for the beginner. Series circuits, parallel circuits, Ohms law, how to use the digital multimeter and much more.
Order Code VT201

VT202 62 minutes. Part Two; A.C. Circuits. This is your next step in understanding the basics of electronics. You will learn about how coils, transformers, capacitors, etc are used in common circuits.
Order Code VT202

VT203 57 minutes. Part Three; Semiconductors. Gives you an exciting look into the world of semiconductors. With basic semiconductor theory. Plus 15 different semiconductor devices explained.
Order Code VT203

VT204 56 minutes. Part Four; Power Supplies. Guides you step-by-step through different sections of a power supply.
Order Code VT204

VT205 57 minutes. Part Five; Amplifiers. Shows you how amplifiers work as you have never seen them before. Class A, class B, class C, op.amps. etc.
Order Code VT205

VT206 54 minutes. Part Six; Oscillators. Oscillators are found in both linear and digital circuits. Gives a good basic background in oscillator circuits.
Order Code VT206

By the time you have completed VT206 you have completed the basic electronics course and should have a good understanding of the operation of basic circuit elements.

VCR MAINTENANCE

VT102 84 minutes: Introduction to VCR Repair. Warning, not for the beginner. Through the use of block diagrams this video will take you through the various circuits found in the NTSC VHS system. You will follow the signal from the input to the audio/video heads then from the heads back to the output.
Order Code VT102

VT103 35 minutes: A step-by-step easy to follow procedure for professionally cleaning the tape path and replacing many of the belts in most VHS VCR's. The viewer will also become familiar with the various parts found in the tape path.
Order Code VT103

Each video uses a mixture of animated current flow in circuits plus text, plus cartoon instruction etc., and a very full commentary to get the points across. The tapes are imported by us and originate from VCR Educational Products Co, an American supplier.
(All videos are to the UK PAL standard on VHS tapes)

Now for the digital series of six videos. This series is designed to provide a good grounding in computer technology.

VT301 54 minutes. Digital One; Gates begins with the basics as you learn about seven of the most common gates which are used in almost every digital circuit, plus Binary notation.
Order Code VT301

VT302 55 minutes. Digital Two; Flip Flops will further enhance your knowledge of digital basics. You will learn about Octal and Hexadecimal notation groups, flip-flops, counters, etc.
Order Code VT302

VT303 54 minutes. Digital Three; Registers and Displays is your next step in obtaining a solid understanding of the basic circuits found in today's digital designs. Gets into multiplexers, registers, display devices, etc.
Order Code VT303

VT304 59 minutes. Digital Four; DAC and ADC shows you how the computer is able to communicate with the real world. You will learn about digital-to-analogue and analogue-to-digital converter circuits.
Order Code VT304

VT305 56 minutes. Digital Five; Memory Devices introduces you to the technology used in many of today's memory devices. You will learn all about ROM devices and then proceed into PROM, EPROM, EEPROM, SRAM, DRAM, and MBM devices.
Order Code VT305

VT306 56 minutes. Digital Six; The CPU gives you a thorough understanding in the basics of the central processing unit and the input/output circuits used to make the system work.
Order Code VT306

By now you should have a good understanding of computer technology and what makes computers work. This series is also invaluable to the computer technician to understand the basics and thus aid troubleshooting.

VT401 61 minutes. A.M. Radio Theory. The most complete video ever produced on a.m. radio. Begins with the basics of a.m. transmission and proceeds to the five major stages of a.m. reception. Learn how the signal is detected, converted and reproduced. Also covers the Motorola C-QUAM a.m. stereo system.
Order Code VT401

VT402 58 minutes. F.M. Radio Part 1. F.M. basics including the functional blocks of a receiver. Plus r.f. amplifier, mixer oscillator, i.f. amplifier, limiter and f.m. decoder stages of a typical f.m. receiver.
Order Code VT402

VT403 58 minutes. F.M. Radio Part 2. A continuation of f.m. technology from Part 1. Begins with the detector stage output, proceeds to the 19kHz amplifier, frequency doubler, stereo demultiplexer and audio amplifier stages. Also covers RDS digital data encoding and decoding.
Order Code VT403

VT501 58 minutes. Fibre Optics. From the fundamentals of fibre optic technology through cable manufacture to connectors, transmitters and receivers.
Order Code VT501

ORDERING: Add £1.50 p&p per order for UK orders. **OVERSEAS ORDERS:** Add £3 postage for countries in the EEC. Overseas orders outside the EEC countries add £3 per tape airmail postage (or £6 per order surface mail postage).

All payments in £ sterling only (send cheque or money order drawn on a UK bank).

Visa and Mastercard orders accepted - please give card number, card expiry date and cardholder's address if different from the delivery address.

Orders are normally sent within seven days but please allow a maximum of 28 days - longer for overseas orders.

Send your order to: Direct Book Service, 33 Gravel Hill, Merley, Wimborne, Dorset BH21 1RW (Mail Order Only)

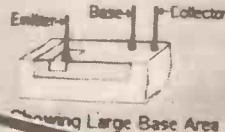
Direct Book Service is a division of
Wimborne Publishing Ltd.,
Tel: 01202 881749. Fax: 01202 841692

£29.95
each inc. VAT

UCANDO
VCR EDUCATIONAL PRODUCTS COMPANY


Part 2
Terminating Current
VT202
Running Time 62 Min

PHOTOTRANSISTOR



ORDER EIGHT OR MORE TOGETHER - GET ONE FREE (or order 16 together and get TWO FREE)

PHOTOTRANSISTOR



ELECTRONICS AND YOU
VT 202 PART TWO AL
RUNNING TIME 71 MINUTES
UCANDO VIDEOS
VCR EDUCATIONAL PRODUCTS

Techniques

ACTUALLY DOING IT!

by Robert Penfold

WHEN recently making attempts to connect my PC to the "super-highway", I was struck by the immense amount of jargon associated with this aspect of computing. It seems to be quite normal for books on the subject to be about 50 per cent glossary!

Much of this terminology is essential, as a great deal of repetition would otherwise be needed, with the same explanations and descriptions cropping up time and time again. On the other hand, it is probably fair to say that many aspects of modern technology are riddled with an excess of terminology, and a lot of genuine "gobbledygook".

Fortunately, electronics is rather less loaded down with gobbledygook than many other aspects of modern technology. As yet we do not "surf the strip-board". There is still a certain amount of necessary terminology for beginners ("newbies?" - *Robert's phrase not ours - Ed*) to deal with. This month we will consider some of the terms that tend to confound newcomers to the hobby.

FALLING OFF A LOG

Potentiometers are available in logarithmic and linear varieties. In components lists and catalogues these are normally just referred to as "log." and "lin." types respectively. There are also anti-logarithmic ("antilog.") potentiometers, but these are not widely available and are little used in practice.

What is the difference between log. and lin. potentiometers, and what happens if you use the wrong type?

A normal potentiometer is a control that is mounted on the front panel of a project. It is a form of "variable resistor" which has three tags. Two of these connect to opposite ends of a resistive track, usually made of carbon, and the third connects to a "wiper" contact that can be positioned anywhere along the resistive track by adjusting the spindle.

If a potentiometer has a value of 100k, then the resistance between the two track terminals will be approximately 100k (kilohms). If the wiper is set at a central setting, there will be about 50k between the wiper terminal and each track terminal - see Fig. 1a. If the wiper is moved so that it is about 25 per cent along the track, there will be about 25k between the wiper and one track terminal, and about 75k between the wiper and the other track terminal (Fig. 1b).

At least, this will be the case if the potentiometer is a *linear* type. If it is a *logarithmic* type the two sections of the track will have very different values with the wiper at a central setting.

The result obtained from measurements taken on a "real life" 100k logarithmic potentiometer is shown in Fig. 1c. The total track resistance is clearly more than 100k, but is within the 20 per cent tolerance rating of most potentiometers.

Of more importance is the disparate resistance in each half of the track. One half has about ten times the resistance of the other half! Results would be much the same for an anti-logarithmic potentiometer, but the two resistances would be swapped over.

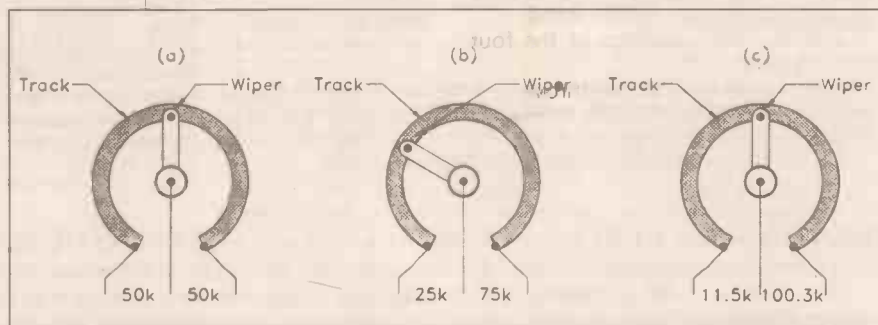


Fig. 1(a) and (b). A linear potentiometer produces the resistances one would expect; (c) a logarithmic potentiometer is very lop-sided.

SENSE OF HEARING

Linear potentiometers are used for the vast majority of applications, such as tone controls, temperature controls on electronic thermostats, and so on. Logarithmic types are designed for use as volume controls, and are used for little else. If a linear potentiometer is used as a volume control, advancing the volume from zero produces a large increase in volume initially, with large changes in the setting of the control having little effect thereafter.

This is not due to a fault in the potentiometer, but is more to do with the way the human hearing mechanism works. As sounds become louder, our hearing effectively becomes less sensitive. A logarithmic potentiometer is designed to counteract this compression effect, and give what appears to be more even variations in volume as the control is adjusted.

A project will work after a fashion if you use potentiometers of the wrong type. The control will have odd characteristics though, making it difficult to use the equipment properly. Using

a potentiometer of the wrong type is satisfactory only as a temporary measure if there are supply difficulties with the right component, but is something that should otherwise be avoided.

Readers occasionally complain that components lists do not specify whether "preset" potentiometers should have logarithmic or linear laws. In most component catalogues, even the larger ones, you will not find logarithmic presets listed. Unless stated otherwise, preset resistors can safely be assumed to be linear types.

POLARISED

What is the difference between a polarised capacitor and an electrolytic capacitor? Although these are sometimes taken to be different terms for the same thing, they are not quite the same. An electrolytic capacitor is an example of a polarised capacitor, but not all polarised capacitors are electrolytics.

The only polarised non-electrolytic type in common use is the tantalum variety, which are also known as tantalum "beads", due to their bead-like shape.

Unlike ordinary capacitors, polarised types must be connected into circuit the right way round. Printed circuit mounting types are marked with "+"

and "-" signs to indicate their polarity.

Printed circuit mounting capacitors are also known as just "PC" capacitors, and "radial" capacitors. These terms can be applied to practically any component that is intended for vertical mounting on a printed circuit board.

The other standard form for capacitors is the axial variety. These are tubular components having a leadout wire at each end, and intended for horizontal mounting. In other words, components that look rather like resistors, but are usually somewhat larger than normal 0.25W resistors.

The term "axial" can be applied to any component of this general form. Axial capacitors normally have "+" and (or) "-" markings, plus an indentation around the body near the positive leadout wire.

IN USE

Using a non-polarised capacitor in place of a polarised type is all right from the electrical point of view, but is not likely to be very practical. Non-

polarised capacitors are generally much larger than polarised types having similar values, and are also much more expensive.

Using a polarised component in place of a non-polarised type is definitely not advisable. A polarised capacitor only functions properly if it is subjected to a d.c. signal of the correct polarity, and a suitable signal may not be present. Also, polarised capacitors tend to be much lower in quality than non-polarised types.

It is not a good idea to use an electrolytic capacitor where a tantalum type is called for. Tantalum capacitors are superior to the average electrolytic type in several respects.

They generally have closer tolerances, lower leakage currents, and work better at high frequencies. There are a few high grade and relatively expensive electrolytics which might give good results when used in place of a tantalum type, but it is advisable to err on the side of caution and use the specified type of capacitor.

ALL CHANGE

Switches are often described as something like "s.p.d.t." in components lists and component catalogues. Abbreviations such as this tend to cause a certain amount of consternation amongst beginners, but there are only four of them, and they are really quite easy to understand.

These are the meanings of the four abbreviations:

- s.p.s.t. single-pole single-throw
- s.p.d.t. single-pole double-throw
- d.p.s.t. double-pole single-throw
- d.p.d.t. double-pole double-throw

A single-throw switch is a simple on/off type. A double-throw switch is one which provides what is more commonly called a "changeover" action. In other words, there are three tags, and the middle (moving) one connects through to one or other of the other two tags, depending on the setting of the switch.

A single-pole switch has just one set of contacts. a double-pole type has two sets, and is effectively two switches operated in unison.

The circuit symbols for the four types of switch, and how these relate to practical switches, is shown in Fig. 2. The tag arrangements shown are the most common ones, but they are not truly universal. With any switch it is not a bad idea to check what connects to where using a continuity tester (i.e. multimeter set to Ohms range), rather than jumping to conclusions.

In component catalogues you may find that some types of switch are only available as s.p.s.t. and d.p.d.t. types. This rationalisation is possible because a d.p.d.t. switch can be used as a d.p.s.t. or s.p.d.t. type.

Simply ignore tags "d", "e", and "f", and the other three contacts provide a s.p.d.t. switch. Ignore tags "c" and "f", and the other four provide a d.p.s.t. action.

Although toggle switches are well known to those who build electronic projects, few newcomers to the hobby

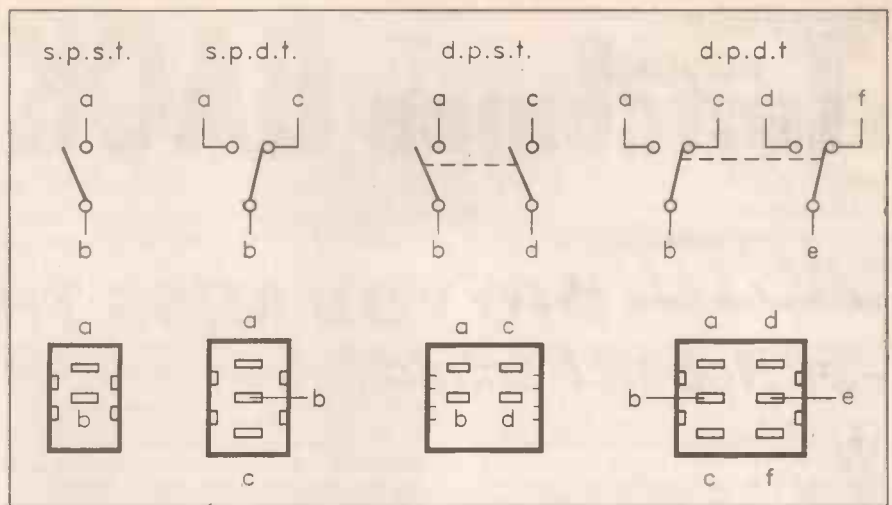


Fig. 2. Circuit symbols and most common tag arrangements for the four basic types of switch.

seem to have heard of "toggle" switches before. They are just switches that are operated via small levers. Believe it or not, the lever of a toggle switch is called a "dolly".

With relay contacts and switches you may sometimes encounter the abbreviations "n.c." and "n.o.", which stand for "normally closed" and "normally open". These terms are used to describe single-throw switches that are biased to one position.

For example, a pushbutton switch that has contacts which close when it is operated, and open again when it is released, is a normally open switch. A normally closed switch is the opposite of this, with the contacts opening when the switch is operated, and closing when it is released.

CHOKED UP

The word "choke" seems to be rather less used now than it was in the past. Even some relatively experienced constructors seem to be puzzled by references to this type of component.

It is merely an alternative name for an inductor, and it is mainly used when referring to small inductors for use in radio frequency equipment (r.f. chokes). It is occasionally applied to larger inductors, such as those used in mains interference suppressors.

D.I.L. stands for "dual-in-line", and it is a term normally applied to integrated

circuits. These mostly have two rows of pins spaced 0.3 inches apart, or 0.6 inches in the case of large devices having more than about 22 pins. Pin spacing is 0.1 inches. The term "d.i.l." can be applied to any component that has two lines of pins, such as banks of miniature printed circuit mounting switches, and integrated circuit holders.

There are also s.i.l. (single-in-line) components which have a single row of pins, but these are relatively rare. The only common examples are banks of resistors, and integrated circuits that are designed to handle high powers. At one time there were also q.i.l. (quad-in-line) integrated circuits, but this type of encapsulation now seems to be obsolete.

When ordering integrated circuits you do not normally need to specify a d.i.l. or (where appropriate) s.i.l. encapsulation. Most integrated circuits are available from manufacturers in a variety of case styles, including various surface mount types. In general, component retailers only offer the plastic s.i.l. or d.i.l. version of a device.

If two versions are available, the article concerned should clearly state which version is required. In most cases the type numbers will be slightly different anyway, with the suffix usually indicating the case style ("CP" for a plastic d.i.l. encapsulation for example).

ACTUALLY DESIGNING IT!

Starting in *EPE* November issue:
An enticing new series explaining in simple steps how a multitude of circuits can be designed from very simple building blocks.

Don't miss "TEACH-IN '96"
Subscribe NOW!

We can supply back issues of *EPE* by post, most issues from the past five years are available. An index for each year is also available – see order form. Alternatively, indexes are published in the December issue for that year. Where we are unable to provide a back issue a photostat of any *one article* (or *one part* of a series) can be purchased for the same price.

DID YOU MISS THESE?

APRIL '94 Photostats Only (see below)

PROJECTS ● MOSFET Variable Bench Power Supply ● *EPE* Soundac PC sound output board ● CCD TV Camera, Part 2/Frame Grab ● Impulse Clock Master Unit ● Telephone Ring Detector.
FEATURES ● Best of British, Part 1 ● Calculation Corner, Part 4 ● Electronics Workbench Review ● Free Wall Chart – Electronics Formulae 2.

MAY '94

PROJECTS ● Simple TENS Unit (transcutaneous pain relief) ● Capacitance/Inductance Meter ● L.E.D. Matrix Message Display, Part 1 ● Stereo Noise Gate ● Dual Stepping Motor Driver for PCs.
FEATURES ● Calculation Corner, Part 5 ● Best of British, Part 2.

JUNE '94

PROJECTS ● Microcontroller P.I. Treasure Hunter ● Digital Water Meter ● Microprocessor Smart Switch ● Advanced TENS Unit (transcutaneous pain relief) ● L.E.D. Matrix Message Display, Part 2.
FEATURES ● Best of British, Part 3 ● Calculation Corner, Part 6.



JULY '94

PROJECTS ● Voxbox Voice Recording Board ● Simple NiCad Charger ● Watering Wizard (automatic garden watering) ● Pocket Print Timer ● Stereo HiFi Controller, Part 1.
FEATURES ● Best of British, Part 4 ● Calculation Corner, Part 7.

AUG '94

PROJECTS ● Experimental Noise Cancelling Unit ● Dancing Fountains, Part 1 ● Charged-Up (PC battery tip) ● 6802 Development Board ● TV Camera Update ● Stereo HiFi Controller, Part 2.
FEATURES ● Calculation Corner, Part 8 ● Best of British, Part 5 ● I'll Be Seeing You (multimedia communications)

SEPT. '94

PROJECTS ● Protector Plus Car Alarm ● Greenhouse Watering System ● Experimental Seismograph, Part 1 ● Three-Channel Lamp Controller ● Dancing Fountains, Part 2.
FEATURES ● Calculation Corner, Part 9 ● The Invisible Force (magnetic force).

OCT. '94

PROJECTS ● Digilogue Clock ● Visual/Audio Guitar Tuner ● Hobby Power Supply ● Audio Auxilexer ● Experimental Seismograph, Part 2.
FEATURES ● Electronics from the Ground Up, Part 1 with Free PC Software ● Calculation Corner, Part 10.

NOV. '94 Photostats Only (see below)

PROJECTS ● 1000V/500V Insulation Tester ● Video Modules, Part 1 (Simple Fader, Improved Fader, Video Enhancer) ● Active Guitar Tone Control ● Power Controller ● TV Off-er.
FEATURES ● Electronics from the Ground Up, Part 2 ● Consumer Electronics Show.

DEC. '94

PROJECTS ● Spacewriter Wand ● *EPE* Fruit Machine ● Universal Digital Code Lock ● Video Modules, Part 2 (Horizontal Wiper, Vertical Wiper, Audio Mixer) ● Rodent Repeller.
FEATURES ● Electronics from the Ground Up, Part 3 ● Embedded Controllers ● Index for Volume 23.



JAN. '95 Photostats Only (see below)

PROJECTS ● Magnetic Field Detector ● Moving Display Metronome ● Model Railway Track Cleaner ● Beating the Christmas Lights ● *EPE* Fruit Machine, Part 2 ● Video Modules, Part 3 (Dynamic Noise Limiter, System Mains Power Supply).
FEATURES ● Electronics from the Ground Up, Part 4 ● Electromagnetic Compatibility ● Checking Transistors.

FEB '95

PROJECTS ● 12V 35W PA Amplifier ● Foot-Operated Drill Controller ● The Ultimate Screen Saver ● MIDI Pedal Board ● Model Railway Signals.
FEATURES ● Electronics from the Ground Up, Part 5 ● Transformerless Power Supplies ● Quickroute 3.0 Review.

MARCH '95

PROJECTS ● Multi-Purpose Thermostat ● Name of the Game-1 Counterspell ● Sound Activated Switch ● Audio Amplifier ● Light Beam Communicator.
FEATURES ● Electronics from the Ground Up, Part 6 ● Understanding PIC Microcontrollers ● Visio Graphics Software Review.
FREE Multi-Project PCB with this issue.



APRIL '95

PROJECTS ● National Lottery Predictor ● Auto-Battery Charger ● Light-Activated Switch ● Switch On/Off Timer ● Continuity Tester ● Name of the Game-2 Counterspin.
FEATURES ● Electronics from the Ground Up, Part 7 ● Circuit Surgery ● The Hard Cell (Mobile Telephones).

MAY '95

PROJECTS ● PIC-DATS-1 (PIC Development and Training System) ● R.F. Signal Generator – 1 ● MIDI Pedal ● Club Vote Totaliser ● Name of the Game-3, On Your Marks and Games Timer.
FEATURES ● Electronics from the Ground Up, Part 8 ● Las Vegas Show Report.

JUNE '95

PROJECTS ● PIC-DATS-2 (PIC controlled 4-Channel Light Chaser) ● *EPE* HiFi Valve Amplifier – 1 ● R.F. Signal Generator – 2 ● AA to PP3 Converter ● Name of the Game – 4, Star-Struck!, Six-Shot Light Zapper, Wander Wands.
FEATURES ● Electronics from the Ground Up, Part 9 ● Smart Cards.

JULY '95

PROJECTS ● Windicator ● Curtain Winder ● Ramp Generator – 1 ● High Voltage Capacitor Reformer ● *EPE* HiFi Valve Amplifier – 2
FEATURES ● Bridge Rectification Enhanced ● Ingenuity Unlimited.

AUG '95

PROJECTS ● Solar Seeker ● Personal Practice Amplifier ● Infra-Red Remote Control Unit ● Versatile Microcontrolled 3-Digit Timer ● Ramp Generator – 2.
FEATURES ● Static ● Circuit Surgery.

BACK ISSUES ONLY £2.50 each inc. UK p&p. Overseas prices £3.10 each surface mail, £4.10 each airmail.

We can also supply the following issues from earlier years: 1989 (except March, June and Nov), 1990 (except March), 1991 (except Aug., Sept. and Nov.), 1992 (except April and Dec.), 1993 (except Jan., Feb. and March), 1994 (except April and Nov.), 1995 (except Jan.). Please note we are not able to supply copies (or 'stats of articles) of *Practical Electronics* prior to the merger of the two magazines in November 1992.

Where we do not have an issue a photostat of any *one article* or *one part* of a series can be provided at the same price.

ORDER FORM – BACK ISSUES – PHOTOSTATS – INDEXES

Send back issues dated

Send photostats of (article title and issue date)

Send copies of last five years indexes (£2.50 for five inc. p&p – Overseas £3.10 surface, £4.10 airmail)

Name

Address

I enclose cheque/P.O./bank draft to the value of £.....

Please charge my Visa/Mastercard £.....

Card No. Card Expiry Date

Note: Minimum order for credit cards £5. Please supply name and address of cardholder if different from that shown above.
 SEND TO: Everyday with Practical Electronics, Allen House, East Borough, Wimborne, Dorset BH21 1PF.
 Tel: 01202 881749. Fax: 01202 841692.

Send a copy of this form, or order by letter if you do not wish to cut your issue.

M9/95

Baylin Publications

ALL ITEMS EX-STOCK.

Ku Band Satellite TV, Theory, Installation & Repair 4th Edition. Footprints, dish theory, cables, site survey, polar mount adjustment. **£25.**

European Scrambling Systems, Circuits, Tactics & Techniques. By John McCormac, digital sound, smart cards, pirate decoders, for hackers. 4th Edn. **£32.**

World Satellite TV & Scrambling Methods. 3rd Edition, by Baylin, Madox & McCormac for the service engineer. **£29.**

Home Satellite TV Installation Videotape. Forty minutes VHS Pal. See how 3 metre dishes are installed. **£27.**

Satellite Installation Guidé. 3rd Edition. By John Breeds. **£15.**

The Satellite Book. 3rd Edition. A complete guide to satellite TV. Theory and practice by John Breeds. **£32.**

TVRO System Analysis and Aiming Software. 5.25 or 3.5 disk, (DOS 3.2). Calculates dish size and lists coordinates of all satellites in view. **£39.**

Satellite Toolbox Software, for IBM Comp. Hard Disk- 5.25 or 3.5. **£59.**

Wireless, Cable & SMATV, Microwave broadcasting & cable TV. **£35.**

World Satellite Yearly by Dr. Baylin, Loading and 200 Footprints. **£59.**

PRICES INCLUDE P. & P. UK. Airmail Europe add 10%. Outside Europe + 30%.

24 River Gardens, Purley, Reading. RG8 8BX. England.

Tel/Fax 01734-414468

Mobile 0836-582785

Pay by: UK£ cheque,

Access, Mastercard,

Visa,

C.O.D.

World Satellite TV and Scrambling Methods

The Technicians' Handbook



SUMMER 1995 CATALOGUE



The Summer '95 edition has 280 pages packed with over 4000 products and now with news and features including a full construction project.

► The computer section is greatly increased with new ranges of equipment and accessories for PCs including:

Mother boards, CPUs and SIMMs
CD ROM drives and hard drives
Sound cards, I/O cards, disc drive cards and video cards
Mice, trackerballs and joysticks
Power supplies and cases

£1.95
+ 30p p&p

- Feature project for an EPROM emulator
- New 20MHz 'scope from Leader, training systems from Flight and an extended range of mobile phone batteries and accessories from Uniross
- Latest addition from Velleman kits including a video digitiser card
- 280 pages, 26 sections, over 4000 products from some of the worlds finest manufactures and suppliers
- Available at most large newsagents, from 13th April, or directly from Cirket
- **Send for your copy today!**

Cirket




Cirket Distribution Ltd

Park Lane · Broxbourne · Hertfordshire · EN10 7NQ
Telephone: 01992 448899 · Fax: 01992 471314

Dianamic MPLC1000™

The Dianamic MPLC1000 is an industrial specification Programmable Logic Controller with both ANALOGUE & DIGITAL I/O capability, at an affordable price.

STARTER KIT CONTAINS: MPLC, IBM PC programming interface & compiler, detailed programming & interfacing manual.



- PROGRAMMED IN BASIC
- ANALOGUE CAPABILITY
- 16 I/O PORTS(A&D)
- STANDALONE OPERATION
- APPLICATIONS LIMITED ONLY BY YOUR IMAGINATION

Measuring just 68mm X 72mm. The MPLC is a stand alone micro computer, programmable in BASIC. An on board EEPROM stores your compiled programme and 16 channels of I/O interface to the real world. But that's not all -Despite the small footprint, the 16 channels of I/O can be configured as digital inputs, digital outputs, analogue inputs, or pulse counters or any combination thereof. If that is still not enough, the MPLC1000 has on board timers and can drive LCD displays directly. It can talk to external devices using the I²C protocol and also possesses an onboard 9600 baud RS232 interface. You might be forgiven for thinking that this type of performance comes at a price. Simply put, it doesn't. One of our main design aims was to produce the lowest cost analogue capable MPLC in the world...

Call NMB Marketing on Tel: 0171-731-8199

London House, 100 New Kings Road, London SW6 4LX. Fax: 0171-731-8312

VANDATA

PETER UNWIN



Tow and know! Make sure your caravan or trailer is still on tow with its multiple lighting network intact and functional, and understand more about high current monitoring.

VANDATA is a repeater and monitor system designed to interface between a towcar and a caravan. It should be suitable for most cars with 12V, negative earth electrical systems, and any Caravan or Trailer that has on-board battery charging.

There are two parts to Vandata, a Boot unit, and a smaller Dash Display unit which has light emitting diodes on a remote ribbon cable extension to permit mounting in a restricted space.

In addition to indicating the correct operation of all exterior lights and indicators (except Reverse), it confirms that the caravan refrigerator has been set to 12V operation.

It is not an Alarm system, but a constant monitor giving a pre-journey "cock-pit check" and reassurance en route.

DESIGN CONSIDERATIONS

Many points were considered in the design. Reliability was paramount – in some instances, the unit might only be required for a few hours on a handful of days each year. It must impose a low load on the existing wiring, so that normal in-car fault indicating circuits are not confused. The voltage repeaters and current detectors should introduce no appreciable loss, and the complete unit when not in actual use should ideally consume no current.

Any modification to the caravan must be of a very minor nature and not render it incapable of being towed by any non-equipped vehicle. Conversely, the equipment should permit any caravan to be towed, although the full facilities offered by the unit may not then be fully realised.

COMPONENT CHOICES

When considering what form the Vandata design should take, the author first examined what he could achieve using modern semiconductor technology. Matters were not straightforward!

In the field of automobile electrics, many major changes have taken place in the past few years, but one of the more subtle is the increasing use of sealed, or semi-sealed batteries, together with very

high current output alternators. This has resulted in many manufacturers applying to the system a lower charging voltage with closer control.

The Continentals in particular often work in the 13.6V to 14.2V bracket, i.e. virtually tolerated around the accepted voltage at which lead-acid batteries can be left on permanent charge. Low-voltage, high-current circuits such as those with which we are dealing have a rather intrusive associated problem, namely voltage drop. With a starting voltage of, for example, 13.9V it is quite difficult to ensure a 12.6V supply at the back-end of a caravan, let alone insert additional electronics whilst in transit!

This ruled out the use of emitter-follower devices in the Vandata design, the inherent 0.7V base-emitter drop being unacceptable. Power MOSFETs have a very low saturation voltage when used in common-source mode, but in common-drain, source-follower mode they suffer from an even less acceptable gate-source limit. Although *pn*p power MOSFETs work beautifully in common-source mode and feeding from the positive supply, they require additional circuitry in the form of inverting drivers, and are frightfully expensive.

HIGH SIDE POWER DRIVERS


A fairly recent arrival on the component market, certainly as far as the home constructor is concerned, is the High Side Power Driver. This type of device provides an interface between low power control logic and high current loads. From a first study it has everything one could ask for in the Vandata application, and a prototype was constructed using VN05 and VN20 devices. Several problems soon became obvious.

For the design in mind, nine devices were required together with additional circuitry where change-over functions were planned. The in-built load detection facility would have been useful had the loads been single, but apart from the fridge, all the loads were multiple.

For example, many caravans have one or more low wattage side repeaters in addition to the 21W direction indicators. The high-density 5-pin lead-outs would have made a double-sided p.c.b. virtually essential when planning input and output tracks of between 3A and 10A capacity. Together with the need to heatsink all nine devices, the budget ran at double that for electromechanical relays.

Similarly, load-detector i.c. UL2455 appeared to be the logical choice for current detection, and would have been ideal had the loads been in the range of 5W to 25W, as would be the case within the caravan itself. However, to detect, for example, two 21W Stop lights required a "sense" resistor of the order of only six milliohms. Any higher loads would require "cable drop" sensing, i.e. outside the unit.

Furthermore, an automobile can be a rather hazardous environment for semiconductor devices: reversed batteries, open circuit batteries causing abnormal alternator output, and (you had better believe it!) 24V batteries used for jump-starts are but a few of the problems to be considered.



LO-TECH RULES OK

However, the author had six reed relay switches left over from a burglar alarm design completed some 12 years ago. Consequently, needing to monitor so many amps, he decided to see how they would behave as current detectors.

Although their specifications look wider than the proverbial barn door – 20 to 40 amp-turns (AT) for make, and 8 to 25 AT for break – in the near perfect inductance of a few turns of heavy gauge copper wire, they behave far better than could have been hoped. Not only did they perform almost identically, but a further supply purchased this year were indistinguishable from the twelve year old “spares”.

Tests using a simple coil of 16 s.w.g. enamelled wire, single layered on a 9/64in. former around a reed switch, gave reliable “make” at 12 AT, making it straightforward to determine the coils required. The caravan fridge, a single load of approximately 8A (100W) presented no problem, nor did the detection of the presence or absence of one 21W bulb out of two, as represented by the Stop and Fog lamp circuits.

The failure of one 21W bulb when in parallel with a 5W one, as represented by the right and left indicators with a side repeater light fitted, was also reliably detected. In fact, the relays performed every bit as well in this application as the semiconductor circuit.

Furthermore, when not in actual use a relay design need not be connected across the car battery supply, and so draws no quiescent current. Also, open-circuit relay contacts are largely self-protecting.

RIDING LIGHT

The Riding light load presented an entirely different problem. Whereas the lamp circuits already mentioned are fairly standard for a large number of caravans, the low wattage of the individual bulbs and the variable mix of wattages involved in the riding circuits made the loss of one bulb unpredictable.

Caravan input connections are separated into left and right hand sides. The front and rear bulbs are 5W each, but the number plate may be illuminated by one or two bulbs of either 3W or 5W, usually fed from the left. In addition, many makes are fitted with 5W white/red repeaters on the sides. Some rear clusters also incorporate two 5W rear Riding lights on each side, in line with current automobile practice.

The total number of Riding lights on different caravans can vary, some having eight, others might have five, for example. Then it was discovered that four bulbs of one make drew more current than five equally rated bulbs of another. Obviously it would be an extremely complex task to design a current monitor to cope with such varied lighting circumstances.

It was decided, therefore, to settle for a straightforward “Circuit Fail” limit of approximately 2A to the left and right circuits combined. A compromise perhaps, but one which should suit all caravans. A small element of customising was not to be ruled out, but the basic remit was first and foremost a “fit and forget” unit, with doubtful indications being worse than none.

REVERSE ENGINEERING

Already it had been decided that no cockpit monitoring was required for lights



which are visible in the driver's rear view mirrors. Reversing lights remained the only circuit left to be considered.

Only recently have caravans started to appear with reversing lamps in the rear clusters, but it is by no means universal and some manufacturers only fit them on certain models. The author does not have them on his caravan, using instead an audible bleeper fitted under its rear, operated by the selection of reverse gear, an arrangement which requires no visual indication.

Consequently, Vandata has been designed without provision for monitoring reversing lights. If they do become mandatory, the author suggests that two Xenon strobe lights and either a bleeper or a recorded message would satisfy all parties – perhaps a good use for the *EPE Voxbox* of July 1994?

TOWING CONNECTIONS

Details of the connections to the two interfacing plug/socket units, usually situated adjacent to the towball, are shown in Table 1. The connectors are mechanically identical, only a different arrangement of “pins” and “tubes” prevents them being interconnected. The 12S connector (“Supplementary”) is white (or grey) and the 12N (“Normal”) is black.

Note that the 12N terminals 5 and 7 give separate access to the left and right riding lights of the caravan. As far as the author is aware, only cars produced in Germany have this facility fitted as standard. The Vandata unit only offers combined control of these two terminals.

In order that the Vandata unit is only

operative when a caravan is coupled, and also as proof to the driver that it IS electrically coupled, it is required that connector 12S/7 (black), currently unallocated, is coupled to the caravan's battery charging circuit via connector 12S/2 (blue). As a short term measure, this could be done at the 12S plug, but is best accomplished at the junction/fuse box, usually in one of the front lockers, where the 12S cable terminates and the interior caravan wiring takes over.

If the connection between these two wires is made at the caravan side of the fuses, two functions may be achieved. Firstly, a check is automatically made on the charging voltage reaching the battery circuit (a battery does not have to be fitted). Secondly, the link may be anything from a few centimetres of wire to several metres, in which case it can be used to convey some additional item of information to the car driver: the author has fitted a magnetic switch adjacent to the caravan handbrake mechanism, only closed when the hand brake is fully off. He used to have a habit of driving away with the brakes not fully released!

Conventionally, 12S/4 and 12S/2 are separately wired: 12S/4 directly from the car battery and 12S/2 via a split-charge relay which also feeds, through separate contacts, the fridge connection on 12S/6. The author is unfamiliar with the device, never having used one, but understands that the recommended circuit is prone to several pitfalls, such as the fridge operating itself from the caravan battery if the common supply fuse blows, and the caravan battery discharging into the car starting circuit if the relay cannot be operated from the alternator.

Table 1. 12N and 12S connector wiring.

12N	Terminal	Colour Code	12S
L-IND	1	Yellow	Reversing Lights
Rear Fog	2	Blue	Batt. Charge
Earth (return)	3	White	Earth
R-IND	4	Green	Int. Lights
R-Side/Tail/Number plate	5	Brown	Not used
Stop Lights	6	Red	Refrigerator
L-Side/Tail	7	Black	Not used

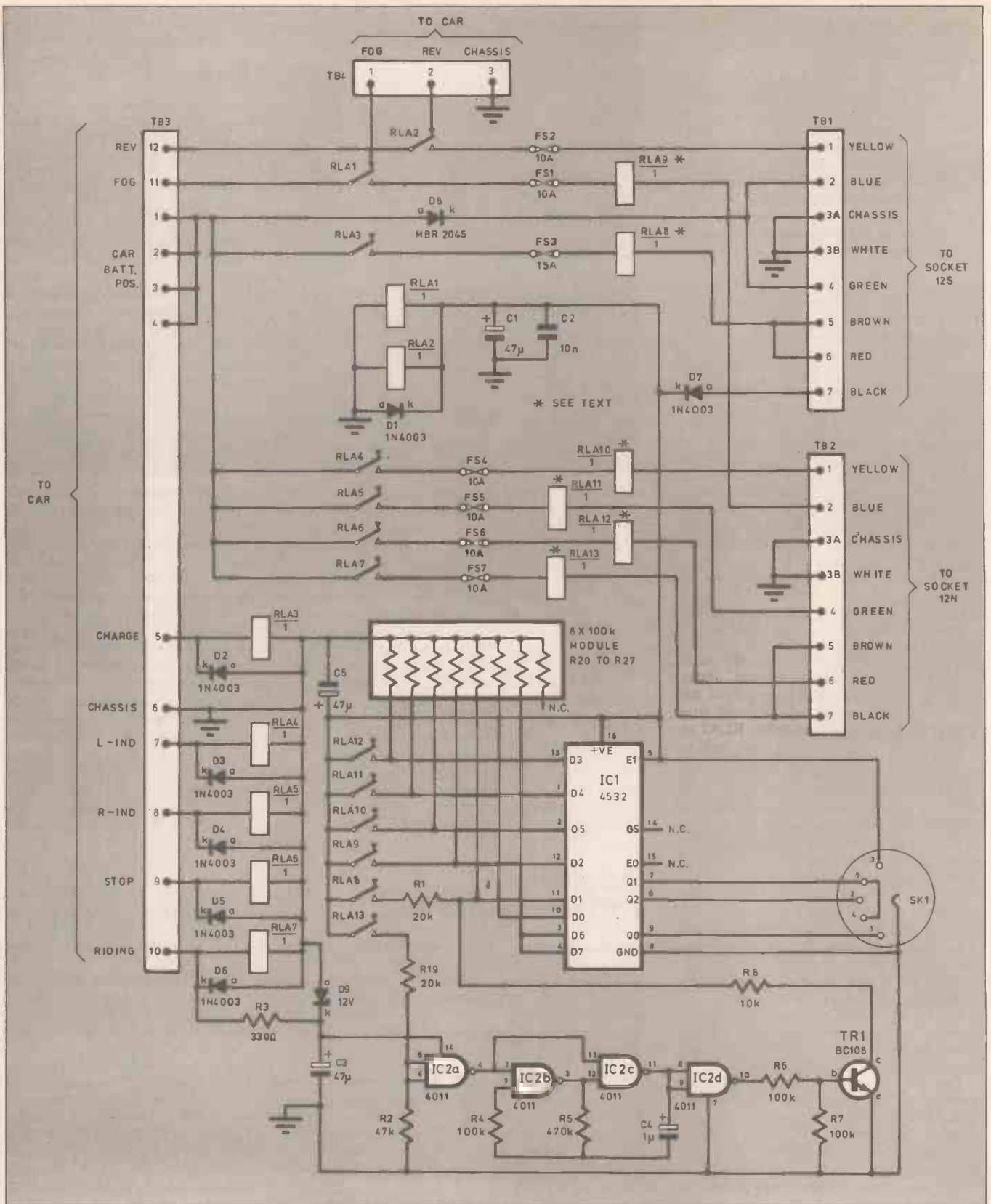


Fig. 1. Circuit diagram details for the current sensing system of Vandata.

The author has always used a diode in the caravan charge/lighting circuit, previously a high-current germanium type (a rare bird these days), but changing to a Schottky diode as soon as their advantages became apparent. These include a lower V_f than conventional silicon diodes, particularly at less than rated current, and a robust ability to withstand surges. With such a diode in circuit there is no possibility of any reverse feed from the caravan battery and connector 12S/2/4 can be commoned in the Vandata unit.

CIRCUIT DESCRIPTION

Generally speaking, from hereon connections to the terminal blocks TB1 and TB2 will be referred to by their destination (towing) socket numbers, 12S and 12N respectively. This enables the same tests quoted to be carried out on the terminal blocks and the car sockets when fully wired up.

Thus a reference to 12S/1, for example, will refer to terminal block TB1 pin 1 when

testing the unit in the workshop, but will refer to the car socket 12S pin 1 connection if testing at that end is required. Similarly, 12N/1/2/4 refers to terminal block TB2 pins 1, 2 and 4 as well as the same pins of connector 12N.

Referring to the circuit diagram in Fig. 1, the car battery and associated charging circuits supply power to the Boot Unit via connector TB3 pins 1 to 4. This is a permanent connection, but no current will flow in the quiescent state. When the caravan 12S plug is mated with

its connector, usually adjacent to the towing hitch, the car's +12V supply is fed to the caravan battery terminals via Schottky diode D8.

Charging of the caravan battery will only take place when the car alternator (i.e. the engine) is running. The diode prevents any chance of the caravan battery supplying current to the car. By virtue of a wired addition to the caravan already mentioned, and irrespective of whether a caravan battery is actually fitted, this supply is returned to the car and Boot Unit by connector 12S/7. Diode D7 protects against caravan battery reversal.

The returned supply, only present when the caravan is actually coupled, powers the supervisory circuit in the Boot Unit and supplies the dashboard mounted Display Unit via socket SK1. It also operates relays RLA1 and RLA2. The relays provide the optional facility to disconnect the towing vehicle's rear fog and reversing lights when actually towing, to prevent a disconcerting glare reflected from the front of the caravan.

The caravan's rear fog and reversing lights (if the latter are fitted) will be operated irrespective of whether this option is invoked by the car supplies being redirected from inputs TB3/11 and TB3/12 to connections 12N/2 and 12S/1.

When the alternator is running, the charge output is applied to TB3/5 and operates RLA3 supplying current to the fridge, (connections 12S/6 and 12S/5).

It should be noted that the electrical systems of certain cars, notably those of French manufacture, do not always produce this additional voltage output, and RLA3 must therefore be operated from another source. Relays RLA4 to RLA7 are each operated, individually or in combination, when the car's right indicator (R-Ind), left indicator (L-Ind), footbrake (Stop) and side/rear (Riding) lights are respectively selected.

These inputs are on TB3 pins 7 to 10 with the corresponding relay outputs on connector 12N pins 1, 4, 6 and 5/7. Diodes D1 to D6 limit back e.m.f. from the relay solenoids. All relay outputs are fused, and although the fuse ratings may seem

somewhat high, they are there to protect printed circuit tracks and cableforms, reduce fire risks and introduce as little voltage drop as possible.

REED RELAYS

Reed relays RLA8 to RLA13 have their coils inserted in the current paths of the outputs to be monitored. Satisfactory loading of any selected circuit operates the associated reed switch. The switches have one side commoned to the +12V supply from the caravan. When either or several of these relays are operated, the switches connect the inputs of IC1 (normally grounded by resistors R20 to R26) to a logic 1 level.

Component IC1 is an 8-bit to BCD (binary coded decimal) priority encoder, with only inputs D1 to D5 used. Table 2 shows how the inputs are interpreted, the outputs Q0 to Q2 representing the address of the highest active input, irrespective of the state of the other inputs. This action is used so that only one condition or state, and therefore indication, is displayed by the dashboard unit.

The selection of Riding lights (TB3/10 and RLA7) also powers IC2, via resistor R3. Capacitor C3 provides local decoupling and diode D9 a measure of over-voltage protection.

IC2 is a quad 2-input NAND gate of which two gates, IC2b and IC2c, are configured as a square-wave oscillator running at about 1Hz. The oscillator is normally inhibited by a third gate, IC2a, inverting the logic 1 applied to its pins 5 and 6 by the contacts of RLA13. Oscillation frequency is set by resistor R5 and capacitor C4.

In the event of insufficient or no current in the RLA13 coil, its contacts will not close and so IC2a has its inputs biased low via resistor R2. The high output from IC2a thus allows IC2b/c to oscillate. The

Table 2. Consequential truth table for IC1

CONDITION	INPUT STATE	OUTPUT STATES	Q2	Q1	Q0
IC1 powered	All low		0	0	0
Fridge On	D1 high		0	0	1
Fog lights	D2 high		0	1	0
Stop lights	D3 high		0	1	1
R-Ind	D4 high		1	0	0
L-Ind	D5 high		1	0	1

output from IC2c, buffered and inverted by IC2d and transistor TR1, modulates the voltage on the D1 input of IC1 (pin 11) provided by the fridge current detector RLA8, resistors R1 and R8 being the effective components.

Note that IC2d output pin 10 is low in both the unpowered and inhibited states. TR1 is required so that IC1 pin 11 is unaffected when IC1 is not powered. Outputs Q0, Q1, Q2 are taken to SK1 terminals 1, 4/5 and 2 respectively.

It could be argued that R-Ind should have a higher priority than L-Ind, but this is of no significance since they are not selectable simultaneously, both having equal status. In the event of Hazard selection, both rear indicators will flash correctly, although the supervisory indication will be L-Ind.

Normal driving, day or night, will be with IC1 output Q0 high. In the event of Riding light failure, it will alternate high and low.

DISPLAY STRATEGY

The overall Display Indication strategy can best be appreciated after considering the circuit diagram of the Display Unit itself, as shown in Fig. 2. The Display Unit is powered from the Boot Unit, via a DIN-to-DIN cable between sockets SK1 and SK2, and therefore is only powered when the caravan connection is complete. The BCD outputs from IC1 of the Boot Unit in Fig. 2 are applied to pins 10, 13 and 12

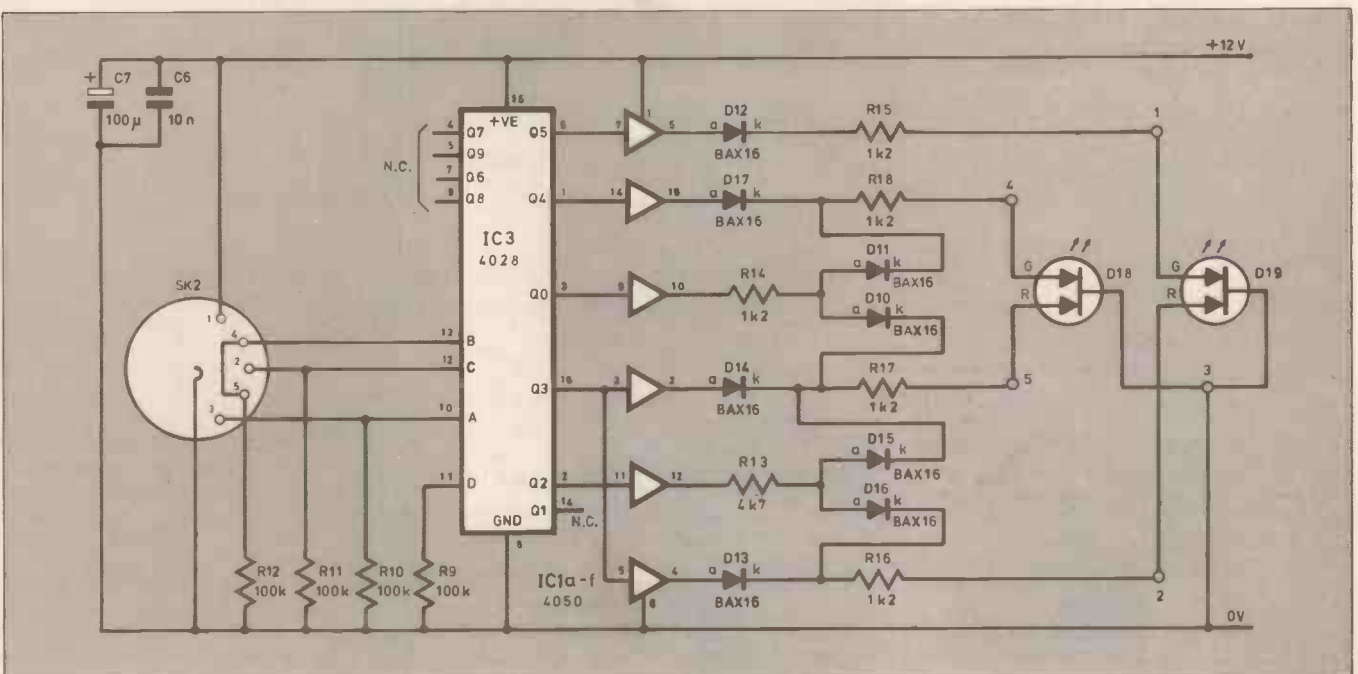
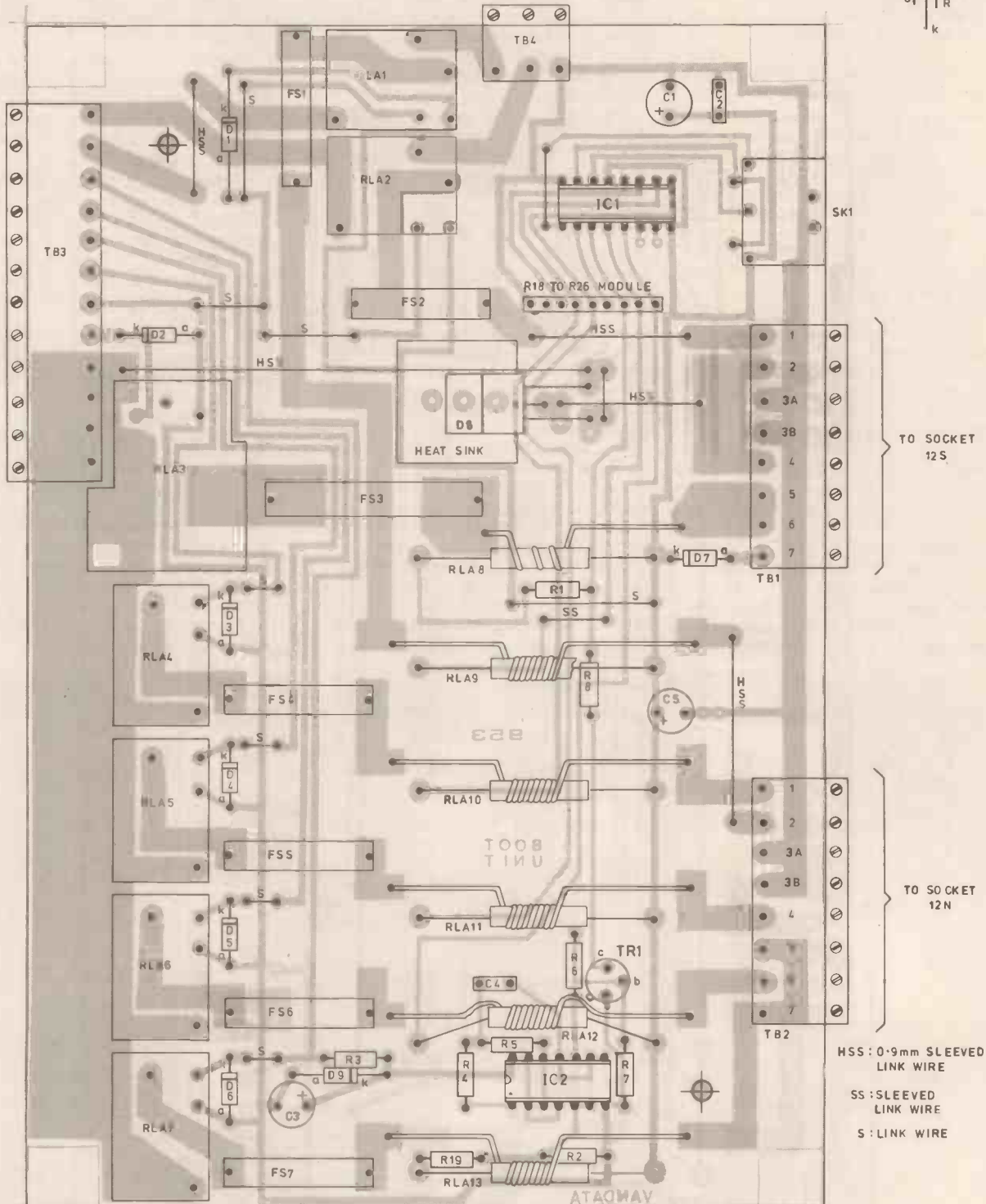
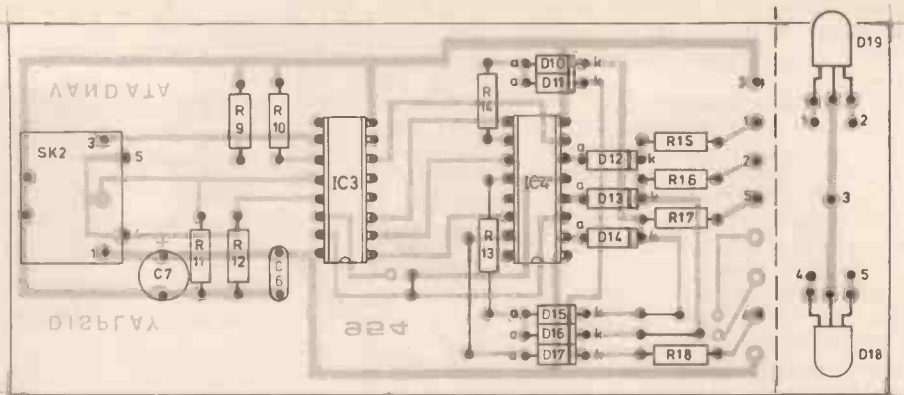


Fig. 2. Display unit circuit diagram details.

Fig. 3. Component positioning details for both printed circuit boards of the Vandata unit.



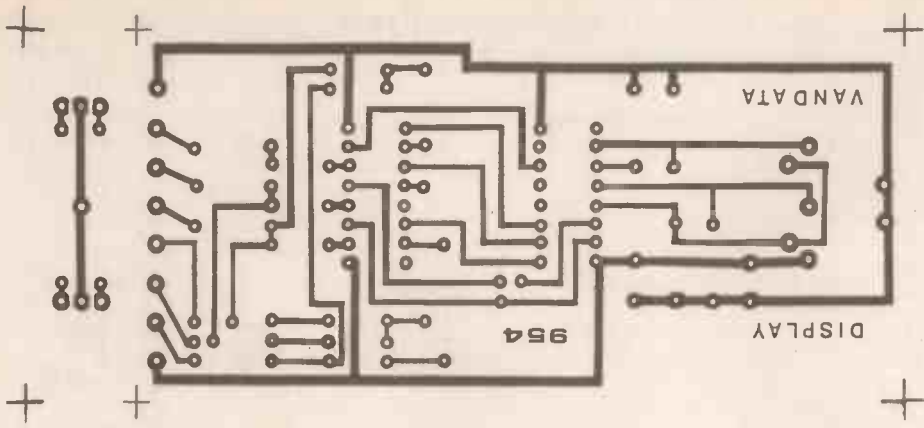



Fig. 4. Full size copper foil track master pattern for both printed circuit boards of the Vandata unit.



(in increasing order of significance) of the BCD to decimal decoder IC3. All of the inputs are normally held low, including the unused pin 11, by resistors R9 to R12. With all inputs low, output Q0 (pin 3) is held high.

Subsequent input code changes will cause the appropriate outputs Q1 to Q5 to go high, only one output being active at a time. The outputs are coupled via hex buffer IC4 to operate the tricolour light emitting diodes (l.e.d.s) D18 and D19 via a series of resistors/diodes. Readers may spot that diode D12 is not really necessary, but it simplifies the calculation for resistor R15!

The display combinations available are shown in Table 3. The centre column describes the output states of IC3 and the component path from IC4.

CONSTRUCTION

Details of the component and track layouts for the Boot Unit and Display Unit printed circuit boards (p.c.b.s) are shown in Fig. 3 and Fig. 4. These boards are available from the *EPE PCB Service*, codes 953 and 954, respectively.

The large copper areas on the Boot Unit p.c.b., and the gauge of some component pins make a soldering iron of reasonable wattage essential, the author suggests 45W minimum.

First, carefully cut off the small section of the Display p.c.b. which holds the l.e.d.s. Next, fit the Boot Unit link wires, noting that some should be of heavier duty wire and that some must be sleeved. All small components can now be soldered in. All the i.c.s are CMOS devices and the normal precautions should be taken, ensuring that you discharge static electricity from yourself before handling them, by touching a grounded item first, for example. The use of sockets for the i.c.s. is recommended.

Schottky diode D8 is in a DO220a case and should be mounted flat to the board on its heatsink.

COIL WINDING

The winding of the reed relay coils needs a little care and patience. Coils for RLA9 to RLA13 use 0.9mm (20 s.w.g.) enamelled copper wire, close wound on a 4mm former (drill shank), then slid onto an 18mm length of plastic tubular drinking straw and doped up with 5-minute epoxy. Fig. 5 shows the final shaping. RLA9 and RLA12 require six full turns, RLA13 eight full turns, and RLA10 and RLA11 eleven full

Table 3. Connector condition, signal state/routing and display indications

	CONDITION	SIGNAL/ROUTING	INDICATION 1
1	Caravan connected Engine Off	output 0 (pin 3) high R14, D10, R17, D18 (red) R14, D11, R18, D18 (green)	D18 amber
2	Engine running Fridge On	output 1 (pin 14) high not used	None
3	Riding Fail	Alternate Cond 1/Cond 2	D18 Flashing
4	Fog lights	output 2 (pin 2) High R13, D15, R17, D18 (red) R13, D16, R16, D19 (red)	D18 + D19 red (Low intensity)
5	Stop lights	Output 3 (pin 15) High D13, R16, D19 (red) D14, R17, D18 (red)	D18 + D19 red (High intensity)
6	R-Ind	Output 4 (pin 1) D17, R18, D18 (green)	D18 green (High intensity)
7	L-Ind	Output 5 (pin 6) high D12, R15, D19 (green)	D19 green (High intensity)



turns. The reed switches themselves are slid into the tube of the coil assembly.

Relay RLA8 spans a different board spacing to the others, and should be wound using 1.25mm (18 s.w.g.) enamelled wire; 3.5 turns are required, spaced by a single turn thickness. The two ends of the coils should be thoroughly cleaned and pre-tinned before fitting to avoid any possibility of a bad joint, since the coils are part of the high current paths.

If specific requirements make it desirable to modify any of the reed relay coils, it must be born in mind that the back of a caravan is a long way from the test bench. Variable voltages under different load conditions, lamps from alternative manufacturers with different consumption, installation variations, cable resistance (and inductance), and thermal inertia, i.e. filaments remaining hot

from a previous operation make it prudent to have a minimum current/turns product of about 17.

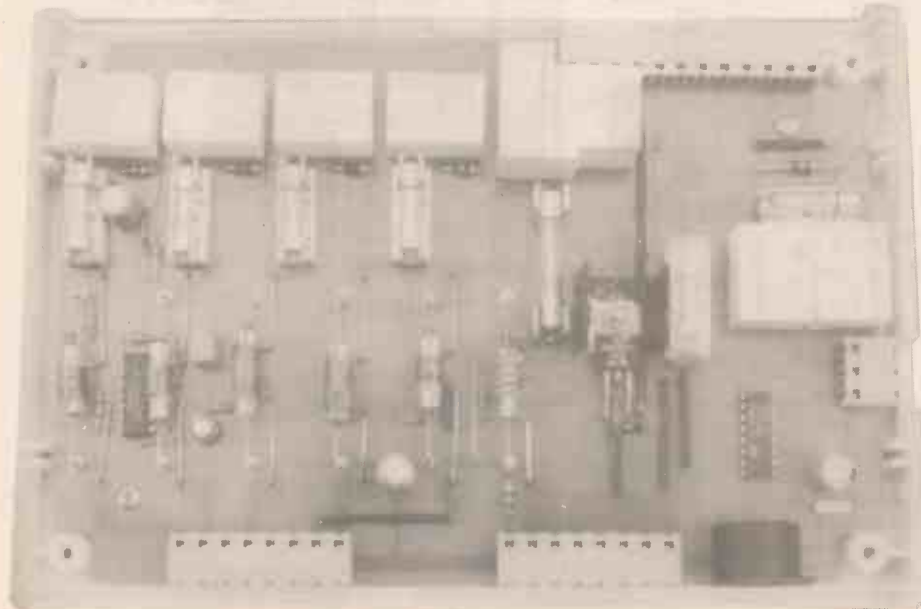
The reed switches should be soldered directly to the turret pins, not wrapped, and positioned centrally within the coils.

CASE ASSEMBLY

The Boot Unit box should be employed "upside-down", the p.c.b. mounted in the white half. The p.c.b. needs rectangles removed from each corner to make it fit. Cut slots in the box to suit the board mounted connectors.

With the Display Unit box, a slot should be cut to allow the ribbon cable to pass through to the two tricolour l.e.d.s. on their small board. Cable length will depend on the installation requirements.

The interconnecting braided cable between the two units, from SK1 to SK2, uses the same DIN plugs at each end. To enable the lead to work any way round they should be wired "mirror image", i.e. 1-3, 2-2, 3-1, 4-5. On both p.c.b.s, SK1 and SK2 pins 4 and 5 are common. The braiding connects the metal shells of the sockets as a screened Earth connection. To ensure satisfactory Earthing, link the two half shells with a short length of soldered braid.



COMPONENTS

Resistors

R1, R19	20k (2 off)
R2	47k
R3	330Ω
R4, R6, R7,	
R9 to R12	100k (7 off)
R5	470k
R8	10k
R13	4k7
R14 to R18	1k2 (5 off)
R20 to R27	100k x 8 resistor module
All 0.25W 5% carbon film or better	

See
**SHOP
TALK**
Page

Capacitors

C1, C3,	
C5	47μ elect. 63V (3 off)
C2, C6	10n polyester 63V (2 off)
C4	1μ polyester 63V
C7	100μ elect. 16V

Semiconductors

D1 to D7	1N4003 rectifier diode (7 off)
D8	MBR2045 Schottky diode
D9	12V 1W Zener diode
D10 to D17	BAX16 signal diode or similar (8 off)
D18, D19	tricolour l.e.d. (2 off)
TR1	BC108 npn transistor, or similar
IC1	4532B 8-bit priority encoder
IC2	4011B quad 2-input NAND gate
IC3	4028B BCD to decimal decoder
IC4	4050B hex buffer

Miscellaneous

RLA1, RLA2,	
RLA4 to	
RLA7	s.p.c.o. 12V 10A p.c.b. mounting relay (6 off)
RLA3	s.p.c.o. 12V 16A p.c.b. mounting relay
RLA8 to	
RLA13	reed relay switches (6 off) (see text)
FS1, FS2,	
FS4 to FS7	10A 20mm fuse (6 off)
FS3	25A 1.25in fuse
TB1	12-way p.c.b. mounting screw terminal block
TB2	3-way p.c.b. mounting screw terminal block
TB3, TB4	8-way p.c.b. mounting screw terminal block (2 off)
SK1, SK2	5-pin DIN p.c.b. mounting socket (2 off)

Printed circuit boards for Boot and Display unit (pair) available from the EPE PCB service, code 953 and 954; 14-pin d.i.l. socket; 16-pin d.i.l. socket (3 off); turret pins for reed switches (12 off); dual-tone case for Boot Unit 205mm x 140mm x 40mm; case for Display unit 110mm x 56mm x 22mm; p.c.b. mounting fuse clips, 20mm (6 off); p.c.b. mounting fuse clips, 1.25in (2 off); 4-way braided cable, length to suit; 5-way ribbon cable, length to suit; 7-way cable, length to suit; slotted heat sink for diode D8, 19mm x 17mm x 20.5mm; 5-pin DIN line plugs (2 off); 18 s.w.g. and 20 s.w.g. enamelled copper wire for coils (see text); interconnecting link wire; solder etc.

Approx cost
guidance only

£57
excl. cables

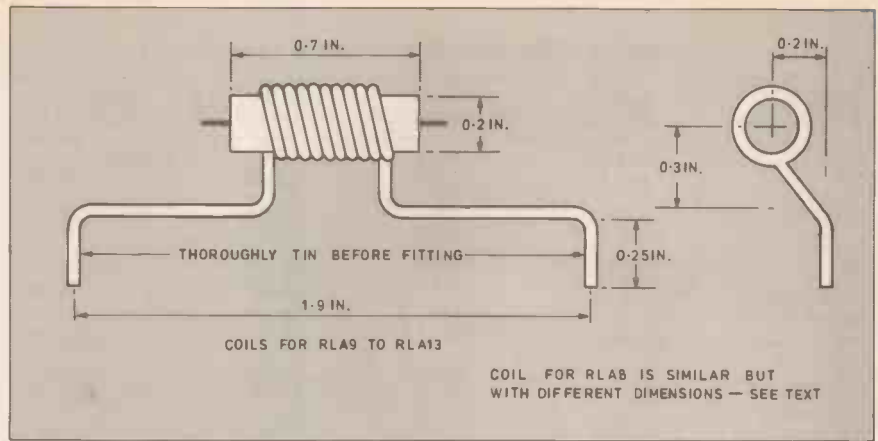



Fig. 5. Details of how the coils are wound.



Close-up detail of two of the coils wound around their reed switches with a plastic former in between.

FIRST TESTS

When installed, the unit will, in all probability be rather inaccessible, and the high currents involved may easily damage a faulty board. A short time spent on some straightforward checks is therefore worthwhile. After cleaning the boards (I.P.A. or Meths) give them a thorough visual inspection. Dry joints are a particular problem with heavy-gauge pins and wire.

Connect a low current 12V supply directly to the Display board, 0V to the Earthy end of one of resistors R9 to R12, and +VE to pin 1 of the DIN socket. Diode D18 should light, amber. With these connections retained, momentarily make the connections between the +12V supply and the following pins of socket SK2, and check that the results are as shown:

Pin 3	No l.e.d.s on
Pin 4	Both l.e.d.s red, low brightness
Pins 3 and 4	Both l.e.d.s red, high brightness
Pin 2	D18 green, high brightness
Pins 2 and 3	D19 green, high brightness

MAIN TESTING

Connect the two boards together using the DIN-to-DIN lead. Examination of the track of the Boot p.c.b. will show that there is no continuity between the Input Earth (TB3/6) and the Output Earths, TB4/3, 12S/3A and 12N/3A. Damage to p.c.b. tracks may result if Earth return currents flow in other than their intended paths. The above mentioned connections should therefore be taken, independently, to the negative side (0V) of the 12V supply.

Now connect a +12V supply to TB3/1/2/3/4. If the source is not protected, the use of an in-line fuse of about 5A is a wise precaution. The units should draw no current at this time and no l.e.d.s should light.

With a multimeter set to the appropriate mode and range check the following connections and results:

CONNECTION	RESPONSE
TB3/12 to TB4/2	continuity
TB3/11 to TB4/1	continuity
TB3/12 to 12S/1	open circuit
TB3/11 to 12N/2	open circuit
12S/1/5/6/7	no voltage*
12N/1/2/4/5/6/7	no voltage*

(* with respect to common negative)

Temporarily connect 12S/2 to 12S/7 and establish that:

Relays RLA1 and RLA2 operate (audible click); D18 lights amber.

Check now:

CONNECTION	RESPONSE
TB3/12 to 12S/1	continuity
TB3/11 to 12N/2	continuity
TB3/12 to TB4/2	open circuit
TB3/11 to TB4/1	open circuit

A selection of short croc-clip to croc-clip jump leads will prove most useful for the following tests:

CONNECTION	RESPONSE
+12V to TB3/5	+12V at 12S/5/6
+12V to TB3/7	+12V at 12N/1
+12V to TB3/8	+12V at 12N/4
+12V to TB3/9	+12V at 12N/6
+12V to TB3/10	+12V at 12N/5/7

Audible indication of relay operation should be heard at each test.

SUPERVISORY TESTS

Temporarily link a bridge wire between the mounting pins of the reed switches as follows:

BRIDGE	RESPONSE
RLA8	D18 extinguishes
RLA8, RLA9	D18, D19 Low brightness red
RLA8, RLA9, RLA12	D18, D19 High brightness red
RLA8, RLA12, RLA11	D19 High brightness green
RLA8, RLA12, RLA10	D18 High brightness green
RLA10 and RLA12 unbridged	D18, D19 off

CONNECTION	RESPONSE
+12V to TB3/10	D18 flashes
RLA13 contacts bridged	D18 off

Table 4. Loaded testing checks and results.

FUNCTION SIMULATED	LOAD WATTS	LOAD CONNECTION	+12V SUPPLY CONNECTION	DISPLAY RESULT
Fridge	21 + 21 add 21	12S/6 12S/6	TB3/5 TB3/5	No change D18, D19 off
Fog light	21 add 5 + 5	12N/2 12N/2	TB3/11 TB3/11	D18 amber D18, D19 red
Stop	21 add 5 + 5	12N/6 12N/6	TB3/9 TB3/9	D18 amber D18, D19 red
L-Ind	5 add 5 + 5	12N/1 12N/1	TB3/7 TB3/7	D18 amber D19 green
R-Ind	5 add 5 + 5	12N/4 12N/4	TB3/8 TB3/8	D18 amber D18 green
Riding	5 add 21 5 add 21	12N/5 12N/5 12N/7 12N/7	TB3/10 TB3/10 TB3/10 TB3/10	D18 flashing D18, D19 off D18 flashing D18, D19 off
Final Riding check - RLA8 contacts bridged:				D18, D19 off

If the supervisory tests all prove to be satisfactory, then it is very unlikely that any fault exists.

LOADED TESTING

Further tests to check the sensitivity of the reed relay coils and switches can now be made. Car bulbs are the best source of high wattage test loads, a selection of 5W and 21W being necessary.

Testing now requires either a regulated power supply capable of delivering 12.6V at up to 20A, or a 12V car battery. A battery charger is not suitable.

Maintain the Earth connections and connect the +12V supply to TB3/1/2/3/4. Ensure 12S/2 is linked to 12S/7. D18 should light amber.

Connect the loads as detailed in Table 4 using several bulbs in parallel where shown. The bulbs are connected between the designated load connection and 0V (Earth). Remove the bulbs after each path is proved to be satisfactory. **Note: bulbs get HOT!**

At this stage it may be worth considering customising RLA13. If the unit is to be used exclusively for one caravan only, then the exact number of bulbs and total wattage of the Riding lights will be known and the number of coil turns can be re-evaluated. As commented on earlier, though, be aware that bulbs from different manufacturers may draw different currents even though they nominally have the same wattage.

CAUTION

The manufacturer's recommendations on such matters as disconnection of the battery before undertaking any electrical work should be studied, particularly where alarms, immobilisers and processor-controlled engine management systems are concerned.

INSTALLATION

Only general advice can be given about siting the Boot Unit because of the variety of vehicles into which it may be fitted. It should be within the boot or rear area of the vehicle which provides the shortest cable run to the ball hitch, or to the bracket on which the 12S and 12N sockets are fitted. Keep the two runs of 7-core cable as short as possible.

If the muting facility available on Fog and Reversing lights (either or both) is required then these feeds must be located, cut and reconnected to TB4. Any existing split-charge relays or supplementary indicator relays used in a previous installation should be removed.

If efficient operation of the fridge and caravan lights is to be achieved, voltage drop must be kept to a minimum. The four Earth points of the Boot unit should be taken to the nearest manufacturer's Earth point(s) using 28 x 0.3mm cable (offcuts of 12S white), and soundly terminated (TB3/6, TB4/3, 12S/3A and 12N/3A).

CABLING FACTS

Under some circumstances, the current into the unit can be up to 15A, increasing to 18A if fog lights become necessary, plus a further 5A to 6A if an indicator and the stop lights are invoked. The following cable facts become relevant:

For a length of up to four metres, the maximum current recommended in either 35 x 0.3mm or 19 x 0.1mm cable is 5A, rising to 10A if the run is two metres or less, even though the nominal rating of either is 21A, with a resistance of 0.0075 ohms/metre. Therefore, a minimum of three runs of such cable should be adequate for most installations, assuming the run to be under four metres.

However, a highly suitable cable is currently available (see Shop Talk) which is primarily intended for in-car hi-fi installations (NOT suitable for starter motors!) but perfect for this application.

It consists of 700 strands of 0.12mm copper, giving a cross section area of 8 sq. mm. Theoretically this gives a rating of 80A, but more importantly a resistance of only 0.002/metre. Connection to this is best made by several pigtailed of say 21 x 0.3 or 28 x 0.3 (off-cuts of 12S 7-core) soldered

and taped at each end. Connector TB3 accepts four such pigtailed.

VEHICLE CONNECTIONS

Connection to the battery positive line should be via a 25A fuse. Any cable runs must be clear of moving parts, sharp edges etc., and should be secured at regular intervals. The author's vehicle has plastic trunking from front to rear under the floor, which makes an ideal path for such cables.

The "Charge" connection also needs to be run to the engine compartment. Any sensible cable (9 x 0.3mm) is suitable, and may well be run alongside the power cable. It should be connected to the supplementary output of the alternator. Some expansion may be required here, in view of more "subtle changes" the automobile industry are springing on the unsuspecting.

The so called "Ignition Warning Light" is usually connected between the ignition switch and the supplementary low current output on the alternator. When the ignition is switched on, the battery circuit is completed through the lamp and the effective ground of the idle alternator. When the alternator starts producing current, this "backs-off" the battery supply, and the lamp goes out. It is this low current source that is conventionally used to provide the current to operate the fridge relay, so that this load is not in circuit unless the engine is running.

Unfortunately, as mentioned above, certain manufacturers, Ducellier, Valeo, SEV Marschal, Paris-Rhone and possibly others, produce alternators with a "Simulated Warning Light" connection in place of the one previously mentioned. This consists of (effectively) a transistor, normally biased on when the alternator is idle, but cut off when the alternator is generating. The effect on the warning light is the same, but obviously it is no longer a source that can be used in the same way.

Note that the makes mentioned do not automatically imply a "Simulated" output. Only examination can ensure a positive identification. (Beware of measuring the leakage through the warning bulb itself!)

OFFICIAL ADVICE

The advice currently being offered by Caravan Associations for conventional fridge/charge relay connections in these circumstances is to operate the relay from the ignition switch. This means that the fridge is in operation if ignition is selected for any one of many car accessories, it also



means that the caravan battery is already in parallel before cranking commences. Without the protection of a suitable diode, very high currents could flow in conductors not designed for starter motor supplies!

Vandata is ideal under these conditions, since the Schottky diode (D8) prevents the latter and more serious of the two problems. Dash indications remain as described, except that D18 (amber) should extinguish at "Ignition On" instead of when charging commences.

DISPLAY MOUNTING

The Display unit has been designed with a ribbon cable extension to the two l.e.d.s so that space for the complete box is not required immediately behind the fascia. The l.e.d.s should be fitted in any suitable position on the dash board or centre console where they can be seen at a glance, and the plastic box tucked away into any available nearby space.

The DIN-to-DIN cable also needs to be run from the boot to the rear of the dash area, concealed under the carpet and trims. Because of the design variety of vehicles, it is difficult to be more specific. On completion, one quick check is worth while: if a temporary short is applied between 12S/2 and 12S/7 at the coupling connector the right hand l.e.d. D18 should light amber.

CARAVAN WIRING IMPROVEMENTS

There are two improvements that can be made to conventional caravan wiring. The fridge, operating on 12V, draws between 7A and 10A, depending on size and type. All this current is allocated to one connector 12S/6 and one conductor. Voltage drop and impaired efficiency are inevitable in such a connection, and yet there is connector 12S/5 adjacent to it, unallocated and unused. The Vandata unit commons these two connections, so that anyone wishing to

join them (at the locker fuse box) will improve the fridge efficiency.

The second tip concerns the Earth wiring. Both connector 12S/3 and 12N/3 are designated as Earth connections. Both are sourced at the car chassis, yet very few manufacturers actually wire them together in the caravan. Apart from being electrically sloppy, this is a complete waste of good copper. The 12N Earth wire returns for much of the time only the occasional indicator or brake light currents, but if commoned at the caravan it can help to reduce the voltage drop in the 12S Earth from the steady fridge load. It also paves the way for simple refinements. For example, operating any of the exterior lights from the caravan battery.

However, the important point is that the only basic modification actually required for the satisfactory operation of Vandata is the strap, or loop from 12S/2 (blue) to 12S/7 (black), somewhere caravan-side of the plug. □

Ohm Sweet Ohm

Max Fidling

Salad days

The glorious summer weather always tempts me away from the workshop and my attention turns to the garden here at *Fidling Acres*. Standing proudly in one corner of the plot is my beloved glasshouse, by now a veritable production line of juicy red tomatoes! You would think that there was little scope to spice up my horticultural hobby with the addition of a few electronic gadgets, but you'd be wrong... and my four-legged fiend Piddles, a member of the animal species *Felinus Cleverdickus Maximus*, still does his best as usual to thwart my latest project!

Pondering this, my mind set to the task of inventing a way to keep my greenhouse well supplied with water – especially as holiday time loomed and my greenhouse would need to look after itself for a spell! Having given the tomato plants a lavish watering with the garden hose, I retired to the workshop to examine the prospects of automating the watering, while Piddles played around near the garden sprinkler which was aimed carefully at the melon patch nearby – strange because he loathed water!

I sought a way of automatically monitoring the dampness of the tomato plants, and turning on the water supply at the appropriate moment. I did have a further incentive because I wanted to cock a snook at my neighbours, and prove just how ingenious and self sufficient we Fidlings are! I could be the envy of my friends at the local horticultural society, too!

Setting to work in the 'shop, I leafed through my pile of yellowing magazines, in search of inspiration. In one of my overflowing boxes of bits I had gathered together a motley collection of washing machine spares, including quite a few water solenoid valves which I recall I had plundered from a defunct dishwasher. I always stored such stuff carefully away, since you never knew when it would come in useful, so I had tons of bits stored in old biscuit tins which were rusting away gradually on the shelves.

The solenoid valves were 240V mains operated, which deterred me not a jot. A simple solid-state moisture sensor, based on a rain alarm design I found in a magazine, was adapted to power the solenoid valve via an old Octal-base mains relay. A probe was assembled from a pointed piece of stripboard offset.

The valve turned on like a good 'un when the resistance of the probe fell below a certain level. Good! Bridging the copper strips with water (I used my soldering iron sponge) switched the valve off with a loud click.

Gleefully, I fitted the gizmo into an aluminium box, replete with a large bakelite control knob to enable me to set the watering level precisely (well, sort of precisely). The prototype was then fitted into the greenhouse, high up out of harm's way. A water supply was laid on and a variety of valves, all heavily swathed in gaffer tape, was installed via a web of green hosepipe.

Melon-choly

Over the next week or so the system gradually became more elaborate. Very cleverly, I thought, I added an extra circuit which enabled the garden sprinkler to turn on automatically and water the melon patch outside! I had prodded a moisture probe into the greenhouse soil, and another one in the melon patch.

Soon the system settled down so that the tomato plants received an automatic supply of water when the going got hot. I could almost hear them slurping it up in appreciation! Things were not so good in the melon patch nearby, though. Wilting leaves told me that the plumbious plants were not getting in on the act, and melons like nothing more than water – lots of it!

Piddles had become accustomed to the sight of the tangle of wiring and hosepipe,



this certainly hadn't prevented him from indulging in his daily mousing, and one morning he was rummaging around amongst the melon patch, much to my chagrin, while I was twiddling with the electronics in the greenhouse, trying to coax the sprinkler system into operation. I'd suspected that one of the solenoid valves was misbehaving, so after some ferreting in the workshop I'd searched out another.

Meanwhile, out of the corner of my eye I could see the tail of a certain moggie scooting amongst the melons erratically, like a submarine's periscope searching urgently for a kill. A plan formed...

Quickly fitting the hosepipe to the replacement valve and screwing the box back together, I switched on the mains supply and the water again, not wanting to miss this golden opportunity. With a flourish, I twirled the bakelite knob on the controller deftly and the solenoid valve clicked gratifyingly.

Water spluttered out of the sprinkler outside as the melons began to bask in the glorious water. The cat's tail drooped, a head popped up and then Piddles realising what I'd done, shot out of the melon patch at a grand rate of knots! A soggy moggie indeed! If only I'd got my Polaroid, the picture would have had pride of place above the bench!

One of my better days.

SEETRAX CAE RANGER PCB DESIGN

WITH COOPER & CHYAN AUTOROUTER

RANGER2 + SPECCTRA £400.00

RANGER & SPECCTRA AUTOROUTER
Together giving the most cost effective
PCB design system on the market TODAY!
SEETRAX'S ease of use combined with
COOPER & CHYAN'S renowned gridless
autorouter, at an outstanding price.

R2 Outputs: 8/9 & 24 pin printers, HP
Desk & Laser Jet, Cannon Bubble Jet,
HP-GL, Gerber,
NC Drill, AutoCAD DXF
Demo Disk available at £5.00 +VAT

RANGER2 £150

Upto 8 pages of schematic linked to artwork
Gate & pin swapping - automatic back annotation
Copper flood fill, Power planes, Track necking,
Curved tracks, Clearance checking,
Simultaneous multi-layer auto-router

RANGER2 UTILITIES £250

COOPER & CHYAN SPECCTRA auto-router (SPI)
Gerber-in viewer, AutoCAD DXF in & out

UPGRADE YOUR PCB PACKAGE
TO RANGER2 £60

TRADE IN YOUR EXISTING PACKAGE TODAY

Seetrax CAE, Hinton Daubnay House, Broadway Lane, Lovedean, Hants, PO8 OSG
Call 01705 591037 or Fax 01705 599036 + VAT & P.P

All Trademarks Acknowledged

LOW COST DEVELOPMENT SYSTEM

ECAL comprises a versatile relocatable assembler with
integral editor which runs about ten times faster than
typical assemblers. Support includes 4, 8, 16 & 32 bit
processor families including
75X, 6502, 6809, 68HC05/11,
8031/51, H8-300, 78K, PICs, ST6
& Z80/180, 68000, 80C186, H8-
500 & Z280.

ECAL is either available for a
single processor family or all
families.

Single processor version £295
Multiprocessor version.... £395

Overseas
distributors
required

OEMA Ltd.,
7 & 7A Brook Lane,
Warsash,
Southampton SO31 9FH
Tel: 01489 571300
Fax: 01489 885853

The PC based ECAL hardware emulator is fully
integrated with the assembler. Connection is made to
the target through the eprom socket so a **single** pod
can support all processors.
Facilities include windows for
the inspection or change of
registers or memory. You can
even watch your program
executing at source level!

Download time is about two
seconds!

Pods can be daisy-chained for
16/32 bit systems.

Applications include software
development, hardware
debug, test and, finally,
teaching about micro-
controllers in education.

ECAL emulator £475

**Quantity discounts of
up to 50% make ECAL
software ideal for
education.**



INTERFACE

Robert Penfold



LAST month's *Interface* article described the "Hamcomm 3.0" shareware program for decoding c.w., RTTY, etc. using a PC. The simple interface circuit described in that article relies upon the computer to handle just about everything. The interface does little more than amplify and clip the audio output from the receiver so that it can drive an input line of an RS232C port.

The interface described in the previous article is slightly more sophisticated than most interfaces of this genre, and it provides some audio filtering. However, it still leaves the vast majority of the signal processing to the computer.

Tone Decoder

Although "Hamcomm 3.0" is able to work well with a simple interface, it also has the ability to operate in conjunction with a "proper" external decoder. In the case of a c.w. decoder this simply has to take the CTS line of the serial port high when a tone is detected, or low when no tone is present. A practical tone decoder normally uses the arrangement shown in the block diagram of Fig. 1.

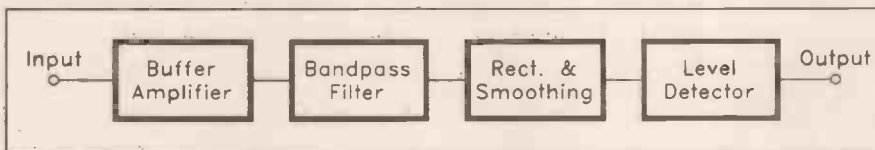


Fig. 1. Block diagram for a basic c.w. tone decoder.

The input signal is first fed to a buffer amplifier which ensures that the next stage is fed from an adequately low source impedance. The buffer stage is followed by a bandpass filter which has a narrow bandwidth. A c.w. signal consists of just a single tone, and it can therefore be accommodated by a bandwidth of just a few hertz.

In practice it is essential to use a wider bandwidth as it is otherwise virtually impossible to tune in a signal properly, and to

maintain sufficiently accurate tuning. There can also be problems with ringing effects in the filtering.

A practical system usually has a bandwidth of a few hundred hertz. This is sufficient to prevent the decoder from responding to signals on adjacent channels, but is not so narrow as to make the decoder difficult to use.

The filtering in the tone decoder is unnecessary if the receiver has a built-in c.w. filter. However, few communications receivers seem to have a c.w. filter as standard, and where available as an add-on it tends to be extremely expensive.

The output from the filter is fed to a rectifier and smoothing circuit. This produces a positive d.c. voltage that is roughly proportional to the strength of the output signal from the filter. A strong d.c. bias is therefore produced when the c.w. tone is present, but only a weak signal is produced when it is absent.

A level detector is driven from the output of the smoothing circuit, and its threshold level is set between the tone and no-tone output potentials of the smoothing circuit.

Its output therefore goes high when a tone is present, and low when it is not, giving the required tone decoding.

In practice the threshold level has to be something of a compromise. Setting it just above the normal noise threshold gives good sensitivity, but leaves the unit vulnerable to triggering from QRM or any bursts of increased background noise. A higher threshold level results in lower sensitivity, but gives better overall reliability.

Twin Peaks

The circuit diagram for a simple tone decoder for use with "Hamcomm 3.0" is shown in Fig. 2. IC1 acts as a straightforward non-inverting buffer stage at the input, and this feeds into a two stage bandpass filter based on IC2.

The two halves of the filter are essentially the same, but the filter resistors in the second stage (R6 and R8) are slightly lower in value than those in the first stage (R2 and R4). This gives slightly different centre frequencies, and an overall response that is slightly broadened.

The approximate frequency response of the filter is shown in Fig. 3. As can be seen from this, the bandwidth is still reasonably narrow, and the operating frequencies of the two stages are not far enough apart to produce dual peaks.

The overall centre frequency is at a little over 1kHz. The frequency response of the filter is something less than phenomenal, but it is quite good for a simple filter, and it produces good results.

The rectifier and smoothing circuit is a conventional half-wave type based on diodes D1 and D2. The time constant of resistor R11 and capacitor C9 must be long enough to give a large amount of smoothing, but short enough to avoid "smearing" of the c.w. signal. A time constant of about 50ms seems to give optimum results.

A voltage comparator, IC3 forms the basis of the level detector. The output from the smoothing circuit is connected to IC3's inverting input, and its non-inverting input is biased slightly positive of the central 0V supply rail.

The output of IC3 is normally high, but it goes low when the output voltage from the smoothing circuit exceeds the reference level at the non-inverting input. Note that this requires "Hamcomm 3.0" to be set to the "Reverse" keying mode. Resistor R14 introduces some hysteresis which helps to give "clean" switching from one state to the

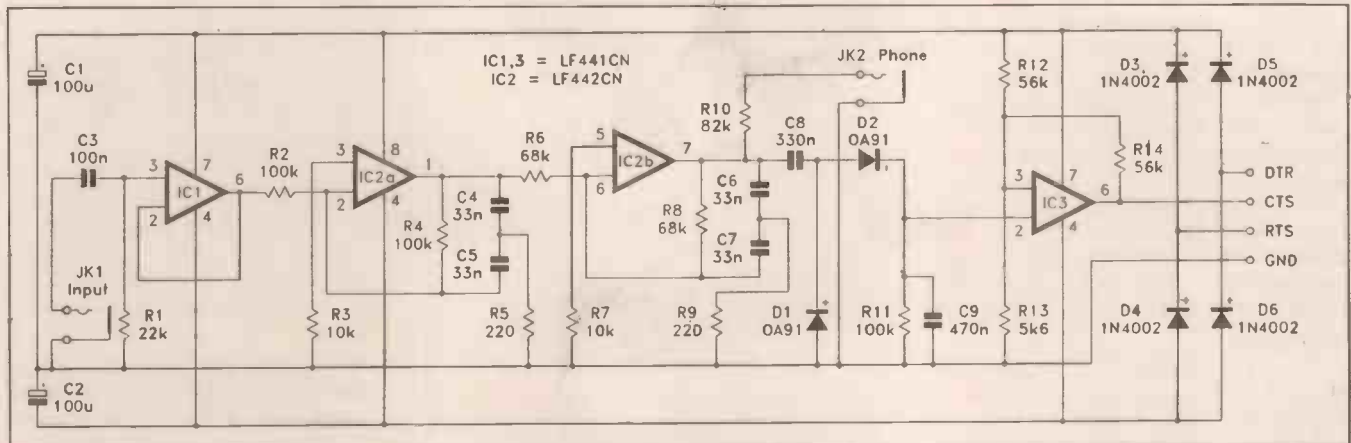


Fig. 2. The c.w. tone decoder circuit diagram.

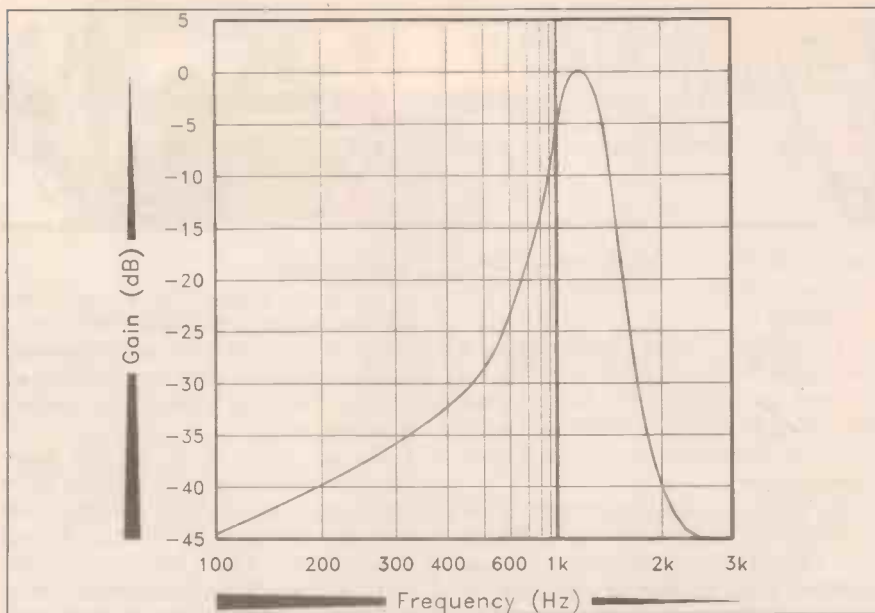


Fig. 3. The approximate frequency response of the bandpass filter.

other when there is a lot of noise on the input signal.

The value of resistor R13 sets the threshold level of IC3. Higher values give higher threshold levels, and lower values give lower threshold values.

The specified value gave good results when the decoder was used with the "REC" output of a Yaesu FRG-8800 receiver, but with other receivers it would probably be worthwhile experimenting with different values. It might be worth replacing resistor R13 with a 10k preset to enable the threshold level to be easily trimmed for optimum results.

The circuit is powered from the RTS and DTR outputs of the PC serial port. Diodes D3 to D6 form a bridge rectifier that ensures that the circuit is provided with supplies of the correct polarities. This gives nominal plus and minus 12V supplies, but the loaded supply voltage is likely to be somewhat less than this.

All three integrated circuits are low current types, which ensure that the loaded supply voltages are still perfectly adequate. The total current consumption of the circuit is only a milliamp or so. It is likely that the circuit will not function properly using ordinary operational amplifiers such as the LF351N and LF353N.

In Tune

For the decoder to work well it is essential that stations are tuned in accurately. As pointed out in last month's *Interface* article, "Hamcomm 3.0" has some sophisticated built-in tuning aids. Unfortunately, these are inoperative when an external tone decoder is used.

It is possible to get around this by including a simple interface as well as a tone decoder. This is possible because a simple interface and a tone decoder use different inputs of the serial port (DSR and CTS respectively).

The circuit diagram for a simple add-on interface for the tone decoder is shown in Fig. 4. This is just an open loop clipping amplifier. In use it was found to be not quite as useful as hoped.

The main problem is that the program cannot work using the simple interface and the tone decoder simultaneously. This requires some manipulation of the program settings when switching from tuning to reception, and vice versa, although the program's macro feature could probably make this process much quicker.

A more effective way of obtaining accurate tuning is to monitor the output from the filter using a crystal earphone connected to socket JK2. This enables the receiver's tuning to be set "by ear" for the strongest signal. Note that only a crystal earphone can be driven from JK2, and that there is insufficient drive current available for other types of headphone and earphone.

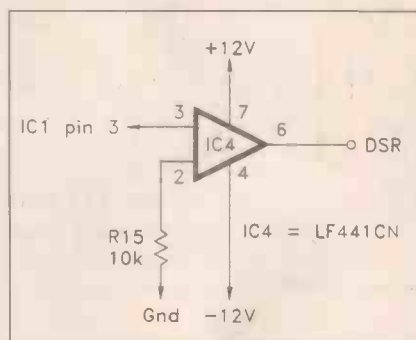


Fig. 4. Circuit for the add-on simple interface.

Construction

Construction of the interface is quite straightforward, and the general layout is not critical. Stripboard construction is perfectly adequate. Take due care when connecting diodes D1 and D2 as these are germanium diodes, and they are more vulnerable to heat damage than silicon types.

Connection details for 25-pin and 9-pin PC serial ports are provided in Fig. 5. In either case the connections are made to the computer via a female D-connector.

When using the interface remember to select "CW" from the "Mode" menu, together with "External Converter" and "Reverse" modes from the "Keying" menu. The external interface seems to give improved results when there are problems with QRM or general background noise. This is not to say that perfect decoding is always obtained.

Using an external decoder does not overcome problems with the software

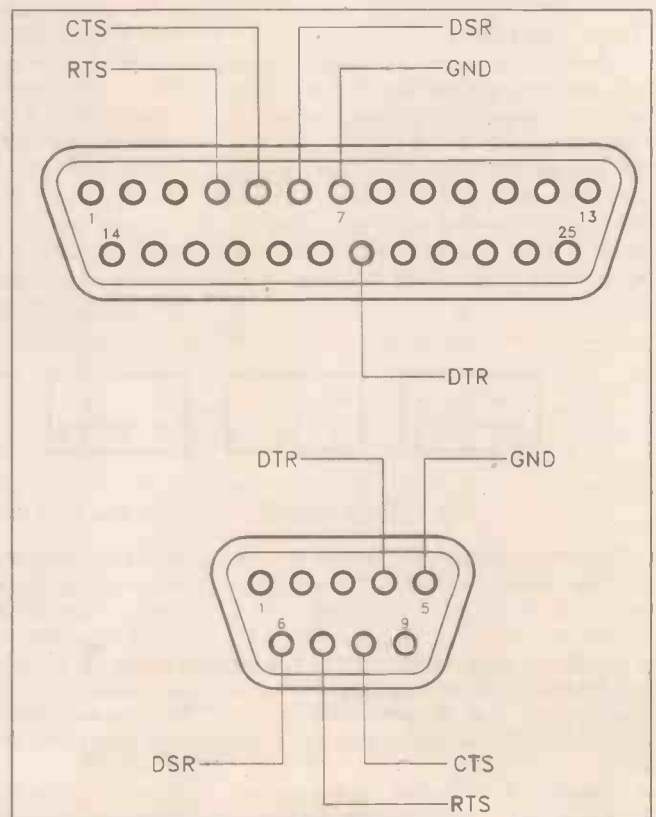


Fig. 5. Connections for 25-pin and 9-pin serial ports.

producing frequent "garbage" when decoding Morse code that has ragged timing. With a signal that is reasonably free from fading, and also has quite good timing accuracy, the system does produce copy that is reasonably error-free.

An advantage of using an external tone decoder is that it is far less demanding on the computer. This method should therefore work perfectly well with practically any PC, including something as basic as an XT type.

The "Hamcomm 3.0" program is available from The PDSL, Dept EPE, Winscombe House, Beacon Road, Crowborough, Sussex, TN6 1UL (Tel. 01892 663298, Fax 01892 661149).

MIXED-MODE SIMULATION. THE POWER OF VERSION 4.

New
Version 4

Analog, Digital & Mixed Circuits


Electronics Workbench®
Version 4 is a fully integrated schematic capture, simulator and graphical waveform generator. It is simple to mix analog and digital parts in any combination.

Design and Verify Circuits... Fast!

Electronics Workbench's simple, direct interface helps you build circuits in a fraction of the time. Try 'what if' scenarios and fine tune your designs painlessly.

Electronics Workbench®

The electronics lab in a computer™



More Power

Simulate bigger and more complex circuits. Faster. On average, Electronics Workbench Version 4 is more than 5 times faster than Version 3.

More Parts

Multiple parts bins contain over twice the components of Version 3.

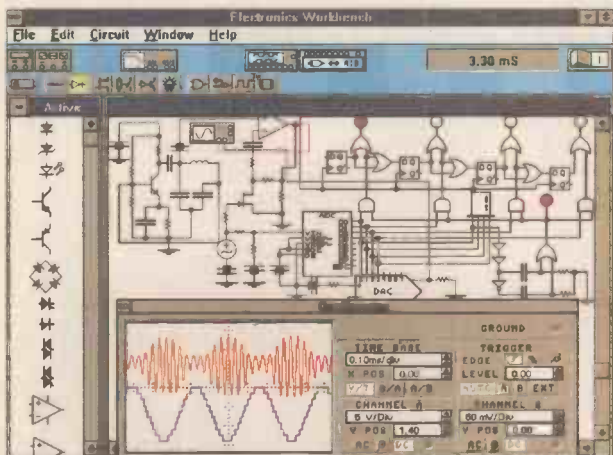
More Models

Over 350 real world analog and digital models are included free with Electronics Workbench. And, if you need more, an additional 2,000 models are available.

Incredibly Powerful. Incredibly Affordable.

If you need mixed-mode power at a price you can afford, take a look at this simulator and graphical waveform generator that mixes analog and digital with ease.

With over 20,000 users world-wide, Electronics Workbench has already been tried, tested and accepted as an invaluable tool to design and verify analog and digital circuits. With Version 4 true mixed-mode simulation is now a reality with incredible simplicity.



True mixed-mode simulation: Simultaneous AM transmission, digitization and pulse-code modulation of a signal.

Electronics Workbench™

The electronics lab in a computer™

Order Now! Just £199*

44-(0)1203-233-216

 Robinson Marshall (Europe) Plc

Nadella Building, Progress Close,
Leofric Business Park,
Coventry, Warwickshire CV3 2TF
Fax: 44 (0)1203 233-210

E-mail: rme@cityscape.co.uk

Shipping charges UK £5.99. All prices are plus VAT.
All trade marks are the property of their respective owners.
Electronics Workbench is a trademark of Interactive Image Technologies Ltd., Toronto, Canada.

* 30 Day money-back guarantee.



Australia: 2-519-3933 • Brazil: 11-453-5588 • Cyprus: 2-62-1068 • Denmark: 33-25-0017 • Finland: 0-297-5033 • France: 14-908 9000 • Germany: 711-62-7740 • Greece: 1-524-9981
Hungary: 1-215-0082 • India: 11-544-1343 • Israel: 3-647-5613 • Italy: 11-437-5549 • Japan: 3-3382-3136 • Malaysia: 603-7778945 • Mexico: 5-396-3075 • Netherlands: 18-031-7666
New Zealand: 9-267-1756 • Norway: 22-16-70-45 • Portugal: 1-814-6609 • Singapore: 462-0006 • Slovenia: 61-317-830 • South Africa: 331-6-8309 • South Korea: 2-2-222-3431
Spain: 1-553 3234 • Sri Lanka: 1-86-5970 • Sweden: 8-740-5500 • Thailand: 66-2-398-6952 • United Kingdom: 203-23-3216



INTERACTIVE

Don't despair . . . Repair!

The all new Electronics Service Manual shows you how to troubleshoot and repair electronic equipment successfully. It is suitable for the beginner and more experienced enthusiast, trainee or repairman.

You can become a repair expert

- Understand electricity and electronics.
- Confidently use test equipment to pinpoint problems.
- Become skilled at understanding flow charts, circuit diagrams and manufacturers data.
- Successfully identify components and understand their function.
- Learn how to skillfully remove and replace components.

One source for all your repair needs

The Electronics Service Manual will get you started, or help develop your skills, in repairing and servicing electronic equipment. Over 850 pages, loose leaf A4 format in a durable, sturdy ring binder all for just £39.95 plus £5.50 post and packing.


Continue to broaden your repair expertise

You'll receive regular Supplements (about five a year) with new technical notes and information to enable you to service and repair an increasingly wide range of equipment. Each Supplement contains around 160 pages all for only £23.50 plus £2.50 p&p. You can of course return any Supplement (within ten days) or cancel the Supplements at any time.

GUARANTEE

Our 30 day money back guarantee gives you complete peace of mind. If you are not entirely happy with the Manual, for whatever reason, simply return it to us in good condition within 30 days and we will make a full refund of your payment – no small print and no questions asked.

(Overseas buyers do have to pay the postage charge)



THE ELECTRONICS SERVICE MANUAL

Covers:

- Safety
- Underpinning Knowledge
- Practical Skills
- Test Equipment
- Technical Notes
- Reference Data
- Full Index

Easy to use format, professionally edited by Mike Tooley BA to be easily understandable by the beginner yet valuable to the more experienced enthusiast, trainee or repairman.

Wimborne Publishing Ltd., Dept. E8,
Allen House, East Borough, Wimborne,
Dorset BH21 1PF.
Tel: 01202 881749. Fax: 01202 841692.

PLEASE send me the ELECTRONICS SERVICE MANUAL

I enclose payment of **£45.45**. I shall also receive the appropriate Supplements several times a year. These are billed separately and can be returned (within 10 days) or discontinued at any time. Should I decide not to keep the Manual I will return it to you within 30 days for a full refund.

FULL NAME
(PLEASE PRINT)

ADDRESS.....

..... POSTCODE

SIGNATURE.....

I enclose cheque/PO payable to Wimborne Publishing Ltd.

Please charge my Visa/Mastercard (Access)

Card No. Card Exp. Date

ORDER FORM

Simply complete and return the order form with your payment to the following address:

Wimborne Publishing Ltd, Dept. E8,
Allen House, East Borough, Wimborne,
Dorset BH21 1PF

OVERSEAS ORDERS: All overseas orders must be prepaid and are supplied under a money-back guarantee of satisfaction. If you are not entirely happy with the Manual return it within a month for a refund of the purchase price (you do have to pay the overseas postage). SEND £39.95 PLUS THE POSTAGE SHOWN BELOW:

EIRE	AIR MAIL ONLY £11
EUROPE (E.E.C. Countries)	AIR MAIL ONLY £20
EUROPE (non E.E.C.)	SURFACE MAIL £20, AIR MAIL £26
U.S.A. & CANADA	SURFACE MAIL £25, AIR MAIL £32
FAR EAST & AUSTRALIA	SURFACE MAIL £31, AIR MAIL £33
REST OF WORLD	SURFACE MAIL £25, AIR MAIL £44

Note surface mail can take over 10 weeks to some parts of the world. Each manual weighs around 4kg when packed.

All payments must be made in £s Sterling payable to Wimborne Publishing Ltd. We accept Mastercard (Access) and Visa credit cards.

CAVE RADIO

MIKE BEDFORD



Going underground with Earth-Current Communications - an area where there is plenty of scope for the electronics experimenter. Help explore the secrets of below ground communications and make cave exploration safer.

A LUCKY escape and a longer stay underground than he bargained for when visiting a new kilometre long extension to Ogof Daren Cilau in the Brecon Beacons was experienced by South Wales caver Matt Ward. It was on his way back towards the entrance that a large rock dropped in a narrow section of passage just ahead of Matt and cut him off from the rest of his party. The alarm was raised and thanks to the sterling efforts of the Gwent Cave Rescue Team he was eventually freed from his confinement, remarkably not much worse for his two-day captivity.

The advance rescue team decided to lay a field telephone, normally a reliable choice, especially in unfamiliar territory like these new passages. However, the telephone did not perform well and there was never a successful link end-to-end. This was because the cable became torn apart in the arduous entrance passages.

Ogofone

The alternative communications technology was to use a Cave Radio, known locally as the "Ogofone" (ogof means cave in Welsh), and developed by Bob Williams and Ian Todd. This equipment was taken underground at quite a late stage in the incident whilst another group took the corresponding surface set to the precise spot on the hillside directly above the rock fall. From here the surface people had a line of sight back to the surface controller and could talk to him on a v.h.f. handset. Within five minutes they were also talking to the underground team through 100 metres of solid rock via the Ogofone, albeit too late to be of any help in the actual rescue. This illustrates how the lack of effective communications can often hinder cave rescue teams.

Community Contribution

World-wide, very few people are developing cave communication equipment. However, this lack of interest in the electronic side of potholing is not indicative of the popularity of caving as a sport - in the UK alone, there are an estimated 125,000 trips underground every year. The unfortunate consequences of this are the number of rescues. In 1994, the 15 rescue groups of the British Cave Rescue Council were called out to a total of 48 caving incidents involving 112 people. Sadly, five of these people didn't make it safely back to the surface.

What this means is that there's significant scope for innovation, and large numbers of people are potential beneficiaries of new developments in this area. If you take up the gauntlet, and decide to get involved in underground communication, therefore, you could make a significant contribution to the caving community.

Cave Radio

Orchestrating rescues is surely the most important use of cave radios and is probably the main motivation for people working in this area. Perhaps it's difficult to quantify the benefit of effective communications in emergencies, but there are certainly people walking about today who owe their lives to cave radios.

However, the cave rescue organisations are not the only potential users of cave radios. We could envisage, for example, the use of cave radios to prevent accidents, rather than just helping when they do occur. A caving party in touch with the surface, for instance, could be warned of impending wet weather and so make their exit before being trapped by rising water.

At the moment, cave radios are too expensive for this to be viable, but it must surely be the ultimate aim. However, even if widespread availability isn't currently a practical proposition, cave radios are used outside the rescue groups, primarily by cave surveyors, cave scientists, and, of course, those engaged in research and development of cave communications.

Molephone

Let us step back over a decade. For many years it had been known that the water thundering into the mighty shaft of Gaping Gill in the Yorkshire Dales, emerged some time later from the mouth of Ingleborough Cave, some two miles distant. However, after almost a hundred and fifty years of exploration, no connecting passage had ever been found. The complex surveys of both systems showed a number of points in Gaping Gill apparently close to points in Ingleborough Cave, but exactly which point should cavers explore to find the elusive link passage?

Since the surveyed points at the far extremities of both systems were likely to be in error, this search could have taken forever. Then, in 1983, technology came to the rescue in the form of the "Molephone", developed by Bob Mackin. Operating on 87kHz, and providing voice communication, this cave radio could also be used to pinpoint an underground transmitter from the surface. By providing additional fixed survey points in this way, the survey accuracy was improved and the likely break-through point identified. The link-up expedition was planned with military precision, TV crews and reporters alerted, and the through trip is now history.

More recently, the use of microprocessor-controlled data loggers has made scientists more productive, but frequent underground trips were still necessary to extract the collected data. Clearly the ultimate solution is to interface the data logger to a cave radio. Now, using a laptop computer interfaced to a cave radio on the surface, data can be uploaded via a telemetry link.

Cave Radio Principles

Intuitively, most people wouldn't expect radios to work down caves. After all, a few metres of soil and pre-stressed concrete is enough to blank out car radios in under-passes. In practice, if you were to take an ordinary transistor radio a hundred metres underground, you'd be unlikely to hear anything at all. However, if your radio receiver operated in the lower part of the l.f. band, you'd be able to hear MSF, the National Physics Laboratory's standard time and frequency station, coming in loud and clear on 60kHz.

The reason for this surprising result is that the absorption of radio waves by rock depends on the frequency, with low fre-

quencies being the most efficient at penetrating the ground. Without going into all the theory, it is suffice to say that to achieve communication to a depth of a couple of hundred metres – the maximum depth of most British caves – radios tend to operate in the 800Hz to 150kHz region.

Now, the standard radio antenna, against which the efficiency of other antennas is compared, is called a dipole and is half a wavelength long. OK receiving antennas don't have to be half or even a quarter wavelength long, and telescopic car antennas are indeed far shorter than this at MW and LW. However, the receiving antenna is only one part of the system. The transmitting antenna responsible for radiating the *BBC Radio 4* LW signal is of significant proportions as you'll know if you've driven past the transmitting site at Droitwich. The fact is that if both transmitting and receiving antennas are significantly shorter than quarter of a wavelength, then the overall system would be grossly inefficient.

Returning to our typical cave radio frequencies, and converting to wavelengths, we get a range of about 2km to 400km, so, we would have to surmise that small portable cave radios are impractical. Huge antennas would be required yet caves are not renowned for their spaciousness.

All that has been said so far relates to "conventional" radio, communication by the transfer of power through free space by electromagnetic radiation. However, as an alternative to normal radio, which employs the so called "far field", "near field" communication can be used.

Much closer than half a wavelength from the transmitting antenna, localised magnetic and electrostatic fields exist and can be received by induction or capacitive coupling, respectively. The near magnetic field, referred to as the "induction field" looks particularly promising since it can be generated effectively using small loop antennas.

The induction field is not suitable for long distance communication since it decays with the cube of distance, but it is eminently suitable for cave radios, since it is rarely further than a few hundred metres from a cave to the surface. The technique employed by cave radios, therefore, is referred to as *low frequency induction*. Fig. 1 illustrates the principle of conventional cave radio, and you'll notice the familiar "bar magnet" field lines associated with inductive communications.

Earth Current Signalling

Take a microphone and audio amplifier, feed the output into a step-up transformer, and connect the transformer secondary to a pair of copper rods driven into the ground a few metres apart. Now connect the input of another audio amplifier to two more ground rods a couple of hundred metres away. Attach a pair of headphones and you'll find that anything spoken into the distant microphone will be clearly audible.



Surface signals being received underground using an inductive loop "aerial."

Our heading picture shows caver Rob Gill setting and testing a surface hybrid earth/current baseband transmitting rig.

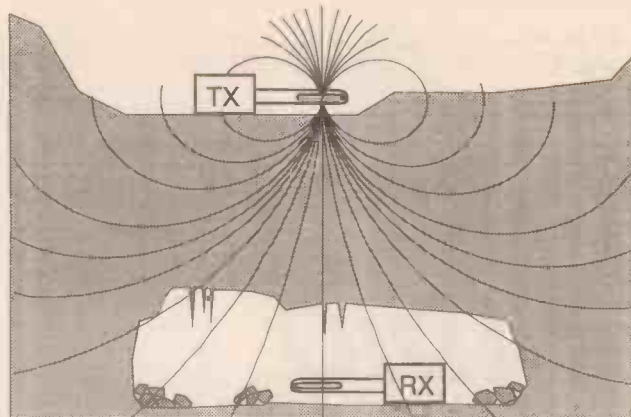


Fig. 1. Conventional Cave Radios operate by low frequency (l.f.) induction. This can be viewed as akin to the operation of a transformer but with very loose coupling between primary and secondary windings.

This technique is called "earth current signalling", and was first demonstrated over 100 years ago. Shortly afterwards, Marconi developed radio and so this early form of wireless (in the most literal sense of the word) communications was never developed, except briefly for use on the front line during WW1.

Earth current signalling has continued to fascinate electronics enthusiasts though, and articles have regularly appeared in the amateur electronics press. Its popularity probably lies in the fact that an operating licence is not required, but it is doubtful that many people have found any genuine applications for it.

However, earth current signalling is potentially valuable, specifically in the area of cave communication. Furthermore, it provides plenty of scope for experimentation. First let's take a look at some background information.

As with virtually any communication system, experimenters with earth current signalling will soon find that the signal strength decreases as the distance between the transmitter rods and the receiver rods is increased. Another familiar result is that communications efficiency can be improved by increasing the separation between the two transmitter rods and/or between the two receiver rods.

Of course, all this is what would, intuitively, be expected and is readily explained by assuming that the ground is a two-dimensional network of resistors and that communication is achieved by conduction. What most experimenters don't consider, however, is that the earth isn't two-dimensional, it also has depth. So, if you take the receiving set-up down a cave, and knock the ground rods into the floor of a cave passage you will be able to achieve communication through the earth. In Fig. 2, earth current communications is shown modelled as a 3-D resistor network with a surface transmitter being received both on the surface and in a cave.

The other thing most earth current experimenters don't realise is that conduction isn't the only possible communication model. When an alternating current passes through the earth, a magnetic field will be generated, so we could argue that the receiver operates

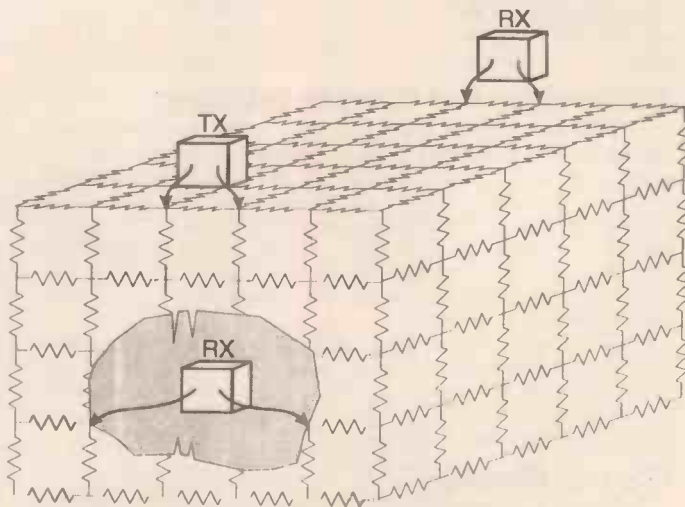


Fig. 2. Earth current communication can be remodelled by considering the earth as a rectangular grid of resistors. However the earth also has depth, so a signal injected on the surface can be received in a cave.

by detecting this magnetic field. For a conventional set-up, this is probably splitting hairs, but if true, there will be other means by which the signal could be detected.

We've already seen that cave radios operate by magnetic induction, so if an earth current signal does generate a magnetic field, it should be possible to detect it using an induction receiver. Similarly, an earth current receiving rig should be able to receive an inductively generated signal. A number of people are now starting to experiment with hybrid earth current/induction radio systems for rescue use and have shown that the technique is viable. The main advantage over pure induction cave radios is that the surface party can achieve coverage over a wide underground area with one widely spaced pair of rods. Using conventional cave radios, at maximum depth, the surface party has to track the underground party across the surface to maintain contact. This, in fact, is one of the main reasons that cave radios are not used universally during rescues in horizontally extensive caves such as that in Daren Cilau mentioned earlier.

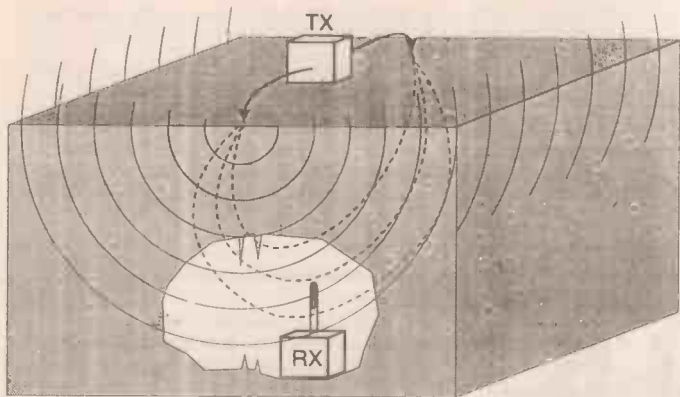


Fig. 3. The current flow in the earth, resulting from injecting a signal into ground rods, forms a series of huge underground loops. Just like an induction transmitter, a magnetic field is therefore generated and can be received underground using an induction loop.

Note that the field pattern differs from the familiar "bar magnet" pattern associated with an induction loop transmitter due to the combined effect of multiple "loops."

In Fig. 3, we see a hybrid system in action. Here, an earth current transmitter is being received inductively underground. It should, perhaps, be pointed out that the magnetic field lines are different from those in Fig. 1 because the current path makes up an infinite number of underground loops, all contributing to the overall field pattern.

So far one important fact has been glossed over. The earth current system outlined in this section operates at "audio frequencies". In technical jargon it is a *baseband* system. You'll remember, however, that the Molefone referred to earlier operated at 87kHz, as does the Ogofone.

Certainly cave radios can operate at baseband, and this was, in fact, the first technique employed. However, in the interests of reduced power consumption, reduced antenna mass, and increased efficiency, these were soon replaced by carrier-based designs. Of course, earth current systems could also operate above the audio band and this would indeed be necessary for inter-operation with cave radios.

Experimental Suggestions

In this section, some areas where the constructor could get involved in experimenting with earth current communication underground will be suggested. However, first some very important safety guidelines must be highlighted. It would be irresponsible to entice inexperienced people into caves without adequate supervision. After all, the main aim in writing this article is to help make caving safer, so it would be wholly inappropriate if the end result was to generate "customers" for the cave rescue groups.

It is probably stating the obvious but potholes provide opportunity for getting lost, getting stuck, being crushed by falling rocks, falling down pitches, drowning, and suffering hypothermia. However, if you're sensible, a trip underground is not especially dangerous, and most of these hazards can be virtually eliminated.

First and foremost, if you're not a caver, being sensible means only going underground in the company of people with caving experience. One approach would be to make contact with a local caving club, although you'll probably find that most of the members won't share your enthusiasm for electronics. More appropriate, given your motivation for going underground, would be

to make contact with the Cave Radio & Electronics Group of the British Cave Research Association. Details are provided near the end of this article.

One other introductory comment before we get down to business – licensing. The author chose to offer this article to *Everyday with Practical Electronics* rather than an amateur radio magazine because it concerns an area where non-licensed electronics enthusiasts can take part on the same footing as radio amateurs.

Although you need a licence to experiment with inductive communication, the l.f. band is not covered by the amateur radio licence in the UK, so everyone would have to work under a Test and Development licence. With earth current communications, however, you probably don't need a licence at all, though the situation is far from clear. Certainly it has always been assumed that earth current work doesn't require a licence.

However, since the use of low frequency inductive communication is controlled in the UK, and since we are now admitting to the fact that an earth current does generate an induction field, would the Radiocommunications Agency (RA) now take a different view? So long as you work at baseband, there should be no problem. If you were to experiment at 87kHz in order to interact with an induction radio, on the other hand, it would be wise to check it out with the RA first.

Practical Work

So, warnings and preparatory comments out of the way, what practical experiments on underground earth current communications could you carry out? First of all, let's make it clear that no practical circuits are going to be presented here. Quite a lot can be done with off-the-shelf equipment, and even when custom equipment is required, very simple circuits can often be used.

For example, to generate a baseband earth current, all you need is a source of an audio signal – a cassette recorder or microphone for example, a standard audio amplifier, a step-up transformer and a pair of ground rods. The underground induction receiver can also be very simple.

In the system demonstrated to the author, the receiver was based on an old transistor radio. All the r.f. circuitry had been bypassed, so that the ferrite rod antenna was connected directly to the audio amplifier. This is by no means an optimum receiver, but even with this simple set-up, quite a lot can be learned.

A number of avenues for experimentation come to mind. For example, how well does a single pair of ground rods "flood" a cave system with an induction field? Does one pair of rods fire most of the signal at right angles to the line between the rods, as dipole antennas do, or does it give an omnidirectional field pattern? If we get directional coverage, can the situation be improved by using extra rods?

We know that signal strength can be improved by increasing the spacing between the ground rods, but there are clearly practical limits to the separation between them. So, what other methods could be used to improve efficiency? Is it best to use longer rods, or thicker rods? It has been suggested that better than either of these options is to replace each rod with a hexagonal array of rods – but does this work in practice?

What has just been described are preliminary but nevertheless important experiments. To go beyond this initial stage, however, you'll probably need to improve the receiver. As with all induction radios, you'll find that there is a pay-off between antenna size and performance.

In general, the easiest way to improve the performance of a loop is to increase its cross-sectional area, although large diameter loops are obviously not suitable for use in small cave passages. For this reason, ferrite rods are sometimes used to increase the antenna's effectiveness. Another means by which loops can be made much more efficient is to tune them to resonance, but for speech communication, the *Q*-factor mustn't be so high as to reduce the bandwidth below 3kHz.

Interference radiated from overhead mains cables on 50Hz and multiples thereof, is another problem, even in the remote areas where most of the UK's caves are located. To get maximum performance out of baseband systems, therefore, notch filters would probably be required.

As already indicated, the ultimate aim with earth current communications must be to obtain interpretability with l.f. induction radios. Since these are relatively sophisticated SSB transceivers, however, this does require a modicum of experience in conventional r.f. circuit design.

However, one other area for experimentation does come to mind. You'll remember that in the section "Cave Radio", it was suggested that if all cavers were to carry radios, they could be warned of impending bad weather and so many rescues could be obviated. Although two-way cave radios offering speech communication will probably always be too expensive for this, there is an alternative. Each underground party carries a cheap compact

receiver which can detect an induction field on a specific audio frequency. On receipt of this signal an alarm is sounded.

Slightly more sophisticated, we could envisage a unit which reacted to perhaps three different audio frequencies and illuminated one of three different coloured l.e.d.s. These could be interpreted in various ways, perhaps "get out of there", "get out of there quickly", and "all clear", for example.

With a conventional cave radio transmitter, this system may not be workable. Communication is in one direction only, so unless the underground party keeps exactly to a pre-arranged schedule, the surface party won't know exactly where they are. Since induction-to-induction systems require reasonably accurate alignment of transmitting and receiving loops at maximum range, this wouldn't provide the reliable warning mechanism which is required. However, if an "earth current transmitter" is able to saturate the cave system with signal, then it would be eminently suitable.

The Cave Radio & Electronics Group

Hopefully this article has given you some food for thought and it is the author's hope that some readers might decide to do some experimentation in this area. The major motivation for developing cave communications equipment is surely to help the cave rescue organisations, so it would be a shame if the experimenter were to develop something but didn't have the opportunity for their work to be publicised.

The Cave Radio & Electronics Group (CREG) of the British Cave Research Association (BCRA) is the UK's body dedicated to the development of communication and other electronic

equipment for use in caving. Through a quarterly *Journal*, which covers a wide range of topics, the CREG acts as a clearing house for the dissemination of news and ideas, in addition to publishing practical circuits. Also of potential interest to readers, field meetings are held twice a year around the country and provide an opportunity to share ideas in a practical way.

You'll also notice from the short bibliography, that the CREG has already published many practical and theoretical articles relating to induction radio and earth current communications. If you do intend to start experimenting in this area, it might be an idea to take a look at these articles - they could save you from "re-inventing the wheel". For details of membership of CREG please send a stamped, self-addressed envelope to Mike Bedford at 4 Holme House, Oakworth, Keighley, W. Yorks. BD22 0QY. □

Bibliography

Venturing Underground with VLF Radio, Mike Bedford, Radio Communications, Vol. 71, No. 1 (January 1995).

An introduction to LF induction radio for caving. Describes the use of cave radios for radio-location and gives practical circuits for an 874Hz transmitter and receiver.

An Introduction to Earth-Current Communications, David Gibson, CREG Journal 17 (September 1994).

A mainly theoretical introduction to earth current for use in cave communication. Also discusses earth current/induction hybrid systems. Quite mathematical.

Earth Current/Induction Field Experiments, Rob Gill, CREG Journal 19 (March 1995).

Description of experiments to show the viability of hybrid earth current/induction field systems as postulated by David Gibson in his article above.

SHOP TALK

with David Barrington



Simple Theremin

The small handheld box for the *Simple Theremin* came from Rapid Electronics (☎ 01206 751166), code 30-0270. The printed circuit board is a tight-fit in the case and the edges may need "rubbing down" slightly to fit.

Other handheld cases could be used and most of our component advertisers should be able to offer a suitable alternative. If another case is used it should be plastic and not metal, since this will adversely affect the range of the instrument.

We understand that the BR195 lock-fit transistors and the 100µH inductors are available at a "surplus" price from Greenweld Electronics (☎ 01703 236363). The specified miniature potentiometer seems to be fairly expensive and will take some finding locally. The only listing we have found is from Farnell Electronic Services (☎ 01279 626777) and is carried under the Bourn 50 series range.

Most of our component advertisers should carry stocks of the Philips type trimmer capacitor and can usually be found listed as a "film dielectric" trimmer. The 38mm diameter loudspeaker, with an "alnico" magnet, is another part which should be widely available. It is most important that a speaker with an alnico or colmar magnet be used, as the popular "ferrite" magnet type will be too large for the p.c.b.

The low K metalised or ceramic plate capacitors should be generally available and not cause too much concern. They are certainly currently listed by CirkIt (☎ 01992 448899).

If readers do experience difficulty in locating parts for the *Simple Theremin*, kits and complete units are available from Longwave Instruments, Dept EPE, 23 Ashley Lane, Hordle, Lymington, Hants SO41 0GB. (☎ 01425 610849). Ready made, the Simple Theremin costs £49.99 and a full specification Theremin is available for the sum of £350. A MIDI converter unit will be marketed by them shortly.

The printed circuit board for the *Simple Theremin* is available from the *EPE PCB*

Service, code 952 (see page 735).

Comprehensive Security System

Some of the items called up for the *Comprehensive Security System* may prove elusive to locate locally.

If you take up the PIR sensor option you will find prices vary quite considerably and it might be well worthwhile shopping around. A sensor is currently being listed by Bull Electrical (☎ 01273 203500) for the sum of £8 (code Mag8P5) and also by Mailtech (☎ 01584 831475) from £6.50 to £11.75 each. Before ordering check that they have relay outputs.

The small buzzer (code KU56L), keyswitch (CJ94C) and the "staccato" electronic siren (YZ03D) were all purchased from Maplin. The 12VA mains transformer also came from the same source, order code DM28F.

An empty alarm bell box, alarm sticker and the 12V 2Ahr. lead acid battery were purchased from Electrovalue (☎ 01784 442253). We understand that the range has changed recently. The *n*-channel MOSFET was also purchased from the same source.

The bell wire and the domestic dual light switch, although not listed in their advertisements, are stocked by Bull Electrical (see above) and J&N Factors (☎ 01444 881965).

Quite a large number of our advertiser stock security/intruder switches, micro-switches and pressure mat switches, all at fairly reasonable prices in comparison to "superstores".

Low-Range Ohmmeter Adaptor

There should be no problems when shopping for components for the *Low-Range Ohmmeter Adaptor*.

The multi-turn potentiometers are usually the cermet type and the most common range usually comes in anything from 18-turns to about 25-turns. The only point to watchout for is that they will fit on the p.c.b., although there is a certain amount of "play" in the connecting wires.

The other points to watchout for are: the "test" terminals *must* be all metal types,

and that the pushbutton test switch is a low-profile type so that it does not short circuit any components in the small plastic box.

The small printed circuit board is available from the *EPE PCB Service*, code 926.

Vandata

One or two "special" components for the *Vandata* project need highlighting as they may not be available from local suppliers.

We shall start off by tackling the relays. Although it is quite possible to use other relays, it is suggested that the ones specified be used as others many not fit on the printed circuit board.

The 10A mains relay is listed by Maplin as their "Ultra Miniature High Power" type, code YX97F. They also supplied the 16A (12V 170 ohm coil) Automotive type relay, code JM26D (16A/12V car relay).

The reed relay switches are RS components and are available from Electromail (☎ 01536 204 555), their mail order outlet. The code number to quote is 338-147.

The MBR2045 Schottky diode, 5mm multicolour l.e.d.s and a suitable slotted heatsink all came from Maplin. Codes GX35Q, YH75S and FL58N. The heatsink could be fabricated from 40mm x 20mm aluminium plate.

The turret pins for mounting the reed relays were ordered from the above company, code JM04E (two packs required). The screw-terminal locks and 18s.w.g. and 20s.w.g. enalised wire should be available generally.

If you wish to use identical cases, these were ordered from Maplin, codes LL05F for the boot unit and KC93B for the display unit.

The two printed circuit boards for the *Vandata* are available from the *EPE PCB Service*, codes 953 (Boot) and 954 (Display) respectively.

Finally, as there are high currents associated with "car electrics", any additional inter-linking wires should be rated identically to the existing coupling cables that many need "breaking" into. These should be available from any good caravan and car accessory shops or garages specialising in caravan spares.

Hum-Free Battery Eliminator

We cannot foresee that any component buying problems are likely to occur for readers wishing to construct the Hum-Free Battery Eliminator project.

LEARN ALL ABOUT ELECTRONICS

The essential reference work

- Easy-to-use format
- Clear and simple layout
- Comprehensive subject range
- Regular Supplements
- Sturdy ring-binder
- Projects to build
- Components checklists
- Extensive data tables
- Detailed supply information
- Ready-to-transfer PCBs
- Detailed assembly instructions
- Professionally written

ORDER NOW
and get a
FREE SUPPLEMENT
plus our
30 DAY MONEY BACK GUARANTEE

The revised edition of **The Modern Electronics Base Manual** contains practical, easy-to-follow information on the following subjects:

BASIC PRINCIPLES: Symbols, components and their characteristics, active and passive component circuits, power supplies, acoustics and electroacoustics, the workshop, principles of metrology, measuring instruments, digital electronics, analogue electronics, physics for electronics.

CIRCUITS TO BUILD: From basic principles to circuit-building, The Modern Electronics Manual and its Supplements describe how to assemble radios, loudspeakers, amplifiers, car projects, computer interfaces, measuring instruments, workshop equipment, security systems, etc.

GUARANTEE

Our 30 day money back guarantee gives you complete peace of mind. If you are not entirely happy with the Manual, for whatever reason, simply return it to us in good condition within 30 days and we will make a full refund of your payment - no small print and no questions asked.

(Overseas buyers do have to pay the postage charge)

ESSENTIAL DATA: Extensive tables on diodes, transistors, thyristors and triacs, digital and linear i.c.s, microprocessors.

The Manual also has an extensive **Glossary**, and covers **Safety, Specialist Vocabulary with Abbreviations and Suppliers**. The most comprehensive reference work ever produced at a price you can afford, the revised edition of **THE MODERN ELECTRONICS MANUAL** provides you with all the essential information you need.

OVER 1,000 A4 loose leaf pages in a sturdy ring binder all for just **£39.95 plus £6.00 post and packing**. Regular Supplements continuously extend the Manual with new material, each Supplement contains approximately 160 pages of information. These are sent about five times a year and cost **£23.50 plus £2.50 p&p**. You can of course return any Supplement (within 10 days) or cancel the Supplements at any time.

**Wimborne Publishing Ltd., Dept. E8,
Allen House, East Borough,
Wimborne,
Dorset BH21 1PF
Tel: 01202 881749 Fax: 01202 841692**

PLEASE send me **THE MODERN ELECTRONICS MANUAL** plus a **FREE SUPPLEMENT**.

I enclose payment of **£45.95**. I shall also receive the appropriate supplements several times a year. These are billed separately and can be discontinued at any time. Should I decide not to keep the Manual I will return it to you within 30 days for a full refund.

ORDER FORM

Simply complete and return the order form with your payment to the following address:
**Wimborne Publishing Ltd, Dept. E8,
Allen House, East Borough, Wimborne,
Dorset BH21 1PF**

FULL NAME
(PLEASE PRINT)

ADDRESS

POSTCODE

SIGNATURE

I enclose cheque/PO payable to Wimborne Publishing Ltd.

Please charge my Visa/Mastercard/Access

Card No. **Card Ex. Date**

OVERSEAS ORDERS: All overseas orders must be prepaid and are supplied under a money-back guarantee of satisfaction. If you are not entirely happy with the Manual return it within a month for a refund of the purchase price (you do have to pay the overseas postage). **SEND £39.95 PLUS THE POSTAGE SHOWN BELOW:**

EIRE	AIR MAIL ONLY £11
EUROPE (E.E.C. Countries)	AIR MAIL ONLY £20
EUROPE (non E.E.C.)	SURFACE MAIL £20, AIR MAIL £26
U.S.A. & CANADA	SURFACE MAIL £25, AIR MAIL £32
FAR EAST & AUSTRALIA	SURFACE MAIL £31, AIR MAIL £33
REST OF WORLD	SURFACE MAIL £25, AIR MAIL £44

Note surface mail can take over 10 weeks to some parts of the world. Each manual weighs about 4kg including the free supplement when packed.

All payments must be made in £'s Sterling payable to Wimborne Publishing Ltd. We accept Mastercard (Access) and Visa credit cards.

HUM-FREE BATTERY ELIMINATOR

ANDY FLIND

Musicians may hum the tune, but never amplifiers and PSUs!

TOWARDS the end of the article describing the guitarists' Personal Practice Amplifier (last month), brief mention was made of using it with a mains power adaptor. Earthing of the negative rail was recommended to increase safety and reduce hum, but at the time this had not been tried with the prototype. At least, not with one of the little plug-in mains adaptors that are so common nowadays.

RIFF, RAFF AND NAFF

The musician for whom this project was designed took it home, boxed it up and wired it very neatly, added a 20mA l.e.d. power indicator, and installed a partly-charged PP3 NiCad battery. Readers can guess how long that lasted, probably not even for the first riff!

Next, he fitted a switched power socket for a 9V 300mA plug-in adaptor. Result: hum. Lots and lots of hum! So the author's phone rang again, and soon the unit was back on the bench for investigation.

The construction of mains adaptors varies with make and use. Some contain just a transformer to produce a low-voltage a.c. output, but general-purpose types usually have a transformer, rectifier and perhaps a decoupling capacitor to generate a d.c. supply. Most have no active regulation and so the output voltage varies with load.

Mains adaptors have to provide the specified voltage at full load. At lesser loads they produce higher voltages, often up to the peak value of the sinewave from the transformer – nearly 50 per cent higher. There is generally some a.c. ripple on the output, which at light loads often has an unpleasant "sawtooth" waveform because the capacitor is charged only at the peaks of each cycle.

It can be difficult to earth the output of one of these adaptors as they normally use the "double insulated" approach to provide an isolated output. The earth pin is often just a plastic dummy provided only to open the protection cover in the mains socket.

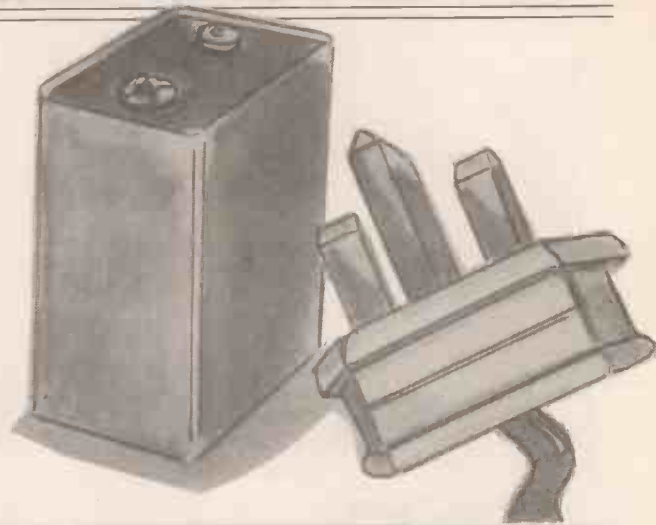
HUMBUG

The difficulty with using a mains adaptor with the Practice Amplifier centred upon the TDA2822 output amplifier. Firstly, this becomes more sensitive at higher supply voltages. With around 12V from the (nominally) 9V plug-in unit, much noise and instability became apparent. Secondly, the TDA2822 does not appreciate supply rail hum.

Ripple from the adaptor supply was measured at just 0.1V r.m.s., but this was still enough to render the amplifier quite unusable. Disconnecting the leads from the volume control and shorting them to their screens made no difference, confirming that the hum was entering via the power supply. More decoupling proved unhelpful. A 1000µF capacitor applied close to the chip supply pins had no effect.

SIMPLE HUM-BUCKING

A means of reducing the adaptor supply voltage and ripple was clearly needed to solve the problem. One method tested



was an active ripple suppressor. Whilst this was not the solution eventually adopted, it worked quite well. The circuit is shown in Fig. 1 for readers who might like to experiment with it. It works as follows:

Resistor R1 is chosen so that about five milliamps flows through diodes D1 and D2. The voltage drop across these is about 1.2V, providing a voltage with "headroom" beneath the ripple for the active part of the circuit. This still has the full ripple imposed on it so it is smoothed by resistor R2 and capacitor C1, and then

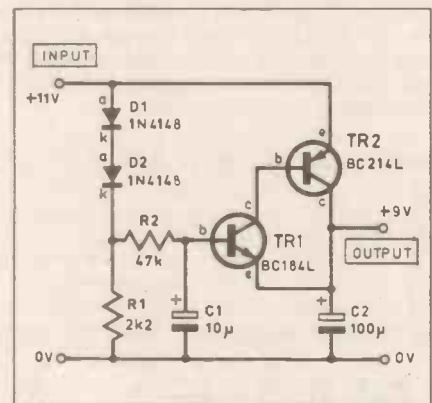



Fig. 1. Active ripple rejection circuit.



buffered by transistors TR1 and TR2 connected as a complementary Darlington pair.

With the component values shown, the ripple is reduced to less than one per cent. It works quite well and could provide a cheap and simple solution. The diodes reduce the voltage a little, as does the base-emitter drop of transistor TR1. The total loss is about 2V.

However, the circuit does not actually regulate the output voltage and may not be suitable for use with some adaptors. Nor does it solve the problem of earthing the output, and, due to the way power socket switches are constructed, it could not easily be housed inside the amplifier's case. Connection somewhere in the lead between supply and project would be required.

CURING THE RIPPLE

Consequently, to achieve reliable and repeatable results, it was decided to design a regulated supply with a much higher performance than found in most commercial units. The full circuit diagram for this is shown in Fig. 2.

Transformer T1 is a 250mA type with 12V-0-12V secondary windings. Diodes D1 and D2 perform full-wave voltage rectification, with capacitor C3 providing d.c. voltage smoothing. The two small-value capacitors C1 and C2 reduce noise generated by the diode switching. Regulator IC1 is an LM317T, an adjustable output voltage type. In Fig. 2, the values of resistors R1, R2 and R3 determine the output voltage, set here to 9V.

Capacitor C6 provides additional output decoupling, although the regulator itself removes nearly all the ripple. The circuit to be supplied will also normally have its own decoupling. Capacitors C4 and C5 are required to ensure regulator stability. The output of this circuit is a stable d.c. voltage of the correct value regardless of load (within the limits of the transformer) and virtually free of ripple and noise, a huge improvement over most commercial adaptors.

Since the circuit is connected to the mains with a standard three-pin plug, it is simple to earth any point of the output as required, either negative or positive rail. Even if a "floating" output is required, the transformer metalwork can be earthed, which again helps to reduce noise.

LM317T REGULATOR

A little additional information may be useful for constructors who would like to know a bit more about the LM317T regulator chip, and perhaps set a different output voltage. The regulator is a 3A

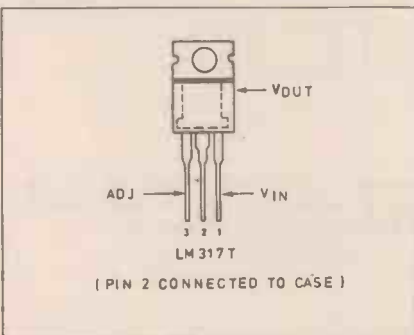


Fig. 3. Pinouts for the LM317T voltage regulator.

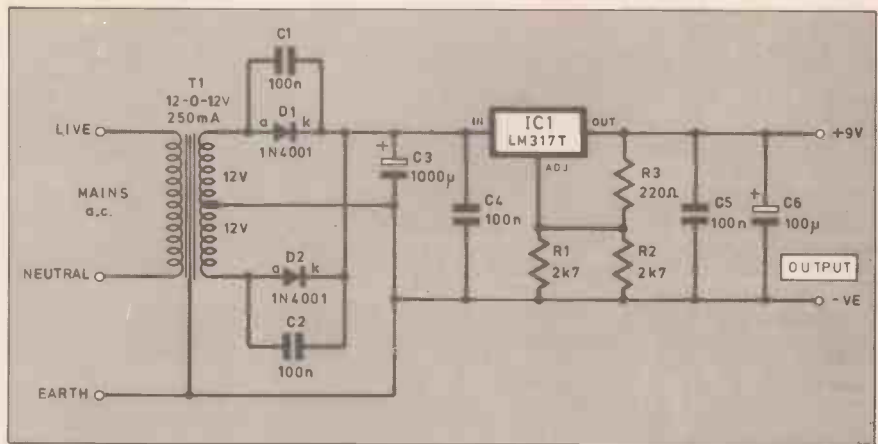


Fig. 2. Complete circuit diagram for the Hum-free Battery Eliminator.

device in a TO220 package, as shown in Fig. 3.

There is also a 100mA version available in a TO92 package for low-power applications. Both devices can accept input voltages up to 40V but need a minimum of 3V difference between input and output pins. However, with high differential voltages across the chip, a watch must be kept on its heat dissipation. Additionally, a minimum load of 5mA should be taken from the output at all times, although this can conveniently be drawn by the voltage determining network.

The output voltage is determined by the ratio of two resistances in a feedback network, as shown in Fig. 4. The usual formula given for determining the resistance values is $V_{out} = 1.25 \times (1 + R2/R1)$ volts, but the author prefers a slightly different approach. Essentially, the chip operates by maintaining a constant 1.25V between the output and "adjust" pins. This means that a 220 ohm resistor (R1) between output and "adjust" will draw 1.25/220 milliamps, slightly more than the 5mA minimum load required, leaving only the value of R2 to be selected.

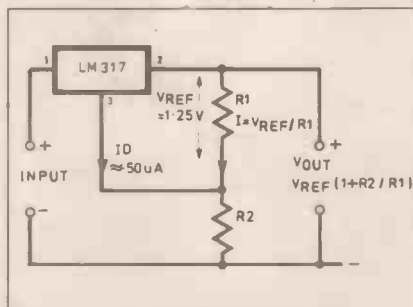


Fig. 4. Simple voltage regulator circuit.

The voltage across resistor R2 is clearly the required voltage less 1.25V, whilst the current which will pass through R2 is that from R1 plus 50µA. The 50µA is the current which flows from the "adjust" pin, ignored in original formula. With the current and required voltage figures known, the necessary resistance can be easily calculated from $R = V/I$. The precise resistance value can be obtained by using appropriate resistors in series or parallel, or by using a preset potentiometer.

It should be noted that the potential between output and "adjust" may not be exactly 1.25V, in fact the data sheets quote 1.2V to 1.3V, a variation of about four per cent.

(Further information about the LM317T was given in EPE October 1994 issue, page 796. Ed.)

CONSTRUCTION

Using a printed circuit board for a circuit as simple as this seemed to the author to be "overkill". Instead, most of the components are mounted on a small piece of 0.1 inch grid stripboard having 14 strips by 18 holes, as shown in Fig. 5.




Fig. 5. Stripboard layout and track details for the Hum-free Battery Eliminator.

The stripboard should be carefully cut and filed to fit into the slots at the sides of the suggested case. There are two track cuts to be made in the board, and three link wires.

One of the links appears to connect to a strip that goes nowhere else. In fact, as the "adjust" pin is a point where noise might enter the circuit, the strips to either side of the one connected to "adjust" are also connected to the negative rail to help guard against this.

Little needs to be said regarding construction, save that three of the 100nF capacitors (C1, C2 and C5) have their leads bent outwards and this should be done with care as they are fragile. Testing consists of simply connecting up the components, thoroughly checking the assembly when complete, attaching a meter and applying power. However, be extremely careful as mains voltages are present around the transformer. If in any doubt, consult a qualified electrician.

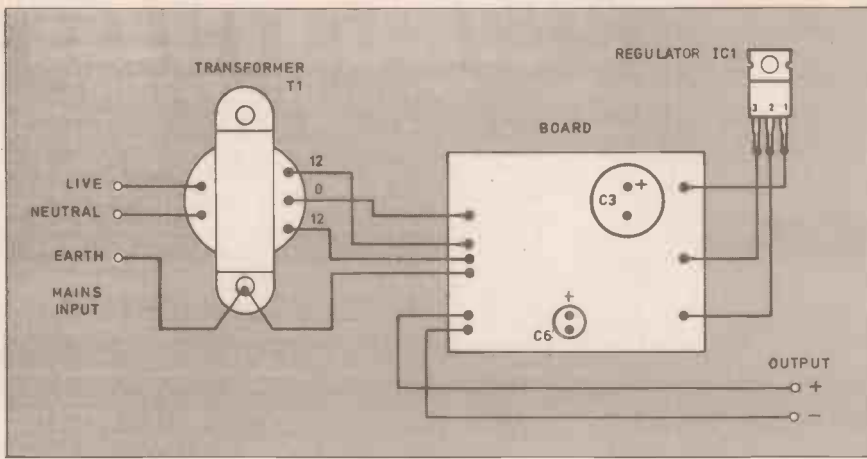


Fig. 6. Connections between board, transformer and regulator.

In the unlikely event of problems, the circuit could be supplied with 12V d.c. from a current-limited supply in place of the transformer whilst trouble-shooting takes place.

CONNECTIONS

Connections between board, transformer and regulator are shown in Fig. 6. The regulator is bolted to a small piece of aluminium which is wedged into the end of the case behind the pillars to which the lid is screwed. The heatsink tab on the regulator is internally connected to the output pin, so it should *NOT* be allowed to come into contact with any other part of the circuit.

The mains earth lead does not have to be connected to the negative rail. It can be connected to positive or, where a double-insulated transformer is used (the type with separate bobbins for primary and secondary windings), it could be omitted altogether. (If a metal case is used, the case **MUST** be connected to the Earth lead.) All three arrangements were tried with the Practice Amplifier and none produced any audible hum. An l.e.d. could be added to indicate that the unit is operating.


HUMBLE HOUSING

There are many ways in which this power supply can be housed. The prototype was fitted into an ABS plastic box with internal dimensions of 49.5mm × 99.5mm × 40mm. Although the prototype shown in the photograph was built with a mains plug on a short lead, another was constructed as a plug-in unit, with the plug fixed directly to the case. This was awkward to wire though, and is not really recommended.

Cases with moulded plugs are available, but the problem with these is that the Earth pin is usually a plastic dummy. With some types it might be possible to remove this and replace it with a metal pin taken from an ordinary plug.

Ripple from this battery eliminator is practically unmeasurable, and voltage regulation from zero to 250mA is better than one per cent. It has completely eliminated the Practice Amplifier problem experienced by the author's musician friend. With the volume control fully up there is no audible hum.

The unit may well prove beneficial for use with other equipment having problems with mains power supplies, and could also



COMPONENTS

Resistors

R1, R2 2k7 (2 off)
R3 220Ω
All 0.25W 5% carbon film or better

See
**SHOP
TALK**
Page

Capacitors

C1, C2, C4, C5 100n ceramic (4 off)
C3 1000μ radial elect. 35V
C6 100μ radial elect. 25V

Semiconductors

D1, D2 1N4001 rectifier diode
IC1 LM317T adjustable positive voltage regulator, 3A

Miscellaneous

T1 12V-0-12V 250mA mains transformer
Plastic ABS case, 49.5mm × 99.5mm × 40mm (internal measurements); 0.1 inch stripboard, 14 strips × 18 holes; 2-pin output socket - to suit application; mains plug and cable; connecting wire, solder, etc.

Approx cost guidance only

£8

be used as a bench power supply for test equipment, etc. It runs cooler than many commercial units, a two-hour test at 270mA produced only comfortable hand-warmth, mostly from the transformer. □

EVERYDAY

With PRACTICAL

ELECTRONICS

SUBSCRIPTION ORDER FORM

Annual subscription rates (1995/6): UK £24.00.
Overseas £30 (surface mail) £47.50 (airmail)

To: Everyday with Practical Electronics,
Allen House, East Borough, Wimborne, Dorset BH21 1PF
Tel: 01202 881749 Fax: 01202 841692

Name

Address

Post code

I enclose payment of £ (cheque/PO in £ sterling only).

payable to Everyday with Practical Electronics
Access or Visa No.



VISA

.....

Signature

Card Ex. Date

Please supply name and address of cardholder if different from the subscription address shown below. Subscriptions can only start with the next available issue. For back numbers see the Editorial page.



A mini FM transmitter, very high gain preamp, supplied complete with FET electret microphone. Designed to cover 88-108 Mhz but it is easy to change it to cover 63-130Mhz. Works with a common 9v (PP3) battery. 0.2WR.F. £8.22 Kit no 1001.



Electronic siren kit with an impressive 5 watt power output. Ideal for car/bike alarms etc. 6-12vdc, max current 1A, tone frequency 1.2kHz. £7.95 Kit no 1003.



3-30v Power supply, variable, stabilized power supply for laboratory use. Shortcircuit protected, suitable for professional or amateur applications. 24v 3A transformer is also needed to complete the kit. £16.45 Kit 1007.



Powerful 1 watt FM transmitter supplied complete with piezoelectric microphone. 8-30vdc. At 25-30v you will get nearly 2 watts. £14.10 Kit no 1009.



FM/AM Scanner, well not quite you have to turn the knob yourself but you will hear things on this radio (even TV) that you would not hear on an ordinary radio. Receiver covers 50-160Mhz both AM and FM. Built in 5 watt amplifier. £17.62 Kit no 1013.



Mosquito repeller, modern way to keep midges at bay! Runs for about a month on a 1.5v battery. £8.22 Kit no 1015.



3 channel wireless sound to light system, mains operated, separate sensitivity adjustment for each channel, 1,200 watt power handling. Microphone included. £16.45 Kit no 1014.



Motorbike/cycle trembler alarm, adjustable sensitivity, preset alarm time, auto reset. Could be connected to bikes horn etc. £14.10 Kit no 1011.



0-5 minute timer, adjustable from 0 to 5 mins, will switch up to 2A mains. Perfect for alarms, photographic laboratories etc. 12vdc. £8.22 Kit no 1020.



4 watt FM transmitter, small but powerful transmitter, 3 RF stages, microphone and an audio preamp include in kit. £23.50 Kit no 1028.




25 watt FM transmitter 4 RF stages, preamp required (our kit 1068 is suitable). Due to the complexity of the transmitter it is supplied in built up form only. £92.82 Kit no 1031.



Strobe light, adjustable frequency from 1- to 60 Hz (a lot faster than conventional strobes) mains operated. £18.80 Kit no 1037.




Ultrasonic radar Ideal as a movement detector with a range of about 10 metres, automate your cat flap! 12v operation so ideal for cars, caravans etc. £16.45 Kit 1049.



Liquid level detector useful for detecting fluid levels in tanks, fishponds, baths or as a rain or leak alarm. Will switch 2A mains. £5.87 Kit no 1081.




Combination lock 9 key, easily programmable, will switch 2A mains. Complete with keypad. 9v operation. £11.75 Kit 1114.



Phone bug detector, this device will warn you if somebody is eavesdropping on your phone line. £7.05 Kit no 1130.



Robot voice, interesting circuit that distorts your voice! adjustable, answer the phone with a different voice! 12vdc £10.57 Kit no 1131.



Telephone bug, small bug powered by the telephone line, starts transmitting as soon as the handset is picked up! £9.40 Kit no 1135.



Function generator, produces sinusoidal, saw tooth and square waves adjustable from 20hz-20khz, separate level controls for each shape. Will produce all 3 together. 24vac £17.62 Kit no 1008.



3 Channel light chaser, 800 watts per channel, speed and direction controls supplied with 12 leds and mains triacs, so you can use mains light bulbs if you want. 9-15vdc £19.97 Kit no 1026.



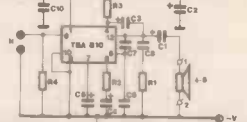
12v fluorescent. A useful kit that will enable you to light 4' fluorescent tubes from your car battery! (you will also need a 9v 2A transformer, not supplied) £9.40 Kit no 1069.



VOX switch, sound activated switch ideal for turning tape recorders on and off when sounds are heard. Makes the tape last a lot longer! adjustable sensitivity, built in delay. £9.40 Kit 1073.



In car sound to light. Put some atmosphere in your car with this mini 3 channel sound to light. Each channel has 6 led's. £11.75 Kit no 1086.



7 watt HI FI power amplifier useful, powerful, ideal for intercomms, audio systems, car use etc. 12-18vdc 500mA. £8.22 Kit No 1025.



Phone call relay, useful device that operates a relay when ever the 'phone rings, could be used to operate more bells or signalling lights etc. Will switch mains at 2A. £11.75 Kit no 1122.



Lead acid charger, two automatic charging rates, visual indication of battery state, ideal for alarm systems, emergency lighting etc. 100mA 12vdc. £14.10 Kit no 1095.



Car alarm system, works on voltage drop and/or vibration, entry and exit delays plus adjustable alarm duration. Good for cars, caravans etc. £14.10 Kit no 1019.



Portable alarm system, based on a mercury switch. The alarm continues to sound until the unit is disabled by the owner. Buzzer included. £12.92 Kit no 1150.



Preamp mixer, 3 input mono mixer, separate bass and treble controls plus independent level controls. 18vdc, input sens: 150mv, 100mA. £17.62 Kit no 1052.

Mini metal detector, suitable for locating pipes in walls etc, range 15-20 cm, complete with case. 9v operation. £9.40 Kit no 1022.



800 watt single channel sound to light kit, mains operated, add rhythm to your party for only £9.40 Kit no 1006.



Sound effects generator, produce sounds ranging from bird chips to sirens, complete with speaker, add sound effects to your projects for just £10.57 Kit no 1045.



Guitar preamp with tone controls, small enough to fit inside any guitar, based on TL082 IC, 9-12vdc, 50mA. £9.40 Kit no 1091.



15 watt FM transmitter, 4 stage high power, preamp required. 12-18vdc. Can use either ground plane, open dipole, or Yagi. Supplied in built form only. £81.07 Kit 1021.



Telephone amplifier, Very sensitive amplifier which uses a 'phone pickup coil (supplied) will let you follow a conversation without holding the phone. £12.92 Kit no 1059.

TOP 10 BEST SELLING KITS CORNER

1. Variable speed control kit for 12v DC motors up to 30A! (you may need a heat sink for 30A) £19.97.
2. Composite video kit, converts composite signals into separate H sync, V sync and video £9.40.
3. Geiger counter kit, contains everything you need to build a working counter £22.32.
4. Solar energy kit, contains a solar panel, motor, buzzer and cable for experiments £5.87.
5. Electronic acupuncture kit, may help with migraine, poor circulation, backache etc. £8.22.
6. Electrifying apparatus kit, produces a weak adjustable high tension of 80-300v from a 9v battery, ideal for catching worms etc! £9.40.
7. Adapter bug kit, contains everything you need to build a professional bug built inside a standard 13A mains adapter! the bug is mains powered so it operates all the time the adapter is plugged in. Price is £16.45 for the complete kit including adapter. Hand tools and glue required.
8. NiCad charger kit automatic charger for cells from 1.2v to 15v, 7 settings 50600mA, a transformer required 18-20v 600mA. £9.40.
9. 10. Inverter kits, produce 240vac from a 12vdc supply, two versions are available a 15w one at £14.10, and an 80w version at £23.50.

EXPRESS COMPONENTS

how to order.....
Remember to add £1.50 p&p.
By phone with a credit card.
By post with either a cheque,
postal order or credit card details.
By fax with credit card details.
EXPRESS COMPONENTS, PO
BOX 517 HOVE SUSSEX BN3
SQZ. DEPT EE
TEL 01273 771156
FAX 01273 206875
Overseas orders please add £3.50
post and packing.

DIRECT BOOK SERVICE

ELECTRONICS TEACH-IN 88/89 INTRODUCING MICROPROCESSORS

Mike Tooley B.A. (published by *Everyday Electronics*)

A complete course that can lead successful readers to the award of a City and Guilds Certificate in Introductory Microprocessors (726/303). The book contains everything you need to know including full details on registering for assessment, etc.

Sections cover Microcomputer Systems, Microprocessors, Memories, Input/Output, Interfacing and Programming. There are various practical assignments and eight Data Pages covering popular microprocessors.

And excellent introduction to the subject even for those who do not wish to take the City and Guilds assessment.
80 pages Order code 11-88/89 £2.45

ELECTRONICS TEACH-IN No.6 DESIGN YOUR OWN CIRCUITS

(published by *Everyday with Practical Electronics*)
Mike Tooley B.A.

This book is designed for the beginner and experienced reader alike, and aims to dispel some of the mystique associated with the design of electronic circuits. It shows how even the relative newcomer to electronics can, with the right approach, design and realise quite complex circuits.

Fourteen individual p.c.b. modules are described which, with various detailed modifications, should allow anyone to design and construct a very wide range of different projects. Nine "hands-on" complete DIY projects have also been included so readers can follow the thinking behind design, assembly, construction, testing and evaluation, together with suggested "mods" to meet individual needs.

The subjects covered in each chapter of the book are: Introduction and Power Supplies; Small Signal Amplifiers; Power Amplifiers; Oscillators; Logic Circuits; Timers; Radio; Power Control; Optoelectronics.

The nine complete constructional projects are: Versatile Bench Power Supply; Simple Intercom; Bench Amplifier/Signal Tracer; Waveform Generator; Electronic Die; Pulse Generator; Radio Receiver; Disco Lights Controller; Optical Communications Link.
136 pages Order code 116 £3.45

TEACH-IN No. 7. plus FREE SOFTWARE ANALOGUE AND DIGITAL ELECTRONICS COURSE

(published by *Everyday with Practical Electronics*)
Alan Winstanley and Keith Dye B.Eng(Tech)AMIEE

This highly acclaimed *EPE Teach-In* series, which included the construction and use of the Mini Lab and Micro Lab test and development units, has been put together in book form. Additionally, EPT Educational Software have developed a GCSE Electronics software program to complement the course and a FREE DISK covering the first two parts of the course is included with the book.

An interesting and thorough tutorial series aimed specifically at the novice or complete beginner in electronics. The series is designed to support those undertaking either GCSE Electronics or GCE Advanced Levels, and starts with fundamental principles.

If you are taking electronics or technology at school or college, this book is for you. If you just want to learn the basics of electronics or technology you must make sure you see it. *Teach-In No. 7* will be invaluable if you are considering a career in electronics or even if you are already training in one. The Mini Lab and software enable the construction and testing of both demonstration and development circuits. These learning aids bring electronics to life in an enjoyable and interesting way: you will both see and hear the electron in action! The Micro Lab



microprocessor add-on system will appeal to higher level students and those developing microprocessor projects.
160 pages Order code T17 £3.95

ELECTRONIC PROJECTS BOOK 1

(published by *Everyday Electronics* in association with *Magenta Electronics*)

Contains twenty projects from previous issues of *EE* each backed with a kit of components. The projects are: Seashell Sea Synthesizer, EE Treasure Hunter, Mini Strobe, Digital Capacitance Meter, Three-Channel Sound to Light, BBC 16K sideways RAM, Simple Short Wave Radio, Insulation Tester, Stepper Motor Interface, Eprom Eraser, 200MHz Digital Frequency Meter, Infra Red Alarm, EE Equaliser, Ioniser, Bat Detector, Acoustic Probe, Mainstester and Fuse Finder, Light Rider - (Lapel Badge, Disco Lights, Chaser Light), Musical Doorbell, Function Generator, Tilt Alarm, 10W Audio Amplifier, EE Buccaneer Induction Balance Metal Detector, BBC Midi Interface, Variable Bench Power Supply, Pet Scarer, Audio Signal Generator.
128 pages Order code F14 £2.45

The books listed have been selected by *Everyday with Practical Electronics* editorial staff as being of special interest to everyone involved in electronics and computing. They are supplied by mail order to your door. Full ordering details are given on the last book page. For another selection of books see next month's issue.

PROJECT CONSTRUCTION

POPULAR ELECTRONIC PROJECTS

R. A. Penfold

Included in this book are a collection of the most popular types of project which, we feel sure, will provide many designs to interest all electronics enthusiasts. All the circuits utilise modern, inexpensive and freely available components. The 27 projects selected cover a very wide range and are divided into four basic areas: Radio Projects, Audio Projects, Household Projects and Test Instruments. An interesting addition to the library of both the beginner and more advanced constructor.
135 pages Order code BP49 £2.50

TEST EQUIPMENT CONSTRUCTION

R. A. Penfold

This book describes in detail how to construct some simple and inexpensive but extremely useful, pieces of test equipment. Stripboard layouts are provided for all designs, together with wiring diagrams where appropriate, plus notes on construction and use.

The following designs are included:-
AF Generator, Capacitance Meter, Test Bench Amplifier, AF Frequency Meter, Audio Multivoltmeter, Analogue Probe, High Resistance Voltmeter, CMOS Probe, Transistor Tester, TTL Probe.

The designs are suitable for both newcomers and more experienced hobbyists.
104 pages Order code B1-48 £2.95

HOW TO DESIGN AND MAKE YOUR OWN P.C.B.s

R. A. Penfold

Deals with the simple methods of copying printed circuit board designs from magazines and books, and covers all aspects of simple p.c.b. construction including photographic methods and designing your own p.c.b.s.
80 pages Order code BP121 £2.50

HOW TO GET YOUR ELECTRONIC PROJECTS WORKING

R. A. Penfold

We have all built projects only to find that they did not work correctly, or at all, when first switched on. The aim of this book is to help the reader overcome just these problems by indicating how and where to start looking for many of the common faults that can occur when building up projects.
96 pages

Temporarily out of print

AUDIO AMPLIFIER CONSTRUCTION

R. A. Penfold

The purpose of this book is to provide the reader with a wide range of preamplifier and power amplifier designs that will, it is hoped, cover most normal requirements.

The preamplifier circuits include low noise microphone and RIAA types, a tape head preamplifier, a guitar preamplifier and various tone controls. The power amplifier designs range from low power battery operation to 100W MOSFET types and also include a 12 volt bridge amplifier capable of giving up to 18W output.

All the circuits are relatively easy to construct using the p.c.b. or stripboard designs given. Where necessary any setting-up procedures are described, but in most cases no setting-up or test gear is required in order to successfully complete the project.
100 pages Order code BP122 £2.95

DESIGN YOUR OWN CIRCUITS

See ELECTRONICS TEACH IN No. 6 above left.

RADIO / TV / VIDEO

ELECTRONIC PROJECTS FOR VIDEO ENTHUSIASTS

R. A. Penfold

This book provides a number of practical designs for video accessories that will help you get the best results from your camcorder and VCR. All the projects use inexpensive components that are readily available, and they are easy to construct. Full construction details are provided, including stripboard layouts and wiring diagrams. Where appropriate, simple setting up procedures are described in detail; no test equipment is needed.

The projects covered in this book include: Four channel audio mixer, Four channel stereo mixer, Dynamic noise limiter (DNL), Automatic audio fader, Video faders, Video wipers, Video crisper, Mains power supply unit.
109 pages Order code BP356 £4.95

SETTING UP AN AMATEUR RADIO STATION

I. D. Poole

The aim of this book is to give guidance on the decisions which have to be made when setting up any amateur radio or short wave listening station. Often the experience which is needed is learned by one's mistakes, however, this can be expensive. To help overcome this, guidance is given on many aspects of setting up and running an efficient station. It then proceeds to the steps that need to be taken in gaining a full transmitting licence.

Topics covered include: The equipment that is needed; Setting up the shack; Which aerials to use; Methods of construction; Preparing for the licence.

An essential addition to the library of all those taking their first steps in amateur radio.
86 pages Order code BP300 £3.95

EXPERIMENTAL ANTENNA TOPICS

H. C. Wright

Although nearly a century has passed since Marconi's first demonstration or radio communication, there is still research and experiment to be carried out in the field of antenna design and behaviour.

The aim of the experimenter will be to make a measurement or confirm a principle, and this can be done with relatively fragile, short-life apparatus. Because of this, devices described in this book make liberal use of cardboard, cooking foil, plastic bottles, cat food tins, etc. These materials are, in general, cheap to obtain and easily worked with simple tools, encouraging the trial-and-error philosophy which leads to innovation and discovery.

Although primarily a practical book with text closely supported by diagrams, some formulae which can be used by straightforward substitution and some simple graphs have also been included.
72 pages Order code BP778 £3.50

NEWNES SHORTWAVE LISTENING HANDBOOK

Joe Pritchard G1UWQ

Part One covers the "science" side of the subject, going from a few simple electrical "first principles", through a brief treatment of radio transmission methods to simple receivers. The emphasis is on practical receiver designs and how to build and modify them, with several circuits in the book.

Part Two covers the use of sets, what can be heard, the various bands, propagation, identification of stations, sources of information, QSLing of stations and listening to amateurs. Some computer techniques, such as computer Morse decoding and radio teletype decoding are also covered.
224 pages Order code N-16 £15.95

TESTING, THEORY, DATA AND REFERENCE

PRACTICAL ELECTRONICS HANDBOOK -

Third Edition
Ian Sinclair

A completely updated and revised third edition of this popular title. It still contains a carefully selected collection of standard circuits, rules-of-thumb, and design data for professional engineers, students and enthusiasts involved in radio and electronics, but is now over one hundred pages bigger.

The book covers many areas not available elsewhere in such a handy volume, and this new edition now includes chapters on: Microprocessors and Microprocessor Systems; Instruction Registers, Clocking, Memory, Read-Write Memory, Buses, Reading and Writing Actions, Three-state Control, Control Bus, Timing and Bus Control, PC Register and Addressing, Addressing Methods, Interrupts, Inputs and Outputs, Ports, Keyboard Interfacing, Video Interfacing, Digital-Analogue conversions: Analogue-to-Digital Conversion, Sampling and Conversion, Digital-to-Analogue Conversion, Current Addition Methods, Conversion Problems, Bitstream Methods, Computer Plug-in Boards, Computer Aids in Electronics: The Computer, Linear Circuit and Nodes, PCB Layouts, Circuit Diagrams, Public Domain Software Library, Hardware Components and Practical Work: Hardware, Video connectors, Control Knobs and switches, Cabinets and cases, Packages for semiconductors, Integrated circuit packages, Constructing circuits, Surface mounting, Testing and trouble-shooting, Practical work on microprocessing equipment, Instruments for digital servicing work, Logic analysers.

Other chapters cover Passive Components, Active Discrete Components, Discrete Component Circuits, Linear ICs, Digital ICs, Transferring Digital Data and Computer Aids in Electronics.
338 pages **Order code NE19** £14.95

MORE ADVANCED USES OF THE MULTIMETER

R. A. Penfold

This book is primarily intended as a follow-up to BP239, (see below), and should also be of value to anyone who already understands the basics of voltage testing and simple component testing. By using the techniques described in Chapter 1 you can test and analyse the performance of a range of components with just a multimeter (plus a very few inexpensive components in some cases). Some useful quick check methods are also covered.

While a multimeter is supremely versatile, it does have its limitations. The simple add-ons described in Chapter 2 extended the capabilities of a multimeter to make it even more useful.
84 pages **Order code BP25F** £2.95

ELECTRONIC TEST EQUIPMENT HANDBOOK

Steve Money

The principles of operation of the various types of test instrument are explained in simple terms with a minimum of mathematical analysis. The book covers analogue and digital meters, bridges, oscilloscopes, signal generators, counters, timers and frequency measurement. The practical uses of the instruments are also examined.

Everything from Audio Oscillators, through R, C & L measurements (and a whole lot more) to Waveform Generators and testing Zeners.
206 pages **Order code PC109** £8.95

A REFERENCE GUIDE TO BASIC ELECTRONICS TERMS

F. A. Wilson, C.G.I.A., C.Eng., F.I.E.E., F.I.E.R.E., F.B.I.M.

The wonders of electronics multiply ceaselessly and electronic devices are creeping relentlessly into all walks of modern life. As with most professions, ours too has a language of its own, ever expanding and now encompassing several thousands of terms. This book picks out and explains some of the more important fundamental terms (over 700), making the explanations as easy to understand as can be expected of a complicated subject and avoiding high-level mathematics.

Through its system of references, each term is backed up by a list of other relevant or more fundamental terms so that a chosen subject can be studied to any depth required.
472 pages **Order code BP286** £5.95

GETTING THE MOST FROM YOUR MULTIMETER

R. A. Penfold

This book is primarily aimed at beginners and those of limited experience of electronics. Chapter 1 covers the basics of analogue and digital multimeters, discussing the relative merits and the limitations of the two types. In Chapter 2 various methods of component checking are described, including tests for transistors, thyristors, resistors, capacitors and diodes. Circuit testing is covered in Chapter 3, with subjects such as voltage, current and continuity checks being discussed.

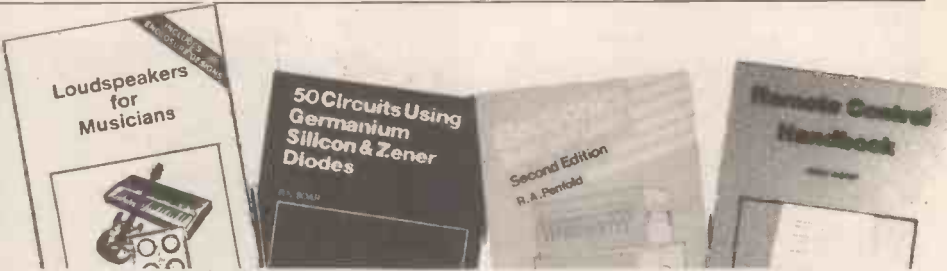
In the main little or no previous knowledge or experience is assumed. Using these simple component and circuit testing techniques the reader should be able to confidently tackle servicing of most electronic projects.
96 pages **Order code BP239** £2.95

ELECTRONICS-BUILD AND LEARN

R. A. Penfold

The first chapter gives full constructional details of a circuit demonstrator unit that is used in subsequent chapters to introduce common electronic components - resistors, capacitors, transformers, diodes, transistors, thyristors, fets and op.amps. Later chapters go on to describe how these components are built up into useful circuits, oscillators, multivibrators, bistables and logic circuits.

At every stage in the book there are practical tests and experiments that you can carry out on the demonstrator unit to investigate the points described and to help you understand the principles involved. You will soon be able to go on to more complex circuits and tackle fault finding logically in other circuitry you build.
120 pages **Order code PC103** £6.95



PRACTICAL ELECTRONICS CALCULATIONS AND FORMULAE

F. A. Wilson, C.G.I.A., C.Eng., F.I.E.E., F.I.E.R.E., F.B.I.M.

Bridges the gap between complicated technical theory, and "cut-and-try" methods which may bring success in design but leave the experimenter unfulfilled. A strong practical bias - tedious and higher mathematics have been avoided where possible and many tables have been included.

The book is divided into six basic sections: Units and Constants, Direct-Current Circuits, Passive Components, Alternating-Current Circuits, Networks and Theorems, Measurements.
256 pages **Order code BP53** £3.95

NEWNES ELECTRONICS TOOLKIT

Geoff Phillips

The author has used his 30 years experience in industry to draw together the basic information that is constantly demanded. Facts, formulae, data and charts are presented to help the engineer when designing, developing, evaluating, fault finding and repairing electronic circuits. The result is this handy workmate volume: a memory aid, tutor and reference source which is recommended to all electronics engineers, students and technicians.

Have you ever wished for a concise and comprehensive guide to electronics concepts and rules of thumb? Have you ever been unable to source a component, or choose between two alternatives for a particular application? How much time do you spend searching for basic facts or manufacturer's specifications? This book is the answer, it covers resistors, capacitors, inductors, semiconductors, logic circuits, EMC, audio, electronics and music, telephones, electronics in lighting, thermal considerations, connections, reference data.
158 pages **Order code NE20** £12.95

INTERNATIONAL TRANSISTOR EQUIVALENTS GUIDE

A. Michaels

Helps the reader to find possible substitutes for a popular selection of European, American and Japanese transistors. Also shows material type, polarity, manufacturer and use.
320 pages **Order code BP85** £3.95

AUDIO AND MUSIC

INTRODUCTION TO DIGITAL AUDIO

(Second Edition)

Ian Sinclair

Digital recording methods have existed for many years and have become familiar to the professional recording engineer, but the compact disc (CD) was the first device to bring audio methods into the home. The next step is the appearance of digital audio tape (DAT) equipment.

All this development has involved methods and circuits that are totally alien to the technician or keen amateur who has previously worked with audio circuits. The principles and practices of digital audio owe little or nothing to the traditional linear circuits of the past, and are much more comprehensible to today's computer engineer than the older generation of audio engineers.

This book is intended to bridge the gap of understanding for the technician and enthusiast. The principles and methods are explained, but the mathematical background and theory is avoided, other than to state the end product.
128 pages **Order code 102** £7.95

AUDIO

F. A. Wilson, C.G.I.A., C.Eng., F.I.E.E., F.I.E.R.E., F.B.I.M.

Analysis of the sound wave and an explanation of acoustical quantities prepare the way. These are followed by a study of the mechanism of hearing and examination of the various sounds we hear. A look at room acoustics with a subsequent chapter on microphones and loudspeakers then sets the scene for the main chapter on audio systems - amplifiers, oscillators, disc and magnetic recording and electronic music.
320 pages **Order code BP111** £3.95

PROJECTS FOR THE ELECTRIC GUITAR

J. Chatwin

This book is for anyone interested in the electric guitar. It explains how the electronic functions of the instrument work together, and includes information on the various pickups and transducers that can be fitted. There are complete circuit diagrams for the major types of instrument, as well as a selection of wiring modifications and pickup switching circuits. These can be used to help you create your own custom wiring.

Along with the electric guitar, sections are also included relating to acoustic instruments. The function of specialised piezoelectric pickups is explained and there are detailed instructions on how to make your own contact and bridge transducers. The projects range from simple preamps and tone boosters, to complete active controls and equaliser units.
92 pages **Order code BP353** £4.95

AN INTRODUCTION TO LIGHT IN ELECTRONICS

F. A. Wilson

Marconi first bridged the Atlantic with radio waves, then of a mere 200 kilohertz. Since then for communication we have moved up the frequency scale through megahertz and microwaves and are now probing light waves. Accordingly no self-respecting electronics engineer can afford not to be conversant with light and its uses in electronics since development of opto-electronic devices and communication systems is proceeding at a truly explosive rate.

This book is not for the expert but neither is it for the completely uninitiated. It is assumed the reader has some basic knowledge of electronics. After dealing with subjects like Fundamentals, Waves and Particles and The Nature of Light such things as Emitters, Detectors and Displays are discussed. Chapter 7 details four different types of Lasers before concluding with a chapter on Fibre Optics.
161 pages **Order code BP159** £4.95

PRACTICAL ELECTRONIC DESIGN DATA

Owen Bishop

This book is a comprehensive ready-reference manual for electronics enthusiasts of all levels, be they hobbyists, students or professionals. A helpful major section covers the main kinds of component, including surface-mounted devices. For each sort, it lists the most useful and readily available types, complete with details of their electronic characteristics, pin-outs and other essential information.

Basic electronic units are defined, backed up by a compendium of the most often required formulae, fully explained. There are five more extensive sections devoted to circuit design, covering analogue, digital, radio, display, and power supply circuits. Over 150 practical circuit diagrams cover a broad range of functions. The reader is shown how to adapt these basic designs to a variety of applications. Many of the circuit descriptions include step-by-step instructions for using most of the standard types of integrated circuit such as operational amplifiers, comparators, filters, voltage converters and switched-mode power supply devices, as well as the principal logic circuits.
328 pages **Order code BP316** £4.95

MIDI SURVIVAL GUIDE

Vic Lennard

Whether you're a beginner or a seasoned pro, the MIDI Survival Guide shows you the way. No maths, no MIDI theory, just practical advice on starting up, setting up and ending up with a working MIDI system.

Over 40 cabling diagrams. Connect synths, sound modules, sequencers, drum machines and multitracks. How to budget and buy secondhand. Using switch, thru and merger boxes. Transfer songs between different sequencers. Get the best out of General MIDI. Understand MIDI implementation charts. No MIDI theory.
104 pages **Order code PC111** £6.95

PRACTICAL ELECTRONIC MUSICAL EFFECTS UNITS

R. A. Penfold

This book provides practical circuits for a number of electronic musical effects units. All can be built at relatively low cost, and use standard, readily available components. The projects covered include: Waa-Waa Units; Distortion Units; Phaser; Guitar Envelope Shaper; Compressor; Tremolo Unit; Metal Effects Unit; Bass and Treble Boosters; Graphic Equaliser; Parametric Equaliser. The projects cover a range of complexities, but most are well within the capabilities of the average electronics hobbyist. None of them require the use of test equipment and several are suitable for near beginners.
102 pages **Order code BP168** £4.95

LOUDSPEAKERS FOR MUSICIANS

Vivan Cape

This book contains all that a working musician needs to know about loudspeakers; the different types, how they work, the most suitable for different instruments, for cabaret work, and for vocals. It gives tips on constructing cabinets, wiring up, when and where to use wadding, and when not to, what fittings are available, finishing, how to ensure they travel well, how to connect multi-speaker arrays and much more.

Ten practical enclosure designs with plans and comments are given in the last chapter, but by the time you've read that far you should be able to design your own!
164 pages **Order code BP297** £3.95

CIRCUITS AND DESIGN

REMOTE CONTROL HANDBOOK (Revised Edition)

Owen Bishop
Remote control systems lend themselves to a modular approach. This makes it possible for a wide range of systems, from the simplest to the most complex, to be built up from a number of relatively simple modules. The author has tried to ensure that, as far as possible, the circuit modules in this book are compatible with one another. They can be linked together in many different configurations to produce remote control systems tailored to switch a table lamp on and off, or to operate an industrial robot, this book should provide the circuit you require.
240 pages **Order code BP240** £3.95

COIL DESIGN AND CONSTRUCTIONAL MANUAL

B. B. Babani
A complete book for the home constructor on "how to make" RF, IF, audio and power coils, chokes and transformers. Practically every possible type is discussed and calculations necessary are given and explained in detail. Although this book is now twenty years old, with the exception of toroids and pulse transformers little has changed in coil design since it was written.
96 pages **Order code T60** £2.50

PRACTICAL ELECTRONICS HANDBOOK - Fourth Edition. Ian Sinclair

Contains all of the everyday information that anyone working in electronics will need.
It provides a practical and comprehensive collection of circuits, rules of thumb and design data for professional engineers, students and enthusiasts, and therefore enough background to allow the understanding and development of a range of basic circuits.

Contents: Passive components, Active discrete components, Discrete component circuits, Sensing components, Linear I.C.s, Digital I.C.s, Microprocessors and microprocessor systems, Transferring digital data, Digital-analogue conversions, Computer aids in electronics, Hardware components and practical work, Standard metric wire table, Bibliography, The HEX scale, Index.
440 pages **Order code NE21** £12.99

AUDIO IC CIRCUITS MANUAL

R. M. Marston
A vast range of audio and audio-associated i.c.s are readily available for use by amateur and professional design engineers and technicians. This manual is a guide to the most popular and useful of these devices, with over 240 diagrams. It deals with i.c.s such as low frequency linear amplifiers, dual pre-amplifiers, audio power amplifiers, charge coupled device delay lines, bar-graph display drivers, and power supply regulators, and shows how to use these devices in circuits ranging from simple signal conditioners and filters to complex graphic equalizers, stereo amplifier systems, and echo/reverb delay lines etc.
168 pages **Order code NE13** £13.95

50 CIRCUITS USING GERMANIUM, SILICON AND ZENER DIODES

R. N. Soar
Contains 50 interesting and useful circuits and applications, covering many different branches of electronics, using one of the most simple and inexpensive of components - the diode. Includes the use of germanium and silicon signal diodes, silicon rectifier diodes and Zener diodes, etc.
64 pages **Order code BP36** £1.95

A BEGINNERS GUIDE TO CMOS DIGITAL ICs

R. A. Penfold
Getting started with logic circuits can be difficult, since many of the fundamental concepts of digital design tend to seem rather abstract, and remote from obviously useful applications. This book covers the basic theory of digital electronics and the use of CMOS integrated circuits, but does not lose sight of the fact that digital electronics has numerous "real world" applications.
The topics covered in this book include: the basic concepts of logic circuits; the functions of gates, inverters and

other logic "building blocks"; CMOS logic i.c. characteristics, and their advantages in practical circuit design; oscillators and monostables (timers); flip/flops, binary dividers and binary counters; decade counters and display drivers.

The emphasis is on a practical treatment of the subject, and all the circuits are based on "real" CMOS devices. A number of the circuits demonstrate the use of CMOS logic i.c.s in practical applications.
119 pages **Order code BP333** £4.95

OPTOELECTRONICS CIRCUITS MANUAL

R. M. Marston
A useful single-volume guide to the optoelectronics device user, specifically aimed at the practical design engineer, technician, and the experimenter, as well as the electronics student and amateur. It deals with the subject in an easy-to-read, down-to-earth, and non-mathematical yet comprehensive manner, explaining the basic principles and characteristics of the best known devices, and presenting the reader with many practical applications and over 200 circuits. Most of the i.c.s and other devices used are inexpensive and readily available types, with universally recognised type numbers.
182 pages **Order code NE14** £13.95

OPERATIONAL AMPLIFIER USER'S HANDBOOK

R. A. Penfold
The first part of this book covers standard operational amplifier based "building blocks" (integrator, precision rectifier, function generator, amplifiers, etc), and considers the ways in which modern devices can be used to give superior performance in each one. The second part describes a number of practical circuits that exploit modern operational amplifiers, such as high slew-rate, ultra low noise, and low input offset devices. The projects include: Low noise tape preamplifier, low noise RIAA preamplifier, audio power amplifiers, d.c. power controllers, opto-

isolator audio link, audio millivolt meter, temperature monitor, low distortion audio signal generator, simple video fader, and many more.
120 pages **Order code BP335** £4.95

CMOS CIRCUITS MANUAL

R. M. Marston
Written for the professional engineer, student or enthusiast. It describes the basic principles and characteristics of these devices and includes over 200 circuits.
All the circuits have been designed, built and fully evaluated by the author; all use inexpensive and internationally available devices.
187 pages **Order code NE12** £13.95

TIMER/GENERATOR CIRCUITS MANUAL

R. M. Marston
This manual is concerned mainly with waveform generator techniques and circuits. Waveform generators are used somewhere or other in most types of electronic equipment, and thus form one of the most widely used classes of circuit. They may be designed to produce outputs with sine, square, triangle, ramp, pulse, staircase, or a variety of other forms. The generators may produce modulated or unmodulated outputs, and the outputs may be of single or multiple form.

Waveform generator circuits may be built using transistors, op.amps, standard digital i.c.s, or dedicated waveform or "function" generator i.c.s.

The manual is divided into eleven chapters, and presents over 300 practical circuits, diagrams and tables. The subjects covered include: Basic principles; Sine wave generators; Square wave generators; Pulse generator circuits; "Timer i.c." generator circuits; Triangle and sawtooth generators; Multi-waveform generation; Waveform synthesizer i.c.s; Special waveform generators; Phaselocked loop circuits; Miscellaneous "555" circuits.
267 pages **Order code NE18** £13.95

COMPUTING

INTERFACING PCs AND COMPATIBLES

R. A. Penfold
Once you know how, PC interfacing is less involved than interfacing many eight-bit machines, which have tended to use some unusual interfacing methods.

This book gives you: A detailed description of the lines present on the PC expansion bus. A detailed discussion of the physical characteristics of PC expansion cards. The I/O map and details of the areas where your add-on can be fitted. A discussion of address decoding techniques. Practical address decoder circuits. Simple TTL 8-bit input and output ports. Details of using the 8255 parallel interface adaptor. Digital to analogue converter circuits. In fact everything you need to know in order to produce successful PC add-ons.
80 pages **Order code BP272** £3.95

HOW TO CHOOSE A SMALL BUSINESS COMPUTER SYSTEM

D. Weale
This book is for anyone intending to buy an IBM compatible computer system, whether it is their first system or a replacement. There are sections on hardware, application and systems programs, and how to actually make your choice as well as sections on the law, ergonomics and a glossary of common terms. The text contains many useful tips and some warnings (which could save much effort and expense). After having read this book you should have a better idea of what is suitable for your needs, how to obtain it and how to ensure that the system is operated with the minimum of difficulty.
144 pages **Order code BP323** £4.95

HOW TO EXPAND, MODERNISE AND REPAIR PCs AND COMPATIBLES (Revised Edition)

R. A. Penfold
Not only are PC and compatible computers very expandable, but before long most users actually wish to take advantage of that expandability and start upgrading their PC system. Some aspects of PC upgrading can be a bit confusing, but this book provides advice and guidance on the popular forms of internal PC expansion, and should help to make things reasonably straightforward and painless. Little knowledge of computing is assumed. The only assumption is that you can operate a standard PC of some kind (PC, PC XT, PC AT, or an 80386 based PC).

The subjects covered include: PC overview, Memory upgrades; Adding a hard disk drive; Adding a floppy disk drive; Display adaptors and monitors; Fitting a maths co-processor; Keyboards; Ports; Mice and digitisers; Maintenance (including preventative maintenance) and Repairs, and the increasingly popular subject of d.i.y. PCs.
156 pages **Order code BP271** £5.95

THE PRE-BASIC BOOK

F. A. Wilson, C.G.I.A., C.ENG., F.I.E.E., F.I.E.R.E., F.B.I.M.
Another book on BASIC but with a difference. This one does not skip through the whole of the subject and thereby leave many would-be programmers floundering but instead concentrates on introducing the technique by looking in depth at the most frequently used and more easily understood computer instructions. For all new and potential micro users.
192 pages **Order code BP146** £2.95

SERVICING PERSONAL COMPUTERS - 3rd EDITION

Mike Tooley BA
The revised and enlarged third edition contains a new chapter on servicing 68000 based microcomputers. It has been updated throughout and includes many new photos and diagrams. It is essential for anyone concerned with the maintenance of personal computer equipment or peripherals, whether professional service technician, student or enthusiast.
240 pages **Order code NE15** £25

A CONCISE USER'S GUIDE TO MS-DOS 5

N. Kantaris
If you are a PC user and want to get the most out of your computer in terms of efficiency and productivity, then you must learn the intricacies of its MS-DOS operating system. With this book you will learn to do just that in the shortest and most effective way.

The book explains: The enhancements to be found in MS-DOS version 5, over previous versions of the operating system. How the DOS operating system is structured so that you can understand what happens when you first switch on your computer. How directories and subdirectories can be employed to structure your hard disk for maximum efficiency. How to use the DOS Shell program (a menu-driven graphical interface) to perform various house-keeping operations on your disk. How to manage disk files, and how to use the MS-DOS Editor to fully configure your system by writing your own CONFIG.SYS and AUTOEXEC.BAT files. How to optimise your system by either increasing its conventional memory or increasing its speed. How to write batch files to automate the operation of your system.

A summary of all DOS commands, illustrated with examples, is given in the penultimate chapter, which turns it into a useful reference guide.
124 pages **Order code BP318** £4.95

DIRECT BOOK SERVICE ORDERING DETAILS

Please state the title and order code clearly, print your name and address and add the required postage to the total order.

Add £1.50 to your total order for postage and packing (overseas readers add £3 for countries in the EEC, or add £6 for all countries outside the EEC, surface mail postage) and send a PO, cheque, international money order (£ sterling only) made payable to Direct Book Service or credit card details (including card expiry date), Visa or Mastercard (Access) - minimum credit card order is £5 - quoting your name and address, the order code and quantities required to DIRECT BOOK SERVICE, 33 GRAVEL HILL, MERLEY, WIMBORNE, DORSET BH21 1RW (mail order only).

Although books are normally sent within seven days of receipt of your order, please allow a maximum of 28 days for delivery. Overseas readers allow extra time for surface mail post.

Please check price and availability (see latest issue of Everyday with Practical Electronics) before ordering from old lists.

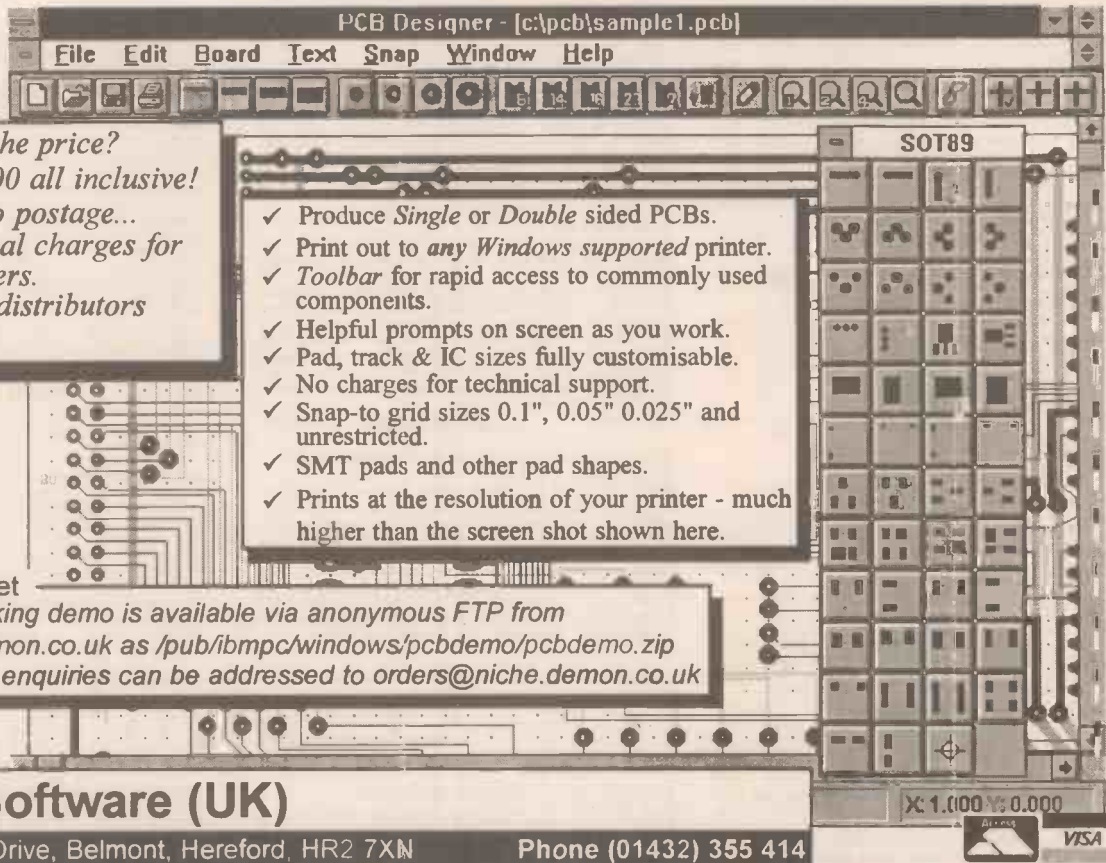
For a further selection of books see next month's issue.

DIRECT BOOK SERVICE IS A DIVISION OF WIMBORNE PUBLISHING LTD.

PCB Designer

For Windows 3.1

Runs on any PC running Windows 3.1 in standard or enhanced mode with 2MB RAM
Will work with any Windows supported printer and monitor



Looking for the price?
It's just £49.00 all inclusive!
...no VAT...no postage...
...no additional charges for
overseas orders.
Dealers and distributors
wanted.

- ✓ Produce *Single* or *Double* sided PCBs.
- ✓ Print out to *any* Windows supported printer.
- ✓ *Toolbar* for rapid access to commonly used components.
- ✓ Helpful prompts on screen as you work.
- ✓ Pad, track & IC sizes fully customisable.
- ✓ No charges for technical support.
- ✓ Snap-to grid sizes 0.1", 0.05" 0.025" and unrestricted.
- ✓ SMT pads and other pad shapes.
- ✓ Prints at the resolution of your printer - much higher than the screen shot shown here.

Internet
A working demo is available via anonymous FTP from
[ftp.demon.co.uk](ftp://demon.co.uk/pub/ibmpc/windows/pcbdemo/pcbdemo.zip) as /pub/ibmpc/windows/pcbdemo/pcbdemo.zip
e-mail enquiries can be addressed to orders@niche.demon.co.uk

Niche Software (UK)

22 Tavistock Drive, Belmont, Hereford, HR2 7XN

Phone (01432) 355 414

PCB SERVICE

Printed circuit boards for certain EPE constructional projects are available from the PCB Service, see list. These are fabricated in glass fibre, and are fully drilled and roller tinned. All prices include VAT and postage and packing. Add £1 per board for airmail outside of Europe. Remittances should be sent to The PCB Service, *Everyday with Practical Electronics*, Allen House, East Borough, Wimborne, Dorset BH21 1PF. Cheques should be crossed and made payable to *Everyday with Practical Electronics* (Payment in £ sterling only).

NOTE: While 95% of our boards are held in stock and are dispatched within seven days of receipt of order, please allow a maximum of 28 days for delivery - overseas readers allow extra if ordered by surface mail.

Back numbers or photostats of articles are available if required - see the *Back Issues* page for details.
Please check price and availability in the latest issue.
Boards can only be supplied on a payment with order basis.

Special KNOCK DOWN SALE of PCBs.

We have a few p.c.b.s left from past projects these are being offered at the knock down price of **£1.00** each - *no matter what size they are* (some of these boards are worth over £10.00 each) while stocks last. This price includes VAT and UK post - overseas orders please add 50p postage (or £1 per board for airmail postage).

£1.00
EACH
inc. VAT
and p&p

- Tea Tune Thermostat 609; Sontan Timer 610; Time Switch 614;
- Doorbell Delay 616; Midi Pedal 639, Midi Merge 640; Audio Lead Tester 641; Music on Hold 646; Power Supply 25V 700mA 656;
- Stereo Noise Generator 681; Amstrad Speech Synthesiser 689;
- Hand Tally, main board 699 and display board 700; Ghost Waker 703; Amstrad PCW Sound Generator 715; Automatic Light Control - PSU board 747 and logic board 748; Modular Disco Lights - Simple Chaser 745 - Masterlink 752 - Dimmer Interface 765 - VU Sound Module 767 - Superchaser 771 - Supersweep 772;
- UV Exposure Unit 768; Bicycle Alarm 773; Knockerbox 775;
- Auto Nightlight 779; Mind Machine - Programmer Board 780; Transistor Checker 781; Micro-Sense Alarm 783; Telesound 784;
- Programmable Timer, 785; Auto Garage Light 786; Economy Seven Timer, 788; Sonic Continuity Tester, 789; Telephone Ringer, 790;
- Experimental Weighing Scale, 792; 12V Drill Charger/PSU (both boards), 793.

Any of the above for just £1 each inc. VAT and p&p.
Back numbers or photostats of articles are available see the *Back Issues* page for details.

PROJECT TITLE		Order Code	Cost
Digital Servo Interface	JUNE '92	791	£4.73
Tie Pulsar		794	£5.19
CCD Reverb Unit		795	£6.39
Switch-Mode Power Supply		796	£7.01
UV Exposure Timer	JULY '92	797	£5.33
Cricket Game		798	£6.77
Quick Prom		799	£5.61
Gas Alarm	AUG '92	800	£5.47
Dual Metronome		801	£6.74
Ultrasonic Tape Measure	SEP '92	802	£6.06
Quicktest		803	£4.82
Traffic Lights System	OCT '92	806	£5.04
Mini Lab	NOV '92	MINI LAB	£14.95
EPE Altimet (Altimeter)		807	£6.30
Personal Stereo Amplifier		808	£6.47
Universal Infra-Red Remote Control	DEC '92	811T/811R	£6.56
Combination Switch		812	£5.68
Christmas Lights Colour Spectrum		813	£5.97
TV/UHF Aerial Amp (double-sided)	JAN '93	814	£7.23
Continuously Variable Balanced Power Supply		815	£5.65
Emergency Lighting Unit		816	£6.77
Car Electric Window Enhancer	MAR '93	821	£5.00
Simplify Atari STFM Interface		822	£5.55
Personal Stereo Amp. Add-On		823	£3.90
Electronic Fire	APR '93	820	£4.84
Mind Machine MkII - Signal Generator		824	£5.57
Ventilation Fan Timer		825	£4.70
Universal Data Logger		826	£5.88
Mind Machine MkII - Magic Lights	MAY '93	827	£6.58
Superhet Radio Control Receiver		828	£5.93
Guitar Preamp and Distortion Unit		829	£5.46
Linear Clock - Timing Board		830	£8.00
Display Board		831	£7.00
Universal Alarm Module		9070	£3.00
Electronic Snooker Scoreboard	JUNE '93	832	£9.17
Mind Machine MkII - Computer Interface	JULY '93	833	£6.39
Xenon Strobe		834	£5.84
Electronic Gong		835	£7.50
Micro Lab - p.c.b., EPROM, PAL and booklet		MICRO	£35.00

PROJECT TITLE	Order Code	Cost
Bike Odometer (pair of boards) AUG '93	836/7	£7.00
Amstrad PCW A to D Converter (double-sided)	838	£9.85
Experimental Electronic Pipe Descaler	839	£5.50
Sound Activated Camera Trigger SEP '93	840	£5.34
L.E.D. Sandglass OCT '93		
Main and Display boards	841/2	£7.30
Kettle Alert	843	£5.19
Linear Power Supply (double-sided)	844	£9.77
Multi-Purpose Audio System		
Six Channel Stereo Mixer	845	£11.98
Multi-Purpose Audio System NOV '93		
Microphone Pre-Amp module	846	£4.88
RIAA Pre-Amp module	847	£5.11
20 Metre Receiver	848	£6.63
Multi-Purpose Audio System DEC '93		
Tone Control and 1W Stereo Amplifier	849	£6.09
Tone Control	850	£5.12
1W Stereo Amplifier	851	£4.88
Three-Way Christmas Tree Lights Flasher	853	£5.65
Auto Alarm	854	£5.49
250W/600W Battery to Mains Inverter	855	£13.92
Multi-Purpose Audio System JAN '94		
10W + 10W Stereo Power Amplifier		
Amplifier	852a	£5.65
Power Supply	852b	£5.49
Pond Heater Thermostat	856	£5.77
Timer/NiCad Capacity Checker	857	£6.30
Multi-Purpose Audio System FEB '94		
Balanced Microphone Preamplifier	858	£5.30
Balanced Microphone Power Supply	859	£5.14
Whistle Controlled Light Switch	860	£5.19
Battery to Mains Inverter - U.P.S. charger board	862	£7.38
Three Phase Generator MAR '94		
Visual Doorbell	861	£5.95
CCD TV Camera - Control Board	863	£5.80
(double-sided, plated-through-hole)	865	£15.00
Telephone Ring Detector APR '94		
CCD TV Camera	864	£4.72
Combined Video, Test & Ext Plug Boards	866a/e	£11.00
Frame Grab Control	867	£15.00
(double-sided plated-through-hole)		
EPE Sound DAC PC Sound Board	868	£4.77
MOSFET Variable Bench Power Supply	869	£5.80
L.E.D. Matrix Message Display Unit MAY '94		
Display Board	870	£18.00
CPU Board	871	£7.20
Stereo Noise Gate	873	£6.14
Simple TENS Unit	875	£5.84
Capacitance/Inductance Meter	876	£6.44
Advanced TENS Unit JUN '94		
Digital Water Meter - Scaler	877	£6.56
Counter/Display	878	£11.19
L.E.D. Matrix Message Display Unit	879	pair
Keypad	872	£5.19
PC Interface	880	£5.82
Microprocessor Smartswitch	881	£5.61
Microcontroller P.I. Treasure Hunter	882	£6.60
Print Timer JULY '94		
Watering Wizard	874	£5.82
Simple NiCad Charger	883	£6.60
Voxbox	884	£4.98
Stereo HiFi Controller - 1 Power Supply	885	£6.90
	886	£5.66
Stereo HiFi Controller - 2 AUG '94		
Main Board	887	£7.39
Expansion/Display Boards (pair)	888	£9.80
Dancing Fountains - 1		
Pre.amp	889	£5.28
Pump Controller	890	£5.41
Filter	891	£5.23
6802 Microprocessor Development Board	894	£9.15
Dancing Fountains - 2 SEPT '94		
PC-Compatible Interface (double-sided)	892	£10.90
Automatic Greenhouse Watering System	895	£5.33
Seismograph - 1 Sensor/Filter	896	£6.23
Clock/Mixer	897	£5.87
3-Channel Lamp Controller	899	£8.17
Seismograph - 2 OCT '94		
PC-Compatible Interface (double-sided)	898	£10.72
Visual/Audio Guitar Tuner	900	£7.55
Digilogue Clock	901	£12.50
Hobby Power Supply	902	£5.00
Audio Auxplexer		
Control Board	903	£7.72
Receiver	904	£6.24
Power Controller NOV '94		
1000V/500V Insulation Tester	905	£4.99
Active Guitar Tone Control	906	£5.78
TV Off-er (pair)	907	£4.50
Video Modules - 1 Simple Fader	908/909	£7.25
Improved Fader	910	£5.12
Video Enhancer	911	£6.37
	912	£5.15

PROJECT TITLE	Order Code	Cost
Rodent Repeller DEC '94	913	£6.26
EPE Fruit Machine	914	£8.14
Video Modules - 2 Horizontal Wiper	916	£6.23
Vertical Wiper	917	£6.35
4-Channel Audio Mixer	918	£6.20
Spacewriter Wand	921	£4.00
Universal Digital Code Lock	922	£6.25
Video Modules - JAN '95		
3 Dynamic Noise Limiter	919	£5.92
System Mains Power Supply	920	£4.98
Magnetic Field Detector	923	£5.77
Model Railway Track Cleaner	924	£5.11
Moving Display Metronome	925	£6.24
The Ultimate Screen Saver FEB '95		
Foot-Operated Drill Controller	927	£5.66
Model Railway Signals	928	£5.73
12V 35W PA Amplifier	929	£5.96
	930	£12.25
Multi-Purpose Thermostat MAR '95		
Multi-Project PCB	931	£6.30
Sound-Activated Switch	932	£3.00
Audio Amplifier		
Light Beam Communicator (2 boards required)		
Multi-Project PCB APR '95		
Light-Activated Switch	932	£3.00
Switch On/Off Timer		
Continuity Tester		
Auto Battery Charger	934	£5.36
National Lottery Predictor	935	£5.34
R.F. Signal Generator MAY '95		
R.F./Mod.	936	£6.48
Coil & Power Supply (pair)	937a/b	£6.10
MIDI Pedal	938	£7.78
Club Vote Totaliser	939	£6.05
PIC-DATS Development System		
(double-sided p.t.h.)	940	£9.90
EPE HiFi Valve Amplifier - JUNE '95		
Phase splitter	941	£6.71
PIC-DATS 4 -channel Light Chaser	942	£7.90
HV Capacitor Reformer JULY '95		
Ramp Generator	943	£5.60
Logic Board (double-sided p.t.h.) & Analogue		
board (pair)	944/5	£32.00
Automatic Curtain Winder	946	£6.75
Windicator	947	£4.10
Microcontrolled 3-Digit Timer AUG '95		
IR Remote Control - Transmitter	933	£6.61
- Receiver	948	£5.76
Personal Practice Amplifier	949	£6.14
	950	£6.09
Low-Range Ohmmeter Adaptor SEPT '95		
Simple Theremin	926	£5.55
Vandata	952	£6.68
Boot Control Unit	953	£10.52
Display Unit	954	£6.61

EPE PRINTED CIRCUIT BOARD SERVICE

Order Code Project Quantity Price

.....

Name.....

Address.....

.....

.....

I enclose payment of £..... (cheque/PO in £ sterling only) to:



Everyday with
Practical Electronics



Access (MasterCard) or Visa No.
Minimum order for credit cards £5


--	--	--	--	--	--	--	--	--	--

Signature..... Card Exp. Date.....

Please supply name and address of cardholder if different from the address shown

REPORTING AMATEUR RADIO

Tony Smith G4FAI



RAE CLASSES

Classes for the radio amateurs' examination (RAE) restart in September. These are for the full RAE which leads to a Class B (VHF and UHF only) amateur radio licence or a Class A (all bands) licence. To obtain the latter, applicants must also pass a 12 words per minute Morse test.

The Novice examination (NRAE) is simpler, and has a shorter period of study, leading to the Novice B or A licence (the latter with a 5wpm Morse requirement). Most of what follows relates to the full RAE, and there will be more about Novice entry in a later column.

The RAE has a multiple choice format, and is in two parts. Part one covers the radio regulations, transmitter interference and electromagnetic compatibility. Part two covers operating procedures and practices; electrical theory; solid state devices; receivers; transmitters; propagation and antennas; and measurements.

This need not be too daunting for those set on becoming a radio amateur. I knew little about radio before I took an RAE course, but enthusiasm for my newfound interest carried me through to a good result. Anyone who already has some knowledge of and an interest in electronics would have an even better chance of passing with flying colours.

SUCCESS RATES

The course for the RAE usually runs over one academic year. The exams are held in December and May at technical colleges, evening institutes, local radio clubs and schools across the UK. Those who make good progress often take the December exam and if unsuccessful try again the following May.

In the four year period ending May 1994, 18,190 candidates took the RAE and 12,561 passed, a success rate of 69 per cent. To give an idea of how many people currently participate in amateur radio, there were 61,291 licenses on issue in the UK at the end of March 1995. These comprised 32,715 Class A licences, 26,465 Class B, 188 Novice A, and 1,923 Novice B.

These figures exclude the many enthusiasts studying for the exams at any one time. There are also thousands of shortwave listeners who listen to amateur radio as well as other radio services. Many of these SWLs also have a good understanding of amateur radio but do not feel the need to obtain a transmitting licence.

A HOBBY FOR ALL

Amateur radio is a hobby for all. You can get a licence to immerse yourself in one or more different aspects of radio communication. With the appropriate licence you can use a microphone to talk to people in this country or round the

world. You can even talk to astronauts on shuttle flights or in orbiting satellites.

With acquired skills, you can communicate using Morse code, computers, teleprinters or television. With the appropriate equipment, you can reflect your signals to their destination via the ionosphere, repeaters, satellites, meteor showers, the aurora borealis, or the moon.

You can experiment with antennas or ancillary equipment to improve the performance of your station; or modify your rig if you wish. You can build your own transmitter or receiver, or you can invent and try out some new form of improved radio communication – if you can convince the authorities of its potential value!

Again depending on the licence you hold, you can transmit and receive over a wide range of authorised frequencies, from HF to microwaves.

SPECIAL INTEREST GROUPS

You can join special activity groups such as RAYNET, which trains continuously and, when required, provides valuable communications facilities for the emergency services.

There are contest groups, expedition groups, and special groups for virtually all amateur radio interests, as well as others whose members are linked by a common interest outside the hobby. There are such groups or clubs for railwaymen, police, Esperantists, ex- and current members of the armed services, and many others. In a more general sense there are local radio clubs across the country, which are usually very pleased to welcome newcomers to the hobby.

A national society, the Radio Society of Great Britain (RSGB), provides a wide range of services to its members, including a monthly journal *Radio Communication*. It also publishes or sells a large range of specialist books catering for every branch of the hobby from beginner to advanced level.

Within the hobby there are many other publications available from home and abroad, magazines, books, and club journals, again catering for just about every activity.

FURTHER INFORMATION

The Radiocommunications Agency has a free booklet, *How to Become a Radio Amateur*, obtainable by phoning 0171 215 2352. Copies of the examination syllabus (price £2.00 post free), plus free sample questions, can be obtained from The City & Guilds of London Institute, 46 Britannia Street, London WC1X 9RG. Quote Subject 773 for the NRAE, and Subject 765 for the RAE.

The RSGB will provide more information about all types of entry into amateur radio on request, and has a number of useful publications for RAE

and NRAE students. Their address is: Lambda House, Cranborne Road, Potters Bar, Herts EN6 3JE. Tel: 01 707 659015.

I should point out that, apart from classes, there are RAE correspondence courses available, while some students successfully devise their own "course", simply using books to learn or revise the subject as appropriate.

If you have been thinking about becoming a radio amateur, now is the time to arrange a September start on a course of study for the RAE. Get the information mentioned above, sign up for a course, and good luck! I look forward to meeting you on the air in the not too distant future!

TROUBLE SPOT

Having written enthusiastically about the attractions of amateur radio, I'm now turning to one of its trouble spots. Many countries permit their national radio societies to broadcast amateur radio news bulletins and where these are limited, as with the RSGB weekly broadcasts, there are usually few interference problems.

In the USA, however, not only does the national society, ARRL, broadcast bulletins daily but other organisations do also. This has led to an enormous row, with some broadcasters accused of interfering with ongoing contacts when they come on the air.

In particular, there is a row about the broadcasts of the International Amateur Radio Network (IARN). Stations broadcasting bulletins do not have allocated frequencies, and are expected to check that a frequency is clear before using it, just like any other amateur station.

Unfortunately, IARN and other bulletin stations believe (wrongly) that by publishing a schedule in advance they may operate on a specific frequency regardless of channel occupancy. Frustrated amateurs dispossessed from such frequencies have retaliated by interfering with the bulletins. The broadcasters have responded by holding what they see as "their" frequencies for long periods with extended broadcasts, and tempers have been running high.

In an effort to alleviate the level of anger and retaliation now on the h.f. bands, one amateur, Fred Maia W5YI, has proposed to the US licensing authority (the FCC) that all news bulletins and code practice transmissions be moved to frequencies above 30MHz.

The ARRL have reacted strongly to this suggestion. Their own broadcasts do not cause problems, and they object to the idea of losing their highly valued news bulletins and Morse practice transmissions from the h.f. bands.

The FCC has received many comments for and against the idea of such a move. It will be interesting to see how the matter is resolved.

**HIGH QUALITY LOW COST
C.C.T.V. CAMERA**
LOW LIGHT LEVEL 0.03 LUX @ F1.4
AUTO ELECTRONIC SHUTTER.
COMPOSITE VIDEO OUT VIA
BNC PLUG.
SMALL DISCRETE SIZE.
CAN BE USED WITH PC DIGITISER.



This super quality CCD camera can be connected into your existing TV or video using the AV channel and can be used for discrete surveillance or observing your property externally using a suitable weatherproof housing. Can accommodate lighting levels ranging from daylight to street lighting using its built in electronic shutter. Excellent when using with an infra red source. Built in wide angle fixed focus lens the camera has a resolution of 380 TVL. Can be housed inside an empty floodlight case. (extra).

Special offer price of only: **£79.95 Plus VAT (P&P £3.50)**
For full range of CCTV products send SAE to:
Direct CCTV Ltd., Dept. PE27., Unit 6, Carrick Court, Forrest Grove
Business Park, Middlesbrough, TS2 1QE.

KITS

TIMER KIT. Controls 4 outputs at preset times over a 7 day cycle. LED display. Easily programmed via keyboard. **£65.95**
ELECTRONIC LOCK KIT. Over 38,000 possible combinations. Alarm sounds after 3-9 failed guesses and locks out keyboard for preset time. **£25.50**
SUPER SENSITIVE FM MICROBUG. Runs off a 9V battery, fits in a match box, listen in on any FM radio. **£10.25**
STROBE KIT. Can be triggered by external voltage e.g. loudspeaker or as a slave flash for photographic purposes. **£21.85**
Plus many many more. Including all TK Kits.
For full details send your SAE now.

COMPONENTS

We have a full range of electronic components at competitive prices.
Send an SAE for price lists.
NEW BOOK! Beginner's Guide To the Internet. 88pp £5 Inc.

**GATS
ELECTRONICS**

149 The Vale, Acton W3 7HR
Tel: 0181 932 0144
Fax: 0181 932 0145

15 Amstrad Games £5.00
15 Spectrum Games £5.00
£1 PACKS
50 BC647A; 20 BS107; 20 BSS92;
10 2N2907A; 20 2N5086;
10 2N5551; 3 BD145; 10 BD237;
10 BD239A; 5 BFW43; 10 BFX30;
3 BSX59; 10 VN2010-L; 20 ZTX304;
20 ZTX311; 20 ZTX510; 20 ZTX551;
5 5V d.i.l. relays; 10 21-10MHz
crystals; 10 811MHZ filters; 50 6-way
i.c. skts.; 50 14-way d.i.p. hors;
20 T018 heatsinks; 20 T05 heatsinks;
200 T05 mounting pads; 200 T018
mountings pads; 2 100Ω LOPT Tx;
5 12-way terminal blocks; 10 silver
control knobs; 10 95V V.D.R.; 3 12V
counters; 25 3-5mm jack plugs;
10 PCB MT microswitch; 10 6-way
d.i.l. switch; 10-1 pole 3-way rotary
switch; 25 slide switches; 5 3A 250V
power toggle switch; 50 4-7µF 25V
caps; 15 2200µF 25V caps;
10 0.047µF suppression caps;
25 neons; 10 1µF 250V polyesters.
5 1/4" to 3 1/2" floppy converter
leads..... £1.50 ea*
STC p.s.u. 240V Input; 5V 6A
Output, (converts to 12V 3A,
details supplied)..... £5.95
Temperature probes, with
data..... £3.95*
Universal Timer (10 min. delay and
20 min. cut-off functions)..... £3.95
12V 400mW Zeners..... 100 off £1
3AMP mains filters..... £1.00 ea
40 Character x 1-line dot
matrix display..... £4.95 ea*
Car Dashboard Display (shows
lights, indicators, doors,
on picture of car)..... £4.95*
4-digit clock display..... £2.50*
4-digit l.c.d. with 7211 driver..... £3.50*
17-digit v.f. display..... £2.95*
Giant 2-digit v.f. display..... £2.95*
12V stepper motors, 48 steps
per rev., 7-3° step angle..... £3.95*
250 off mixed electrolytic
caps..... £4.95*
250 off polyester caps..... £4.95*
1000 off mixed resistors 1/4W..... £4.95*
100 off phono plugs..... £2.95*

50 off mixed terminal blocks..... £2.50*
25 off buzzers & sounders..... £3.50*
25 off mixed relays..... £4.95*
50 off mixed switches..... £7.50*
250 off i.c. sockets..... £3.95*
1000 off Ceramic caps..... £7.50*
5 off 3V Lithium memory
back-up batteries..... £2.00*
100 off 2200µF 25V caps..... £6.00*
3lb mixed component pack..... £4.95
Jumbo component pack..... £10
Crystal oscillators 10/12MHz..... £1 ea
5V DPCCO D.I.L. relay..... 60p ea*
5V SPCO S.I.L. reed relay..... 40p ea*
12V Piezoelectric Sounders..... 50p ea
DIL Switches 3/4/6 and
12-way..... 35p ea*
3-5mm jack plugs..... 10 for £1*
100 off Zener diodes, mixed..... £2*
21-piece mini screwdriver set..... £3.95*
Universal test lead kit..... £3.95*
10 crocodile clip leads..... £3.50*
20 off mixed R.F. Filters,
Crystals, etc..... £4.95*
100m P.V.C. sleeving..... £4.50*

VALVES

QQV0310, £10*; QV0320A, £10*;
QQV0640A, £20*; ECC 82, £3*;
ECH 81, £2*; PCL 805, £3*;
ORP 11, £3; ORP 40, £3; CV 4004,
4005, 4006, 4007, 4014, 4020,
4024, 4043, 4055, 4064, 5042,
5080, ALL £5 each*

**QUANTITY DISCOUNTS
AVAILABLE PLEASE RING.**
We also buy all forms of electronic
components, p.s.u's, disk drives etc.
Lists to below address.

**ALL PRICES INCLUDE V.A.T.
PLEASE ADD £2.00 p&p EXCEPT
ITEMS MARKED* WHICH ARE 50P
SAE FOR BULK BUYING LIST
PAYMENT WITH ORDER TO:
Dept EE, COMPELEC,
14 Constable Road,
St. Ives, Huntingdon,
Cambs PE17 6EQ
Tel/Fax: 01480 300819**

JCG Electronic projects

PO BOX HP79 WOODHOUSE STREET HEADINGLEY LEEDS LS6 3XN

KITS

RADIO KITS/TRANSMITTERS/ REMOTE CONTROL

MICRO FM (a). 1km range transmitter, 80-100MHz
preset, received on any FM radio. Includes FET mic.
2 x 3cm PCB **£6.95**
MICRO FM (b). Variable mic. sensitivity. Tuneable
80-110MHz. 1km range, 2 x 3.5cm PCB **£7.95**
ULTRA MINI FM. 200mtrs range. 80-100MHz. runs off
watch battery (inc), only 1 x 2cm PCB **£8.95**
FM TRACKER. Transmits a constant tone for direction
finding, tracking etc. 80-110MHz **£8.50**;
FM RECEIVER (a). Small high quality FM receiver.
Covers standard FM broadcast bands. Will drive
headphones (not inc) **£10.90**
FM RECEIVER (b). As (a) but with 3 watt audio power amp
and tuning LED **£13.50**
CRYSTAL RADIO. Great introduction to radio
electronics. Includes tuner, ferrite aerial and
earphone **£7.50**
AM RADIO. Single chip radio for use with headphones.
(not inc) or an external amplifier **£8.90**
I.R. REMOTE CONTROL. Single channel for lights,
garage doors etc. Transmitter - **£6.95**
Receiver (with mains relay) - **£9.50**
27MHz RADIO CONTROL.
Single channel, XTAL controlled Transmitter - **£9.80**
Receiver (with mains relay) - **£15.45**
MICRO TRANSMITTER GUIDE. Packed with useful
circuits and info - How to build surveillance devices,
short range TX's etc. Only **£3.95**

PREAMPS/AUDIO

AU10 GENERAL PURPOSE PREAMP for audio
applications where low noise isn't a priority - guitar
amps etc. 9V-15V, variable gain and high output **£4.20**
AU11 LOW NOISE PREAMP for more critical input stages.
Ideal for mixers etc. 9V-15V, variable gain **£4.50**
AU12 ULTRA LOW NOISE PREAMP. Professional
standard. Uses an NE5534 i.c. 9V-15V, variable
gain **£5.99**
AU13 SMALL SIGNAL. Single FET preamp for boosting low
output piezo pickups or acoustic transducers **£3.90**
AU14 SMALL SIG + EQ. An AU13 with a simple
three-band passive EQ circuit. Designed for
piezo pu's **£6.90**
AU15 SINGLE TRANSISTOR. Low noise preamp for
electric guitars etc. Preset gain. BC184L **£3.90**
AU16 ACTIVE TONE CONTROL. 12dB cut and boost,
bass and treble with preamp. Includes pots. **£8.95**
AU17 7-BAND EQ board for graphic/toner control
applications. Pots included **£12.95**

POWER AMPS

P2 15 WATT. General purpose upgrade. Uses TDA2030.
24V single rail with heatsink **£9.95**
P3 40 WATT. High quality power amp for compact disc
and other demanding applications. Switch on mute,
thermal/short protection. Distortion less than 0.003%
27V ± with heatsink **£15.50**
P4 150 WATT. Rugged and powerful MOSFET design.
excellent response and reliability, 50V ± with heatsink.
Ideal for guitar amps. PA or sound system **£29.95**

GUITAR/INSTRUMENT KITS

Most of the kits in this section are designed to be small
enough to be installed inside instruments, but can easily
be adapted for other applications such as Effects Pedals
TL10 VOLUME BOOSTER. Compact circuit for low
output pickups **£3.95**
TL11 OVERDRIVE. Will provide enough clean output to
overdrive any guitar amp. Variable **£7.95**
TL12 DISTORTION. Smooth distortion and sustain.
Variable **£7.95**
TL20 HI BOOST. Variable high frequency booster
for guitar or bass **£6.50**
TL21 LOW BOOST. Variable low frequency booster
for guitar and bass **£6.50**
TL22 MID BOOST. Variable mid-range booster for guitar
and bass. Can also produce Wah Wah effects **£6.75**
TL23 GUITAR ACTIVE TONE. Fully active tone controls
for guitar. Includes control pots **£12.95**
TL24 BASS ACTIVE TONE. As above but for bass
guitar **£12.95**
TL25 HALL EFFECT WAH WAH. Tuneable band pass
filter, controlled by the proximity of a magnet to a hall
effect sensor. Makes for a smooth filter sweep without
the noise associated with potentiometer arrangements
(pedal assembly not included) **£10.75**
TL26 HALL EFFECT VOLUME. Circuitry for making a
high quality volume pedal (pedal assembly not
included) **£9.50**

SEND FOR A LIST OF OUR FULL RANGE OF RADIO AND AUDIO KITS. ALL KITS COME COMPLETE
WITH PRE-DRILLED P.C.B.'s, HIGH SPEC COMPONENTS AND FULL INSTRUCTIONS - MAIL ORDER
ONLY - MAKE CHEQUEST/PO'S PAYABLE TO J.C.G. PRICES INCLUDE POSTAGE AND PACKING

the new

CRICKLEWOOD Electronics

Very Interesting CATALOGUE

ASTRONOMICAL RANGE AT DOWN TO EARTH PRICES

- TRANSISTORS+ICs+SEMICONDUCTORS
- RESISTORS+CAPACITORS+INDUCTORS
- SURVEILLANCE+SECURITY+SECURITY
- PLUGS+SOCKETS+LEADS+CONNECTS
- TV & VIDEO SPARES (inc Video Heads)
- HI-FI+DISCO+HI-FI GADGETS+SPEAKERS
- AUDIOPHILE COMPONENTS (inc Capacitors)
- IN CAR AUDIO+SPEAKERS (inc Bass tubes)
- COMPUTER ACCESSORIES+BOARDS
- TOOLS+TEST EQUIPMENT+BENCHWARE

& much much much more (over 10,000 lines).

SEND TODAY FOR **THE VERY INTERESTING CATALOGUE**
Pay by PO, Cheque, Credit Card or tape Coins to Paper

Please send mecopies of the 1995 Cricklewood Catalogue.
I enclose £2.50 per copy (UK & Europe). £5.00 overseas

Name.....
Address.....
.....
.....
Please Charge my Credit Card no.....
Expiry Date.....Tel no.....PEE

Cricklewood Electronics Ltd, 40-42 Cricklewood Broadway
London NW2 3ET Tel 0181 450 0995 Fax 0181 208 1441

EVERYDAY CLASSIFIED
 With **PRACTICAL**
ELECTRONICS


Everyday with Practical Electronics reaches nearly twice as many UK readers as any other independent monthly hobby electronics magazine, our audited sales figures prove it. We have been the leading independent monthly magazine in this market for the last ten years

If you want your advertisements to be seen by the largest readership at the most economical price our classified and semi-display pages offer the best value. The prepaid rate for semi-display space is £8 (+VAT) per single column centimetre (minimum 2.5cm). The prepaid rate for classified adverts is 30p (+VAT) per word (minimum 12 words).

All cheques, postal orders, etc., to be made payable to Everyday with Practical Electronics. **VAT must be added.** Advertisements, together with remittance, should be sent to Everyday with Practical Electronics Advertisements, Holland Wood House, Church Lane, Great Holland, Essex CO13 0JS. Phone/Fax (01255) 850596.

For rates and information on display and classified advertising please contact our Advertisement Manager, Peter Mew as above.

RCS VARIABLE VOLTAGE D.C. BENCH POWER SUPPLY
 1 to 24 volts up to 1/2 amp. 1 to 20 volts up to 1 amp. 1 to 16 volts up to 1 1/2 amps d.c. Fully stabilised. Twin panel meters for instant voltage and current readings. Overload protection.
 Fully variable.
 Operates from 240V a.c.
 Compact unit.
 Size 9 x 5 1/2 x 3 in.
NEW MODEL. Up to 38volts d.c. at 6 amps. 10 amps peak. Fully variable. Twin panel meters. Size 14 1/2 x 11 x 4 1/2 in. £96 inc VAT. Carr £6.



£45 inc. VAT
 + Post and insurance £4

RADIO COMPONENT SPECIALISTS
 337 WHITEHORSE ROAD, CROYDON
 SURREY, U.K. Tel: 0181-6841665

Lots of transformers, high volt caps, valves, speakers, in stock.

**BTEC ELECTRONICS
 TECHNICIAN
 FULL-TIME TRAINING**

THOSE ELIGIBLE CAN APPLY FOR E.T. GRANT SUPPORT
 AN EQUAL OPPORTUNITIES PROGRAMME

O.N.C., O.N.D. and H.N.C.

Next course commences
Monday 18th September 1995
 FULL PROSPECTUS FROM

LONDON ELECTRONICS COLLEGE
 (Dept EPE) 20 PENYVERN ROAD
 EARLS COURT, LONDON SW5 9SU
 TEL: 0171-373 8721

THE BUG CONSTRUCTOR'S MANUAL
 All you will ever need to know about Bugs. Over 40 Bug circuits for every application. Telephone, High Power, Crystal Controlled, and UHF Bugs and many pages of useful information. Many previously unavailable circuits. This is the very latest book, and the "ONLY" book of its kind in the UK. A valuable asset for the hobbyist and professional. Introductory offer price only **£9.95 inc. P&P.**
 For immediate despatch, send cheque or P.O.'s payable to:
GAINSFORD ELECTRONICS,
 71 Gainsford Road, Southampton SO19 7AW.

**This 3cm space in
 Everyday with
 Practical Electronics
 will ONLY cost you
£24 + VAT**

**THE BRITISH AMATEUR
 ELECTRONICS CLUB**
 exists to help electronics enthusiasts by personal contact and through a quarterly Newsletter.
 For membership details, write to the Secretary:
**Mr. J. F. Davies, 70 Ash Road,
 Cuddington, Northwich,
 Cheshire CW8 2PB.**
 Space donated by Everyday with Practical Electronics

**HND in Telecommunications
 Degree in Electronics**
 The Division of Electronics offers a two year BTEC HND in Communications Engineering (Telecommunications). A third year of study leads to a B.Eng. Degree in Electronics.
 Mature students are welcome.
 For more information phone
01254 292348 and ask for Sam Jones



BLACKBURN COLLEGE

EVERYDAY
 With **PRACTICAL**
ELECTRONICS

**SUBSCRIPTION ORDER
 FORM**

Annual subscription rates
 (1995/6):
 UK £24.00.
 Overseas £30
 (surface mail),
 £47.50 (airmail).

To:
 Everyday with Practical
 Electronics,
 Allen House, East Borough,
 Wimborne, Dorset BH21 1PF

Tel: 01202 881749
 Fax: 01202 841692



Name

Address

.....

.....

I enclose payment of £.....

(cheque/PO in £ sterling only, payable to Everyday with Practical Electronics). Alternatively send Access or Visa number and card expiry date.

Signature

Please supply name and address of cardholder if different from the subscription address shown above. **Subscriptions can only start with the next available issue.** For back numbers see the Editorial page.

M9/95

Miscellaneous

PROTOTYPE PRINTED CIRCUIT BOARDS one offs and quantities, for details send s.a.c. to B. M. Ansbro, 38 Poyning Drive, Hove, Sussex BN3 8GR, or phone Brighton 883871.

G.C.S.E. ELECTRONICS KITS, at pocket money prices. S.A.E. for FREE catalogue. SIR-KIT Electronics, 70 Oxford Road, Clacton, CO15 3TE.

PLDs AND EPROMS copied or programmed. We supply logic devices/convert discrete logic to PLDs. Also PCBs designed. Send for details to PO Box 1561 Bath (01225 444467).

VALVE ENTHUSIASTS: Capacitors and other parts in stock. For free advice/lists please ring, Geoff Davies (Radio), Tel: 01788 574774.

CAPACITORS WANTED, axial, 350V and above, polyester, polypropylene and electrolytic. Geoff Davies (Radio), Tel: 01788 574774.

MIDI LIGHTING MODULE, eight 500W channels, 64 levels, 127 presets, assembled and tested. Requires 20V AC supply and case. Cheques for £59, made payable to Technology Direct, 27 Hartland Grove, Priestfield, Middlesbrough, Cleveland TS3 0HL.

LASER POINTERS 5mW 670nm (RED): German quality, £69.50 post paid. Also complete He-Ne Laser systems from £85.00. Telephone 01925 575848 for details. Cheques or PO to, English Scientific, 12 Orford Avenue, Warrington, Cheshire, WA2 7QL.

PLASTIC INJECTION MOULDING at prices you can afford. Very low cost (sometimes free) Tooling. Small quantities speciality. 01685 (Aberdare) 874763.

PIC CHIP PROGRAMMER. Low cost solution, uses PC printer port, full constructional details, plus all software and examples, £20. I. Bailey, 15 Mount Road, Fleetwood FY7 6EZ. Tel: 01253 875148.

COMPLETE GUIDE to building a P.C. details send SAE, D. Bryan, MAYEP, 19 Acie Gdns., Bulwell, Nottingham NG6 8NY.

PRINTED CIRCUIT BOARDS - QUICK SERVICE. Prototype and Production. Artwork raised from magazines or draft designs at low cost. PCB's also designed from schematics. Production assembly also undertaken. For details send to P. Agar, 36 Woodcot Avenue, Belfast, BT5 5JA or phone 01232 473533 (7 days).

NEW. LEARN TO REPAIR PC COMPUTERS. Complete Home Study Course. Includes 20 comprehensive lessons, separate reference manual, fault finding charts, diagnostic software and more. Only £24.95. Tel: 01633 280216.

VISA



Cooke International

SUPPLIER OF QUALITY USED TEST INSTRUMENTS

ANALYSERS, BRIDGES, CALIBRATORS, VOLTMETERS, GENERATORS, OSCILLOSCOPES, POWER METERS, ETC. ALWAYS AVAILABLE

ORIGINAL SERVICE MANUALS FOR SALE
COPY SERVICE ALSO AVAILABLE

EXPORT, TRADE AND U.K. ENQUIRIES WELCOME
SEND LARGES A.E. (50p POSTAGE) FOR LISTS OF EQUIPMENT & MANUALS
ALL PRICES EXCLUDE VAT AND CARRIAGE
DISCOUNT FOR BULK ORDERS SHIPPING ARRANGED

OPEN MONDAY TO FRIDAY 9AM-5PM

Unit Four, Fordingbridge Site, Main Road, Barnham, Bognor Regis,
West Sussex, PO22 0EB

Tel (+ 44) 01243 545111/2 Fax (+ 44) 01243 542457

EQUIPMENT & ACCESSORIES PURCHASED

SERVICE MANUALS & Technical Books

Available for most equipment, any make, age or model.
Return the coupon for your FREE catalogue

MAURITRON TECHNICAL SERVICES (EPE)

8 Cherry Tree Road, Chinnor, Oxon, OX9 4QY.

Tel:- 01844-351694. Fax:- 01844 352554.

Please forward your latest catalogue for which I enclose 2 x 1st Class Stamps
or £3.50 for the complete Service Manuals Index on PC Disc plus catalogue.

NAME _____

ADDRESS _____

POSTCODE _____

Photocopy this coupon if you do not wish to cut the magazine

INFOTECH & STREE

76 Church St, Larkhall, Lanarks, ML9 1HE

Phone (0698) 883334/888343 or Fax (0698) 884825

Remember: Not only do we have every sheet ever produced, but we also have

The World's Largest Collection of SERVICE MANUALS & CIRCUITS

We are now successfully running a *Library Service* which allows you to borrow any
manual you want for as long as you want, and when you need another manual, just return
the one you have, plus a £4.95 exchange fee and tell us what you want next.

*Borrow any Service Manual for £4.95
regardless of its size or normal cost*

The cost of this service is a yearly subscription fee of only £59.95. Join now & get a free
'Data Ref Guide'.

MAKE YOUR INTERESTS PAY!

Over the past 100 years more than 10 million students throughout the world have found it worth
their while! An ICS home-study course can help you get a better job, make more money and
have more fun out of life! ICS has over 100 years experience in home-study courses, and is the
largest correspondence school in the world. You learn at your own pace, when and where you
want under the guidance of expert 'personal' tutors. Find out how we can help YOU. Post or
phone today for FREE INFORMATION on the course of your choice. (Tick one box only!)

GCSE/'A' LEVEL over 20 examination subjects to choose from. Ask for details.

Electronics <input type="checkbox"/>	TV, Video & Hi-Fi Servicing <input type="checkbox"/>
C & G Basic Electronic Engineering <input type="checkbox"/>	Refrigeration & Air Conditioning <input type="checkbox"/>
Electrical Engineering <input type="checkbox"/>	PC Repair <input type="checkbox"/>
Electrical Contracting/Installation <input type="checkbox"/>	Computer Programming <input type="checkbox"/>

Mr/Mrs/Miss/Ms _____

Address _____

P.Code _____

ICS International Correspondence Schools, Dept. ECS 95, 312/314 High Street,
Sutton, Surrey SM1 1PR. Tel: 0141-221 7373 (24 hours). Fax: 0141-221 8151.

Study for a successful career in Electronic Engineering on our BEng (Hons) Degree courses

Bolton Institute is an internationally renowned centre for providing Electronic Engineering
courses in the university education sector. Expertise, modern equipment and a friendly
atmosphere provide an ideal environment for study on our BEng (Hons) Degree courses,
which are accredited by the IEE.

Subjects include:

Microelectronic Design

Electronic circuits, implemented directly in
Silicon and fabricated on single chips is rapidly
developing as a major industry of the future. We
are the DTI North of England Microelectronics in
Business Centre and our course equips prospective
engineers with the knowledge and skills to enter
this exciting and revolutionary technology field.

Electronic Instrumentation and Control

This course provides a strong education in
Electronic Systems, in Instrumentation and
in Control and enables prospective engineers to
enter this flourishing area with an appropriate mix
of skills and knowledge.

Electronic Signal Processing

This course focuses on Electronic processing of
the signals in communications, instrumentations,
control, medical and other applications. We are
a centre of expertise in DSP, having many years
of experience in running MScs in this area.

*We offer flexible routes of entry to our courses
including:*

- 3 Year Standard Degree, or
- One A level for entry onto 2 + 2
(HND first), or
- Foundation first then onto either
HND or Degree

**Call us on 01204 528851, ext. 3478 for a copy of our
School of Engineering Prospectus and book your day to visit.**

Deane Road, Bolton, Lancashire, BL3 5AB. Telephone 01204 528851. Fax 01204 399074

Establishing a new University

BOLTON
INSTITUTE

N. R. BARDWELL LTD (EPE)

200	Signal diodes 1N4148.....	£1.00	25	3mm red l.e.d.s.....	£1.00
75	Rectifier Diodes 1N4001.....	£1.00	25	Asstd. high brightness l.e.d.s.....	£1.00
50	Rectifier Diodes 1N4007.....	£1.00	50	Axial l.e.d.s (Diode package).....	£1.00
25	Rectifier Diodes 1N5401.....	£1.00	12	Asstd. 7-segment displays.....	£1.00
8	NE555 Timer I.C.s.....	£1.00	2	ORP12 light dependant resistors.....	£1.00
50	Asstd. Zener Diodes.....	£1.00	30	Asstd. IF transformers.....	£1.00
30	BC212L Transistors.....	£1.00	48	Asstd. coil formers.....	£1.00
30	BC213L Transistors.....	£1.00	100	Asstd. RF chokes (inductors).....	£1.00
20	BC327 Transistors.....	£1.00	30	Asstd. connectors edge.d.l.l. sil etc.....	£1.00
30	BC328 Transistors.....	£1.00	30	Asstd. d.l.l. sockets up to 40 pin.....	£1.00
30	BC337 Transistors.....	£1.00	200	Asstd. disc ceramic capacitors.....	£1.00
30	BC478 Transistors.....	£1.00	80	Asstd. capacitors 1nF to 1µF.....	£1.00
30	BC546 Transistors.....	£1.00	80	Asstd electrolytic capacitors.....	£1.00
30	BC547 Transistors.....	£1.00	10	4P3W MBB min. rotary switches.....	£1.00
30	BC548 Transistors.....	£1.00	20	Min. SP/CO slide switches.....	£1.00
30	BC549 Transistors.....	£1.00	20	1" glass reed switches.....	£1.00
30	BC550 Transistors.....	£1.00	200	4N7 mini axial capacitors.....	£1.00
25	BC557 Transistors.....	£1.00	24	24-pin d.l.l. wire wrap l.c. skts.....	£1.00
30	BC558 Transistors.....	£1.00	1	12V motorised volume control 50k.....	£1.00
30	BC559 Transistors.....	£1.00	50	Grommets 6.3mm id, 9.5mm od.....	£1.00
25	BC640 Transistors.....	£1.00	100	c/1 W 5% resistors any one value, E24, range 1R to 10M.....	£0.45
30	MPS442 Transistors.....	£1.00			
30	MPSA92 Transistors.....	£1.00			
20	2N3702 Transistors.....	£1.00			
20	2N3904 Transistors.....	£1.00			
5	78L12 12V 100mA Pos Regulators.....	£1.00			
10	79M08 8V 500mA Neg Regulators.....	£1.00			
25	5mm red l.e.d.s.....	£1.00			

Prices include VAT, postage £1.25. Stamp for Lists
288 Abbeydale Road, Sheffield S7 1FL
Phone (0114) 2552886 Fax (0114) 2500689

SHERWOOD ELECTRONICS

Special packs £1 each -
choose 1 x £1 pack FREE with 10 purchased

SP1	15 x 5mm Red Leds	SP41	20 x Mixed transistors
SP2	15 x 5mm Green Leds	SP42	200 x Mixed 0.25W C.F. resistors
SP3	12 x 5mm Yellow Leds	SP43	2 x LM1458
SP4	10 x 5mm Amber Leds	SP47	5 x Min. push button switches
SP6	15 x 3mm Red Leds	SP49	5 x 5 metres stranded wire
SP7	12 x 3mm Green Leds	SP102	20 x 8 pin DIL sockets
SP10	10 x 1N4148 diodes	SP103	15 x 14 pin DIL sockets
SP11	30 x 1N4001 diodes	SP104	15 x 16 pin DIL sockets
SP12	30 x 1N4002 diodes	SP105	5 x 74LS00
SP18	20 x BC182 transistors	SP109	15 x BC557 transistors
SP19	20 x BC183 transistors	SP112	5 x Cmos 4093
SP20	20 x BC184 transistors	SP115	3 x 10mm Red Leds
SP21	20 x BC212 transistors	SP116	3 x 10mm Green Leds
SP22	20 x BC214 transistors	SP118	2 x Cmos 4047
SP23	20 x BC549 transistors	SP125	10 x 1000/16V radial elect caps
SP28	5 x Cmos 4011	SP128	100 x Cable ties (small)
SP36	25 x 10/25V radial elect caps	SP130	100 x Mixed 0.5W C.F. resistors
SP37	15 x 100/35V radial elect caps	SP133	20 x 1N4004 diodes
SP39	10 x 170/16V radial elect caps	SP147	5 x Stripboard 9 strips/25 holes
SP40	15 x BC237 transistors	SP156	3 x Stripboard 14 strips/27 holes

RESISTOR PACKS - 0.25W C.Film
RP3 5 each value - total 365 £2.60
RP7 10 each value - total 730 £3.95
RP10 1000 popular values £5.30

Catalogue £1 Inc. P&P or FREE with first order. P&P £1.25 per order. NO VAT.
Orders to: Sherwood Electronics,
7 Williamson St., Mansfield, Notts. NG19 6TD.

Mixed metal/carbon film resistors 1/2W E12 series 10 ohms to 1 Megohm.....	2p
Carbon Film resistors 1/2W 5% E24 series 0.51 R to 10M0.....	1p
100 off per value - 75p. even hundreds per value totalling 1000.....	£6.00p
Metal Film resistors 1/2W 10R to 1 M0 5% E12 series - 1/2p. 1% E24 series.....	2p
Mixed metal/carbon film resistors 1/2W E24 series 1R0 to 10M0.....	1 1/2p
1 watt mixed metal/Carbon Film 5% E12 series 4R7 to 10 Megohms.....	5p
Linear Carbon pre-sets 100mW and 1/2W 100R to 2M2 E6 series.....	7p
Miniature polyester capacitors 250V working for vertical mounting .015, .022, .033, .047, .068 4p. 0.1 - 5p. 0.12, 0.15, 0.22 - 6p. 0.47 - 8p. 0.68 - 8p. 1.0 - 12p	
Mylar (polyester) capacitors 100V working E12 series vertical mounting 1000p to 8200p - 3p. .01 to .068 - 4p. 0.1 - 5p. 0.12, 0.15, 0.22 - 6p. 0.47/50V - 8p	
Submin ceramic plate capacitors 100V wkg vertical mountings. E12 series 2% 1.8pf to 47pf - 3p. 2% 56pf to 330pf - 4p. 10% 390p-4700p.....	4p
Disc/plate ceramics 50V E12 series 1P0 to 1000P, E6 Series 1500P to 47000P.....	2p
Polystyrene capacitors 63V working E12 series long axial wires 10pf to 820pf - 5p. 1000pf to 10,000pf - 6p. 12,000pf.....	7p
741 Op Amp - 20p. 555 Timer - 20p. LM3900.....	80p
CMOS 4001 - 20p. 4011 - 22p. 4017 - 40p. 4069UB unbuffered.....	20p
DIL holders, 8-pin 9p; 14-, 16-, 18-pin 12p; 24-pin 18p; 28-pin 20p; 40-pin 25p.	
ALUMINIUM ELECTROLYTICS (Mfds/Volts)	
1/50, 2.2/50, 4.7/50, 10/25, 10/50.....	5p
22/16, 22/25, 22/50, 33/16, 47/16, 47/25, 47/50.....	6p
100/16, 100/25 7p; 100/50.....	12p
220/16 8p; 220/25, 220/50 10p; 470/16, 470/25.....	11p
1000/25 25p; 1000/35, 2200/25 35p; 4700/25.....	70p
Subminiature tantalum bead electrolytics (Mfds/Volts)	
0.1, 0.22, 0.47, 1.0, 2.2, 3.3 @ 35V - 4.7/16, 6.8/10, 10/6, 10p; 6.8/35, 12p. 4.7/25, 6.8/16, 10/6, 11p; 15/16, 22/6, 33/10, 15p; 10/25, 16p; 10/35, 22/16, 20p. 47/10, 20p; 47/16, 25p; 47/20, 30p; 47/30, 32p; 100/3, 18p; 100/6, 220/6, 20p.	
VOLTAGE REGULATORS	
1A + or - 5V, 8V, 12V, 15V, 18V & 24V - 55p. 100mA. 5.8, 12, 15, V +.....	30p
DIODES (piv/amps)	
75/25mA 1N4148 2p. 800/1A 1N4006 4p. 400/3A 1N5404 14p. 115/15mA OA91.....	8p
100/1A 1N4002 3 1/2p. 1000/1A 1N4007 5p. 60/1.5A S1M1 5p. 100/1A bridge.....	25p
400/1A 1N4004 4p. 1250/1A BY 127 10p. 30/150mA OA47 gold bonded.....	18p
Zener diodes E24 series 3V3 to 33V 400mW - 6p. 1 watt.....	10p
Battery snaps for PP3 - 7p for PP9.....	12p
L.E.D. s 3mm, & 5mm. Red, Green, Yellow - 10p. Grommets 3mm - 2p. 5mm.....	2p
Red flashing L.E.D. s require 9-12V supply only, 5mm.....	50p
Mains indicator neons with 220k resistor.....	10p
20mm fuses 100mA to 5A. O. blow 6p. A/surge 10p. Holders, chassis, mounting.....	6p
High speed pc drill 0.8, 1.0, 1.3, 1.5, 2.0mm - 40p. Machines 12V dc.....	£15.00
HELPING HANDS 6 ball joints and 2 croc clips to hold awkward jobs.....	£4.50
AA/HP7 Nicad rechargeable cells 90p each. Universal charger unit.....	£6.50
AA/HP7 zinc/carbon batteries in packs of 4.....	£1.10 per pack
Glass reed switches with single pole make contacts - 8p. Magnets.....	20p
0.1" Stripboard 2 1/2" x 1" 9 rows 25 holes - 25p. 3 1/4" x 2 1/2" 24 rows 37 holes.....	70p
Jack plugs 2.5 & 3.5mm - 14p; Sockets Panel Mtg. 2.5 & 3.5mm.....	10p
Ear pieces 2.5 & 3.5mm, dynamic - 20p; 3.5mm crystal.....	£1.50
Multi cored solder. 22G - 8p yard, 18G - 14p yard.	
TRANSISTORS	
BC107/8/9 - 12p. BC547/8/9 - 8p. BC557/8/9 - 8p. BC182, 182L, BC183, 183L, BC184, 184L, BC212, 212L - 10p. BC327, 337, 337L - 12p. BC727, 737 - 12p. BD135/6/7/8/9 - 25p. BCY70 - 18p. BFY50/51/52 - 20p. BFX88 - 15p. 2N3055 - 55p. TIP31, 32 - 30p. TIP41, 42 - 40p. BU208A - £1.50, BF195, 197 - 12p Ionisers with seven year guarantee, 240V AC, list price £16.95 or more.....	£12.50

Do not add VAT. Postage 30p (free over £5). Stamp for list.

THE CR SUPPLY CO

127 Chesterfield Rd., Sheffield S8 0RN Tel: 01742 557771 Return posting

Millions of quality components at lowest ever prices!

Plus Tools, Watches, Fancy Goods, Toys.
Mail order UK only.

All inclusive prices -
NO VAT to add on.

Send 43p stamped self addressed label or envelope for catalogue/clearance list.

At least 2,100 offers to amaze you.

Brian J Reed
6 Queensmead Avenue, East Ewell
Epsom, Surrey KT17 3EQ
Tel: 0181-393 9055

ADVERTISERS INDEX

N. R. BARDWELL.....	740
BAYLIN PUBLICATIONS.....	705
B.K. ELECTRONICS.....	Cover (iii)
BOLTON INSTITUTE.....	739
BRIAN J. REED.....	740
BULL ELECTRICAL.....	Cover (ii)
CAMBRIDGE MICROPROCESSOR SYSTEMS.....	698
CHATWIN GUITARS (JCG).....	737
CIRKUT DISTRIBUTION.....	705
COMPAC ELECTRONICS.....	729
COMPELEC.....	737
COOKE INTERNATIONAL.....	739
CRICKLEWOOD ELECTRONICS.....	737
CR SUPPLY COMPANY.....	740
DIRECT CCTV.....	737
DISPLAY ELECTRONICS.....	662
EPT EDUCATIONAL SOFTWARE.....	668
ESR ELECTRONIC COMPONENTS.....	672
EXPRESS COMPONENTS.....	730
GATS ELECTRONICS.....	737
HART ELECTRONIC KITS.....	679
ICS.....	739
INFOTECH & STREE.....	739
INTERCONNECTIONS.....	729
J&N FACTORS.....	669
JPG ELECTRONICS.....	729
LABCENTER.....	699
MAGENTA ELECTRONICS.....	670/671
MAPLIN ELECTRONICS.....	Cover (iv)
MAURITRON.....	739
MILFORD INSTRUMENTS.....	687
MQP ELECTRONICS.....	665
NATIONAL COLLEGE TECH.....	687
NICHE SOFTWARE.....	734
NMB MARKETING.....	705
OEMA.....	716
OMNI ELECTRONICS.....	687
PICO TECHNOLOGY.....	667
QUASAR ELECTRONICS.....	729
QUICKROUTE SYSTEMS.....	664
RADIO-TECH.....	665
ROBINSON MARSHALL.....	719
RTVC.....	665
SEETRAX CAE.....	716
SHERWOOD ELECTRONICS.....	740
SUMA DESIGNS.....	666
TSIEN.....	683

ADVERTISEMENT MANAGER:

PETER J. MEW

ADVERTISEMENT OFFICES:

EVERYDAY with PRACTICAL ELECTRONICS,
ADVERTISEMENTS,
HOLLAND WOOD HOUSE, CHURCH LANE,
GREAT HOLLAND, ESSEX CO13 0JS.

Phone/Fax: (01255) 850596

For Editorial address and phone numbers see page 673.

OMP MOS-FET POWER AMPLIFIERS HIGH POWER, TWO CHANNEL 19 INCH RACK

THOUSANDS PURCHASED BY PROFESSIONAL USERS



THE RENOWNED MXF SERIES OF POWER AMPLIFIERS

FOUR MODELS:- MXF200 (100W + 100W) MXF400 (200W + 200W) MXF600 (300W + 300W) MXF900 (450W + 450W)

ALL POWER RATINGS R.M.S. INTO 4 OHMS, BOTH CHANNELS DRIVEN

FEATURES: ★ Independent power supplies with two toroidal transformers ★ Twin L.E.D. Vu meters ★ Level controls ★ Illuminated on/off switch ★ XLR connectors ★ Standard 775mV inputs ★ Open and short circuit proof ★ Latest Mos-Fets for stress free power delivery into virtually any load ★ High slew rate ★ Very low distortion ★ Aluminium cases ★ MXF600 & MXF900 fan cooled with D.C. loudspeaker and thermal protection.

USED THE WORLD OVER IN CLUBS, PUBS, CINEMAS, DISCOS ETC.

SIZES:- MXF200 W19" x H3 1/2" (2U) x D11"
MXF400 W19" x H5 1/4" (3U) x D12"
MXF600 W19" x H5 1/4" (3U) x D13"
MXF900 W19" x H5 1/4" (3U) x D14 1/2"

PRICES:- MXF200 £175.00 MXF400 £233.85
MXF600 £329.00 MXF900 £449.15
SPECIALIST CARRIER DEL. £12.50 EACH

OMP X03 STEREO 3-WAY ACTIVE CROSS-OVER



Advanced 3-Way Stereo Active Cross-Over, housed in a 19" x 1U case. Each channel has three level controls: bass, mid & top. The removable front fascia allows access to the programmable DIL switches to adjust the cross-over frequency: Bass-Mid 250/500/800Hz, Mid-Top 1.8/3/5KHz, all at 24dB per octave. Bass invert switches on each bass channel. Nominal 775mV input/output. Fully compatible with OMP rack amplifier and modules.

Price £117.44 + £5.00 P&P

STEREO DISCO MIXER SDJ3400SE ★ ECHO & SOUND EFFECTS ★

STEREO DISCO MIXER with 2 x 7 band L & R graphic equalisers with bar graph LED Vu meters. **MANY OUTSTANDING FEATURES:-** including Echo with repeat & speed control, DJ Mic with talk-over switch, 6 Channels with individual faders plus cross fade, Cue Headphone Monitor, 8 Sound Effects. Useful combination of the following inputs:- 3 turntables (mag), 3 mics, 5 Line for CD, Tape, Video etc.

Price £144.99 + £5.00 P&P



SIZE: 482 x 240 x 120mm

PIEZO ELECTRIC TWEETERS - MOTOROLA

Join the Piezo revolution! The low dynamic mass (no voice coil) of a Piezo tweeter produces an improved transient response with a lower distortion level than ordinary dynamic tweeters. As a crossover is not required these units can be added to existing speaker systems of up to 100 watts (more if two are put in series). **FREE EXPLANATORY LEAFLETS ARE SUPPLIED WITH EACH TWEETER.**

TYPE 'A' (KSN1036A) 3" round with protective wire mesh. Ideal for bookshelf and medium sized Hi-Fi speakers. Price £4.90 + 50p P&P.
TYPE 'B' (KSN1005A) 3 1/2" super horn for general purpose speakers, disco and P.A. systems etc. Price £5.99 + 50p P&P.
TYPE 'C' (KSN1016A) 2" x 5" wide dispersion horn for quality Hi-Fi systems and quality discos etc. Price £6.99 + 50p P&P.
TYPE 'D' (KSN1025A) 2" x 6" wide dispersion horn. Upper frequency response retained extending down to mid-range (2KHz). Suitable for high quality Hi-Fi systems and quality discos. Price £9.99 + 50p P&P.
TYPE 'E' (KSN1038A) 3 3/4" horn tweeter with attractive silver finish trim. Suitable for Hi-Fi monitor systems etc. Price £5.99 + 50p P&P.
LEVEL CONTROL Combines, on a recessed mounting plate, level control and cabinet input jack socket. 85x85mm. Price £4.10 + 50p P&P.



IBI FLIGHT CASED LOUDSPEAKERS

A new range of quality loudspeakers, designed to take advantage of the latest speaker technology and enclosure designs. Both models utilize studio quality 12" cast aluminium loudspeakers with factory fitted grilles, wide dispersion constant directivity horns, extruded aluminium corner protection and steel ball corners, complemented with heavy duty black covering. The enclosures are fitted as standard with top hats for optional loudspeaker stands.

POWER RATINGS QUOTED IN WATTS RMS FOR EACH CABINET
FREQUENCY RESPONSE FULL RANGE 45Hz - 20KHz

ibi FC 12-100WATTS (100dB) PRICE £159.00 PER PAIR
ibi FC 12-200WATTS (100dB) PRICE £175.00 PER PAIR
SPECIALIST CARRIER DEL. £12.50 PER PAIR

OPTIONAL STANDS PRICE PER PAIR £49.00
Delivery £6.00 per pair




IN-CAR STEREO BOOSTER AMPS

THREE SUPERB HIGH POWER CAR STEREO BOOSTER AMPLIFIERS
150 WATTS (75 + 75) Stereo, 150W Bridged Mono
250 WATTS (125 + 125) Stereo, 250W Bridged Mono
400 WATTS (200 + 200) Stereo, 400W Bridged Mono
ALL POWERS INTO 4 OHMS

Features: ★ Stereo, bridgable mono ★ Choice of high & low level inputs ★ L & R level controls ★ Remote on-off ★ Speaker & thermal protection.

PRICES: 150W £49.99 250W £99.99 400W £109.95 P&P £2.00 EACH

POSTAL CHARGES PER ORDER £1.00 MINIMUM. OFFICIAL ORDERS FROM SCHOOLS, COLLEGES, GOVT. BODIES, PLCs ETC. PRICES INCLUSIVE OF V.A.T. SALES COUNTER, VISA AND ACCESS ACCEPTED BY POST, PHONE OR FAX.



OMP MOS-FET POWER AMPLIFIER MODULES SUPPLIED READY BUILT AND TESTED.

These modules now enjoy a world-wide reputation for quality, reliability and performance at a realistic price. Four models are available to suit the needs of the professional and hobby market i.e. Industry, Leisure, Instrumental and Hi-Fi etc. When comparing prices, NOTE that all models include toroidal power supply, integral heat sink, glass fibre P.C.B. and drive circuits to power a compatible Vu meter. All models are open and short circuit proof.

THOUSANDS OF MODULES PURCHASED BY PROFESSIONAL USERS

OMP/MF 100 Mos-Fet Output power 110 watts R.M.S. into 4 ohms, frequency response 1Hz - 100KHz -3dB, Damping Factor >300, Slew Rate 45V/uS, T.H.D. typical 0.002%, Input Sensitivity 500mV, S.N.R. -110 dB. Size 300 x 123 x 60mm.
PRICE £40.85 + £3.50 P&P

OMP/MF 200 Mos-Fet Output power 200 watts R.M.S. into 4 ohms, frequency response 1Hz - 100KHz -3dB, Damping Factor >300, Slew Rate 50V/uS, T.H.D. typical 0.001%, Input Sensitivity 500mV, S.N.R. -110 dB. Size 300 x 155 x 100mm.
PRICE £64.35 + £4.00 P&P

OMP/MF 300 Mos-Fet Output power 300 watts R.M.S. into 4 ohms, frequency response 1Hz - 100KHz -3dB, Damping Factor >300, Slew Rate 60V/uS, T.H.D. typical 0.001%, Input Sensitivity 500mV, S.N.R. -110 dB. Size 330 x 175 x 100mm.
PRICE £81.75 + £5.00 P&P

OMP/MF 450 Mos-Fet Output power 450 watts R.M.S. into 4 ohms, frequency response 1Hz - 100KHz -3dB, Damping Factor >300, Slew Rate 75V/uS, T.H.D. typical 0.001%, Input Sensitivity 500mV, S.N.R. -110 dB, Fan Cooled, D.C. Loudspeaker Protection, 2 Second Anti-Thump Delay. Size 385 x 210 x 105mm.
PRICE £132.85 + £5.00 P&P

OMP/MF 1000 Mos-Fet Output power 1000 watts R.M.S. into 2 ohms, 725 watts R.M.S. into 4 ohms, frequency response 1Hz - 100KHz -3dB, Damping Factor >300, Slew Rate 75V/uS, T.H.D. typical 0.002%, Input Sensitivity 500mV, S.N.R. -110 dB, Fan Cooled, D.C. Loudspeaker Protection, 2 Second Anti-Thump Delay. Size 422 x 300 x 125mm.
PRICE £259.00 + £12.00 P&P

NOTE: MOS-FET MODULES ARE AVAILABLE IN TWO VERSIONS: STANDARD - INPUT SENS 500mV, BAND WIDTH 100KHz. PEC (PROFESSIONAL EQUIPMENT COMPATIBLE) - INPUT SENS 775mV, BAND WIDTH 50KHz. ORDER STANDARD OR PEC.

LOUDSPEAKERS

LARGE SELECTION OF SPECIALIST LOUDSPEAKERS AVAILABLE, INCLUDING CABINET FITTINGS, SPEAKER GRILLES, CROSS-OVERS AND HIGH POWER, HIGH FREQUENCY BULLETS AND HORNS, LARGE (A4) S.A.E. (60p STAMPED) FOR COMPLETE LIST.

McKenzie and Fane Loudspeakers are also available.

EMINENCE:- INSTRUMENTS, P.A., DISCO, ETC

ALL EMINENCE UNITS 8 OHMS IMPEDANCE
8" 100 WATT R.M.S. ME8-100 GEN. PURPOSE, LEAD GUITAR, EXCELLENT MID, DISCO. PRICE £32.71 + £2.00 P&P
RES. FREQ. 72Hz, FREQ. RESP. TO 4KHz, SENS 97dB.
10" 100 WATT R.M.S. ME10-100 GUITAR, VOCAL, KEYBOARD, DISCO, EXCELLENT MID. PRICE £33.74 + £2.50 P&P
RES. FREQ. 71Hz, FREQ. RESP. TO 7KHz, SENS 97dB.
10" 200 WATT R.M.S. ME10-200 GUITAR, KEYB'D, DISCO, VOCAL, EXCELLENT HIGH POWER MID. PRICE £43.47 + £2.50 P&P
RES. FREQ. 65Hz, FREQ. RESP. TO 3.5KHz, SENS 99dB.
12" 100 WATT R.M.S. ME12-100LE GEN. PURPOSE, LEAD GUITAR, DISCO, STAGE MONITOR. PRICE £35.64 + £3.50 P&P
RES. FREQ. 49Hz, FREQ. RESP. TO 6KHz, SENS 100dB.
12" 100 WATT R.M.S. ME12-100LT (TWIN CONE) WIDE RESPONSE, P.A., VOCAL, STAGE MONITOR. RES. FREQ. 42Hz, FREQ. RESP. TO 10KHz, SENS 98dB. PRICE £36.67 + £3.50 P&P
12" 200 WATT R.M.S. ME12-200 GEN. PURPOSE, GUITAR, DISCO, VOCAL, EXCELLENT MID. PRICE £46.71 + £3.50 P&P
RES. FREQ. 58Hz, FREQ. RESP. TO 6KHz, SENS 98dB.
12" 300 WATT R.M.S. ME12-300GP HIGH POWER BASS, LEAD GUITAR, KEYBOARD, DISCO ETC. PRICE £70.19 + £3.50 P&P
RES. FREQ. 47Hz, FREQ. RESP. TO 5KHz, SENS 103dB.
15" 200 WATT R.M.S. ME15-200 GEN. PURPOSE BASS, INCLUDING BASS GUITAR. PRICE £50.72 + £4.00 P&P
RES. FREQ. 46Hz, FREQ. RESP. TO 5KHz, SENS 99dB.
15" 300 WATT R.M.S. ME15-300 HIGH POWER BASS, INCLUDING BASS GUITAR. PRICE £73.34 + £4.00 P&P
RES. FREQ. 39Hz, FREQ. RESP. TO 3KHz, SENS 103dB.

EARBENDERS:- HI-FI, STUDIO, IN-CAR, ETC

ALL EARBENDER UNITS 8 OHMS (Except EB8-50 & EB10-50 which are dual Impedance tapped @ 4 & 8 ohm)
BASS, SINGLE CONE, HIGH COMPLIANCE, ROLLED SURROUND
8" 50watt EB8-50 DUAL IMPEDENCE, TAPPED 4/8 OHM BASS, HI-FI, IN-CAR. PRICE £8.90 + £2.00 P&P
RES. FREQ. 40Hz, FREQ. RESP. TO 7KHz SENS 97dB.
10" 50WATT EB10-50 DUAL IMPEDENCE, TAPPED 4/8 OHM BASS, HI-FI, IN-CAR. PRICE £13.65 + £2.50 P&P
RES. FREQ. 40Hz, FREQ. RESP. TO 5KHz, SENS. 99dB.
10" 100WATT EB10-100 BASS, HI-FI, STUDIO. PRICE £30.39 + £3.50 P&P
RES. FREQ. 26Hz, FREQ. RESP. TO 3KHz, SENS 96dB.
12" 100WATT EB12-100 BASS, STUDIO, HI-FI, EXCELLENT DISCO. PRICE £42.12 + £3.50 P&P
RES. FREQ. 26Hz, FREQ. RESP. TO 3KHz, SENS 93dB.
FULL RANGE TWIN CONE, HIGH COMPLIANCE, ROLLED SURROUND
5 1/2" 60WATT EB5-60TC (TWIN CONE) HI-FI, MULTI-ARRAY DISCO ETC. PRICE £9.99 + £1.50 P&P
RES. FREQ. 63Hz, FREQ. RESP. TO 20KHz, SENS 92dB.
6 1/2" 60WATT EB6-60TC (TWIN CONE) HI-FI, MULTI-ARRAY DISCO ETC. PRICE £10.99 + 1.50 P&P
RES. FREQ. 38Hz, FREQ. RESP. TO 20KHz, SENS 94dB.
8" 60WATT EB8-60TC (TWIN CONE) HI-FI, MULTI-ARRAY DISCO ETC. PRICE £12.99 + £1.50 P&P
RES. FREQ. 40Hz, FREQ. RESP. TO 18KHz, SENS 89dB.
10" 60WATT EB10-60TC (TWIN CONE) HI-FI, MULTI ARRAY DISCO ETC. PRICE £16.49 + £2.00 P&P
RES. FREQ. 35Hz, FREQ. RESP. TO 12KHz, SENS 98dB.

TRANSMITTER HOBBY KITS

PROVEN TRANSMITTER DESIGNS INCLUDING GLASS FIBRE PRINTED CIRCUIT BOARD AND HIGH QUALITY COMPONENTS COMPLETE WITH CIRCUIT AND INSTRUCTIONS
3W TRANSMITTER 80-108MHz, VARICAP CONTROLLED PROFESSIONAL PERFORMANCE, RANGE UP TO 3 MILES, SIZE 38 x 123mm, SUPPLY 12V @ 0.5AMP. PRICE £14.85 + £1.00 P&P
FM MICRO TRANSMITTER 100-108MHz, VARICAP TUNED, COMPLETE WITH VERY SENS FET MIC, RANGE 100-300m, SIZE 56 x 46mm, SUPPLY 9V BATTERY. PRICE £8.80 + £1.00 P&P



PHOTO: 3W FM TRANSMITTER

B.K. ELECTRONICS
UNITS 1 & 5 COMET WAY, SOUTHEND-ON-SEA, ESSEX, SS2 6TR.
Tel.: 01702-527572 Fax.: 01702-420243

NEW

1996 CATALOGUE

Bigger, Brighter and *Better Value* than ever before. Over 1180 Full Colour pages with hundreds of Brand New Products at Super Low Prices

on sale from 1st September

only £2.95

from all branches of WHSMITH and other major retail outlets.

Order by post including P & P £3.45

01702 554161



TEST GEAR



**PCB
EQUIPMENT**



**COMPUTER
ACCESSORIES**



**ELECTRONIC
COMPONENTS**



TOOLS



BOOKS

**VISIT YOUR LOCAL
MAPLIN STORE TODAY**
To place your order and
to discover a world of electronics
and beyond


Belfast 357-359 Lisburn Road. **Birmingham** Sutton New Road, Erdington. **Bradford** 28 Valley Road, Hamm Strasse. **Brighton** 65 London Road. **Bristol** 302 Gloucester Road. **Cardiff** 29-31 City Road. **Chatham** 2 Luton Road. **Coventry** 12 Bishop Street. **Dudley** Unit 7, Pedmore Road. **Edinburgh** 126 Dalry Road. **Glasgow** 264-266 Great Western Road. **Ilford** 302-304 Green Lane. **Leeds** Carpet World Building, 3 Regent Street. **Leicester** Office World Building, Burton Street. **Liverpool** Edge Lane, Fairfield. **London** 146-148 Burnt Oak Broadway, Edgware; 107-113 Stanstead Road, Forest Hill; 120-122 King Street, Hammersmith. **Manchester** 8 Oxford Road; 169 Cheetham Hill Road, Cheetham Hill. **Middlesbrough** Unit 1, The Forbes Building, Linthorpe Road. **Milton Keynes** Unit 2, Office World Building, Snowdon Drive, Winterhill. **Newcastle-upon-Tyne** Unit 4, Allison Court (The Metro Centre), Gateshead. **Northampton** 139 St. James Road. **Nottingham** 86-88 Lower Parliament Street. **Portsmouth** 98-100 Kingston Road. **Preston** Unit 1, Corporation Street. **Reading** 129-131 Oxford Road. **Sheffield** 413 Langsett Road, Hillsborough. **Slough** 216-218 Farnham Road. **Southampton** 46-48 Bevois Valley Road. **Southend-on-Sea** 282-284 London Road, Westcliff-on-Sea. **Stockport** 259-261 Wellington Road South. **Stoke-on-Trent** 39-45 Landon Road. Plus many NEW stores opening soon. Tel: (01702) 552911 for details of your nearest store.

GREENWELD


SUPER SUMMER SALE!

1995

80 PAGE UPDATED EDITION



T216 Glue Gun
SALE PRICE £5.50
 (Normally £9.95)
 SEE PAGE 55



Z7223 Harvard Graphics
SALE PRICE £24.95
 (Normally £60)
 SEE PAGE 40



M3800 Digital Multimeter
SALE PRICE £29.95
 (Normally £36.95)
 SEE PAGE 11



Y023BA Voltage Tester
PRICE £3.50 EACH
 SEE PAGE 23



DPT001 Saw
PRICE £4.95 EACH



35099 Hook & Pick Set



P2940 Scart to Scart Lead
 Length 1.5m
SALE PRICE £2.00
 (Normally £4.20)



1255 Vectorscope
PRICE £200 EACH
 SEE PAGE 6

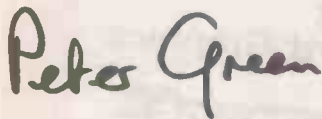


Tie in a Tin!
Z5820
 Navy blue, English made, 100% silk tie with discreet MB (Metal Box) logo. Ideal if your initials are MB or BM! Presented in metal box measuring 200x135x45mm.
PRICE £3.95 EACH

NOTE! As most of the products in this catalogue are surplus, redundant or end of line job lots, it does mean once sold they are rarely repeatable. So to avoid disappointment, don't delay - **ORDER TODAY!**

1000s of great bargains inside...

Welcome to our Super Summer Sale update catalogue. Not only are there 64 pages of incredible bargains with massive reductions, but a further 16 pages of regular lines at our usual low prices have been included. But don't delay - once sold, surplus stock is rarely repeatable, so to snap up the best bargains post, fax or phone your order to us today! We look forward to serving you.



Peter Green
Managing Director

Remember the three rules for all SALE orders:

- 1 Minimum Goods Value **£15** (although this can include goods from any of our lists or catalogues)
- 2 Post & Packing **£3**
- 3 Free Gifts and reduced price offers from previous lists are not available with SALE goods

Latest Bargains.....	3-8
Finished Goods.....	9-10
Batteries, Chargers, Fans, Relays, Transformers, PSUs, Motors.....	10-15
LEDs, Displays, Panel Meters, Clocks, Indicators, Lighting.....	16-20
Switches, Keyboards.....	21-25
Hardware-Heatsinks, Knobs, Enclosures.....	26-28
Security, Transducers, Buzzers.....	28
Component Packs.....	29-30
Panels, PCBs.....	31-32
Leads, Cable and Wire.....	32-37
Regular Lines.....	A-0
Audio & Video - Microphones, Headphones, Speakers, Cassette Decks, Drive Belts, Aerials, Mixers, Camera, Modulators.....	37-39
Computer Software on disk and CD-ROM.....	40-45
Semiconductors, Crystals, Valves and Resistors.....	46-51
Books & Manuals.....	51
Capacitors, Transistors.....	52-53
Stationery.....	54-55
Tools.....	56
Videos.....	57-60
CDs.....	61-62
FREE PRIZE DRAW DETAILS.....	63
Order Form.....	64

NEW MULTIMETERS



Y123BC - £11.95

**Y123BC (DM830)
DIGITAL MULTIMETER**

A sturdy, well-designed multimeter with a large LCD display, offering five functions and 19 measuring ranges. Each test position is easily selected by turning the single selector switch. Battery, instructions and leads with test probes are included.

DC Volts: 200m / 2000mV / 20V / 200V / 1000V

AC Volts: 200V / 750V

DC Current: 200µA / 2000µ / 20mA / 200mA / 10A

Resistance: 200ohms / 2000ohms / 20kohms / 200kohms / 2000k

power: 9V alkaline or carbon zinc battery PP3 type or equivalent

Weight: 170g nett.

Dims (mm): 126*70*24

PRICE £11.95

**Y123BD (DT830A)
MINI DIGITAL MULTIMETER**

A compact yet reliable multimeter that is ideal for engineers or hobbyists. It offers 9 testing ranges and 5 functions, all easily selectable with just one switch.

DC Volts: 20V / 200V

AC Volts: 500V

DC Current: 200mA / 10A

Resistance: 2Kohms / 3Mohms

Battery test: 1.5V / 9V


(10mA load current)

Power: 9V PP3 or equiv.

Weight: 170g nett.

Dims. (mm) 126*70*24

PRICE £10.95



Y123BD - £10.95

NEW TO THIS UPDATE

OUR VERY LATEST BARGAINS!

NEW TO THIS UPDATE

CONNECTORS

Edge Connectors
 (GP - Gold Plated)
 0.1" pitch



- Z9661 15 way double sided; pins 1,12 & 14 missing. GP, PC mntg **40p**
- Z9662 23 way double sided, pin 3 missing. GP, wirewrap **140p**
- Z9663 24 way single sided GP PC mntg **80p**
- Z9664 24 way double sided GP PC mntg **140p**
- Z9665 25 way single sided GP PC mntg **82p**
- Z9666 32 way single sided GP, solder tags **110p**
- Z9667 40 way double sided GP, solder tags **220p**

X3237 Bracket for fixing edge conns to chassis (suit Z9662-5). Pk **20/£1.00**

0.15" pitch



- Z9681 8 way, pin 4 missing GP PC mntg **40p**
- Z9683 40 way single sided GP Solder tags **140p**
- Z9684 40 way double sided GP wirewrap **195p**



- Z3763 50 way GP IDC PC mntg plug with ears. **£1.00**
- Z2575 Low cost 20 way plug and IDC socket **70p/pr**



- Z1768 13 pin base for CRTs, numicators etc **4/£1**
- Z5327 3 pin high current socket by Amphenol type 91-PC31 **£1.00**
- Z5326 IIT multipole military connector. Uses 48 small pins and 8 larger, all gold plated, that need to be inserted. Tools included. **£4.00**



- X3236 2 pin DIN speaker skt, PC mntg **12/£1.00**
- Z3785 XLR mains connector. L & N are sleeved skts, the earth pin is male. **£1.50**
- Z3037 50 way IDC D plug, gold plated, with cable strain relief. **£2.00**
- X3242 3 pin Bulgin mains line skt. (or 50V max where accessible). **75p**



- Z1476 Selectro 75R conhex RF connector GP **£1**
- Z1477 Selectro 50R SRM RF connector **50p**
- Z4070 3 way AMP 0.156" (4mm) skt. **20/£1.00**

Connectors

- X3277 3 way PCB 45° PCB mntg terminal blocks. **5/£1.00**
- X3278 2.5mm jack plug, plastic **10/£1.00**; 100+ **0.06**
- X3279 2.5mm open jack socket with break contact. **6/£1.00**; 100+ **0.08**

BARRIER STRIPS



- X6128 10 way. Bit unusual - screws along centre with two solder tags on each side. Chassis mntg. **2/£1.00**
- X3239 5 way with solder tags. **4/£1.00**
- X3240 2 way with solder tags **6/£1**

X3238 24 way Centronics/IEEE488 style socket, solder type with cover **£1.00**

X6129 DIN 41612 right angle plug 64W (A and C). Gold plated contacts. **2/£1.00**

Filters, Transformers, etc



- Z2644 1A PCB mains filter 40x40mm by RS Components Ltd. PCB mntg. Their price 924 **Our Price £3.00**
- Z5604 7.5A mains filter 63x51x38mm. **£4.50**
- X6165 Mains clamp type transformer 55x46x44mm with 12V 500mA secondary. **£1.50**




- X3262 Mains pri 14-0-14V 1.8VA 32x27x26 encapsulated PCB mntg. **£1.00**
- X3263 Mains pri 12-0-12V 100mA clamp 37x31x31. **£1.30**
- X3264 Mains pri 9-0-9V 100mA clamp 30x26x26mm **£1.00**



Z2276 Ally panel for mounting on Verobloc to hold pots, switches and LEDs etc. The only snag is we don't have any veroblocs left. 'Spose you could use it with other breadboards. **50p**

NICAD BATTERY PACK



X6183 8 brand new AA cells shrink wrapped in a pack with connector. Made by Powersonic, USA. Great value - would cost £9.60 if bought separately.

SPECIAL PRICE: £5.95 100+ **3.95**

DATA TERMINALS



Portable Data Terminals made by MSI. These were used by Boots for stock checking. Not enough to check what's inside each.

X6179 36 small keys (inc alphabet), 15 larger.

X6184 28 large keys

X6185 31 large keys

All types same price (state if alternative acceptable) **£10**

BAR CODE WAND



X6180 Bar code wand. These are several hundred pounds each normally, but as we don't have any data, we're offering them at a knockdown price. The lead is terminated in a 9 way D plug **£10**

NEW TO THIS UPDATE

OUR VERY LATEST BARGAINS!

NEW TO THIS UPDATE

SWITCHES

(a) Slide



Z305 10 pos (1p4w + 1p4w) + 3 pos (2p3w) 5/£1.00; 100+ 0.10;
Z301 6 pos, 12 tags 5/£1.00; 100+ 0.10
Z304 5 pos (1p4w) + 5 pos (1p4w) + 3 pos (2p3w) 5/£1.00; 100+ 0.10



Z306 8 pos (1p8w) + 3 pos (2p3w) 5/£1.00; 100+ 0.10
Z3760 5 pos (1p5w) 5/£1.00; 100+ 0.10




Z2364 Ideal for railway modellers - use as a points switch. 2p 3w. Only 18x18mm overall. 5/£1.00; 100+ 0.10
X3249 4 position (4p4w). 38x11x9mm 4/£1.00; 100+ 0.12


(b) Push



X3250 DP on/off rated 4A 250V ac. 2/£1.00; 100+ 0.25
Z2361 POPO SPCO heavy duty, 4A 250V ac. 2/£1.00
Z3552 POPO sp. red top 14mm dia. 3/£1.00



Z2641 Keyboard switch, push-on, push-off with in-built red LED. Mustard cap. Pack of 3 £1.00
Z3760 Interesting microswitch with clip on guard preventing accidental operation. 1m, 1b contacts 2/£1.00



Z4365 Push button bank; 6 interlocking (1xDPCO, 4x4PCO, 1x6PCO); 2 independent (DPCO). Only £1.00

Some more large rocker switches by Arrow.



Body size 38x20.5x30mm; 0.25" tabs
X3254 Black with lamp legend on rocker. SP 10A 3/£1
X3255 Black illuminated (red) SP 16A 2/£1
X3256 White DP 10A 3/£1
X3257 Black with white rocker. DP 10A 3/£1
X3258 White dummy switch. 5/£1

Other switches



X3261 X3269 X3270 X3276 X3305
X3261 Sub min rotary switch. TO5 can with screwdriver adjust. 1p6w. List 2.94. Our Price £1.00
X3269 SPCO centre off slide 30x7x5mm. 10/£1; 100+ 0.06
X3270 DPCO slide round chrome knob 23x7x12mm. 6/£1; 100+ 0.08
X3276 Push to DPCO biased edge switch 34x10x11mm. 3/£1.00; 100+ 0.18
X3305 min black rocker, SPCO rated 6A 250V ac. Needs 21x13mm cut-out. 3/£1.00; 100+ 0.18; 1k+ 0.15




X3272 X3273 X3274 X3275
X3272 Lorlin keyswitch with 2 keys - 4p3w wafer. £2.50
X3273 Lorlin keyswitch 2A DP biased. £2.00
X3274 Rotary wafer switch with splined shaft 4p3w 25mm dia. 2/£1.00; 100+ 0.25
X3275 Friedland 824 dimex doorbell switch. £1



X3295 Super little mic transformer in screened case 21mm high x 21mm dia. by Sowter, type 4706. 6 wires. £2.00
X3296 PCB mntd mains transformer 39x32x31mm, sec 0-6V, 0-6V 100mA per winding. £1.50




X3297 Solenoid with two coils, one 25V and one 50V cont. rated. 10mm travel. Size 37x26x21mm £2.00




X9021 Systeme SUD electronic module, it says on the 230x165x50mm case. 9 way D skt + fused, filtered and switched mains input on front, 8 way comms skt + 2x6 way DIP switches on rear. Inside is a neat 14.5W SMPSU (+5V 1A, +15V 0.1A, -15V 0.1A). 2 PCBs contain around 30 chips inc 8751, 2764, 8031, 6116 + LS etc. All for £4

POWER SUPPLY



X6181 Power Supply by IBM. IEC mains inlet, 18V ac 0.5A output on 2m lead. Size 110x65x55mm. £4

RF UNIT



X9020 ILM PC Network Translator. Grey two part diecast case 260x160x45mm. Inside, PCB with screened sections and a number of RF components. Great breakdown value! £4

DATASWITCHES



X9022 Dataswitch, three or four different sized cases, but all have same switching capability, 1 in and 2 out (or w). All 25 D skts £5

NEW TO THIS
UPDATE

OUR VERY LATEST BARGAINS!

NEW TO THIS
UPDATE

Leads and Cable



X6160 50m reel of 7/0.1mm² single screened pick up cable by Adastra type Z21 Normally 23p/m. **Only £3**

X6167 100m reel of white PVC 7/0.2 flex. **£1.50**




X6161 SCART extn lead 5m long (plug one end, socket the other), all pins connected. **£3.95**

X6162 SCART hi-fi lead, all pins connected. Plug both ends + 2 phono plugs. **£2.95**



X6163 1.8m long mains lead - right angle continental 2 pin plug one end, IEC skt the other. **£1.50**

X6164 As above but with straight plug. **£1.50**



X6184 Audio extension lead - 3.5mm jack plug to socket using unscreened lead. Length 6m **£1.00**



X6144 Fuse lead. 2m red/black twin flex (16/0.2) with 1.25" fuseholder and 3A fuse. **3/£1.00**

CURLY PHONE LEADS



Curly extension leads, 4 way plug one end, 4 way socket the other.
C5013 3m (list £3.20) **£1.50**



X6155 Nylon cord 3.9mm dia 9.5m long (wound on to a plastic holder) with a steel loop one end. **£1.95**

MOTORS



X6168

X6171

X6159


X6168 240V ac motor wired for reversing. No case. 350mA. 12000rpm. Shaft 6mm dia x 15mm long **£4.00**

X6171 Motor, 240V mains. **£2.50**

X6159 Phillips synchronous motor. 25V 500rpm 50Hz. Duty cycle 50%. Size 56mm dia x 32mm. **£6**



K916 Assorted cassette motors, various voltages - 6, 7.5, 9, 12V, many fitted with brass pulleys. Sizes from 30x29 to 38x36. Manufacturers include Sankyo, Mitsubishi, Canon, Matsushita etc. All high quality new stock. **Pack of 10 £10**



We are always interested in buying surplus stock - end of line goods, bankrupt stock, clearance lines etc. Our customers have wide and varied interests, so we'll consider almost anything!

Send lists, samples, details to
The Managing Director, Greenweld Electronics Ltd, 27 Park Road, Southampton, SO15 3UQ

REMOTE CONTROL




Z6141 Sharp VCR remote control, brand new - 36 soft touch keys. **£2 each**

IBM PS2 Model 30 286



X9014 Later model than the 'guttled' version. This one has a slimmer case (405x400x100mm), motherboard with 286, 90W PSU, 1M RAM (4x256k SIMMs) and room for 3 cards. However both the hard disk and 3.5" drive have been removed (cages + connecting leads still in place). Super buy at

Only £50



Z9213 Brand new and boxed Hyundai PC XT/AT 95 key keyboard. Superb quality at a great price! French character set.

Z9214 As above, but Norwegian layout

Either model

£5.00

BAR CODE READER



X9014 The Telxon PTC-790 hand held bar code reader measures 260x110x60mm and uses a metal encased wand to swipe barcodes. Inside the black ABS case are 4 PCBs; one has a 16x2 LCD with drive chips, another has 16xMB8464A-15L surface mount DRAMs + a dozen CMOS chips, whilst the main board houses 3x2764 EPROMs, 1802, 1854, MM58167, 6264 + 15 other logic and linear chips. There are 15 2N4401/3 transistors, 'coin' battery, 32 key membrane keypad, plugs, skts etc. The final board is the wand interface. So lots of useful bits - they may even work! They date from around 1986.

£14.95

X6149 Battery charger for them. Plug in wall type with output on 25D plug. 7V 0.1A. **£3.00**

NEW TO THIS UPDATE

OUR VERY LATEST BARGAINS!

NEW TO THIS UPDATE

PANEL METER SCOOP

Just taken delivery of a few hundred meters in two sizes. These were in our 1993 catalogue at £9.50/£10.95 each. Now offered at less than half price!



Size 60x46x33mm, require 38mm dia cut out

Y202 100-0-100µA 600R

Y208 0-100mA 0.6R

Y210 0-1A 0.06R

All at £4 each



Size 110x83x38mm,


require 59mm dia cut out

Y221 0-200µA 700R

All at £5 each


NEW RANGE OF LOW COST EDUCATIONAL METERS

Ideal for the laboratory, these meters have screw terminals that also accept 4mm plugs. Size 120x80x33mm.



TECO100	0-1A	£6.95
TECO102	0-2A	£6.95
TECO103	0-5A	£6.95
TECO104	0-6V	£6.95
TECO105	0-15V	£6.95


PANELS



X6123 Lovely panel 190x155mm with a host of interesting parts: BCD keypad, LM317T and 7805 v.regs on heatsinks, 7 seg LED, 3.6V 100mAh ni-cad, 27C256 in skt, 4xTIP110, lots of s/m chips, mainly 74HCT, 15x3w screw terminal blocks, loads of s/m T's, R's and C's. This was the main board for the V100 alarm system, and may be useable as such. **£7.95**



X6124 (Both sides shown) This one has 78L05, BC546, several tants, etc + on the other side s/m 27C64, 80C39, HCT573, 2xLM339. **3/£2.00**




X6125 (Both sides shown) BC546x3, BC556, BC184 78L05, + s/m 80C49, 2xLM339. **5/£2.00**




Couple of smaller panels:

X6119 180x95 with 4503, 4042, 4001, 4093, HC27, 2 red and 2 green 5mm LEDs. **3/£1.00**

X6120 180x90 with a couple of A-D converters - ADC0809, also 32 1N4004, R's, C's etc. **£1.00**



X6145 Panel 110x77mm with SPCO min toggle, 3 x 5mm LEDs, MC3302, 2x4001 CMOS + Rs, Cs etc **2/£1.00**



X6146 Panel 180x90mm with 16 chips 3xULN2803, 6x4024, 556, etc **£1.00**


A parcel of panels from Securicor Alarms being sold for their component value only:



X6116 Valiant mother board. 265x218mm PCB with 9 DIN41612 64 way skts, 2 DPCO min Omron relays, few skts. **£1.00**



X6117 This one's a bit more interesting - PCB 305x200mm with Z80 CPU, 2x27C256, 27C64A, 80C39 all in skts, 40+ other chips, mostly 74HCT, but some linear - 555x2, 556, 339x2 etc. 2 min Clare DPCO relays, memory back-up battery, lots of T's, R's and C's, but the best bit is on the back - a 16x2 character LCD. All this for **£5.00**




X6118 PCB 174x90 with some nice bits on it - 80C31, 27PC256, LT1133, 93C56N all in skts, few other HC/HCT chips, 2x5V 1A regs, 3 min DPCO relays. There's also a ribbon cable with 25D IDC plug. Great value at **£2.00**

VECTORSCOPE

This high quality instrument is believed to be in working order. Unfortunately, we don't have any further details.

1255 Made by System Video Ltd., this appears a more sophisticated piece of equipment, digitally controlled. Size 210x130x460mm. 150mm dia CRT. Marked NTSC.

£200



NEW TO THIS UPDATE

OUR VERY LATEST BARGAINS!

NEW TO THIS UPDATE

HEATSINKS




Z5296 X6135 X6134 Z3032

Z5296 Copper clip on type for TO5 devices 19x18dia. **8/£1.00**

X6135 Drilled for TO3. 40x33x25 9°C/W **3 for £1.00**

X6134 Drilled for TO3. 46x46x32 6°C/W **2 for £1.00**

Z3032 Drilled for TO3 46x46x13. **6/£2.00**




X6136


X6137

X6136 Drilled for TO3. 80x80x25 4°C/W **£1.00**

X6137 Undrilled. 105x75x25 2.3°C/W **£2.00**



X6138 This sink has 16 holes drilled and tapped M3/M4. 197x97.5x25 1°C/W **£4.00**




X3315 50x34x13mm for TO220 13°C/W **5/£1.00**

X3316 50x15x12mm U shape for 2xTO220. **5/£1.00**

X3317 50x25x15mm U shape for TO220 **4/£1.00**

X3321 Finned, 50x29x11mm drilled for TO220 7.2°C/W List 0.91. Our Price **2/£1.00**

X3320 As above but undrilled. **2/£1.00**



X3322 75x60x15mm finned drilled for TO3. **£1.00**



K918 Small heatsink pack. TO18, TO5, clip-on and bolt on TO220. 5 different types. **Pack of 30 £3.00**

X3323 79x75x15mm finned undrilled. **£1.50**



X3324 100x37.5x32.5mm finned drilled for TO66/TO3. **£1.50**

X6182 45x45x32mm drilled for TO3. **2/£1.00**

Extra large clear poly bags

X9023 These are enormous and very thick (1000g) - and by slitting them down the side you can have a polytarp twice the size. As a bag they measure 2.72x2.33m (8'11" x 7'8")

Price **£4.00**

X3360 15 way D skt with straight pins. Gold plated by Amphenol. **2/£1.00**


K917 Nicad battery pack. We've recently taken delivery of a parcel of assorted ni-cad packs which have been discarded as they are faulty. Quite often, it's just a single cell that's gone down. Most are from mobile phones and contain AA size cells. Too few of any one type to offer individually, hence this pack of up to 60 individual cells. **10 assorted batteries £10**

MODEM MADNESS


Not new, but believed to be in working order, these modems offer the opportunity to go on line for a fraction of the normal cost! Two cased models + a panel, all at unbeatable prices:



X9015 Racal-Milgo Comlink VIII. 300x210x45mm. Mustard coloured ABS case housing single PCB. Probably 1200 baud. Complete with power supply and 3m lead with 13A plug fitted. **£6.95**



X6148 Rack mounted version of above (no PSU) - uncased. **£4.95**



X9016 BT 4242V SX. Brown ally case 390x230x42mm with integral PSU utilizing toroidal transformer with 12V secondary. Main PCB is loaded with goodies - 5 relays, back up batt. DIP switches, 50 chips etc. etc. Again, probably 1200 baud. The case has finned sides - would make a super heatsink! **£9.95**

A selection of semis that have arrived - if you've any idea what the question marks stand for, we'd be pleased to know!

Code	Type	Description	Qty	DP	Our Price
X3326	26LS31CN	Quad diff driver	20	1.28	2/£1
X3327	ADC0804LCN	8 bit A/D converter	92	3.98	£1.50
X3328	AM26LS32ACN	Quad diff receiver	41	1.28	2/£1
X3329	CP82C55A	CMOS PPI, 8MHz	21	6.74	£2.00
X3330	D2164A-15	64k RAM?	30		£1.00
X3331	D8086-2	16 bit µP 8MHz	10	12.83	£3.00
X3332	D8259A	PIC	28	3.40	£1.00
X3333	DAC1222LCN	?	20		£2.00
X3334	DG211CJ	Quad SPST CMOS Analogue switch	50	1.36	2/£1
X3335	DS1210	Non-volatile controller, 1 RAM	28	4.44	£1.50
X3336	DS1232	CMOS µ monitor	33	3.45	£1.00
X3337	DS14C88N	Quad line driver	21	1.08	3/£1
X3338	DS14C89	Quad line receiver	19	1.08	3/£1
X3339	DS3628N	?	9		£2.00
X3340	HN462716G	EPROM (blown)	11		£1.00
X3341	ICM7170IPG	Real time clock	24	7.08	£2.50
X3342	ILQ74	Quad opto isolator	8	2.11	£1.00
X3343	IMS2600P-15	?	35		£2.00
X3344	LM1881N	Video sync separator	55	4.86	£2.00
X3345	MB8118-12	?	18		£2.00
X3346	MC1377P	?	5		£2.00
X3347	MC1458	Dual 741 op-amp	87	0.71	3/£1
X3348	N82S123N	256 bit bi-polar PROM	4	3.67	£1.30
X3349	P5164-25	RAM?	50		£2.00
X3350	PCF8573P	CMOS clock, calendar	19	8.39	£2.50
X3351	SAA5020	?	2		£2.00
X3352	SAA5050	?	4		£2.00
X3353	TC55328BP-25	RAM?	65		£2.00
X3354	TDA4510	?	4		£2.00
X3355	TEA2000	?	26		£2.00
X3356	TL7702ACP	µP PS supervisor	27	1.87	3/£2
X3357	µA308TC	Op-amp	35	0.80	3/£1
X3358	µA733	Diff video amp	111	1.54	2/£1
X3359	ZNA2L079E	?	14		£2.00

NEW TO THIS
UPDATE

OUR VERY LATEST BARGAINS!

NEW TO THIS
UPDATE

SMPSU Bargain



X9017 Super cased computer PSU 140x113x84mm rated 72.5W. with 60x60mm fan fitted. Fused switched mains inlet. Outputs leads for disk drive. Rated +5V 8.5A; +12V 2A and -12V 0.5A. Made by Cherokee International Inc.


£12.95

250W SMPSU



X6172 Powerline 250 watt switch mode PSU, slightly unusual in that it has a 9V output. Full Spec: Mains in, Max. outputs: +5V 25A; +12V 12A; -9V 8A. Fully enclosed. Size 235x160x50mm. Inputs and outputs on DIN41612 power connectors.

£20



K919 Nylon and plastic spacers, 6 sizes from 5-35mm long and 6-10mm dia. Pack of 100 assorted **£2.00**

Subscribers are mailed monthly with details of our latest surplus offers - become one now!



Z5963 Stentofon Intercomm unit. Wall mounted ally panel 280x125mm with speaker pod and couple of small PCBs. On the front is a removeable handset with 12 digit keypad and curly cord. New and boxed. **£7.60**

X6127 Bag of 500 M6 steel zinc plated washers **£2.95**



Relays



X3265 X3266 X3267 X3293


X3265 Omron G2L 28x25x11mm 150R coil, 9V. SPM 8A contact. **£1.00**; 100+ 0.60; 1k+ 0.50

X3266 Omron 7042 22x22x16mm 1600R coil, 24V. SPCO 5A contact. **65p**

X3267 TTL 15x10x10 53R coil, 5V. SPCO 1A contact. **£1.00**; 100+ 0.60; 1k+ 0.50

X3293 Flatpack relay 31x23x10mm by RS Components Ltd. 1135R coil, 24V DPCO 3A contacts. Their price 6.91 **Our Price £2.50**

Two metal two-part cases 160x100x84/50 with a sub-chassis (shown separately). 2 tone grey hammer finish. Open rear.



Sub-chassis X6130 X6131

X6130 Unpunched **£2.50**

X6131 Punched as shown **£2.00**



Z5287 Tyrometer. Sensors (not included) came from each tyre on an HGV to give driver audible (buzzer) and visible (11 small 12V lamps) indication of a fault. There's two push to make and a min toggle switch, a coil and few caps Black plastic case 110x100x60mm with mntg bracket. **£3.00**



X6089 2200µF 50V reversible electrolytic size 50x45mm. **£1.00**

X6099 Plug in PSU. Output 6.7V 100mA on to 2.5mm jack plug. **£1.50**



X3252 VFD mounted on PCB with chip. Only a handful - no other info. **£3**



X3235 16x2 LCD, ex-equip **£2.00**



X3304 16x2 backlit alphanumeric LCD module by Optrex type DMC16202. List over £30. **Our Price £7.95**

X3306 MAN6740 dual seven seg display, red, 15mm digit mounted on small PCB. **6/£1.00**; 100+ 0.08; 1k+ 0.06

Miscellaneous

X3253 Heatsink 38x22.5x28mm. Drilled for TO66. List 61p. **Our Price 3/£1**

X3303 Ferrite magnet - small, but strong. Measures just 10x8x6.5mm. **6/£1.00**; 100+ 0.09

X3281 Fuseholder - 20mm enclosed with finger release. PCB mntg. **4/£1.00**

X3288 Bi-metal thermostat. NC contacts open at 135°F and reclose at 110°F. **2/£1.00**

X3292 Mullard VA1106 thermistor. 2k2 @ 25°C **4/£1**

X6169 Vero potting box 72x50x27mm. Mostly black, few white. 40p



X3308

X3268

X6170

X3308 Small solid dielectric variable capacitor, probably 500+500pF + 4 trimmers. Size 21x20x20mm. **£1.00** 100+ 0.60


X3268 Suppressor - 0.22µF + 100R 250V ac in case 30.5x20.5x10.5mm. **£1.00**; 100+ 0.60

X6170 330µF 450V electrolytic can 77x40dia by BHC. List around 4.00. **Our Price £2.00**

X3314 BU326A NPN 400V 6A 60W TO3 transistor. **£1.50**

X6178 Switch mode PSU. PCB 210x103 ex-equip. Mains in, outputs +5V 4A; +15V 2A; -12V 0.5A. **Super Price - £5.00**

X3315 SIMM DIP socket 30 way plastic by AMP. List 1.77. **Our Price 2/£1.00**



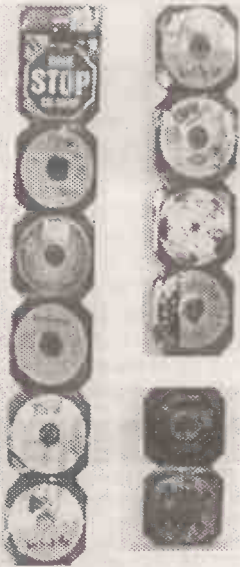
Z5899 Pocket chess computer. This is by the same people as the larger sets we used to sell. Size 180x120x45mm. 16 levels of play. Untested, possibly faulty, missing bits. **£2.95**

SALE PRICE £1.95

Z5610 Back in stock again - after a very long time! The BBC joystick. Rugged design, high speed sensitive performance, 2 fast response buttons, 4 suction cups and an extra long cord. **New & boxed £3.95; 100+ 2.00**

SALE PRICE £2.50

CD-ROM BARGAIN - 11 FOR £34.95



Just taken delivery of a great new collection of software on CD-ROM.

Prices start from £6.95 for individual disks but there's even a better deal on offer at present

-11CD-ROMs for just £34.95.

This collection from Softkey includes the following titles:

- CNN Newsroom,
- TIME Almanac,
- Key Clip Art (5000 TIFF images),
- Key Fonts,
- Key Gourmet,
- MPC Wizard,
- Sport Image-World Cup 1994,
- UFO (spooky!)
- Slob Zone 3D,
- Video Cube and Game Empire (over 250 games)

CABLEVISION CALAMITY!!!



Seems like Visionhire became a bit overstocked on their cablevision consoles - we've just purchased a quantity of these superb brand new units which contain some great electronics and as ever can offer them at an absolute Bargain Price!!

Two tone brown case contains PCB 192x195mm with easily removed UHF modulator made by Labgear (Sound and Vision); video pre-amp; stabilized power supply and all the decoding circuitry (9 transistors and TBA673 chip).

On the front of the case is a cable/off air switch and 5 push buttons (4 channels and on/off mains switch). There are 4 cables coming from the rear (these alone are worth what we are asking for the whole thing!) - 2m mains lead, 1.5m 8 core screened cable with 9 pin plug, 2m video in lead with coax plug and 2m video out lead with coax socket. As you would expect from a company like Visionhire, everything is top quality. The case can easily be utilised for other purposes - the dark brown inserts on the front are both easily removable, if required. **Z8939 £6.95 100+ 3.50 1k+ 2.50**

Add VAT to quantity prices

SALE PRICE £1.50

REMOTE CONTROL DEAL



X6106 X6108


The remaining few hundred TV/VCR remote controls left from a parcel - and what a mixture they are. All brand new, they fall into 3 broad categories - (a) basic; (b) with LCD and (c) the bells and whistles brigade. Unfortunately, most manufacturers seem reluctant to print their name on these handsets, so we haven't a clue for which machines they are intended. Hopefully, the table below will give some idea. Being realistic, we're aware not many of these will be wanted as replacements in any case, but just for the spare parts and the low prices reflect this.

Code	Type	Lang	Description	Price
(a) Basic controller with no display - all take 2 x AAA cells				
X6106	RC07	F	20 buttons	£2.00
X6108	RC44	F	37 buttons	£2.00

E=English; F=French;

25% OFF LISTED PRICES

ETHERPORT FOR MACINTOSH



X9012 Shiva EtherPort SE. This brand new boxed set of parts from Novell for networking Apple Macintosh computers is fantastic value. You get the Etherport SE Controller Board, the Etherport SE Access Board, the software on a 3.5" disk, an Installation Guide and a User's Guide. Wonder what the original cost was? Our extra special price **£14.95**

SALE PRICE £11.70

PORTABLE ALARM SYSTEM



Z9278 This is a great deal - these portable alarm systems are brand new and boxed, but have a design fault. Although they work OK in the test position, the sensor is erratic when in use. Keyswitch with three keys, high power piezo sounder. The PCB uses what seems to be a fairly standard detector. Works off PP3 battery. Size 167x110x70mm. Super buy at just



£4.95 SALE PRICE £3.75

ECLIPSE ELECTRONIC ANTI-DAZZLE MIRROR

The mirror that dips by itself!
Reduces eyestrain & tiredness
Automatic operation
Safety glass
Easily fitted
Uses internal or car battery
Made in the UK
Removes headlight dazzle
from behind
Dips in 1/10th second
Sensitivity selector
Complete with accessories



ONLY £7.95

SALE PRICE £3.95

Order Code Z5693

BATTERY TESTER



Z5569 We've managed to acquire some more of this popular line - they will test any 1.5V cell inc button cells, and PP3's, too. Still the same price - no inflation at GREENWELD!

SALE PRICE £2.95



X6098 6V constant current ni-cad charger for up to 4 1.2V cells. Red LED indicates charging at 100mA and after 14 hours, the green LED illuminates and charging stops **£3.95**

SALE PRICE £2.95

G027AA Guitar Tuner. 6.35mm skts for electric and built in electret condenser mic for acoustic guitars. Note selection is by up/down push button with LED indicators. Correct tuning indicated by an 'in-tune' target LED. Calibrated for A=440Hz. Uses PP3 batt. Normally £27.95 **NOW £17.95**

SALE PRICE £9.95

Lithium Batteries

(Lithium batteries have a long shelf life - 10 years, but can only supply a low current. Do not short terminals).



Z2451 **Z2450**

Z2451 Tadiran 0.5 AA size lithium battery, 3.6V PC mounting. Date code 8/86. DP 4.58. **Our price £1.75;** 25+ 1.35; 100+ 1.05

Z2450 Tadiran AA size lithium battery 3.6V PC mounting. Date code 6/89. DP on these is 5.17. **Our price £2.00;** 25+ 1.50; 100+ 1.20



Z2721 **Z2720** **Z3458**


Z2721 Lithium battery by Varta, type CR1/3N. 11mm long x 12.5mm dia. 3V 160mA PC mntg. **£1.20**

Z2720 Lithium battery, Vidor G06/53, 3V 1400mAh PC mounting. 50mm long x 15mm dia, individually boxed. DP 6.00. **Our price £2.00**

Z3458 Lithium battery. 3.5V 'D' size by Saft, type LSH20. DP on these is a staggering 17.48. **Our price £3.95;** 100+ 2.00

25% OFF LISTED PRICES

Nicad Batteries



Z4150 **Z4149**

Z4150 Back in stock! The popular ex-radio batteries containing 8xAA NiCads. Generally rejected because of physical damage - but there may be the occasional duff cell. Total capacity. 10V @ 500mA. Same price **£1.60**

Z4149 Ex-mobile radio NiCad batteries discarded because they either have broken cases and/or the odd duff cell. Pack of 8 cells, like AA but 73mm long, in a tough plastic case. Each cell rated 1.25V 900mA. **£3.50**

SALE PRICE £1.00

INFOTRAC+ ISTEL UNIT




X9009A Two part instrument case 445x330x105mm in blue aluminium containing a multiplexer PCB 290x195mm with Z80B + 7 support chips, 27C512 and 8 x 41256-12 DRAMs all in sockets; also 25+ LS chips, 6MHz xtal osc etc. There are also 10 x 32 way DIN sockets, 6 with matching plugs. Three others have V24 interface panels, each containing 4 x 1489 ICs and terminating in a 25 way D skt. There's a 50 watt switch mode PSU, too - and a 60x60x25mm 12V fan. What a lot you get! - and all for just **£12.95**

SALE PRICE £9.95

Micro-Professor

25% OFF LISTED PRICES

A popular teaching aid in use some years ago by Acer, we have some of the add-on options:



Z9197 EPROM Programmer board. This 157x107mm panel has a 28 pin ZIF skt, 8255, 2732 and 3 x HM6116LP-3 RAM chips, all in sockets + 7 other chips. **£3.95**

Z5714 BASIC chip (27C64 EPROM) + programming manual. Again, for use with the Micro-Professor. 12 chapters + 9 appendices - 196 pages of informative text. **£3.95**



Z5715 FORTH chip (2764 EPROM) + programming manual 146 pages of comprehensive information on the FORTH language. **£2.95**



Z9196 Printer board 157x108mm. This is probably the most useful panel, and we hope to supply a disk with it to use with a PC. There's a compact thermal print mechanism on board (20 characters/138 dots per line), together with a 2732 and 7 other chips. A connecting lead, roll of thermal paper and 32 page handbook are also included. **£7.95**

Lithium Coin Batteries

These popular 3V batteries used in calculators and camcorders are offered at a great price.

Z3807 CR1616 50mAh 16x1.6mm
Z3808 CR2320 125mAh 23x2.0mm
Z3809 CR2325 200mAh 23x2.5mm
Z3810 CR2430 280mAh 24.5x3.0mm
80p each or 10 for £6, any mix

EVERYTHING ON THIS PAGE 1/3rd (33%) OFF!
(Except where prices are indicated by **SALE** flag)



Z3571



Z3872

Z3571 Coil former, OD 38mm, ID 21mm, height 25mm, 2 sections. Pack of 3 for £1.00
Z3872 Small wound pot core, 4 windings on 10x10 former. 10/£1.00



Z3791



Z3748

Z3791 Encapsulated pot core with 2 windings, type 77204. 3 for £1.00
Z3748 Pulse(?) transformer, Ferrite core 46x36x30mm. No other info. 2/£1.00



Z5094

Z5095

Z5094 Tripler, made by Konig for Remo type D, 126 for Telefusion and IIT models. Only £1.50; 10+ 1.20; 100+ 0.65
Z5095 Tripler, Remo type D125 for 22-26 Korning 429 models. Only £2.00; 10+ 1.20; 100+ 0.65

Z5094 Z5095
250VAC

Z2495 Small suppressor 28mm long x 12mm dia by LCR. Rated 250V ac. 2 for £1.00

Mains Transformers



X6040



Z4248

X6040 Mains transformer 60x50x45mm with 12V 1.5A secondary. £2.50

Z4248 Mains transformer, 110/240V input via PCB pins. Secondary, 6.5V @ 8VA; 22V @ 8VA; 22V @ 1VA; 1.5-0-1.5V @ 1VA. Nicely made by Skot. Price £3.00



X6034



X6077



X6078

X6034 Encapsulated PCB mounting transformer, 120/240V input, 4 separate outputs; 2 @ 9V and 2 @ 13V each at about 0.5A. By wiring in various ways, a large number of different outputs are obtainable: 9, 13, 18, 22, 26, 31, 35 or 44 volts. Great value at £3.00

X6077 Clamp transformer with standard mains input, 16V 3A output. Size 57x69x61mm. £3.00

X6078 Clamp construction, mains pri on molex connector, 2 secondaries 9V 3A and 28V 3A. Size 57x69x81mm. £4.95



Z5822



X6092

Z5822 Mains transformer 89x75x58mm with 33-0-33V 1A secondary. £3.95

X6092 120/240V pri, 9V 0.75A, 9V 0.75A and 18V 0.75A secondaries. £2.50



Z5874 Great value on this 60 watt mains transformer, suitable for PCB mntg or bolted to a chassis. Two main windings: 12V 2A and 16V 2A. There are also two low current windings - 5V 50mA and 38V 50mA. Overall size 64x53x65mm. Only £3.50 - or a box of 20 for just £50!



2043A



2036



2031

2043A 20-0-20V 500mA £3.80
2036 17V 250mA £2.30
2031 0-19-25-33-40-50V 500mA £7.50

Coils/formers/chokes

Small chokes:

Code	Value	Size mm	Pitch	Type
Z7090	1µH	4.6	5mm	bead
Z7091	1.2µH	6.7x6.5	5mm	radial
Z7092	2.7µH	4.6	5mm	bead
Z3577	3.3µH	10x4	-	axial
Z7093	5.6µH	3x2	-	axial
Z7094	10µH	3x2	-	axial
Z3140	82µH	3x2	-	axial
Z7095	100µH	4	5mm	bead
Z7096	270µH	4.6	5mm	bead
Z7097	330µH	4.5	5mm	bead

All the above the same price - 20 of any one value for £2.00. 100+ 0.05. 100 mixed, your choice of values. £7.00.



2034



2032



2035

2034 35V 1.7A £4.90
2032 0-19-25-33-40-50V 1A £9.30
2035 55V 2A £8.95

DIGITAL MULTIMETER

- ▶ Input Impedance 10MΩ
- ▶ 3½ digit 15mm LCD display
- ▶ 32 ranges including 20A ac/dc
- ▶ Transistor and diode test
- ▶ Continuity test with buzzer and LED
- ▶ Rugged yellow case
- ▶ Test leads with shrouded 4mm plugs
- ▶ Carrying case
- ▶ Fuse Protection
- ▶ Automatic polarity and zero



Battery and instruction manual included

Code No: M3800

AC volts	0-200m-2-20-200-750Vac±0.8%
DC volts	0-200m-2-20-200-1000Vdc±0.5%
AC current	0-20µ-200µ-2m-20m-200m-2A-20Aac±1.0%
DC current	0-20µ-200µ-2m-20m-200m-2A-20Adc±0.5%
Resistance	0-200-2k-20k-200k-2M-20MΩ±0.5%
Transistor hFE	0-1000 NPN/PNP
Dims	176x88x36mm

SALE PRICE £29.95

Linear PSUs



Z4215 Silconix mains input, 4.5V DC 150mA output to 3.5mm jack plug on 2m lead. Built-in continental 2-pin plug. Size 62x46x35mm. Only £1.50

Z5278 Plug in wall type 24V ac 100mA output on 2m lead. White case. £1.75 100+ 1.10.

Z5612 Plug in power supply giving out 10V 300mA ac on a 2.5mm power plug on the end of a 2m lead. £1.95; 100+ 1.10



Z5585 PSU with mains input via 1.5m lead. Output 8V 200mA regulated onm unusually, a phono socket. £2.00

Z5519 Power supply, ex-equip unboxed. Mains input transformer, bridge rectifier and smoothing cap giving 9V 800mA. Only £2.00

Z5143 Plug in power supply giving 7.5V 600mA on the end of a 2m lead with a 2.5mm power plug. Only £2.50; 100+ 1.80


2 FOR THE PRICE OF 1

EVERYTHING ON THIS PAGE 1/3rd (33%) OFF!
(Except where prices are indicated by SALE flag)



Z5818 Plug in PSU. Output 3V DC 250mA onto a 3.5mm plug via a 2m lead. Double insulated to BS415. Boxed. **£2.50**

Z5611 Plug in PSU by Tandata. Rather strange one this, - has 3 separate outputs, +16V 100mA; +8V 500mA, -8V 40mA terminating on a 4 pin DIN plug on the end of a 2m black lead. **£3.95**; 100+ 2.00



Z5997 220 ac input on 2 round pins. Output 48V ac 312mA on 2m lead with 2 pin skt **£2.50**

Z5613 Griffin Power Supply, High quality cased unit with 1m mains lead and 1m output lead with a 0.25" stereo plug on the end. Output is 9-0-9V 1A ac. **£4.95**; 100+ 2.65



Z5503 126x76mm PCB. 30 watt unit +5V 4A; -5V 1A **£4.95**

AA12531 Switch mode PSU by Astec partially cased. 160x104x45mm overall with 160x100mm Eurocard PCB. Inputs and outputs are on colour coded flying leads. Input 115/230V 50/50Hz. Outputs: +5V @ 5A; +12V @ 0.15A. Total wattage 50W. **£6.95**; 25+ 5.43; 100+ 4.53

Conversion Kit

K725 This kit converts the AA12531 PSU into a much more versatile supply, giving +5V @ 2.5A; +12V @ 2A; -12V @ 0.1A and -5V @ 0.5A. Complete set of parts and full instructions **£3.50**
Instructions only (**K726**) **£1.00**

Z5990 Farnell NO55P425 55 watts. Cased +5V 6A; +12V 0.6A; 12V 0.1A; 9V 0.15A **£6.95**



Z8888 Made by STC, this 220x100mm panel is attached to an aluminium chassis. 225x102x65mm and has a single 5V 10V output. Supplied with connection details. **Price Only £8.95**; 10+ 6.50; 100+ 5.20



X6016 Brand new and boxed SMPSU by ASTEC. Mains in, -12V 0.2A +12V 2A and +5V 5A out 44W max PCB 160x100mm. **£9.95**



X6017 Another brand new unit by Ericsson, ideal shape and size for a PC. Steel and ally case. Mains on/off switch at front, 3 pin IEC mains input at back. Outputs, on a 13 way socket are: +12V 5A, -12V 2A, +5V 10A; 200W max. We purchased these in a job lot at an especially keen price, so are offering them for just **£14.95 each**; 100+ 8.00



Z5508 Cased unit for monitor 205x130x60mm by Source Electronics Ltd, model HSL80-47. Rated 80 watts. +70V 0.9A; +6.3V 0.7A; +15V 1A; -15V 0.4A **£16.95**



Z8861 Advance switch mode PSU 110/250V as input, output 5V 50A. Has external fan 120x120mm fitted to case 305x109x75mm. **Only £30.00**



Z9240 (pictured) HSS180. Outputs: +5V 20A; +12V 6A; -12V 6A; -5V 1A; +24V 3A (Total loading not to exceed 180 watts) DP 232.66. **Our Price £39.95**

ZS9241 SMM500 00 00. This is a fan cooled unit with adjustable fully regulated outputs that can be paralleled. Outputs: 5V 60A; 12-24V 6A; 12-15V 6A; 5-15V 6A; 5-15V 4A (Total loading not to exceed 500 watts.) DP528.75. **Our price £99.95**

Z5958 Astec SA30-1305 30W unit +5V 2A; +12V 2A; -12V 0.3A **£3.95**



Z5953

Z5952

Z5953 Hitron HSG40-31 40W unit +5V 3A; +12V 0.5A; -12V 0.5A **£4.95**

ZS5951 Astec AC9232 50W unit +12V 2.5A; +5V 6A; 5V 0.5A; 12V 0.5A **£12.95**

Z5952 Astec SA70A-3400 70W unit +5V 8A; +12V 3.5A; -12V 1A; -5V 0.7A **£14.95**

DC-DC PSUs



Z5546

Z1893

Z5546 Plug in car power supply - use cigar lighter socket to convert 12V to 6V 1A DC regulated (uses 7805 & zener), 3m long lead with 2.5mm power socket. Super bargain price. **Only £1.50**

Z1893 Input 48V (43-52V). Output 5V 1A. **Price £2.50**; 100+ 1.00



Z660 Astec switch mode PSU type AA7271. This small PCB. Just 50x50mm will accept 8-24V input and give a stable 5V dc at up to 2A output. The 6 transistor circuit provided current overload protection. Thermal cut-out and excellent filtering. Offered at a remarkably low price. **Price £5.00**

Miscellaneous

SAM POWER SUPPLY AND MODULATOR



Z9111 Never heard of the SAM Coupé Computer? Well, the holding company SAMCO went bust, and now someone is trying to resurrect it - but the liquidators were anxious to turn piles of stock into cash, so we purchased all remaining stocks of the Astec made PSU's and can offer them at an amazing price! Inside the 170x150x70mm grey and black vented case is a linear power supply (240V ac in; 5V 2A & 12V 0.1A dc out). **PLUS** a UM1286 UHF colour TV and sound modulator. There are 3 leads; 2.2m phono to a co-ax; 2m mains and 1.9m output lead fitted with a 6 pin DIN plug. All brand new stock. All this for just **£9.95**; 100+ 4.40

POWER SUPPLIES



Z9157 One of the best power supplies we've seen for the money - this 397 watt switch mode beauty is one of the highest quality, made by Delta Electronics Inc. Removed from equipment, but in excellent condition (less than a year old!) the unit is totally enclosed in a steel case 340x152x152mm. It has an IEC mains inlet with suppressor fitted and on/off mains rocker switch, and all outputs are on leads with power connectors. Now for the spec:


Inputs: 100-120V @ 10A or 200-240V @ 6A, Outputs +5V @ 40A; +12V @ 15A; -5V @ 1A; -12V @ 1A switchable on front panel. A 12Vdc 120x120mm fan is fitted at the rear of the case. Current distributor price of a unit of this ilk would be around £400.

Normally £29.95

SALE PRICE £15.00

UNINTERRUPTIBLE POWER SUPPLY

In good working order, offered at a fraction of its original cost. Please note carriage is extra on this item only and will vary with distance; ring for details.




Z9297 Rated 1000VA, this UPS is made by Sola and is supplied with a separately cased sealed lead acid battery of 36 cells.

£500

SALE PRICE £350

200W SMPSU




X9007 An excellent opportunity to purchase a brand new 200W multi output SMPSU by Farnell - model NA200P410, their list price over £200! Std input voltages, outputs: +5V 28.5A; +24V 0.5A; +12V 3A; -12V 1A. Great value at

£19.95

SALE PRICE £13.50

FANS



A selection of ex-equip fans at our usual low prices

- X6082** 120x120x38mm 220V ac, various makes, all diecast frame and metal blades. £3.00 **SALE £2.00**
- X6083** As above but 115V ac £2.50 **SALE £1.70**
- X6086** 170mm dia x 51mm deep, but with flattened sides 150mm across, this fan is made by Comair Rotron. Rated 24V DC 1A £5.00 **SALE £3.50**

Low Voltage Fans

33% OFF LISTED PRICES

Some ex-equip axial flow fans all in good working order at substantial savings over new models.



Z3855

X6015

Z5728

Z3855 Smallest fan we've seen! 42x42 by just 10mm thick. Made by Nitev, model TA150DC. Rated 12V DC 0.11A. **Only £3.00**

X6015 Papst (mostly) 612L 60x60x25mm 12V DC (6-15V) 0.7W fans. List is 27.47. **Our price £3.00**

X6051 12V 120x120x25mm fan, all plastic. Ex-equip. **£3.00**

Z5728 New by Panaflo. 12V, 0.16A, 60x60x25mm. Flying leads. DP 17.00. **Our price £5.00**

X6053 8-16V DC fan by Papst type 8112G. Metal frame. 80x80x38mm. Brand new and boxed. **£6.50**



Z5813

Z5859

Z5813 Papst 8124G 18-30V DC 80x80x38mm, ally framed, DP 20.00+. **Our Price £8.00**

Z5959 Papst 4312M-S 12V DC 2.6W 120mm fan. Std 32mm deep. List on this is 23.56. **Our price £4.95**

Mains Fans



Z5730 Ex-equip 120x120x38mm, 230V ac, mostly by Papst. Good clean condition. **£5.95**

33% OFF LISTED PRICES

FANS

X6051 12V 120x120x25mm fan, all plastic. Ex-equip. £3.00 **SALE PRICE £2.00**

X6053 8-16V DC fan by Papst type 8112G. Metal frame. 80x80x38mm. Brand new and boxed. £6.50 **SALE PRICE £4.50**



EVERYTHING ON THIS PAGE 2 FOR THE PRICE OF 1
(Except where prices are indicated by **SALE** flag)

Pay the price shown per item or pack - you'll receive double the quantity!

MOTORS



CODE	TYPE	DIA	HT	SP	V	I	Speed	Dir	Used in	QTY	RRP	Our Price
Z7351	MM330				13.2	140	2400	CCW	Audiola Car Stereo	59	21.95	£4.95
Z7352	MM340	23	17	3	4.5			CW	Electronically Governed	57	11.95	£2.95
Z7354	MM350	30	22	5	6			CW		28	10.95	£2.95
Z7355	MM360	34	22	2	6	165	2000	CW	Far East Imports	30	10.95	£2.95
Z7356	MM370	28.5	20.5	2	6	170	2400	CW	Hitachi, Orion and Sharp, Electronically Governed	38	14.95	£2.95
Z7357	MM380	22	12.5	1.2	4.5	130	2400	CW	Toshiba, Aiwa, Electronically governed.	92	24.95	£4.95
Z7359	MM420	34	22	2	4.5		1520	CW		35	6.95	£1.95
Z7360	MM430	34	22	2	4.5		2000/2300	CCW		40	6.95	£1.95
Z7361	MM450	34	22	2	4.5		2000/2300	CCW		40	6.95	£1.95
Z7362	MM460	34	22	2	6.7		2000/2300	CW		48	6.95	£1.95
Z7363	MM480	27	21	2	6.7		2000/2300	CW		13	6.95	£1.95

Mains Motors



Z5782 Plastic housing with small (25x23mm dia 2W) mains motor and complex gear chain to give a final speed of 1 rev every 12 hours on to a 0.25" spindle, operating various switch contacts. Nice selection of easily removable plastic gear wheels (10) and spindles (3). **Only £1.50 - or buy a tray of 21 for £20**



Z9237 Large economy size brushless DC motor (from a computer deck?) Overall size 122mm x 90mm dia. 10 way ribbon connector. Any ideas? **£5**



These all originate from the largest component distributor in the UK and are in original packing. Sub min 4 pole changeover plug in type, delay before energize. Same as Omron H3Y4 series.

CODE	VOLTS	TIME	DP	PRICE
Z5182	240Vac	5s	25.83	£5.00
Z5183	110Vac	5s	25.83	£4.00
Z5184	110Vac	10s	25.83	£4.00
Z5186	110Vac	5m	25.83	£4.00
Z5187	24V dc	5s	24.19	£5.00
Z5188	24V dc	10s	24.19	£5.00
Z5189	24V dc	5m	24.19	£5.00

TIMER RELAYS and SWITCHES

Type TRE 1610. Similar to TRE1310, but smaller; 22x73x105mm and contacts rated 6A 250V 1500VA.



CODE	VOLTS	TIME	PRICE
Z5630	24	sec	£8.00
Z5631	240	min	£8.00

Type TRE1611. Delayed pulse, size and ratings as TRE1610.

CODE	VOLTS	TIME	PRICE
Z5633	24	6s	£4.00
Z5635	240	Tim/T2	£6.00

Type TRE1790 Time delay with remote option.

CODE	VOLTS	TIME	PRICE
Z5629	110	30m	£6.00

Further data on all these relay on our data sheet Z5623 (free).

Plug in time lag relays, octal base type CRT55.58 by ISKRA. Variable time delay adjusts by top-mounted pot. Contacts rated 5A 250V AC, 500VA max. Big variety but only small quantity of each. List price on these is over £20 each, 12V are DC only, higher voltage are AC/DC 60V version is intended for use on mains with 7K5 12 Watt resistor in series (supplied).



Code	Volts	Time	Type	Price
Z3071	24V	0.15-3m	55	£3.00
Z3073	48V	0.7-12s	55	£3.00
Z3075	48V	1.5-30s	58	£3.00
Z3076	48V	5-100s	55	£3.00
Z3077	48V	0.15-3m	58	£3.00
Z3079	60V	0.7-12s	58	£4.00
Z3087	60V	1.5-30m	55	£4.00
Z3088	110V	1.5-30s	58	£3.00
Z3089	110V	0.15-3m	58	£3.00

Type 55 has DPCO contacts, and has the delay when the supply is switched on.

Type 58 relays are off-delay type, ie the relay remains on for the set period after a set of auxiliary contacts are opened.

Z9224 Excellent mains motor, 2800 RPM. Thermally protected, 8mm shaft, 11mm long. Size 92x80mm dia. Weight 1750g. **£9.95**
Needs starter cap, about 4µF - we can supply a pack of 10 x 0.47µF 250V ac for **£4.00**

Low Voltage Motors



Z3039 High quality DC motor by Phillips, 32.2mm dia x 24mm high. Spindle 2mm dia x 7mm long. Low noise level, smooth running, designed for cassette machines. Normal V = 6.7V, max 12V 2000 RPM. Full spec on request. **£1.95; 100+ 1.00**

Z5487 Mabuchi hi-torque 9V cassette motor 35mm dia x 25mm. **Only £1.00;**

EVERYTHING ON THIS PAGE 2 FOR THE PRICE OF 1
(Except where prices are indicated by **SALE** flag)

Pay the price shown per item or pack - you'll receive double the quantity!

Relays

Code	Man & Type	Size	V	R	Contacts	Pic	Price
Z2554	DIL solid state	28.5x10x10	A		3PCO 40mA	N	2.00
Z1718	Hunteigh, SMT2000/3	43x25x70	B		SPM-4A	AA	1.00
Z2728	Teletone M949 polarized	28.5x10x10	1	18	SPCO 40mA	K	1.60
Z202	Low profile	32x20x11	3	35	SPCO 3A	U	1.00
Z2400	Gentech G42F	33x16x11	3	130	SPB 1A	S	1.00
Z3877	Omron G5A 234P-53/1	16x10x8	4.5	101R	DPCO 1A	A	1.00
Z3632	Clare SIL reed		4-10	500R	500mA	AB	1.00
Z3899	Hamlin HE72 1A5262	19x6.5x7	5	500R	SPM 300mA	J	1.00
Z2310	AX 400F-X091	10.5x32.5x13	5	370	SPB 1A	P	0.50
Z2401	AX 175A-4	32x9.5x15	5	500	SPM 1A	R	1.00
Z2402	Clare CIPV10201	25x10.9x9	5	170	SPB 1A	P	1.00
Z2403	AX 132A-4	20x7x7	5	520	SPM 500mA	J	1.00
Z2405	Clare PRIMEL5005AB	20x7x5	5	470	SPM 500mA	J	1.00
Z2406	Elliott 36876/5	32x15x10	5	130	SPB 1A	S	1.00
Z3009	Schrack RP110005	28x24.7x11	5	60	SPCO 8A	V	2.68
Z3057	Clare	35x12.5x10	5	590	SP 1A	P	1.00
Z3058	Clare	35x12.5x10	5	400	DP 1A	P	1.50
Z3762	BT type (our type W831)		9			A	1.00
Z3878	211NC D009-P	16x11x10	9	390R	SPCO 1A	B	1.00
Z2174	Aromat DS4E-S	35x10x10	9	410	4PCO 2A 30V	Q	3.00
Z3533	BT47/9	20x10x10	9		DPCO 2A	A	1.00
Z3879	NEC MR24-12S	30x24x10	12	330R	4PCO 2A	C	2.00
Z3880	KV23/9 PW	30x24x18	12	550R	DPCO 2A	D	1.50
Z3542	PCB	22x16x16	12		SPCO 2A	AC	1.00
Z2350	Car Type 1/4 Crimp	26x24x36	12	680	SPM 15A	AM	1.00
Z2411	AX 481F	32x10x10	12	1500	SPM1A	P	1.00
Z2413	AX 481F	32x10x10	12	1500	SPM 1A	P	1.00
Z2545	Pickering 97-1-A-12	19x11x10	12	1000	SPM 200V 5A	A	50p
Z3023	PCB mounting L Shape	27x22x22	12	140R	SPCO 10A	AL	1.00
Z3561	Compact plug in	30x26.5x25	12	560	6PCO 1A	AE	2.00
Z3042	Iskra TRK3631	28x26x10	12	300R	SPCO 8A	Z	1.00
Z3631	Omron G5A	15.7x9.7x7.9	24	2k88	DPCO	A	1.00
Z3043	Iskra TRK3613	28x26x1	24	1k1	SPCO 8A	Z	50p
Z3881	National NF4-24	30x24x10	24	1k2	4PCO 2A	C	2.00
Z3882	KV 1002-027	28x24x12	24	820R	DPCO 2A	E	1.00
Z3883	Omron LC 1M-US4	22x21x16	24	1k5	SPCO 10A	F	1.00
Z3884	AMF KAP 14 DG24	53x34x34	24	450R	3PCO 6A	G	2.00
Z3559	Enclosed plug in	58x34x34	24	450R	3PCO 10A@115Vac	AJ	2.50
Z2639	Hamlin metal cased reed	32x10x9.5	24		SP 1A	M	1.00
Z275	Releco MR54-2	35x35x55	24	480	DPCO 10A	AK	2.50
Z2048	Octal IMO 60.12	32x35x63	24	435	2PCO 10A	AK	2.50
Z2164	Zetter AZ692-052-52	27.5x25.8x11	24	1200	SPCO 8A	Z	0.75
Z2416	Hamlin HE221A4860	32x10x0.9	24		SPM 1A	M	1.00
Z2419	National AE1324	30x20x10	24	2000	DPCO 1A	W	1.00
Z2941	Plug in continental	34x28x21	24	580R	4PCO 5A	AF	1.00
Z2422	AZ1530-Oay	26x20x10	36	4300	SPCO 1A	T	1.00
Z252	Perivale PC2	30x24x19	48	2500	2PCO 1A	AD	0.60
Z2424	ITT A2446	29x16x13	48	3000	DPCO 1A	X	1.00
Z2496	Omron MY4	27x20x41	48	630	4PCO	AF	1.00
Z3010	V23030-C2026	40x37x9	48	3000	6PCO 1.5A	Y	1.00
Z219	Izumi MY4 RY4S-EC	35x27x21	50	750	4PCO 3A	AF	1.00
Z230	Electrotherm GR1011	20x11x10	50	2600	SPM 1A	P	1.00
Z261	P&B KU11A15	46x36x31	240ac		2PCO 7.5A	AH	3.00
Z2433	Miniature plug in	22.5x29x32	240ac	5k	4PCO	AG	4.75

Notes: (in 'V' col)

A - 3.8 to 32 Vdc 'coil'; 5-250Vac 1A load LA SCR; B - 3 to 32Vdc 'coil'

Bases

Code	Man & Type	Size	Contacts	Pic	Price
Z296	MY4		4PCO		0.30
Z298	Continental		2PCO		0.30
Z299	Continental		4PCO		0.25


Z3560 Suitable base for Z3559. 50p

Z3802 Lovely little solenoid with 5V DC coil. Body size 30x20x17mm. Steel plunger has nylon hook screwed into it, easily removable. 5mm travel. Tapped fixing holes. 190mm long leads terminated in 2 way IDC type socket. £1.50; 100+ 0.85; 1k+ 0.70

Timer

Z2316 Elapsed time indicator by Curtis 0-5000 hours 5V DC 42mm long x 9 x 4mm. Wire ended. £1.50

Z2047	Omron H3Y-4-U5	63x30x22	110	4PCO 1-5 Timing Range	Sec					2.50
Z2852	TEK8202 5 tap active delay									2/1.00



EVERYTHING ON THIS PAGE 2 FOR THE PRICE OF 1
(Except where prices are indicated by **SALE** flag)

Pay the price shown per item or pack - you'll receive double the quantity!

DISPLAYS

LED Displays Single Digit



Z1940 Z1939 Z1944 Z3001

0.3" (7.62mm) Display Height

Height 19.05mm; Width 10.16mm; Depth 5.4mm;
Pin spacing 2.54; Row spacing 7.62; Luminous intensity 0.6mcd @ 10mA.

Code	7/	D	CC	1+	25+	100+
	+1	P	CA			
Z1940	+1	LH	CA	20p	0.13	0.10

0.5" (12.88mm) Display Height

Height 19.0mm; Width 12.7mm; Depth 8.0mm;
Pin spacing 2.54; luminous intensity 0.8mcd @ 10mA.

Code	7/	D	CC	1+	25+	100+
	+1	P	CA			
Z1943	+1	RH	CA	23p	0.15	0.12
Z1944	+1	RH	CC	23p	0.15	0.12



Z3565 Litronix LTD6940HR dual 7 seg red LED display with RHDO. 14.2mm high digit. Common cathode. **5 for £2.00**; 100+ 0.25; 1k+ 0.15



Z2904D Red 3.5 digit 0.5" PCB mounted LED display. Common anode multiplexed output and stackable with full data. **£1.00**




Z1361 Right angle DIL socket for mounting 7 seg displays (takes Z3001, Z3565). Extremely high quality. **Price 40p**; 10+ 0.26; 100+ 0.17.




Z5811 Giant 7 seg display panel as previously sold. Four 2.25" high LC2341 (normally 8.54 each) on panel 195x100mm, with 32x1N4005. May be slight scratching where panels have rubbed together. Same price as before - **£8.00**

Bargraph Displays



Z3564 Bargraph LED display. 5 5x2.5mm green LED's in a block 40x7x8mm. **2 for £1.00**; 100+ 0.25



Z3563 Another. 12 5x2.5mm LED's in a block 70x7x8mm, 7 green, 5 red. **£1.00**; 100+ 0.50; 1k+ 0.40.



X3162 TMS3926 10 LED Red bargraph in small ackage (50x10), end stackable. VU function - ideal for power meters, S meters and VU meters in tape recorders. Programmable current drives, will withstand ±35V signal input. **£2.00**



Larger version of above (PCB 50x22)
X3163 TSM39152 Green, log. **£2.00**
X3164 TSM39143 Yellow, lin. **£2.00**




These three are 20 element integrated bargraphs with 20 5x5 LEDs driven by an on board 5450 based driven chip. Direct connexion to LEDs, too.

Z3874 TMS3805 Green **£2.50**

X3166 TMS3806 Yellow **£2.50**


The above bargraphs (X3162-6 & Z3874) all come with comprehensive data.

LED Blocks



Code	Part No	Si	Ma	Col	Pric
		ze	trix		e
		m			
		m			
Z5469	TFB3458C	35	5x8	G	1.60
Z5470	TFB3758C	35	5x8	R	1.60
Z5471	TFB5357C	51	5x7	Y	1.80
Z5479	TFB5757C	51	5x7	R	1.80

The suffix C to the part number indicates common common cathode.



Z2903D Red LED PCB mounted display - 12 bubble digits 0.11" high. Full data supplied. Only **£1.50**; 100+ 0.80



Z2658 LED module. PCB 50x35mm with 7 digit 7 seg red diplay + 3 surface mntg LEDs, one each red yellow and green. SED5031M chip on rear. Probably for use on mobile phone. **Only £1.00**



Z5093 Till display. Plastic housing 200x95x45mm contains PCB 195x70mm with 8 7-seg HP LED's type 5082-7651, red 0.43 CA. 16.5mm red LEDs, 8255 programmable interface and other chips, etc. **Price £2.50**

Clock Displays



Z3789 Clock Display. 4 digit 7-seg LED 15mm high in green with colon in centre. Non multiplexed. **£1.00**



Z2362 MS463M 0.6" common cathode 4 digit multiplexed display on PCB 70x30 with 15 way connector. Intended for digital clock use. Supplied with pin out. **Only £1.50**



X6048 Nice display panel 153x35mm from STC Mercator with 8 x 5mm red LEDs and 3 x 0.8" 7 seg displays HE red, CA (HDSP3901). SAA1064 chip and a couple of ZTX450 transistors. **£2.00 SALE PRICE £1.00 (NOT 2 FOR 1)**



L141A Multilight. Durable 3-in-1 torch Bright fluorescent tube for emergency lighting. Amber blink light. Strong spot beam using Krypton bulb. A must for DIY and camping enthusiasts. Takes 2X HP2 batteries. **(NOT 2 FOR 1)**

Was £14.99
Reduced to £12.99

EVERYTHING ON THIS PAGE 2 FOR THE PRICE OF 1
 (Except where prices are indicated by **SALE flag**)

Pay the price shown per item or pack - you'll receive double the quantity!

LCD Displays



Z2584 LCD for use with sophisticated hi-fi system. Indicates time, channel (16), track, edit, repeat, blank, random and direction. 28 pin connector. Only **£1.00**; 1000+ 0.65



Z1637 LCD display - Direct drive 3½ digit with 'LO-BATT' 12.7mm high digits. Op voltage 4-12 RMS @ 32 Hz type. Consumes only 25µA with all segments on. Trade price £7.97 each. Supplied with data, but no edge connector. **£1.00**; 25+ 0.65; 100+ 0.50



Z2432 LCD 8 digit 10mm high. Single sided 36 way edge connector. Only **£2.00**; 100+ 1.00; 1k+ 0.80



X3230 8 digit display 10mm high by Racal, type Boo5T711. No edge connector. **£1.00**



Z4115 8 digit 12.7mm high. LCD and holder. These are 14 segment devices allowing alphanumeric display. Normally costing over £15.00 we are offering these for just **£4.50**

X3173 3.5 digit 12.7mm high LCD and holder. With lo-batt symbol and centre colon for use as a clock display. Model TLCD0530-02 from IIV. **£2.50**



Z3100 Car VFD. This shows the plan view of a saloon and indicates whether doors are shut, lights are on etc. With data sheet. **£2.00**



Z5459 Futaba 16 character x 2 line vacuum fluorescent display type 162-BY-01Z. Supplied with pin out. Only **£2.50**



Z1731 NEC Vacuum. Fluorescent Display FIP8B11, 8 digit multiplexed output 10mm high. Heater voltage 2V, grid/anode voltage 24V. (Uses Z4248 transformer to power).. Price **£3.00**




Z2659 LCD Module. Probably intended for use in mobile phones. Size 44x28mm. One row of 10 digits + a load of Japanese characters. Uses 2xOKI M5259 chips. No other data yet. **£2.50**



Z5792D Unusual LCD - ideal for use as a stereo bargraph, or digital counter. Supplied with data. **£2.95**



X3115 16x1 display **£3.50**



Z3063 EA-Y 16015A2. 16 Digit LCD module by Epson. On double panel 84x44mm with 22 way connector. Only **£6.00**

LCD dot matrix modules all with HD44780 controller (and HD44100 on larger displays).




Code	Part No	Size	Cha	Ht	Price
Z5482	162Q.	16x2	5x7	4.3	6.00
Z5483	1621	16x2	5x7	4.3	6.00
Z5484	2011	20x1	5x7	5.2	4.60

A data sheet is included in the price.
Z2842 Application notes: A 16 page booklet is available: Price **£2.00**



Z5096 16 character x 1 line. Very similar to our Z1814 but slightly larger character - .63x3.15 (8x5 dots). Type LCDM16166 by Refac. Supplied with data. Uses Hitachi HD44780A000 chip. **£8.00**



Z5352D Densiron alphanumeric LCD module 40x1 character type H2572HT. Farnell's price £29.28. Superdeal Price **£9.95**



Z5460 Epson dot matrix display type EG2401A. Display area 139x39mm. Overall size 178x69mm. No data at present. **£15.00**

FOR CALLERS ONLY



We've bought in a parcel of Crompton lamps, but regrettably unless you can call in for them, you won't be able to take advantage of this deal. Quite a mixture - there may be others we haven't come across yet. Qty's (where known) in brackets after price - if you're interested in taking a lot or all of them, give us a call.

Z5850 Clear twisted candle 230V 40W SES base. 3/£1 (550)

Z5851 Pearl std 115V 15W BC 3/£1 (1625)

Z5852 Pearl std 115V 40W BC 3/£1

Z5853 Pearl std 115V 100W BC 3/£1

Z5854 Clear std 115V 150W BC 2/£1

Z5855 Pearl std 115V 200W BC £1

Z5856 120mm Reflector 115V 250W Infra red BC **£1.50**

Z9251 Clear std 230V 1500W GES **£3.00**

Z9252 1.5" dia fluorescent tube 2ft 40W natural **£1** (135)

Z9253 1.5" dia fluorescent tube 8ft 85W warm white **£2** (260)

If there's a particular type you require, ring before coming to check stock is available.

For regular mailings of our lists, become a Subscriber

EVERYTHING ON THIS PAGE 2 FOR THE PRICE OF 1 Pay the price shown per item or pack - you'll receive double the quantity!
(Except where prices are indicated by **SALE** flag)

We're re-offering some red LED displays which have appeared in previous lists now at much reduced prices.

Code	Type	Size (mm)	CA/CC	DP	Qty	£2 Pack	100 +
Z3001	S806RWB	20mm	CA	RH	792	8	0.12
Z3002	LTS312R	0.3"	CA	Both	1325	15	0.08
Z3003	3719	0.3"	CA	RH	1075	20	0.05
Z3004	3729	0.3"	CA	RH	9807	20	0.05
Z3005	MP4710	0.43"	CA	RH	1075	20	0.05
Z3007	MP4720	0.43"	CA	LH	977	20	0.05
Z3008	MP4920	0.43"	CA	None	3983	20	0.05

LED Integrated Displays

A selection of 2 & 4 digit red and green displays with on board serial data in/parallel data out chips. Designed to operate with minimal interface. TTL compatible. Wide power supply operation. Direct current drive. Comprehensive data available - see below for details.



Code	Type	Colour	Description	Qty	Price
Z2888	TSM4307	Red	2-Digit 0.3"p	429	£1.00
Z2889	TSM4507	Red	2-Digit 0.5"p	873	£1.20
Z2890	TSM5032	Red	2-Digit 0.3"	543	£1.00
Z2891	TSM5032P	Red	2-Digit 0.3"p	354	£1.00
Z2893	TSM5052P	Red	2-Digit 0.5"p	955	£1.40
Z2894	TSM5232P	Green	2-Digit 0.3"p	654	£1.10
Z2897	TSM5732	He Red	2-Digit 0.3"	663	£1.10
Z2901	TSM6732P	He Red	2-Digit 0.3"p	358	£1.10


The p suffix indicates pcb with 0.1" pitch pins.
Individual data sheets are supplied with each device and a booklet.

Z2999 is available with applications data + program listing on all the devices.
Price £2.00
K848 A pack of 10 assorted of the above types. £5.00

WIRELESS DOORBELL

T071D Two part wireless doorbell. The transmitter is mounted by the front door and the receiver can be mounted or carried up to 16m (50 feet) away. Provided with self-adhesive pads and screws for mounting (if required). Transmitter requires a PP3 battery, receiver requires two AA batteries.

Dims: 112x40x30mm
Transmitter 93x70x30mm



SALE PRICE £8.95

Seen elsewhere for £14.95

MORE CLOCKS

From the IIV Systems parcel, some more clocks. Most in quite small quantities. Data supplied.




X3132,5,7

X3136



X3133



X3140

Code	Type	Description	Price	SALE
X3131	MA1020UR	Red. Full cct AC 0.84" red lens	£4.95	£2.50
X3132	MA1022UR	Red. Full cct AC 0.5" red lens	£3.95	£2.00
X3133	MA1026GZ	Green. Time & temp. AC 0.7" white mylar	£3.95	£2.00
X3135	MA1042LR	Red. basic cct AC 0.5" red lens	£2.95	£1.50
X3136	MA1142GZW	Green basic cct AC 0.5" white mylar	£2.95	£1.50
X3137	MA1142RLR	HE red basic cct AC 0.5" red lens	£2.95	£1.50
X3138	MA1142RZW	HE red basic cct AC 0.5" white mylar	£2.95	£1.50
X3140	MA5036ZW	HE red basic CCT AC 0.3" white mylar	£1.95	£1.00

99P CLOCK Z3873 Super Offer!



Z3873 Super Offer! A complete clock in a 40x25mm module. 9V operation with sleep & snooze, 24hr alarm, PM, colon and alarm indicators. Simple fast/slow setting controls. 5 display modes, 12/24hr selectable, display brightness control. Full info supplied.

SALE PRICE 99P



If you have found an original use for any of our surplus products, let us know - we will consider it for our monthly newsletter, 'The Greenweld Guardian'.

EVERYTHING ON THIS PAGE 2 FOR THE PRICE OF 1
(Except where prices are indicated by **SALE** flag)

Pay the price shown per item or pack - you'll receive double the quantity!


Code	Part No	Colour	Size	Not	Spec	Tu/D	£2	100+
Z2673	TLMP6301	Orange	SOT23	1	0.5mcd @ 10mA		15	0.06
Z2674	TLMP6311	Red	SOT23	1	1.6mcd @ 10mA		12	0.08
Z2675	TLMP6401	Yellow	SOT23	1	0.5mcd @ 10mA		15	0.06
Z2676	TLMP6411	Yellow	SOT23	1	1.6mcd @ 10mA		12	0.08
Z2677	TLMP6501	Green	SOT23	1	0.5mcd @ 10mA		15	0.06
Z2678	TF5021	Red/Gr	SOT23	1	0.5mcd @ 10mA		8	0.12
Z2679	TLMP6802	Red/Yel	SOT23	1	1.6mcd @ 10mA		6	0.16
Z2680	TLMP6803	Red/Or	SOT23	1	1.6mcd @ 10mA		6	0.16
Z2923	TF5012	He Red		4			20	0.05
Z3584		Yellow			Top hat		50	0.02
Z2135		Red	1.5mm		5V submin with built in resistor		6	0.16
Z2136		Green	1.5mm		5V submin with built in resistor		6	0.16
Z2691	TF5065	Red	1.8mm	2	2.8mcd @ 10mA		10	0.10
Z2692	TF5066	Red	1.8mm	2	2.8mcd @ 10mA		10	0.10
Z2693	TF5068	Green	1.8mm	2	2.8mcd @ 10mA		10	0.10
Z3574		Green	2mm		Top hat		50	0.02
Z2919	MV54123	Green	2x5mm	4	1.0mcd @ 20mA	ID	15	0.06
Z2926	TLMP5001	Red	2x5mm	4	Interlocking	ID	20	0.05
Z2927	TLMP6301	He Red	2x5mm	4	Interlocking	ID	15	0.06
Z2928	TLMP5501	Green	2x5mm	4	Interlocking	ID	15	0.06
Z2929	TLMP6801	Red/Green	2x5mm	4	Interlocking	ID	10	0.10
Z7201	EL103CD	Green	2mm	5			12	0.08
Z3706	L13EDT	Orange	2mm		Flat top		30	0.04
Z3707	L13GDT	Green	2mm		Flat top		30	0.04
Z3708	L21GD	Green	2mm		Dome top		30	0.04
Z2907	HLMP0401	Yellow	2.5x7mm	4	0.9mcd @ 10mA	ID	12	0.08
Z2908	HLMP0504	Green	2.5x7mm	4	0.9mcd @ 10mA	ID	12	0.08
Z2683	SL35091G	Orange	3mm	4	1.6 mcd @ 10mA	TU	16	0.06
Z3569		Yellow	3mm				40	0.04
Z3570		Green	3mm				40	0.04
Z7203	HLMP1719	Yellow	3mm				18	0.06
Z7205	TLMP1503	Green	3mm		Diffused		18	0.06
Z7206	LY3140LP	Yellow	3mm				18	0.06
Z7209	LS3380-GK	Pink	3mm		Wide angle Super bright		16	0.06
Z7210	LY3180-J	Yellow	3mm				18	0.06
Z7215	L1331L	Yellow	3mm				16	0.06
Z2860		Red	3mm		Diffused IR		20	0.05
Z3751	SL3GDH	Green	3mm		80mcd		25	0.05
Z3752	SL3YDH	Yellow	3mm		80mcd		25	0.05
Z2500		Green	3.8x1.75		5V submin with built in resistor		24	0.05
Z2501		Red	3.8x1.75		5V submin with built in resistor		24	0.05
Z3703	L144EDT	Orange	3.9x1.9				30	0.04
Z3704	L144YDT	Yellow	3.9x1.9				30	0.04
Z3705	L144GDT	Green	3.9x1.9				30	0.04
Z2511	HLMP6204	Red	4x1.8mm		Submin array type		6	0.16
Z3494		Green	4.9x2.3				50	0.02
Z2685	HLMP3950	Green	5mm	4	150mcd @ 20mA	TU	12	0.075
Z2686	TLMP7473	Yellow	5mm	4	150mcd @ 20mA	TU	12	0.075
Z2687	TLMP7513	Green	5mm	4	150mcd @ 20mA	TU	12	0.075
Z2689	LS1712L	Or/Gr	5mm	4	4mcd @ 20mA	MU	10	0.09
Z2690	XC5549R	Red	5mm	4	4mcd @ 10mA	TU	30	0.04
Z2694	TLMP5401*	Yellow	5x2mm	3.4	4mcd @ 20mA	TU	15	0.055
Z3567		Yellow	5mm				40	0.04
Z2914	HLMP3416	Yellow	5mm	4	20mcd @ 10mA	TU	12	0.08
Z2915	HLMP3517	Green	5mm	4	6.7mcd @ 10mA	TU	14	0.06
Z2917	HLMP3862	Yellow	5mm	4	8.0mcd @ 10mA	TD	14	0.06
Z2920	MV6051	Red	5mm	4	0.4mcd @ 20mA	UD	15	0.06
Z2921	MV64520	Green	5mm	4	1.2mcd @ 20mA	TU	12	0.08
Z2922	MV6752	He Red	5mm	4	1.7mcd @ 20mA	TU	20	0.05
Z2924	TF5031	He Red	5mm	4	6.3mcd @ 10mA	TD	25	0.05
Z2930	TLMP7003	UB Red	5mm	4	200 mcd @ 20mA	UU	10	0.10
Z2931	TLMP7005	UB Red	5mm	4	300 mcd @ 20mA	UU	8	0.12
Z1932		Red	5mm		Square with rounded corners		30	0.04
Z2091	LTL9223A	Red	5mm		Square		24	0.05
Z2095	HR44DL	Red	5mm		Square with rounded corners		24	0.05
Z2097	MV57123	Red	5x2mm		Rectangular		24	0.05
Z2182		Red	5mm				36	0.03
Z7217	HLMP4700	Red	5mm		Hi Eff		20	0.05
Z7218	TLMP7005	Red	5mm		Hi Int. Clear		20	0.05
Z7219	TLMP7313	Red	5mm		Hi Int. Hi Eff		16	0.06
Z7220	TLMP4945	Red	5mm		Hi Eff. CC Reg		12	0.08
Z7221	TLMP3300	Red	5mm		Hi Eff diff		20	0.05
Z7225	LR5360-G	Red	5mm				16	0.06
Z7226	LR5380-J	Red	5mm		Wide Angle		12	0.08
Z7229	LG5380-H	Green	5mm				16	0.06
Z7230	LR5460-FJ	Red	5mm				20	0.05
Z7231	LY5180-H	Red	5mm		Wide Angle Super		16	0.06
Z7232	LS5180-J	Red	5mm		Wide Angle Super		16	0.06
Z7233	LG5180-H	Green	5mm		Wide Angle		16	0.06
Z7235	LT1811	Red	5mm		Super bright		25	0.045
Z7242	LN81RCPH	Red	5mm		Hi Eff		20	0.05
Z7243	EL331LD	Red	5mm		Hi Eff		30	0.04
Z7245	LT5211-41	Red	5x2mm		Hi Eff		10	0.10
Z3709	L503GDT	Green	5x5mm		Flat top		30	0.04
Z3750	L53LGD	Green	5mm		Low 1.2mcd		25	0.05
Z7244	EL533YD	Yellow	5x2.4mm	6			16	0.06
Z3571		Red	6x1.2mm				34	0.04
Z3572		Yellow	6x1.2mm				29	0.04
Z3573		Green	6x1.2mm				29	0.04
Z1845	LMP301	Red	7x2.5mm		Rectangular		24	0.05
Z2098	SE651TD	Red	7x2.5mm		Rectangular		24	0.05
Z3753	SY24TAC	Yellow	9x2mm		Bar		30	0.04

LEDs


We've amalgamated all our single point LEDs into this table, in size order:

Notes

- General** See page 26 for assorted packs of LEDs
SOT23 is a surface mount package, size 2.9x1.1x1.4mm
These are axial
These have an interlocking moulding incorporated to enable accurate alignment when stacked
TU/DU = Tinted/Untinted/Diffused/Undiffused
(M=Milky)
Cylindrical
Tombstone
- 1.
 - 2.
 - 3.
 - 4.
 - 5.
 - 6.



We are always interested in buying surplus stock - end of line goods, bankrupt stock, clearance lines etc. Our customers have wide and varied interests, so we'll consider almost anything! Send lists, samples, details to The Managing Director, Greenweld Electronics Ltd, 27 Park Road, Southampton, S015 3UQ



X9018 Another IBM computer - an XT PC type 3270. This contains a motherboard with 640k RAM, 20M hard disk, MGA video card, 5 1/4" 360k floppy drive and a 130W PSU in a case 500x380x140mm. There's also a number of other cards fitted inc. a network PCB designed to link in to an IBM3270 mainframe computer. Believed working.


SALE PRICE £35

EVERYTHING ON THIS PAGE 2 FOR THE PRICE OF 1
(Except where prices are indicated by **SALE flag**)

Pay the price shown per item or pack - you'll receive double the quantity!

MISCELLANEOUS

Bulbs



Z1466 Z1929 Z1924 Z1923 Z3176

Z1466 GI lamp type 286-002, this is a 12V 1.2W wedge lamp 18mm long x 4.8mm dia. (DP 23p ea)
Our Price 12p; 25/£2.50; 100/£7.00; 500/£25.00

Z1929 T3/4 (10mm) wedge base 28V 60mA
Price 5/£1.00

Z1923 Slide (PO type) 220V **5/£1.00**

Z1924 Small Slide base 48V 25mA T5.5 **5/£1.00**

Z1926 Small Slide base 60V 20mA T5.5 **5/£1.00**

Z3176 6V 100mA T1.75 fitting lamp. **Pack of 20/£1.50**



Z1655 Xenon Flash Tubes; 56mm long x 3.5mm. No other data at present. **Price 2 for £1.00**

Indicators



Z712 Amber indicator 12V 80mA. 35mm long. Needs 8mm hole. **Price 25p**

Z4314 Indicator. 14V 40mA Opal. DP 97p
Our price 2/£1.00

A parcel of IMO Neon indicators and various other lamps offering the hobbyist a selection of top quality components at rock-bottom prices! Why are they so cheap? They're all for 110/120V! However, that's no problem because with every indicator we supply a suitable resistor for mains operation.



Type A Type C Type D

Type A - Panel mounting 33x15mm with 0.25" tags. Clip fix requires 25x12.5mm cut-out.

Z1899 Green 5 for £1.00; 100+ 0.10; 1k+ 0.06

Type C - Small round face 10mm dia. Clip fix requires 9mm dia hole.

Z1905 Red 5 for £1.00; 100+ 0.10; 1k+ 0.06

Type D - Large round face 13.5mm dia. Clip fix requires 12.5mm dia hole.

Z1912 White

Price (any mix) 5 for £1.00; 100+ 0.10; 1k+ 0.06



Type E Type F1 Type F2

Type E - Small square face 10.5mm dia. Clip fix requires 9.5mm dia hole.

Z1915 Amber

Z1912 White

Price (any mix) 5 for £1.00; 100+ 0.10; 1k+ 0.06

Type F1 - Large square face 13.5mm dia. Clip fix requires 12.5mm dia hole.

Z1918 Green

Price (any mix) 5 for £1.00; 100+ 0.10; 1k+ 0.06

Type F2 - Large square face 13.5mm dia. Clip fix requires 12.5mm dia hole. 1/4" tabs

Z2063 Green

Price (any mix) 5 for £1.00; 100+ 0.10; 1k+ 0.06




Z1921 Z2066

Type G - Small round face 7.5mm dia, threaded body, requires 6.5mm dia hole. 1/4" tabs

Z1921 Red 5 for £1.00; 100+ 0.10; 1k+ 0.06

Type H - Body dia 17.5mm - chrome bezel. Wire ends.

Z2066 Clear 5 for £1.00; 100+ 0.10; 1k+ 0.06



Z5839A Z5836A etc

Clip in mains indicators

Z5836A Amber, 0.25" tabs, needs 30x24mm cut out. 5 for £1.00

Z5837A Red ditto 5 for £1.00; 100+ 0.10

Z5838A Clear ditto, except 28x24mm cut out. 5 for £1.00

Z5839A As Z5836A only no lens. 10 for £1.00; 100+ 0.05

Lampholders



Z5960 Superb quality ES spotlight lampholder in mushroom by Erco that can be twisted to any angle, complete with universal bracket for screwing to wall or attaching to lighting bar. Ideal for shop or showroom. Max 60W. 63mm dia. **£4.95; 25+ 3.00**

SALE PRICE £3.95



Z1743 Z1499

Opto Slotted Switches

Z1743 TIL143 Opto slotted switch. These have cropped leads and some are ex-equip, but are all working. **Pack of 3/£1.00**

Z1499 Opto slotted switch on small (25x26mm) panel. Type P850 **85p**

Phototransistors


Infra Red phototransistors in TO18 hermetically sealed cases.

Code	Part No	ImA	mW	£2 pk	100+
			/°cm	qty	
Z2769	TDET803	4	5	10	10
Z2770	TDET804	7	5	10	10
Z1847	4 Phototransistors		SDP8405	with data.	

Price £1.00

Z2506 HCPL2630 dual optically coupled high speed logic gate. DP 5.24. **Our price £2.00**

PIR Sensor



Z2700 PIR sensor. Extremely neat basic sensor (no electronics) in plastic moulding 33x28x30mm. Supplied with circuits and lots of information. Has 10m range, 164° angle of view, 1mW power consumption.

£9.95

SALE PRICE £7.50


EVERYTHING ON THIS PAGE 2 FOR THE PRICE OF 1
(Except where prices are indicated by **SALE** flag)

Pay the price shown per item or pack - you'll receive double the quantity!

SWITCHES
SLIDE SWITCHES




Z3742 Heavy duty SP slide switch rated 2A 250V. Panel mounting, 30mm FC. **40p**
Z3531 Excellent quality SPCO slide switch, PCB mount. Body size 9.6x9.1x5.4mm. **Pack of 10 £2.00;** 100+ 0.12; 1000+ 0.08.
Z3027 DPCO, PCB right angle mounting slide switch. **10 for £1.00**



Z3865 4PCO right angle slide switch, PCB mounting. Body 21x10x10mm. **Pack of 4 £1.00;** 100+ 0.10

ROCKER SWITCHES



Z3861 Standard DPDT illuminated rocker, clip fix, rated 10A 250V. **Super Price! 3/£2;** 100+ 0.35
Z5840 Standard single pole on/off green illuminated rocker, clip fix. **3/£1;** 100+ 0.20
Z2493 Very large light action rocker switch, SPCO. Lever is 43mm square. Clip fix mounting. **£2.00**

ROTARY SWITCHES



Z4185


Z4185 Switch, high current, 11 terminal device, its 6 positions give a variety of connections. Data supplied. Standard 0.375" bush and 1/4" spindle. Rated 2A 250V, 3A, 125V or 10A 20V ac. **60p**

PUSH SWITCHES



Z5975

Z5975 Assembly with SP 4A 250V push-on, push-off switch and 5 x 2.5mm green LED. **3/£1.00**



Z2167 Z3528 Z1837 Z2498

Z2167 Keyboard switch, single pole clip in type with standard + stem for cap 13.6 x 12.9mm, 7.5mm pitch. DP 75p. **Our low price 6 for £1;** 100+ 0.10
Z3528 Illuminated push switch (no tops), size 18.5mm square by FR. SP reed 13mm long operated by magnet 8 x 3 x 1.5mm. Bi-pin T1 (1.27mm) 12V lamp is 3.7mm dia x 9mm long. **Pack of 5 £2.00;** 100+ 0.20
Z1837 Lightweight push button switch. Double pole momentary action. 15.8mm sq cut-out. Uses T13/4 wedge lamps. Supplied with our Z1466 12V 1.2W. Lens available in white, red, green, blue or yellow. Normally £10.28 complete. **Our low price £2.50.**
Z2498 Unimax high quality illuminated push switch, DP contacts. Needs 16mm dia fixing hole and takes wedge lamps. Available with green (**Z2498G**), orange (**Z2498R**), or black (**Z2498B**) bezel. **£1.00**



Z1689 Z5841

Z1689 Push on push off power switch rated 5A 250V. Mounting by 2 tapped holes on 20mm centres. No knob. **3 for £1.00.**
Z5841 Double pole illuminated push to make rated 10A 250V ac, clip fix. (no lamp fitted) **4/£1.00**

TOGGLE SWITCHES



Z3629 Wayco SPCO biased miniature toggle switch rated 3A 250V. Body size 13x9x8mm. Gold plated solder terminals. **3 for £2.50;** 100+ 0.50.

MICROSWITCHES



Z2488 Z2491 Z2492

Z2488 Standard 5A microswitch with roller lever on steel bracket with steel plunger. **£1.20**
Z2491 Single pole heavy duty push switch with screw terminals made by Burgess, type KB5-A2 **2 for £1.00;** 100+ 0.30
Z2492 The above switch mounted in a plastic box 49x54x18mm with plunger assembly. **£1.60**



Z3801 Z2499 Z2165

Z3801 Excellent microswitch - unusually this has 4 pins on 15 x 5mm centres for PCB mntg, with a 30mm lever. Rated 5A 250V ac, the body size is 18.5 x 10 x 6.5mm. Contacts: 1 pair make, 1 pair break. **4/£1.00;** 100+ 0.15; 1k+ 0.10.
Z2499 Neat limit switch with lever and microswitch action, 1 pair make and 1 pair break contacts. 18.5x10x7.8mm. Lever is 30mm long. **4 for £1.00;** 100+ 0.14; 1000+ 0.10.
Z2165 Omron miniature type SS rated 3A 250V. Single break contact operated by bent lever. **5/£1;** 100+ 0.12; 1k+ 0.08



Z2084 Z3868 Z2166

Z2084 Skeleton microswitches. SPCO, 5A rating. Two 3.5mm mounting holes on 10mm centres. They are designed to be mounted side by side - in theory the number is only limited by the length of bolts available! (each switch is 5mm thick). **Pack of 4 for £1.00**
Z3868 V4 type microswitch rated 3A 250V ac. List price 1.12. **Our price 2/£1.00;** 100+ 0.25
Z2166 Omron standard type VL631C. These are for signal switching, contact rating 0.1A 125V AC/30V DC. Single make contact. **6/£1;** 100+ 0.09; 1k+ 0.05



Z3862 Z2487

Z3862 2 SPCO microswitches riveted together with single lever. 6A 250V ac contacts. **£1.00**
Z2487 Honeywell heavy duty with brass screw terminals and brass threaded plunger. SPCO rated 15A 380V ac. **£1.50**

A couple of microswitches for use in high temperature applications.



Z5978 Z5979 Z5158

Z5978 Entirely sealed in metal case 50x18x17mm. Lever (65mm) operated. **3 high temp wires 350mm long. £1.50**
Z5979 Honeywell DPCO, metal body, panel mounting. Needs several kg of pressure to operate. The 6 Tersil GBX BBW-20 wires are 2m long. **£2.50**
Z5158 High current microswitch by Siemens, model 3 SE3 rated 10A 380V ac. Fully shrouded screw terminals (4); 1 pair make and 1 pair break terminals. Overall size 28x30x32. **Price £1.50**

EVERYTHING ON THIS PAGE 2 FOR THE PRICE OF 1
(Except where prices are indicated by **SALE flag**)

Pay the price shown per item or pack - you'll receive double the quantity!

DIL SWITCHES




Z2341

Z2341 Low cost 4 pole changeover DIP switch, 16 DIL. Use screwdriver to change position to 1, 2 or off. Amazing value! **Pack of 5 £1.00;** 100+ 0.10; 1k+ 0.07

JOYSTICK SWITCH



Z004 Skeleton Joystick, switch type. Good quality, made by AB. Brass spindle has 44mm long black plastic handle attached. Body has 4 mounting holes. These really are a fantastic bargain!! **Only £1.00**



Z8852D Keyboard. Superb brand new high quality keyboard with LCD displaying 1 line of 10 characters and a further line with various symbols. 100 keys inc separate numeric keypad. Chips on board are 2x74HC05, 80C48. LCD and driver chip are easily removed. **Amazing low price - only £10.00**

SALE PRICE £2.00

REED SWITCHES



Miniature reeds, ideal for model railway enthusiasts

W901 14mm long **SALE PRICE 20p;** 100+ 0.12
W902 27mm long **SALE PRICE 20p;** 100+ 0.12


SALE PRICE 20P

KEYBOARDS/KEYPADS



Z5440 2 keypads. These are packed in pairs - both have 12 keys, but the legends are different (a) 0-9, * and # and (b) MO LI MU B LO S F WU A and a couple of symbols. They have the graphite coated rubber membrane, but no PCB. **Only £1.50.**

Miniature Keypads



Z4116 24 way (8x3) membrane keypad. Large (200x90mm) area - these were originally used as a teaching aid. Overlay template and pinout supplied. **Now only £2.00.**



Z3735 40 way keypad by Texas Inst. with data. Membrane keys. Size 86x68mm. **£3.00**



Z8848 Keyboard by Cherry. Room for 104 keys, all normal keys (65) fitted. Chips on board: LS373x2; LS374; LM3086x2; LS138x3; LS08; 6805. Size 442x75mm. **Price £10.00**

SALE PRICE £2.00



Z8863 Keyboard. High quality unit made by Micro Switch, 69 pale grey and blue keys. 6 red 5mm LED's 15 various LS chips, and socketed D8048 by Intel. Output via 7 way plug and there's a 4 way edge connector too. Keyboard frame is 317x128mm. PCB on which its mounted is 285x170mm. **Price £10.00**

SALE PRICE £2.00



Z8922 Made by Devlin, this keyboard has 94 keys (18 without caps; 20 removable tops) and runs off a single 5V supply. Serial ASCII output + switch to emulate AT and XT keyboards. **£12.00 each**

SALE PRICE £2.00

DIGITAL SWITCHES



Z3863 Cherry 0-9, A-F (16 position). Hexadecimal coded output. List 8.35. **Our price £1.50**




Z9210 Spectrum Keyboard. Complete keyboard for the +3 model - keytops, membrane and cover. 2 flexible connectors. Spanish version. **£2.95**

SALE PRICE £1.00

EVERYTHING ON THIS PAGE 2 FOR THE PRICE OF 1
(Except where prices are indicated by **SALE flag**)

Pay the price shown per item or pack - you'll receive double the quantity!

KNOBS FOR Z2602etc PUSH SWITCHES:



Code	Colour	Qty	Size hxdxw
Z2623	Black	20,000	12.4x7.7x20
Z2624	Red	669	14x8x19.7
Z2625	Black	1,400	10.5x7.4x14.8
Z2626	Red	1,508	10.5x6.9x14.8
Z2627	Black	11,454	10.3x6.9x12
Z2628	Red	1,137	10.3x6.9x12

All the same price: 10 for £1.00; 100+ 0.06; 1k+ 0.04; 10k+ 0.03

CIRCUIT BREAKERS



Z5086 Z5191/2

Z5086 Klippon SAKR 240V 10A isolating switch 4mm. DP 1.17 each. Price - Box of 80 £5.00; 1k+ 0.03

Thermal circuit breakers. Voltage rating 32V dc. 250V ac. Right angle PCB mounting with manual of/reset button and aux contact. Size 20x6x10. DP 4.33


Z5191 2A rating £1.00; 100+ 0.40
Z5192 3A rating £1.00; 100+ 0.40



Z5157

Z2353 As above but rated 3A £8.00
Z5157 MCB single pole rated 16a 240/415V ac. Standard DIN rail fixing. Siemens model no SN1. Price £4.00

MICROSWITCH



Z5888

Cherry ultra sensitive microswitch type E53. 31x17.5x14mm. Hair spring lever 65mm long requires less than 1gm force to operate switch which is SPCO 0.1A 125V on 0.25" tabs. £2.00

SALE PRICE £1.00

Professional Digital Switches



Excellent quality digital switches in various sizes. Push button type by Hartmann Geratebrau in decimal, BCD and Hexadecimal (BCH). Available in 4 sizes - mostly black, few grey. (DP - distributor prices).

Code	Type	Output	Size HxWxL	DP	1+	10+	100+
Z2188	PICO-D-301-AK2	BCH	14x7.5x26	4.73	£1.00	0.60	0.40
Z2189	SMC-D-301-AK2	BCH	22x7.5x34	6.62	£1.00	0.60	0.40
Z2192	SMC-137-AK2	BCD	22x7.5x34	6.14	£1.00	0.60	0.40
Z2194	DPS9-301-AK2	BCH	30.5x7.5x41	6.00	£1.00	0.60	0.40
Z2195	DPS9-111-AK2	DEC	30.5x7.5x41	6.00	£1.00	0.60	0.40
Z2197	MICO-131-AL2	BCD	30.5x10x81	6.00	£1.00	0.60	0.40



L132G PIR FLOODLIGHT 150W

A 150W security floodlight with PIR sensor for detection of body heat providing positive protection against intruders. Lamp is mounted on a ball-joint for adjustable vertically and horizontally through 180°. R.R.P. £23.95

SALE PRICE £16.95

VOLTAGE TESTER

Y023BA Dual function screwdriver type circuit tester. Used as an inductance tester. It will detect buried live cables, breaks in cables etc. Touching a live part with the tip will indicate the voltage level on the LCD screen. AC or DC up to 250V max.



SALE PRICE £3.50

20+ £2.27

Subscribers are mailed monthly with details of our latest surplus offers - become one now!

REMEMBER! Light Pollution is annoying - site your floodlight with care. Information sheet supplied with all these products, or free on request (SAE please, if not ordering anything)



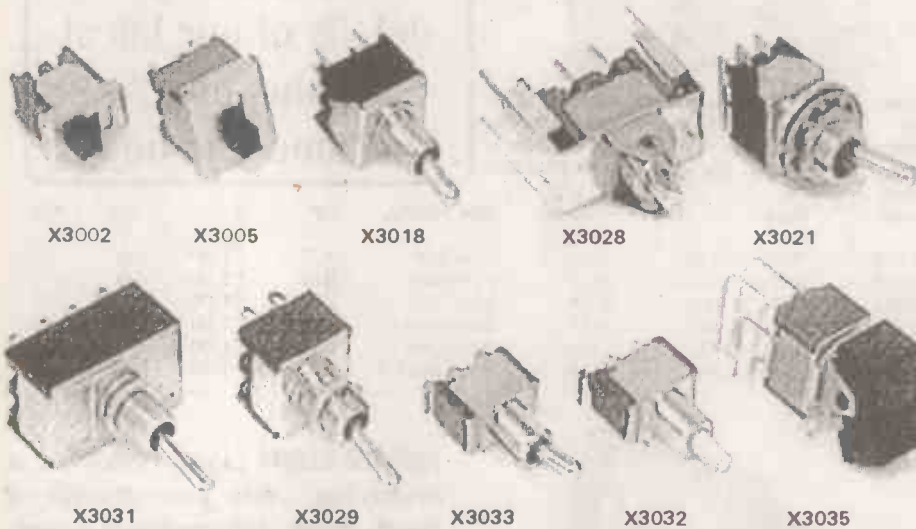
X6147 Versatile soft padded instrument case measuring 250x250x80mm, with expanding side pocket 175x80x90mm. Both have velcro fasteners. On one side are two apertures, one 15x15mm and the other 80x40mm covered by a leatherette flap. Strong carrying handle. Grey material with black edging. Stacks of uses - tool-bag, electrical/electronic equipment, sandwiches/drinks, knitting, cassettes (holds 36), CDs (14), school books..

SALE PRICE £2.95

EVERYTHING ON THIS PAGE 1/4 (25%) OFF!
(Except where prices are indicated by **SALE** flag)

Switches

A parcel of high quality switches for small signal applications, mostly gold plated, made by NDK Japan. Contacts rated 0.5VA except where otherwise stated.



Code	Part No	Type	Body	Cont acts	Pos	B u s h	Lever	Mou nt'g	Qty	Price
X3007	US2P-1	S	10x10x8	DPCO	NFN	0	Slide	V	100	3/£1
X3008	US2P-2	S	10x10x8	DPCO	NFN	0	Slide	H	100	3/£1
X3009	UT1D-1GE	T	8x8x6	SPCO	NN	0	Pear5	V	250	3/£1
X3010	UT1D-2GE	T	8x8x6	SPCO	NN	0	Pear5	H	500	3/£1
X3011	UT1D-2-6GE	T	8x7x6	SPCO	NFN	6	Pear9	H	200	5/£2
X3018	UT2N-1GE	T	10x8x8	DPCO	NN	0	Pear5	V	700	5/£2
X3019	UT2N-2GE	T	10x8x8	DPCO	NN	0	Pear5	HH	180	5/£2
X3023	UT2R-2-6GE	T	10x8x8	DPCO	NFB	6	Pear9	HH	100	5/£2
X3025	UT2S-2-6GE	T	10x8x8	DPCO	BNB	6	Pear9	H	100	5/£2
X3028	M-2013	P	13x10x8	SPCO	NFN		see*	V	300	6/£2
X3029	3207-T00-S00	T	13x13x10	DPCO	NFB	6	Pe'r11	ST**	50	£1
X3219	3208-T00-S00	T	13x13x10	DPCO	BN	6	Pe'r11	ST**	200	£1
X3030	6303-T00-S00	T	18x13x12	3PCO	NFN	6	Pe'r11	ST**	50	£1.50
X3032	8121	P	12x10x7	SPCO	BN	0	5x3di	H***	900	4/£1
X3033	7108	T	12x10x7	SPCO	BN	0	Pear5	H****	220	4/£1
X3034	7101	T	12x10x7	SPCO	NN	0	Pear5	H****	20	4/£1
X3035	U21	R	13x12x10	DPCO	NN	0	17x9	HV**	800	3/£1

*This switch needs a clip-on rocker. (now supplied) **Rated 3A 250V ac ***Rated 1A 120V ac ****Rated 2A 250V ac

Notes:

Pos: N=On, F=Off, B=Biased, i.e. NFN means 3 position, centre off; NB means 2 position, biased

Bush: 0=Unthreaded bush; 6=6mm dia threaded bush

Lever: Type followed by length

Mntg: Some switches have bushes but are also designed to be PC mntg. V=vertical mntg HV=horizontal mntg, vertical switching HH=horizontal mntg, horizontal switching

X902 An assorted selection of slide switches, X3001-8. Pack of 50 £7.95

X903 An assorted selection of miniature toggle switches, X3009-X3027. Pack of 50 £9.95

Yet another parcel of miniature switches - just five different types, but reasonable quantities. Made by Arrow, they are all rated 2A 250Vac

Code	Type	Size	Contacts	Pos	Mntg	Qty	Price	100+
X3070	A13HAO	13x10x7	SPCO	NB	PCBH	1150	3/£1.00	0.15
X3071	A12GVAO	13x10x7	SPCO	NN	PCBV	1000	3/£1.00	0.15
X3072	A14SAO	13x10x7	SPCO	Push	PCBV	900	3/£1.00	0.15
X3073	A24AO	13x10x12	DPCO	NFN	ST	3600	5/£2.00	0.20

SWITCHES

Lovely Switch Parcel by Arrow. Most intended for the automotive industry. All require same size cut out, 40x21mm. All have 0.25" tabs.



These 3 are all black, three position switches with 5 tabs:

X6059 Heater 3/£1.00 SALE 3/50P




X6062 Two position, 6 tabs with 12V lamp fitted for hazard light indicator. 2/£1.00 SALE 2/50P

X6063 Three position, 6 tabs. White body, black rocker. Rated 16A 250V ac. 2/£1.00 SALE 2/50P

X6064 Two position, 4 tabs with 250V amber lamp fitted. 2/£1.00 SALE 2/50P

X6065 Two position, 3 tabs with 12V amber lamp fitted. 2/£1.00 SALE 2/50P



X6066 Two position 6 tabs. Black body with red rocker. Rated 10A 250V ac 2/£1.00 SALE 2/50P


X6067 Amber indicator, 250V ac. 3/£1.00 SALE 3/50P

X6068 Red indicator, 250V ac 3/£1.00 SALE 3/50P



X3070

X3071




X3072

X3073

EVERYTHING ON THIS PAGE 1/4 (25%) OFF!
(Except where prices are indicated by SALE flag)

These are all Arrow-Hart sub min components



DIP SWITCHES



Code	Part No	Style	Pins	Switching	Qty	Price
X3036	SGT2	Slide	8DIL	2xDP ON/OFF	100	40p
X3037	SGT3	Slide	12DIL	3xDP ON/OFF	100	50p
X3038	SGT4	Slide	16DIL	4xDP ON/OFF	100	60p
X3039	B-2AGT	Slide	4DIL	2xSP ON/OFF	30	30p
X3041	BP4	Piano Key	8DIL	4xSP ON/OFF	100	40p
X3042	BP6	Piano Key	12DIL	6xSP ON/OFF	100	60p
X3043	BP10	Piano Key	20DIL	10 Off down	100	80p
X3044	BT10	Piano Key	20DIL	10 Off up	100	80p

SUPER SWITCH SENSATION!

K838 ALPS high quality push switches as used with mounting brackets. Enormous variety from DPCO to 10 pole changeover locking and non locking including PC mounting + solder tag, all on standard 4mm mounting. Different colours too. Big selection of buttons to fit them, round, square, oblong etc in red and black. **100 assorted switches + 100 assorted knobs £7.95.**
Pack of 1,000 switches + knobs £49.95
Pack of 10,000 switches - no knobs 300.00.



Switches and knobs in K838 available separately as follows:

Code	C'tact	Pins	L/ M	£2 pack	100+	1k+	Qty
Z2602	8PCO	PCB/ST	M	16	0.08	0.056	815
Z2603	6PCO	PCB/PCB	L	20	0.07	0.044	6k4
Z2604	6PCO	PCB/PCB	M	20	0.07	0.044	2k4
Z2605	6PCO	PCB/ST	L	20	0.07	0.044	9k4
Z2606	4PCO	LPCB/ST	M	25	0.05	0.034	4k4
Z2609	4PCO	PCB/ST	M	25	0.05	0.034	7k1
Z2611	4PCO	PCB/PCB	M	25	0.05	0.034	3k8
Z2612	2PCO	EPCB/ST	L	40	0.03	0.022	12k
Z2613	2PCO	EPCB/ST	M	40	0.03	0.022	4k2
Z2614	2PCO	LPCB/ST	L	40	0.03	0.022	5k9
Z2617	2PCO	PCB/ST	M	40	0.03	0.022	10k3

Code	Part No	Type	Contacts	Pos	Lever	MNTG	Qty	Price	100+
X3046	D12FS	T	SPCO	NN	Flat10	V	1120	3/£1	0.15
X3047	D12FH	T	SPCO	NN	Flat10	H	300	3/£1	0.15
X3048	D12PS	P	SPCO	NN	Paddle	V	1480	3/£1	0.15
X3049	D12RS	R	SPCO	NN	Rocker	V	1375	3/£1	0.15
X3050	D13FS	T	SPCO	NB	Flat10	V	590	3/£1	0.15
X3051	D13PS	P	SPCO	NB	Paddle	V	1900	3/£1	0.15
X3052	D14FS	T	SPCO	NFN	Flat10	V	740	3/£1	0.18
X3053	D14TH	T	SPCO	NFN	Pear6	H	590	3/£1	0.18
X3054	D14PS	P	SPCO	NFN	Paddle	V	1040	3/£1	0.18
X3055	D14EH	S	SPCO	NFN	Slide	H	900	4/£1	0.12
X3056	D22FS	T	DPCO	NN	Flat10	V	1750	5/£2	0.22
X3057	D22FH	T	DPCO	NN	Flat10	H	440	5/£2	0.22
X3058	D22TS	T	DPCO	NN	Pear6	V	4600	5/£2	0.22
X3059	D22TH	T	DPCO	NN	Pear6	H	268	5/£2	0.22
X3060	D22PS	P	DPCO	NN	Paddle	V	435	5/£2	0.22
X3061	D23FS	T	DPCO	NB	Flat10	V	1150	5/£2	0.22
X3062	D23FH	T	DPCO	NB	Flat10	H	350	5/£2	0.22
X3063	D23TS	T	DPCO	NB	Pear6	V	900	5/£2	0.22
X3065	D23RS	R	DPCO	NB	Rocker	V	1200	5/£2	0.22
X3066	D24FS	T	DPCO	NFN	Flat10	V	2050	4/£2	0.25
X3067	D24TH	T	DPCO	NFN	Pear6	H	300	4/£2	0.25
X3068	D24RS	R	DPCO	NFN	Rocker	V	450	4/£2	0.25

Notes: All switches in this table size: 10x5x8mm. All PC mntg and do not have a threaded bush.
Lever: Shape followed by length
Mntg: V=Vertical, H=Horizontal (parallel to PCB)

Codes used:

Contacts: number of changeover switches
Pins: (4mm pitch; contacts both sides as listed)
PCB CB mounting
LPCB stand of PCB mounting (8.5mm)
EPCB stand of PCB mounting (24mm)
ST solder tags
L/M: locking or momentary (non locking)
£2 packs: Qty of switches for £2
QTY: Total quantity in parcel.

Subscribers are mailed monthly with details of our latest surplus offers - become one now!

EVERYTHING ON THIS PAGE 2 FOR THE PRICE OF 1
(Except where prices are indicated by **SALE flag**)

Pay the price shown per item or pack - you'll receive double the quantity!

HARDWARE

HEATSINKS & WASHERS



Z3527 Clip on transistor heatsink for TO5 devices 11mm high x 18mm dia. **Pack of 40/£2.00;** 100+ 0.03; 1000+ 0.02

Z2590 Copper heatsink, formed into TO5 shape using 0.3mm thick copper sheet 17mm dia x 20mm. **Pack of 8 for £1.00**

Z2330 Heatsink - TO220 type 30°C/W 11x22x19. DP 53p. **Our Price 5 for £1.00;** 100+ 0.09; 1k+ 0.06

Z3843 Clip heatsink for plastic power devices 28x20x20mm with PCB fixing lugs. **2/£1.00**



Z1524 Heatsink 32x23x15mm. **Price 5/£1.00**

Z2636 Heatsink for single TO3 device, 7.1°C/W. Twisted vane type, 42x38x25mm. Like Farnell 170-077 - their price 50p. **Our Price 4 for £1.00;** 100+ 0.18



Z2069 Thin, heatsink (1.2mm) 57x57 formed to accept single TO3 device. **Price 5 for £1.00**
Z356 Heatsink 80x50mm for TO3. **Price 4/£1.00**



X3142 TO3/TO66 heatsink 46x46x19mm. **3 for £1.00**
Z6000 Black ally finned sink 32x41x33mm drilled for TO66/TO3. **3/£1.00;** 25+ 0.25; 100+ 0.18



Z5999 Bright ally finned sink 75x65x27mm drilled for 2xTO3 transistors, also 2 fixing holes. Bargain at **£1.00;** 25+ 0.70; 100+ 0.55

Mica washers:

Code	Size	Hole Dia	Pk of 100
Z3718	13 dia	3.5	£1.00
Z3719	16 dia	5.5	£1.00
Z3720	20 dia	3.8	£1.00
Z3721	22x13	3.8	£1.50
Z3722	18x14	3.0	£1.50
Z3723	24x18	3.0	£2.00
Z3724	38x25	3.0	£3.00
Z3725	25x23	3.0	£3.00
Z3726	TO66		£3.00
Z1379	TO3		£2.50

*Shaped for TOP3 devices.

LABELS & TAPES

Z5414 'CAUTION - static sensitive device' self-adhesive labels. Black print on yellow background, size 89x64mm. Come in sheets of 9. **5 sheets for £1.00.** Box of 2000 labels **£20.00**

Z23221 Antistatic adhesive labels. Sheet of 45 18x12mm. Black print on yellow background. **Price £1.00**

Z23222 As above, but includes wording 'CAUTION - static sensitive. Observe precautions.' Sheet of 21 45x13mm. **Price £1.00**

Z592 Z4282 Z4283

Z4282 High insulation adhesive tape, like brown translucent sellotape. 3m reel x 12mm wide. **Price 70p**

BACK IN STOCK!



Z5789 We've been very lucky to secure a further few hundred of this extremely popular and useful gear set - and at the same price, too! There are 7 items:

- (a) Steel 56.6mm dia 3.7mm thick with boss 13.4mm dia and 7.7mm thick. 5mm hole.
- (b) Two of these: steel, 31.5mm dia, 6mm thick with boss 13.4mm dia 9.4mm thick. 6mm hole.
- (c) & (d) Steel rack 86mm long and pinion with 9mm hole
- (e) & (f) Plastic bevel gears giving right angle drive. The larger is 36.4mm dia with steel boss 9mm dia and 5mm hole, and the smaller is 18.5mm dia with 2mm hole.

As can be seen from the pic, they can all be put together in a chain if required. **Complete set for:**

SALE PRICE £2.95

MISCELLANEOUS



Z5889 Vacuum cleaner extension brush. Probably fits most models - has a 34mm dia connector. Brush can be retracted. A snip at **£2.00**

Z343 Ceramic insulating beads. **Pack of 100/£1**
Z2438 White plastic oblong stand off (for 7 seg LED's) 19.5x10.2x12.2mm high. **Pack of 100/£2**



Z9185 Microwave oven door. Double skinned perspex with perforated metal screen. Large plastic handle. Size 365x220x25mm. Useful for the perspex sheet **£2.50**

KNOBS



Z3731 Small slider knob, silver/black. **Pack of 15 for £1.00**

Z3830 Slider 15x11x7mm black. **12/£1**

Z3828 Slider 26x16x9mm. Black with white line. **6/£1**

Z3829 Slider 26x16x9mm. White with black line. **6/£1**

Z3838 Push on black knob for 6.35mm spindle. 14mm high x 15mm dia. Use **Z3833** caps. **Price 10/£1**



Z3143 Small aluminium front and sides knob, push-on 18mm dia x 17mm high. **8p**

Z4198 Knobs - bargain price on black plastic control knobs with coloured tops, similar to K9. 19mm high x 20mm dia. Top available with indent in white, pale blue, beige mushroom, or green K9 + cap with line costs 30p; these are substantially cheaper, even in small quantities. Only sold with cap: 1-9 **20p each;** 10-24 **15p each;** 25-99 **12p each;** 100+ **10p each**

Z718 Knob. Black plastic with ally insert 27mm dia x 15mm high, for use with 4mm shaft with flat. (Fits inner of Z716.) Have you seen a cheaper knob than this? Sample free. **Price 20/£1.00;** 100/2.60; 1k/17.40; 10k/87.00.

Z3831 Push on black knob with silver insert for 6.35mm spindle. 27mm dia 10mm high. Bush extends by further 15mm. **10/£2**

EVERYTHING ON THIS PAGE 2 FOR THE PRICE OF 1
(Except where prices are indicated by **SALE flag**)

Pay the price shown per item or pack - you'll receive double the quantity!



Z3141 K8 Black plastic with aluminium insert size 25x12. 10p
Z3142
Z3238

Z3238 Suitable high quality matt black collett knob 22mm high x 15.5mm dia with cap, both with white line to fit above 4mm pot. **Pack of 6 for £2.00**



Z3834 **Z4054** **Z3165**

Z3834 Knob 17.2 high x 21.5 dia for 4mm spindle. **5/£2**

Z4054 High quality collett knob in matt black finish for 6.35mm (0.25") spindle. 36mm dia. Clip on black cap and pointer. **Price 40p; 10+ 0.26; 100+ 0.17**

Z3165 Flexible spindle coupler. 2x0.25" bushes with grub screws mounted on either side of a nylon spacer. Use to extend pot shafts or insulate from front panel. **Pack of 5 for £2.00**

Collett knob accessories by Sifam.

- Z3833** Caps for Z3832/8 (now sold out) black, red, blue or yellow (state 2nd/3rd choice). **16/£1**
- Z3835** Skirt numbered 1-12 **10/£1**
- Z3836** Skirt numbered 13-24 **10/£1**
- Z3837** Caps for above, black only **10/£1**

A selection of precision dials by Bentron for 10 and 15 turn pots. DP on these is up to £14 each



Code	No	Sp dia	Type	Price
Z3226	2006	3mm	A 15	£4.00
Z3227	2014	3.17	D 10	£7.00
Z3231	2005	3.17	A 15	£4.00


NUT, SCREWS, WASHERS & BOLTS

- Z1848** Terry Clips. Bright chrome finish by Lewis. Spring type 100/17, 27mm dia. **Pack of 10/£1**
- Z3026** Crimp rings M3.5, uninsulated for up to 6.5mm dia cable. Sample on request. **Pack of 100 for £2.00; 1000+ £15**
- Z5513** Cap clip - 61-66mm vertical mnt. **Pack of 5 for £2.00**
- Z5453** Diecast 'atly cable clamp for cables 12-18mm dia. With fixing nut. **£1.00**
- Z582** Stick on feet (3M bumpons) 10mm dia x 4mm thick. **Price Sheet of 56/£1.70; 10/12.20; 25/26.10; 100/87.00**
- Z3727** Pack of 25 nylon countersunk 4BA screws 6mm long. **30p**


- Z2372** 3/8"x1.25" set screws, hex head. **A pack of 6 for £1.00**
- Z2369** 1/4"x1.5" UNF hex head high tensile steel screws. **Pack of 25 for £1.50. Box of 200 £8.50**
- Z2370** 1/2"x1/2" as above. **Pack of 10 for £2.00 or a box of 50 for £8.00**
- Z2367** 5/8" UNC half nut. **Pack of 10/£1.00**
- Z2374** M16 Half nuts, steel. **Pack of 8 £1.00**
- Z2371** 5/16"x1" UNC hex head bolts. **A pack of 10 costs £1.00**
- Z4393** Ferrite tube 9.5mm long 4mm OD 2.6mm ID. **Pack of 25 for £1.00; 1k+ 0.015**

MISCELLANEOUS

- Z3580** Woodruff key 12.2x5.0x2.4mm. **Pack of 10 for £1.00**
- Electrolube Aerosols:
- Some black plastic conduit fittings that have been around for some time:
- Z5349** Bracket to hold 32mm OD pipework in place **5/£1.00**




Z5350 Compression T piece for 20mm OD pipe. **£1.50**



- Z2568** 1.5mm right angle bend DP 1.75. **£1.00**
- Z1417** Right angle plastic tube connector, dimensions as shown. **Price Pack of 12/50p**
- Z1416** Concentric pulley wheel 38mm dia with lever. Useful for operating switch. **Pack of 6/50p**

ENCLOSURES



Z635 Digital multimeter case DP2010, 110x80x20mm with cut outs for switches and terminals. **Aluminium fascia plate. 2 for £1.00**

- Z5142** Vacuum moulded case 225x175mm. Ideal for storing software/audio cassettes, etc. **3/£1.00; 100+ 0.22**

METAL BITS



- Z2334** Right angle steel bracket 38x22.5x10. Length drilled with 2x4.8mm holes; width drilled with 7mm dia hole. 2mm thick. **Pack of 10 £1.00; 100+ 0.06; 1k+ 0.045**
- Z2335** Stand off insulated terminal 24mm high with 3.5mm threaded insert. **Pack of 6 for £1.00**
- Z2336** Stand off insulated terminal 11mm high with 2.5mm threaded insert. **Pack of 10 for £1.00**
- Z3841** Odd profile ally strip 50mm long with 2 small tapped holes. **Handle? 10/£1**

SOUND EFFECTS CD'S

10% OFF LISTED PRICES

Absolutely essential for all drama groups & video producers - this set of 5 CD's will ensure the right effect is available! Full list of tracks on request.

EFX001 Frights of the Night - MID-NIGHT GONGS, GHOSTLY SOUNDS, CREAKING DOOR OPENS, DEMONIC LAUGHTER and many more.

EFX002 101 Sound Effects - CHILDREN PLAYING, CHILDREN LAUGHING, MEN CHEERING, ROLLER COASTER, FIRE-CRACKERS and many more.

EFX003 Outer Space - VARIOUS BATTLES, GUNS, CREATURE NOISES, SPACECRAFT TAKING OFF AND LANDING, DEADLY EXPLOSION and many more.

EFX004 Workshop of Sound - ANIMALS, WALKING, OFFICE EQUIPMENT, DIY EQUIPMENT, LAUGHTER, HOUSEHOLD, BOATS and many more.

EFX005 Musical - OPENS AND ENDS, STRINGS, TEXTURES, SOLO HORNS, TEMPOS, MOODS, BASS AND DRUMS, ELEC PIANO, BRIDGES and many more.

All 5 Disks at **£4.95** each - set of 5 for **£19.95**

EVERYTHING ON THIS PAGE 2 FOR THE PRICE OF 1
(Except where prices are indicated by **SALE** flag)

Pay item o v p r
dc r e c t i v e

SECURITY Alarm Boxes



Z5396 24V DC buzzer housed in a bright red surface mounting MK switch box 80x78x40mm with louvred front panel **£2.00**



Z5397 24V LES lamp with red bezel mounted in MK switch box 80x78x40mm with red fascia plate **£2.00**




Z5400 MK surface mounting box in red with 24V buzzer and lamp. Red fascia plate marked 'Fire Alarm'. **Only £3.50**



Z5564 Fire alarm control box. Steel case 170x145x80mm painted bright red and contains circuitry to wire to detectors. Front panel has 6 position key operated switch (2 supplied). LED indicator for Fire, Supply and Fault, under zone control and Fire and Fault LEDs for selectors. Needs special resistance wire to cable to sensors and 24V supply. The 2 PCBs contain some nice parts - lots of CMOS, 2 reed relays, a dozen or so transistors. Supplied with circuit diagram and other info. **Only £12.95**

Transducers Piezo




Z3795 27mm dia plain disk **10/£1**; 100+ 0.05
Z3796 35 mm dia plain disk with wires attached **6/£1.00**; 100+ 0.08
Z1429 50mm dia plain disk with protective edge and wires attached. Murata type VSB4 1D25-07AR FR 500-20000Hz; Z=1k2@ 1kHz Max input 200mW. Normally £2.33. **Our Price 75p**; 100+ 0.40



Z3797 PB2720 - our A363, normally 80p. **Our price 2/£1.00**; 100+ 0.25
Z2176 25mm dia x 7mm thick cased with 3 pins. Murata type PKM25-6AO. **4/£1.00**; 100+ 0.10
Z2180 16mm dia x 13.5mm high cased. Star QMB-112 (magnetic). **3/£1.00**; 100+0.20
K899 Pack of the above six types - 20 assorted **£3.95**

Also in the same parcel



Z3799 Murata MA41L 1S, believed to be 40kHz ultrasonic transducer 16mm dia x 12mm high **£1.00**; 100+ 0.60
Z3798 24V DC buzzer, same style as our A391. Catalogue price 80p. **3/£1.00**; 100+ 0.20

Panel Meters

All by SEW in various styles:
Z3845 VU meter 60x60mm. **£4.00**

Model MR65P 85x78mm
X6012 1A **£5.00**

Z3236 Edgewise panel meter scaled 0-15 watts. 6.4k coil, FSD 31.1µA(!). Fitted with green 12V 100mA lamp for illumination. Requires 35x12mm

PRESSURE GAUGES



Z5764



Z5765

Z5764 Scaled 0-60PSI in black and 0-4 bar in red, these have a chrome surround. Rear entry input via 10mm threaded connector. 53mm dia x 30mm deep. **£3.95**

Z5765 Scaled 0-60PSI and 0-4 bar in black. All plastic. 10mm threaded rear connector. 50mm dia x 33mm deep. **£2.95**

PORTABLE ALARM SYSTEM



Z9278 This is a great deal. These portable alarm systems are brand new and boxed, but have a design fault. Although they work OK in the test position, the sensor is erratic when in use. Key switch with three keys, high power piezo sounder. The PCB uses what seems to be a fairly standard detector. Works off PP3 battery. Size 167x110x70mm.




£4.95 **SALE PRICE £3.95**

SUPERB ALARM SYSTEM

Z5651 Consists of:

- A** Weatherproof metal case with a plasticised finish, 100x100x50mm.
- B** Alarm module (open & closed loop) with delay on PCB. Needs 12V supply that drives strobe and/or audible alarm via relay and charges PP3 back-up Nicad
- C** Highly visible red Xenon strobe light 75mm dia. Supplied with wiring diagram and circuit details.

£12.95



Parts available separately as follows:

- Z5653** Box 100x100x50mm **£2.50**
- Z5654** Box 80x80x50mm **£2.00**
- Z5655** Strobe light **£4.95**
- Z3102** Alarm module for Z5651 **£4.95**
- Z3103** Alarm module for Z5652 **£2.95**

Z5652 Similar smaller version consisting of:

- A**. Case as Z5651 but 80x80x50mm
 - B**. Alarm trigger module on 55x55mm PCB
 - C**. Strobe light as Z5651
- Supplied with wiring diagram and circuit details.

25% OFF LISTED PRICES

ONLY £9.95

GREAT VALUE COMPONENT PACKS AT EVEN GREATER SALE PRICES!

All our packs contain top quality brand new full spec components (unless otherwise stated) and represent incredible value for money! How do we do it? By purchasing bankrupt stocks and manufacturers' and distributors' surplus product. It's too costly to sort and catalogue all these parts, hence these outstanding packs at extraordinarily low prices - so stock up now!

Please note most packs are calculated by weight and the quantities quoted are approximate, but we do try to ensure contents are at least the number specified

WOUND PRODUCTS

K561 Coils and Chokes. Pot cores, IF cans open wound coils, chokes etc from a few μ F upwards in a wide variety of sizes and values. Price 50/£2.80 **SALE PRICE 50/£1.95**

K579 This pack contains 10 assorted battery powered motors (mostly 3V) + 90 gears etc 16-60mm dia + worms and shafts. Amazing value. Price £7.95 **SALE PRICE £6.95**

K866 225 Inductors - 25 each of the following values: 1, 2.2, 2.7, 5.6, 10, 100 270 and 330 μ H Price £14.95 **SALE PRICE £9.95**

K835 New transformer pack. All mains primary, secondary range from 6-35V, 0.5 to 3A Price - Pack of 12 for £10.00 **SALE PRICE 12/£6.95**

OPTO

K701 110V indicators. This pack of neon indicators comprises round and square panel mounting types in red, green, amber and clear, supplied with resistors for mains operation. Price - Pack of 20 for £2.50. **SALE PRICE 20/£1.50**

K801 Seven segment LED pack. Big variety of sizes in this pack. Includes red and green also overflow/polarity displays, single/double digit also 7/8/9 digit magnified displays. Sizes from 0.11" to 0.8". **£3.95 SALE PRICE 20/£1.95**

K846 Opto Darlington. Mixed Pack. Price - 25 for £3.95 **SALE PRICE 25/£1.95**

K524 Opto pack. A variety of single point and 7 segment LED's (incl dual types) of various colours and sizes, opto isolators, numicators, multi digit gas discharge, displays, photo transistors, infra-red emitters and receivers. Price - 25 asstd £4.50 **SALE PRICE £2.25**

K806 LED pack contains only red LED's - round, square, rectangular etc from 3mm to 7x2.5mm. 100/£5.00 **SALE PRICE 100/£3.00**

K848 LED Integrated Displays. A pack of 10 different, selected from Z2888 to Z2901. (details elsewhere in this brochure). With data Price £5.00 **SALE PRICE £2.50**

K539 LED pack. Not only round but many shaped LED's in this pack in red, yellow, green, orange and clear. Fantastic mix. 100/£6.50 **SALE PRICE 100/£3.95**

K873 Shaped LED's. Amongst Bi-Pak's stock were a number of shaped LED's - square, rectangular, cylindrical, oblong in red, green and yellow, from 3-5mm. Excellent selection. Price - Pack of 100 for £8.95 **SALE PRICE 100/£5.95**

SEMICONDUCTORS

K547 Zener diodes. Glass and plastic 250mW to 5W ranging from 3V to 180V. All readily identifiable with list supplied. 100 for £4.95 **SALE PRICE 100/£2.50**

K710 SCR's & TRIACS. Big mixture - could include all types from TO92 plastic up to D05 stud mounting with a chance of everything in between. 25V to 1000V, 100mA to tens of amps. Marvellous value. 25 for £5.95 **SALE PRICE 25/£3.95**

K517 Transistor pack. 100 assorted full spec marked plastic devices PNP, NPN RF, AF. Type numbers include BC114, 117, 172, 182, 183, 198, 239, 251, 214, 255, 320, BF198, 55, 394, 2N3904 etc, etc. Retail cost £16.00+ Price £5.95 **SALE PRICE £3.95**

K711 74 Logic Pack. All brand new full spec devices from basic gates to complex logic. May include 54 and 64 types as well as 74 in L, LS, S ALS, H, HC, HCT, etc. Pack of 100 for £6.50 **SALE PRICE 100/£3.95**

K708 Voltage Regulators. This is an excellent pack, made up from a huge variety of +ve and -ve fixed and variable regulators from 1.2V to 37V, 100mA to 5A plastic and metal. 25 for £6.95 **SALE PRICE 25/£4.95**

K709 Bridge Rectifiers. Another superb value pack - could include anything from half amp to 35A, 25V to 1000V plastic and metal. 20 for £6.95 **SALE PRICE 20/£4.95**

K858 Lumpy SCR pack. A selection of stud mntg/TO66 thyristors to include devices up to 20A and 800V 20/£6.95 **SALE PRICE 20/£4.95**

K868 Pack of 200 transistors 25 each of these types: 2SA933S, 937M, 950, 952(C)T; 2SC1740S, 1906, 2058S and 3331. Supplied with data sheet. Price - £6.95 **SALE PRICE £3.95**

K575 Plastic power pack. Mainly TO126 and TO22 transistors, SCR's Triacs etc. All new full spec marked devices offering fantastic value. Lots of TIP and BD types. 50 for £7.95 **SALE PRICE 50/£4.95**

K872 Plastic power transistors - about 30 different types, mostly TO220 with some TO126 and TO202 etc. Types included TIP30A/B/C, TIP110, 111, 120, BD132, 175, 185, 235/6, 240/C, 508, 677, BDW93/94, MJ
E340, 371, 521, 2N5285, 5294, 6121, 6289, 6388, 2SC2068 etc. 50/£7.95 **SALE PRICE 50/£4.95**

K871 TO18 metal can transistors, around 25 different types including 2N708, 718, 720, 726, 914, 929, 964, 2185, 2220, 2221, 2368, 2906/A, 2907A, 4212, BC178, 186, BCY72, BF181, BSX19, BSY95A. 100 for £9.95 **SALE PRICE 100/£6.95**

SURFACE MOUNT

KS104 Capacitors - over 20 different values from 1pF to 470nF. Pack of 100 for £4.00 **SALE PRICE 100/£3.00**

KS106 Surface mount LED's. This really is an excellent pack, containing a great selection of red, green, yellow and orange LED's including some dual types (red/green and red/yellow) mostly SOT23 package. Ideal for -scale model enthusiasts. 100 for £8.95 **SALE PRICE 100/£5.95**

KS108 Excellent mix of IC's - all sorts here, from 8 pin to 40 pin, linear and logic - around 50 different. Lots of HC and HCT + some we don't recognise. Pack of 100/£5.95 **SALE PRICE 100/£3.95**

HARDWARE

K909 Largish quantity of small metric screws, some self tappers. They are all plated steel and range from M2 to M4, lengths 5 to 12mm. Over half have washers fitted. About 30 different types. Pack of 1000 **£3.00**

K910 HARDWARE PACK The contents of this pack originate from a company that dismantles electronic products to resell or scrap. Mostly metric screws, nuts, washers etc with a fair sprinkling of miscellaneous brackets and other odds and ends. Sold by weight - **1Kg Pack for £3.00**

K535 Spring Pack. Approx 100 assorted compression, extension and torsion springs up to 22mm in diameter and 30mm long. Price £1.70 **SALE PRICE £1.00**

K832 M12 Bolts. Mostly high tensile hex head. Lengths from 40-15mm. Pack of 10 for £2.40 **SALE PRICE 10/£1.50**

K564 PCB stand offs. A mixture of 8 different styles and sizes from 4.5 to 12.7mm high. 100 £2.95 **SALE PRICE £1.50**

K595 Big mix of screws - very few BA, mostly metric BSF, Whitworth, DZU etc. Tremendous variety of heads - cheese, cs, pan, hex, allen, round etc. As for size, well we've seen some as small as 3mm and a few as long as 80mm. There's even some 12.5mm dia in this pack. you'll probably also find a few odd clips, washers, nuts etc too. 500g Pack £2.70 **SALE PRICE £2.00**

K717 Keyboard caps - a wide variety of sizes and colours from 17x16mm to 25x25mm. Some long ones too. Most have words - some numbers. Pack of 100 assorted **£3.50 SALE PRICE 100/£1.95**

K843 Heatshrink sleeving. This normally expensive sleeving offered at a fraction of normal trade prices. A pack of 10m, black and clear with at least 5 different sizes from 3.5 to 42mm dia for just **£3.95 SALE PRICE £2.95**

K909 PTFE sleeving in 1mm only - 3 colours. 60m assorted **£8.00 SALE PRICE £4.95**

K820 Large bolts and set screws. Could weigh as much as 150g each (up to 16mm dia x 90mm long). Practically all are steel. Many different heads. Parcel weighing 5kg **£10.00 SALE PRICE £6.95**

K527 Hardware Pack. This has a large variety of PK (caps) and self tapper screws from 2x1.5" up to 8x1.25 also washers some BA metric and whit. Screws plus other miscellaneous brackets, captive nuts and bits and pieces 1kg (up to 1000 pieces). 1kg for **£4.00 SALE PRICE £2.95**

K875 Drive belts. Pack containing 25 different belts. Total RRP - £49.70! Price **£6.95 SALE PRICE £4.95**

CONNECTORS & LEADS

K880 Patch lead 500mm long - 10 different colours terminated with gold plated 1.5mm plugs both ends. **£2.50 SALE PRICE £1.95**

K837 Lead pack. Assortment of signal and power leads terminated with a variety of plugs and sockets. 25 for **£3.95 SALE PRICE 25/£2.50**

K562 Edge connectors. Mostly 0.1 pitch, some 0.15, 0.156 and 0.2 as well. Single/double sided, tinned/gold plated, solder/wirewrap/PC connections. Pack of 20/**£3.95 SALE PRICE 20/£2.95**

K803 PCB IDC connectors pack. With/without ear, straight and right angle from 10 to 64 way. Price - Pack of 20/**£5.50 SALE PRICE 20/£3.95**

K705 PCB Headers. SIL & DIL PC mounting header plugs straight and right angle mostly 0.1" pitch in a variety of ways from 3 to 30. Price - Pack of 100/**£6.00 SALE PRICE 100/£3.00**

K802 Pack of DIN41612 connectors. These popular PCB connectors come as 32/64/96 way. Both plugs and sockets, some with pins missing normally consisting £1-£3 each. Pack of 25 **£8.00 SALE PRICE 25/£4.95**

K836 DIL Socket pack. A super selection of DIL IC sockets from 8 to 64 way, low profile and standard mntg, turned pin tinned, gold plated, wirewrap and solder terminals. 100 for **£14.95 SALE PRICE 100/£9.95**

K887 Header pack - double row PCB gold plated headers by Harwin in everything from 6 to 50 way, easily broken down if required. Pack of 1000 pins **£9.95 SALE PRICE 1000/£7.50**

RESISTORS

K505 Assorted Potentiometers. All types including single, ganged, rotary and slider. 20 for **£2.30 SALE PRICE 20/£1.25**

K531 Precision Resistor Pack. High quality close tolerance R's with an extremely varied selection mostly 1/4W and 1/2W, tolerances from 0.1% to 2% - ideal for meters, test gear etc. Price 250/**£3.00 SALE PRICE 250/£1.50**

K503 Wirewound Resistors. From 1W to 12W in vitreous enamel, ceramic and cement coated with a good range of values. Price 100 for **£3.50 SALE PRICE 100/£1.95**

K572 Resistor networks. Both SIL and DIL in here, from 6 to 16 pin. Enormous range nearly every value you can think of! Plenty of popular values, too. Pack of 100 for **£4.50 SALE PRICE 100/£1.00**

K525 Preset pack. Big, big variety of types and sizes - sub-min, min and std, MP, slider, multiturm and cermets are all included. Wide range of values from 20R to 5M. 100 assorted. Price **£6.75 SALE PRICE 100/£3.95**

K867 200 of the highest quality plastic film presets, 25 each of the following values: 10k and 100k 0.1W, 1k, 5k, 10k, 20k, 100k and 200k 0.2W 200 for **£13.95 SALE PRICE 200/£7.50**

MISCELLANEOUS

K574 Wire link pack. A wide range of sizes from 3mm to 50mm for use with Breadboards or PCBs. Some are bare, a few are not preformed. Pack of 250 **£1.00 SALE PRICE 2 PACKS £1.00**

K713 Fuse holders. Panel and chassis mounting from basic clip to high current enclosed types for 15, 20 and 32mm fuses. Pack of 50 for **£4.00 SALE PRICE 50/£2.95**

K712 Crystals. mostly HC60 and HC18U in a wide variety of frequencies from a few hundred kilohertz to many megahertz and the odd crystal oscillator module or two. 20 for **£4.95 SALE PRICE 20/£3.50**

K541 Printed Circuit boards. A wide variety of high quality printed circuit boards including audio, RF digital etc all covered in components - resistors, capacitors, transistors, IC's LED's switches etc.. A big pack of 2kg. Price **£7.00 SALE PRICE £5.00**

SWITCHES AND RELAYS

K907 Assorted miniature toggle switch identifiers. These plastic lever covers come in 2 sizes - 2.5 and 7mm long, and 8 colours. Pack of 100 mixed **£2.00**

K520 Switch pack 20 different assorted switches - rocker, slide, push, rotary, toggle, micro etc. Amazing value. Price **£2.50 SALE PRICE £1.50**

K542 Reed Relays. Mostly DIL single pole and double pole also some changeover, these are manufacturers rejects, but a good proportion work. 5V to 50V coils. 50 assorted. Price **£3.30 SALE PRICE 50/£1.65**

K715 DIP Switch pack. Tremendous selection of DIP switches everything from 2-9 way at an astonishingly low price. Pack of 20 for **£3.25 SALE PRICE 20/£1.95**

K532 Relay pack. We've now built up enough surplus relays to offer this popular pack once more. Could contain anything from 2V to 250V coils, SP to 6 pole contacts switching up to 10A. 20 for **£6.95 SALE PRICE £3.00**

K904 An assorted selection of miniature toggle, paddle and rocker switches types X3045-X3068. (see elsewhere in this brochure for details) May also include similar types we have in quantities too small to be listed. Pack of 50 **£9.95 SALE PRICE 50/£8.95**

CAPACITORS

K518 Disc Ceramic Caps. Big variety of values and voltages from a few pF to 2.2µF; 3V to 3kV. 200/**£2.00 SALE PRICE 200/£1.50**

K546 Polystyrene/Mica/Ceramic Caps. Lots of useful small value caps up to about 0.01µF in voltages up to 8kV. Good variety. 100/**£2.75 SALE PRICE 100/£1.95**

K849 Axial Polyesters. Mixed Pack. 100/**£2.95 SALE PRICE 100/£1.95**

K530 Assorted Polyester Caps. All new modern components radial and axial leads. All values from 0.01 to 1µF at voltages from 63 to 1000V! Super value at 100/**£3.00 SALE PRICE 100/£1.50**

K548 Tant bead capacitors. About a dozen different types from 0.1µF to the rather pricey 100µF, voltage from 6-50V. 50/**£3.00 SALE PRICE 50/£1.95**

K869 Axial ceramic capacitors. Have been around for a long time. Nice quality bandoliered, size 6x2.5mm. Offered in packs of 600 - 100 each of the following values: 5.6, 12, 15, 22, 27 & 33pF. Price **£3.50 SALE PRICE £2.95**

K582 Polystyrene Caps. An amazing range of values from a few pF to 0.01. Tolerances 2-20%. Voltages to 500V. Pack of 200/**£4.00 SALE PRICE 200/£1.95**

K528 Electrolytic Pack. Axial and radial some ready cropped for PCB mounting. This pack offers excellent value for money. Good range of values and voltages from 0.47µF to 1000µF, 6V to 100V. 100/**£4.50 SALE PRICE 100/£2.25**

K544 Mullard polyester caps - cosmetic imperfections, electrically OK. Wide range of values from 0.01 to 0.47µF in 100, 250 400V working. 200/**£4.75 SALE PRICE 200/£1.95**

K874 Solid Tantalum capacitors. A mixture of around a dozen types from Plessey and ITT of axial leaded metal cased caps, from 1µF to 100µF in voltages from 15 to 50V. 50/**£5.95 SALE PRICE 50/£4.95**

K906 200 sub min electrolytics, mostly 6.8x3.6mm. 7 values from 0.1 to 10µF, 6-50V **£5.00 SALE PRICE £3.95**

K864 280 electrolytics, 10 each in a range of values from 0.1 to 1000µF, 6.3-50V (details on page Z14 of BL102 - copy on request) **£7.95 SALE PRICE £6.95**

£17.50 PARCELS

(Originally £25 Parcels)

K911 Massive panel parcel - mostly PCBs from audio & video equipment. Huge variety, amazing value. **10kg for £17.50**

K912 Power Supply Parcel. Only switch mode types, though. Some new, some working ex-equipment. Anything up to 300V, these are types we have too few of to list. Yours for just 2p per watt - yes 1000 watts total. Probably between **10 and 20 units for £17.50**

K913 Fans. Similar story to the above - a mixture of all sizes and types, 12, 24, 48, 110 and 240V, ac and dc in all sizes but mostly 60, 80 and 120mm. **20 for £17.50**

EVERYTHING ON THIS PAGE 2 FOR THE PRICE OF 1
(Except where prices are indicated by **SALE** flag)

Pay the price shown per item or pack - you'll receive double the quantity!

PCB's

Z5618 Panel 110x92mm with 16 E-line T's These have 3 or 4 2N3904/BC183 transistors, R's, C's etc. Pack of 3 for £2.00



Z5621 Panel used in light gun - size 50x20mm. These have 3 or 4 2N3904/BC183 transistors, R's, C's etc - its a small amp for the IR LED fitted to some of the PCB's. Pack of 20 panels for £2

A parcel of Spectrum programmable joystick interfaces by Fox Electronics Ltd - in various states of repair. Some are complete and cased, others are uncased. Most are believed to be returns, so no guarantee that they work, but there are some useful bits on the board.



Z5575 Complete PCB - no case. These look new. £1.75
Z5576 Complete PCB - no case with fault label attached. £1.25
Z5577 PCB with battery missing. £1.00
Z5579 Blank PCB 5 for £1.00



X6020 OK, OK, so we know it's not much use, but there must be somebody who needs a panel like this: 365x57mm with these edge connectors - 7x13 way (pin 6 missing), 1x17 way (pin 3 missing), 1x15 way (pin 2 missing). All double sided 0.1" pitch gold plated. Yours for £1.00



Z4298 Panel 95x57mm with 18 way D/S 0.156" edge connections plus 50 way IDC plug. Also 8 way DIL switch. Price £1.00
Z4297 Panel 95x57mm with 2x18 way D/S 0.156" edge connectors plus 34 way IDC plug. Price £1.00
Z4318 Ex BT tone divider PCB. Panel 84x69mm has on it 2559 tone divider chip, 3.579545 Xtal, 7 small signal transistors, tants, R's C's etc. Produces required tones for telephone system. Price £1.00 100+ 0.30

Microprocessor Panels



Z5843 Dartboard rotation assembly - 100x100mm PCB has 4 opto slotted switches + PCF8574P I/O expander chip. £1.50
Z5842 The scoring PCB - 3 x 20mm 7 seg LED's, 8x5mm LED's couple of ZTX450 and SAA1064. £1.95



Z4286 Partially assembled panel for Liberator Contains 20 LS chips D70008C; HN61364; TC5517BPL-20. None of these are soldered in. Price £5.00



Z5844 Main PCB 350x203mm. Lots of useful bits - complete power supply (less transformer) using L4960 1-40V 2.5A reg, 79M15 and 78M12, all on heatsinks; 3.6V 100mAh back up battery; 68008P8 microprocessor chip, 2x68230P8 and 68681 support chips, 6264 RAM; + another 2 dozen assorted chips in ZN429, ZN448, TL071, TL074. First 40 orders will also get 27C512 EPROM tool. Great value at just £9.95

Motor Panels



Z653 Control PCB, 140x115mm with 2x4013, 4020, 4011, 4081, 4071, 8211, LM3909, 2AF 02.003TIP130, 5x2N3906, switch, C's R's, LED etc. £1.50

Z5823B Tuner panel from cable TV unit Although the power supply components have been removed, there are a few useful bits on the 190x132mm PCB: IR receiver, TDA5390, 4093 8 x BC184/214, min switches, presets, etc, plus of course the tuner unit with coax output skt to TV which uses the TSA5511 1.3GHz PLL freq synth chip. (TSA5511 - Pin out + block diagram + brief data supplied - Full set of data 50p extra). Only £1.00



Z5264 Handy black plastic panel 102x22mm with 5 pin 180° DIN skt, 2 phono skts and a single wire aerial/earth socket. Pack of 10 for £1.00; 100+ 0.05; 1k+ 0.035
Z5263 Panel 80x60mm with FPT100A phototransistor, LM324 quad op amp, 24V SPCO heavy duty relay, BC546 diodes, R's and C's. Smashing little board. Only £1.00
Z3048 Tuning panel from a TV consisting of 8x100k multiturn pots with knurled wheel adjustment in a 81x21x13mm PC mntg module. 3 for £2; 100+ 0.25

Z914 Audio amp panel 95x65mm with TBA820 chip. Gives 1W output with 9V supply. Switch and volume control. Just connect battery and speaker. Full details supplied. Prices Only £1.50; 25+ 0.80; 100+ 0.60



Z5735 Panel from VCR component parcel. The PCB 130x120 is entirely enclosed in a screened case, and is stuffed full of small modern components, in surface mount chips - M65114, A19211, 9508, A11544, 3006Sx2, HA11535x2, 74HC04, and some SIL chips, too - MSM4C500L and BA7604Nx2. No idea what any of them are for. Presumably the whole is a module for a VCR. £3.00



Z5649 Audio Board 195x200mm. Apart from a complete stereo amp using 2xTDA1908A 8 watt chips, there's an awful lot of additional (unknown) circuitry on board. Bank of 7 push switches. Other chips include M104B1, LM1036N, TDA3810. All this for £3.20

Power



Z3740 80x45 PSU panel with BD138, 7805, 555, LM358, WO2, trimpots, switch etc. £1.00
Z3741 82x75 with 4093, 4521, 9400, 1015, LM358, 5xT092 T's, 2xT0126 T's, 2 trimpots, tants etc. £1.00



Z5210 Power supply panel - PCB 150x65mm that has been partially assembled but not soldered. Contains 79M05, 741, BDX339, FRC730, 4x1N4001, 10,000 µF 10V cap + R's, C's etc. (No transformer). Only £1.00



Z5783 Ringer Generator Panel. The best thing about this PCB is the power transistors - TIP35C & TIP36C (25A 90W 100V - over £5 a pair!) on heatsinks. Also on the main board 220x195mm are 4x100µF 63V caps, 'continental' relay, LM358, LM339, around 20 plastic transistors, R's, C's etc + a DIN 41612 connector and 9x10 way DIL header plugs. A sub panel 132x35mm contains 8x 74HC chips + an SGS 28640(/) 68 pin PLCC chip. £4.95

EVERYTHING ON THIS PAGE 2 FOR THE PRICE OF 1
(Except where prices are indicated by **SALE flag**)



Z9205 Backplane, Massive PCB 480x250mm with gold plated wirewrap edge connectors, each 50 way double sided 0.125" pitch. Worth a fortune. Our price **£10**.



Z5619 Panel 93x47mm with TD62083; HC14; HC165; HC4094; **10 for £2.00**

Miscellaneous



Z492 M Module 11 pin in model in 80x50x50mm case PCB within contains 5xBC184L + T05 transistor, R's, C's etc. Useful housing for small projects. **£1.00**
Z493 D Module. As above but PCB has 3xBC184L, BD124, R's C's etc. **£1.00**

Z4296 Metal chassis 310x230x25mm with 9x50 way double sided 0.1 edge connectors + 9xLM309k steel 5V 1.2A/T03 voltage regulators on small heatsinks. **Price £10.00**



Z5092 8xHM3-6514-9 (11x47) RAM plus few other chips. **Price £1.00**
Z5100 16xHM6167LP-8 + few other odd bits **£2.00**
Z5102 Same as Z5091 but with EPROM chips removed. **50p**
Z5262 This one has 8x2764 in sockets + 10 74LS chips. **Only £4.00**



Z1699 Mini inverter - this handy PCB 31x23mm uses a 2 transistor circuit to provide a 60V peak ac supply (20V dc @ 1mA) from a 3-7V dc input. Can be used to drive Z1637 LCD or for powering vacuum displays. Originally used in Newbrain computer. **Price 3/£1.00**



Z4133 Corgi telecontrol. Neat 2 part black plastic case 100x60x25mm with 3 red control switches, 2W, 3W and 8W believed to come from a low cost game. 1m long 5 core lead attached. **60p**

COMMUNICATIONS

TELEPHONE

Z2640 IDC telecomm/computer 8 way line plug normally selling for around 60p. Our special low price **4 for £1.00**; 100+ **£0.15**; 1k+ **0.09**.



Z2563 PC mntg 6 way telephone line jack socket 605A. DP 0.90. **2 for £1.00**
Z2445 Data connector - like BT socket- 6 way PCB mounting for right hand plug. **2 for £1.00**; 100+ **0.30**
Z2058 6 way telecom type socket, PC mounting (as used with some computers). **Pack of 3 for £1.00**
Z3732 Old type BT plug, 5 way. **£2.50**
Z2725 64 way Amp PC mntg plug. **Only £2.00**

COMPUTER



Centronics/IEEE488 style
Most of these available in matching pairs at a fraction of normal cost. All are IDC except -
Z3604 24 way plug **£1.00**
Z2004 24 way socket **£1.00**
X3238 24 way socket* **£1.00**
Z3605 36 way plug **£1.50**
Z3606 36 way socket **£1.50**
Z3607 50 way plug **£2.00**
Z3608 50 way socket **£2.00**
Z3609 64 way plug **£2.50**
Z3610 64 way socket **£2.50**
Z350 Amp 50 way panel mntg skt, IEEE488 type **£1.00**

CONNECTORS



Z1768 13 pin base for CRTs, numicators etc **4/£1**
Z5327 3 pin high current socket by Amphenol type 91-PC31 **£1.00**
Z5326 ITT multipole military connector. Uses 48 small pins and 8 larger, all gold plated, that need to be inserted. Tools included. **£4.00**



X3236 2 pin DIN speaker skt, PC mntg **12/£1.00**
Z3785 XLR mains connector. L & N are sleeved skts. the earth pin is male. **£1.50**
Z3037 50 way IDC D plug, gold plated, with cable strain relief. **£2.00**



Z1476 Selectro 75R conhex RF connector GP **£1**
Z1477 Selectro 50R SRM RF connector **50p**
Z4070 3 way AMP 0.156" (4mm) skt. **20/£1.00**

MISCELLANEOUS



Z1402 11 pin relay socket, solder pins. Normally 58p. **Prices 10/£3.00**; 100/17.40; 1000/130.50
Z1555 CRT socket 10 way moulded green plastic. **Price 4/£1.00**

Drive Belts

An awful lot of these in all shapes and sizes, for cassette, turntable and video decks. We'll sell them individually, but for best value, buy a mixed pack!

Code	Type	Description*	Qty	RRP	Our Price
Z7314	AS6037	36/116/2	397	95p	40p
Z7320	AS6051	51.5/162/1.4	335	95p	40p
Z7321	AS6071B	71/223/1.9	1994	1.45	75p
Z7322	AS6075	75.5/237/1.9	254	1.45	75p
Z7324	AS6104	104/327/2.4	240	1.45	75p
Z7325	AS7030	30/94/0.8	298	1.45	75p
Z7327	AS8071	71/223/0.6/4	271	2.25	£1.00
Z7328	AS8073	72.5/228/0.8/4.5	150	2.25	£1.00
Z7329	AS8077	77/242/0.8/5	227	2.25	£1.00
Z7330	AS8082	82/258/0.8/4.5	509	2.25	£1.00
Z7331	AS8088	88/276.5/0.8/4.5	452	2.25	£1.00
Z7334	AS8158	158/496/1.0/8.0	594	2.95	£1.40
Z7338	VS9050	50.5/159/2	160	1.45	75p

*Dia/Inside Circumference/Thickness/Width
Substantial discounts on large quantities.

* GREAT REGULAR LINES *

The following sixteen pages contain a selection of products that are stock items which can be obtained on a regular basis, unlike other "SALE" products that are generally end of line or surplus and therefore of limited availability. For further details of our great regular product lines see our main catalogue.

Mixers



G105 4-channel mono microphone mixer. Inputs via 6.35mm mono sockets with individual volume control. On/off switch and LED on indicator. Tough steel case. Powered by 9V battery. Complete with 1.5m patch lead, instructions and circuit.

Input impedance 600Ω
 Output impedance 1.2kΩ
 Output level 90mV (for 5mV input)
 Power 9Vdc (PP3) battery

G105 Mixer £19.95 10+ 13.31

Stereo Mixers



G105D STEREO MIXER

4 channel stereo mixer. Inputs and outputs via 6.35mm sockets with individual volume controls. Powered by 9V battery or AC mains adaptor. Complete with two 1.4m patch leads.

Input sensitivity 1mV
 Input impedance 600
 Output impedance 1.5k
 Output level 90mV (at input 5mV)
 Frequency response Mic 20-20000Hz
 Power 9Vdc (PP3) or AC mains adaptor
 Price £38.95

MICROPHONES



Metal coated body with silver mesh head. Low, high, off switch. 5m lead fitted with 4-pin dual impedance plug. Holder included.

Type Uni-directional. Dynamic
 Impedance 500Ω and 50Ω (dual)
 Response 80-12000Hz
 Sensitivity -77dB (500Ω) at 1kHz
 -60dB (50kΩ) at 1kHz

Head dia 51mm
 Length 178mm (excluding connector)
G155 £14.55 10+ 9.31



G133A On/off switch for remote control. Desk stand. 1.4m lead fitted with 2.5mm and 3.5mm jack plugs.

Type Omni-directional. Dynamic
 Impedance 200Ω
 Response 100-10,000Hz
 Sensitivity -78dB @ 1kHz
 Dimensions 45mm (dia.) x 152mm

G133A £2.75 25+ 1.81



G133 On/off switch for remote control. Desk stand. 1.5m lead fitted with 2.5mm and 3.5mm jack plugs, as used on most cassette recorders.

Type Omni-directional. Dynamic
 Impedance 200Ω
 Dlms 28mm (dia) x 108mm


G133 £1.99 25+ 1.35



G148E A high performance dual impedance mic in white. Heavy metal construction. Colour matched 6m lead with cannon type plug. On/off switch. Holder included.


Type Uni-directional. Dynamic
 Impedance 500Ω and 50kΩ
 Response 60-12000Hz
 Sensitivity 500Ω -78db @ 1kHz
 50kΩ -56dB @ 1kHz

Head dia 51mm
 Length 155mm (excluding connector)
 Prices £17.95 10+ 11.59



G132DA Set of 5 black foam windshields suitable for most dynamic microphones.

Internal diameter 40mm
 Prices £2.95 10+ 2.12




Balanced dynamic microphone of exceptional quality and value. Deep brown body and mesh head with on/off switch. 6m noiseless lead fitted with XLR plug and 6.35mm mono plug. Holder included. Supplied in foam lined rigid plastic case.

Type Uni-directional Balanced Dynamic
 Response 70-20,000Hz
 Impedance 500R
 Sensitivity 77dB @ 1kHz
 Head dia 54mm
 Length 165mm

G147 £35.95 10+ 23.41

Microphone Stand



G119C FLOORSTAND

Heavy, professional quality, all metal mic. stand with boom arm. Fully adjustable for height, angle and extension. Three foldaway legs. Standard 5/8" fitting with 3/8" adaptor. Chrome and matt black finish.


Height 1.57m (max) 0.93m (min)
 Boom extension 0.63m
 Leg length 0.35m
 Price £22.95

Telephone Pick Up Coil



Attaches by suction to most phones (no wiring required). Fitted with 3.5mm plug. 20mm dia x 17mm

A171 £1.20 25+ 0.73



A267
CB mic dynamic 600R impedance. Freq res 300-4500Hz. Push to talk switch, black curly lead. 100 x 54 x 40mm.
G171 £4.95 10+ 3.00

A268 Dynamic Power mic rotary control. Push to talk switch. Impedance 1k-10k. Freq res 200-5000Hz, curly lead. 97 x 63 x 42mm.
G179A £8.95 10+ 5.75

HEADPHONES



A087C Lightweight mono headphones with adjustable electret condenser boom microphone. Tough plastic ratchet adjustable headband. Soft padded earpieces containing high quality mylar transducers for clearer sound reproduction. Fully adjustable flexible mic boom arm with wind shield. Headphones can be converted to stereo by replacing the mono plug with a stereo plug. Mic powered by a watch type battery contained within the mic plug.

Headphones:
Type Mylar transducers
Impedance 600Ω
Response 20-20,000Hz
Power 100mV

Microphone:
Type Unidirectional electret condenser
Impedance 200Ω
Sensitivity -62dB ± 3dB @ 1W

General:
Lead 1.4m straight screened
Plugs 2x6.35mm mono
Weight 145g

A087C £15.95 10+ 10.25

A087F STEREO HEADPHONES WITH BOOM MIC

Lightweight stereo headphones with adjustable dynamic boom mic. Tough plastic headband with stainless steel adjusters. Foam padded earpieces containing high quality samarium cobalt transducers for clear sound reproduction. High sensitivity miniature dynamic mic cartridge with foam windshield. Straight screened lead terminates in 6.35mm stereo plug for headphones and a 3.5mm mono plug for mic.

Headphones:
Type Mylar transducers
Impedance 32R
Response 20-20000Hz
Power 150mW
Microphone:
Type Omni-directional dynamic
Impedance 250R
Sensitivity -78dB @ 1kHz

General:
Lead 2.5m straight screened
Plugs 6.35mm stereo & 3.5mm mono
Weight 80g

PRICES: £8.95 10+ 5.15

FULL RANGE HI-FI LOUDSPEAKERS



Code **LS018A**
Full range speaker. Foam edged paper cone with chrome HF dome.
Size 3" round
Impedance 8Ω
Power nominal 10W
Power maximum 20W
Frequency response 60-16000Hz
Resonant frequency 120Hz
Output SPL 88dB @ 1W
Magnet weight 5.3oz
Overall weight 400g
Dims 78(dia) x 40mm
LS018A £4.20 20+ 2.68



Code **LS026B**
Compact full range driver. Foam rubber edged paper cone. 1" aluminium voice coil.
Size 6½" round.
Impedance 8Ω
Power nominal 45W
Power maximum 60W
Frequency response 56-20000Hz
Resonant frequency 38Hz
Output SPL 94dB @ 1W
Magnet weight 20oz
Overall weight 1265g
Dims 165(dia) x 76.5mm
LS026B £9.50 12+ 6.00



Code **LS032C**
Full range driver. All black. Foam rubber edged paper cone. 1" aluminium voice coil.
Size 8" round
Impedance 8Ω
Power nominal 40W
Power maximum 60W
Frequency response 38-18000Hz
Resonant frequency 40Hz
Output SPL 89dB @ 1W
Magnet weight 18oz
Overall weight 1310g
Dims 205(dia) x 94mm
LS032C £9.95 10+ 6.19



Code **LS034A**
Professional quality full range driver. Foam rubber edged paper cone with centre HF cone. All black.
Size 10" round
Impedance 8Ω
Power nominal 40W
Power maximum 60W
Frequency response 35-12000Hz
Resonant frequency 35Hz
Output SPL 86dB @ 1W
Magnet weight 20oz
Overall weight 1735g
Dims 255(dia) x 105mm
LS034A £17.95 8+ 11.62

BASS UNITS



Code **LS027F**
A Hi-Fi woofer with paper cone and rubber surround giving fine low frequency response and clean, uncoloured mid. Suitable for small, high quality 2-way systems.
Size 6½" round
Impedance 8Ω
Power nominal 30W
Power maximum 60W
Frequency response 50-8000Hz
Resonant frequency 50Hz
Sensitivity 1W 1m 89dB
Magnet weight 35oz
Overall weight 1.1kg
Dims 165(dia) x 72mm
LS027F £9.70 20+ 6.21



Code **LS032D**
A high quality woofer with steel basket, rubber surround, coated paper cone and textile dust cap. The treatment of the cone reduces potential resonance problems. Ideal for two- and three-way systems.
Size 8" round
Impedance 8Ω
Power nominal 45W
Music Power 60W
Frequency response 30-4200Hz
Resonant frequency 30Hz
Sensitivity 1W 1m 93dB
Magnet weight 35oz
Overall weight 1.5kg
Dims 205(dia) x 96mm
LS032D £13.95 5+ 8.62



Code **LS035**
High power woofer. Foam edged paper cone. Black steel basket.
Size 10" round
Impedance 8Ω
Power nominal 100W
Power maximum 200W
Frequency response 30-3000Hz
Resonant frequency 35Hz
Output SPL 96dB @ 1W
Magnet weight 40oz
Overall weight 3415kg
Dims 254(dia) x 108mm
LS035 £29.95 5+ 19.87

Subscribers get
additional discounts
and free gifts -
become one today.
See page 63

(g) TWEETERS



Code LS053
Compact 2 hole fitting.
Size 2" round
Impedance 1000Ω @ 1kHz
Power nominal 17W
Power maximum 37V
Frequency response 4kHz-30kHz
Output SPL 92dB
Weight 9g
Dims 51 (dia) x 18mm
LS053 £2.25 80+ 1.36



Code LS053A
Front mounting with black mesh grill.
Size 2½" round
Impedance 1000Ω @ 1kHz
Power nominal 18W
Power maximum 30V
Frequency response 2kHz-40kHz
Output SPL 100dB
Weight 25g
Dims 76 x 76 x 25mm
Prices £2.95 25+ 1.80



Code LS055
Fitted with front grill.
Size 3½" round
Impedance 1000Ω @ 1kHz
Power nominal 15V
Power maximum 35V
Frequency response 2kHz-30kHz
Output SPL 92dB
Weight 33g
Dims 65 (dia) x 19mm
Prices £4.50 45+ 2.75



Code LS052
Flush flange. Exponential horn.
Size 90mm dia
Impedance 1000Ω @ 1kHz
Power nominal 16V
Power maximum 35V
Frequency response 3kHz-25kHz
Output SPL 100dB
Weight 82g
Dims 85 x 85 x 74mm
Prices £4.95 80+ 2.67



Code LS054
Size 2" x 6"
Impedance 450Ω @ 1kHz
Power nominal 20V
Power maximum 35V
Frequency response 2kHz-30kHz
Output SPL 95dB
Weight 132g
Dims 178 x 95 x 115mm
LS054 £8.95 50+ 5.75

(h) P A HORNS



Code PS105
Weatherproof black metal horn speaker with adjustable fixing bracket.
Horn diameter 90mm
Output 8W
Impedance 8Ω
PS105 £7.95 20+ 4.68


Brackets



SPEAKER BRACKETS

BT1 Pair of wall mounting speaker brackets which allow left and right swivel of speakers and 18° of tilt. Pack contains 2 speaker brackets plus all necessary fixings. Holding capacity 10kg. Black glass filled nylon.... £7.95

SPEAKER SWITCHES



A098B Designed for mounting on the rear of the amplifier. Allows 2 pairs of speakers to be used where the amplifier normally allows only one pair. Inputs via phono sockets. speaker connections via spring terminals. Parallel resistive protection.
Dims 110 x 58 x 30mm
Price £7.95 10+ 4.45



A098 A beautifully finished control box provides facility for using 4 pairs of speakers where stereo amplifier allows only one pair. 1, 2, 3 or 4 pairs may be used in any combination. Quick-action spring terminals. Series and parallel resistive protection.
Dims 148 x 85 x 50mm
A098 £13.95 10+ 9.37



TDK90 Back in stock - these popular cassette tapes form TDK. D90 low noise high output, type I. £1.00 each - Box of 10 £8.00

CASSETTE CLEANING



A451 Neat cleaning kit all contained in standard cassette case. Nylon bristled brush, inspection mirror and head cleaning tool. Cleaning fluid and 6 spare pads. Ideal present.
Price £1.30 20+ 70p



A156A Head cleaner and demagnetizer - just pop this cassette in your machine for a few minutes and listen to the result!
Price 99p 48+ 58p
A454 As above but cleans only..... 45p 100+ 25p



HD07 Electronic demagnetizer. Solid state electronics inside cassette makes this particularly easy to use - just insert in recorder, press play for one or two seconds and the jobs done. Full details supplied.
Price £6.50 10+ 4.38

TAPE REPAIR KIT



A165 Audio/video tape repair kit. Rocker clamps tape firmly in place during splicing. Safe blade storage. Complete with blade and 4 rolls of splicing tape.
Price £3.60 10+ 2.31

Discounts and lower postage rates for GOLD Subscribers - see page 63



A170A TAPE HEAD DEMAGNETIZER

A compact and easy to use tool. Simply plug the demagnetizer in, press the red button and place the tip gently in contact with the tape head. Rotate the tip across the surface and withdraw slowly. Use every 50 hrs of play time to improve sound quality. Power: 220/240 V ac
Price..... £2.95 10+ 1.93



A160 Compact disc cleaning kit which cleans the disc with a radial action as recommended by CD manufacturers. Strong plastic case with hinged lid to retain CD chamois pad for cleaning. Kit also contains 1 bottle CD cleaning liquid and pad cleaning brush.

Price..... £4.95 25+ 3.35



A163A CD RACK

A unique storage system which will hold up to 20 CDs in their cases allowing them to flip back and forth. Free standing and interlocking.

Price..... £1.95 40+ 1.03



A162B CD CASE

Replacement CD storage case in packs of 2

Price..... £1.05 50+ 0.66

CASSETTE BELTS




Square section high quality rubber available in the following diameters: 19, 21, 25, 27, 30, 32, 35, 40, 43, 46, 51, 54, 57, 60, 63, 66, 70, 75.5, 78, 83, 86, 90, 94, 100, 110mm. All one price.

Order Code..... A424 + size

Price, one size..... 65p each 25+ .20 100+ .14

Prices, mixed sizes... 65p each 25+ .40 100+ .26

BELT KITS



A421 All have 1.2mm square sections. Contains 13 belts 1 each size 19, 30, 35, 46, 57, 61, 66, 71, 76, 80, 83, 90, 110mm.

Price..... £3.95 10+ 1.50


A422 Shorter belt kit. 1 each 19, 30, 35, 40, 43, 46, 51, 57, 61mm.

Price..... £2.95 10+ 1.20

BATTERIES

BUTTON CELLS

A range of popular button batteries. Long life alkaline manganese cells. Rated voltage 1.5V. Packed in individual compartments on attractive display card holding 10 batteries.



Code	Equivalents	Dims	1+	10+	100+
AG2	397, 536	7.9 x 2.6mm	45p	0.30	0.09
AG3	192, BSR41H, 10L125	7.9 x 3.6mm	45p	0.30	0.09
AG7	395, 523	9.5 x 2.6mm	60p	0.40	0.12
AG8	391, 533	11.6 x 3.0mm	45p	0.30	0.09
AG10	LR1130, RW89, V10GA, 89A, 4274, BSR54H, 10L122	11.6 x 2.1mm	45p	0.30	0.09
AG12	LR43, RW84, V12GA, 86A, 4278, BSR43H, 10L124, 186	11.6 x 4.2mm	45p	0.30	0.09
AG13	LR44, RW82, 76A, A76, V13GA, 4276, BSR44H, 10L14, 186	11.6 x 5.4mm	45p	0.30	0.09
*SG1	364, SR621 SN, V364, RN320	6.8 x 2.1mm	45p	0.30	0.09
*SG13	A76, LR44, V13GA, RW82,	11.6 x 5.4mm	£1.20p	0.70	0.25
*Silver Oxide					

Lithium Batteries


Popular 'coin' type, as used for memory back-up in camcorders etc. Individually blister packed

Code	1+	10+
CR2016	£1.00	0.66
CR2025	£1.00	0.66
CR2032	£1.00	0.66



Alkaline Batteries for heavy duty use:


Code	Description	1+	20+	100+
X121	LR6/MN1500	75p	0.40	0.32
X122	LR03/MN2400	75p	0.40	0.32
X123	6LF22/MN1604	£2.99	1.58	1.26
X124	LR20/MN1300	£1.99	1.05	0.84
X125	LR14/MN1400	£1.60	0.84	0.68



Code	1+	25+	100+
X1070 AAA Cells			
Price per pack of 4	£1.10	0.70	0.56
X1090 AA cells			
Price per pack of 4	97p	0.62	0.50
X1092 C cells			
Price per pack of 2	39p	0.25	0.20
X1093 D cells			
Price per pack of 2	61p	0.39	0.31
X1095 PP3 cells			
Price each	51p	0.33	0.26



Code	Rating	Size	1+	25+	100+
X131	180 mA	AAA	£1.46	0.93	0.75
X132	500 mA	AA	£1.20	0.81	0.65
X133	1.2 AH	C	£2.60	1.79	1.44
X134	1.2 AH	D	£2.60	1.79	1.44
X135	110 mA	P3	£4.50	3.60	3.30



RECHARGEABLE LEAD-ACID BATTERIES

A range of rechargeable lead-acid batteries suitable for high cyclic and stand-by applications. Constructed in sealed, rectangular high impact plastic cases with 5mm spade connections.

Code	Rating	Size	Weight	Price
P013A	12V, 1.2Ah	96 x 451 x 50mm	0.54Kg	£11.95
P013B	12V, 6Ah	150 x 65 x 93mm	2.69Kg	18.95
P013C	12V, 1.9Ah	177 x 34 x 60mm	0.95kg	£13.95



P011 BATTERY CHARGER

A compact plug-in charger for up to 4 'AA' NiCad rechargeable batteries. The unit plugs directly into the mains socket and can charge 2 or 4 cells simultaneously. Each charging section has an LED indicator.

Inpt voltage	220/240Vac 50Hz
Charging current	2 x 60mA
Charging time	12 hours
Battery type	AA NiCad
Dims	98 x 36 x 73mm
Price	£4.50

Unregulated Power Supplies

P006D Plug in power supply with 6 output voltages. Polarity switch and output via a 4-way spider plug and 1.3mm dc Walkman plug.

Input voltage	220/240Vac 50Hz
Output Voltage	3,4,5,6,7,5,9 & 12Vdc
Output current	300mA max
Stability	40%
Dims	75 x 52 x 54mm
Price	£3.95

P006E Plug in power supply with 6 output voltages, polarity switch and LED indicator. Output via a 4-way spider plug and 1.3mm Walkman plug. Thermal fuse protection.

Input voltage	220/240Vac 50 Hz
Output voltage	3,4,5,6,7,5,9 & 12Vdc
Stability	40%
Ripple	1V
Dims	96 x 67 x 62mm
Price	£5.95



P006F Plug in power supply with 6 output voltages. Polarity switch and LED indicator. Output via a 4-way spider plug and 1.3mm Walkman plug. Thermal fuse protection.

Input voltage	220/240Vac 50Hz
Output voltage	3,4,5,6,7,5,9 & 12Vdc
Output current	1000mA max
Stability	40%
Ripple	1V
Dims	97 x 67 x 56mm
Price	£5.95

Regulated Power Supplies



P006G A plug in regulated power supply, 3-12Vdc output switchable. Reverse polarity switch and LED indicator. Designed for radios, walkmans, calculators, keyboards, toys etc. Supplied with 6 DC adaptor plugs. Features include:

IC regulated output	
Automatic thermal cut off	
Short circuit protection	
Automatic overload cut off.	
Input voltage	220/240Vac 50Hz
Output voltage	3,4,5,6,7,5,9 & 12Vdc
Output current	300mA max
Stability	2%
Ripple	1V
Dims	87 x 62 x 62mm
Price	£6.50

P006Y A plug in regulated power supply for use with the Commtel COM 203 and COM 204 scanners.

Input voltage	220/240Vac 50Hz
Output voltage	9Vdc
Output current	350mA max
Stability	2%
Ripple	10mV
Dims	80 x 56 x 55mm
Price	£7.95

P006K POWER SUPPLY-REGULATED


Plug in regulated power supply 3-12Vdc switchable output. Polarity switch and LED indicator. Complete with 6 DC adaptor plugs. Features include:

IC regulated DC output	
Automatic thermal cut off	
Short circuit protection	
Automatic overload cut off	
Input voltage	220/240Vac 50Hz
Output voltage	3,6,9 & 12Vdc
Output current	1200mA max
Stability	2%
Ripple	10mV
Dims	120 x 75 x 63mm
Price	£8.95

P006Z POWER SUPPLY-REGULATED

A plug in regulated power supply designed for use with the Commtel COM 102 scanner.

Input voltage	220/240Vac 50Hz
Output voltage	9Vdc
Output current	350mA max
Stability	2%
Ripple	10mV
Dims	80 x 56 x 55mm
Price	£7.95



P007V REGULATED POWER SUPPLY

Superior quality regulated power supply. Several output voltages selected by a rotary switch with a current rating of 1.2A (1200mA). Input via a 3-core mains. Output via a fitted lead with 4-way spider plug, 9V battery snap and walkman plug.

Output power	1.5, 3, 4.5, 6, 7.5, 9 & 12Vdc
Power input	220/240Vdc
Output current	1.2A (1200mA)
Dims	150 x 77 x 62mm
Price	£14.95

P006V REGULATED POWER SUPPLY


Superior quality regulated power supply. Several output voltages selected by a rotary switch, with a current rating of 1A (1000mA). Input via a 3-core mains lead. Output via a fitted lead with 4-way spider plug, 9V battery snap and a walkman plug.

Output voltage	3,6,9,12,13.5,17 & 18Vdc
Power input	220/240Vac 50Hz
Output current	1A (1000mA)
Dims	150 x 77 x 62mm
Price	£16.95

CB Power Supply

A115 Stabilized power supply unit for use with CB rigs, auto accessories, etc. High stability electronic regulation with internal fuse protection.

Manufactured according to the requirements of the Electrical Safety Regulations for Domestic Use.



Input voltage	240Vac 50Hz
Output voltage	13.8Vdc
Output current	3A continuous
Stability	5%
Ripple	10mV
Connections	4mm banana socket/screw terminals
Dims	175x92x138mm
A115	£17.95 4+ 11.18

A116 High current regulated power supply for use with CB rigs, auto equipment. Good stability circuitry with high surge current capability. Overload protection. Manufactured according to the requirement of the Electrical Safety Regulation for Domestic Use.

Input voltage	240Vac
Output voltage	13.8Vdc
Output current	5A continuous, 7A max
Stability	1%
Ripple	25mV
Connection	4mm banana socket screw terminals
Dims	195x140x90mm
A116	£22.95 4+ 14.96

0-24V DC 3A



A112 Variable stabilized power supply with over-load protection. Meter reads voltage or current (switched). Two voltage ranges: 0-12V and 12-24Vdc. Ideal for laboratory use.

Input voltage	240Vac 50Hz
Output voltage	0-24Vdc (2 ranges)
Stability	0.2%
Ripple	2.5mV
Dims	180x110x180mm
A112	£84.95 4+ 58.69

0-24V DC 5A



A113 Variable stabilized power supply with over-load protection. Meter reads voltage or current (switched). Two voltage ranges; 0-12V and 12-24Vdc. Ideal for laboratory use.

Input voltage	240Vac 50Hz
Output voltage	0-24Vdc (2 ranges)
Stability	0.2%
Ripple	4mV
Dims	180x180x110mm
A113	£99.95 4+ 69.75

5-15V DC 4A



A114 Variable stabilized power supply with over-load protection. Meter reads voltage or current (switched). Output voltage adjustable between 5 and 15Vdc. Output and power on/off switches. Ideal for laboratory use.

Input voltage	240Vac 50Hz
Output voltage	5-15Vdc variable
Output current	4A continuous
Stability	0.1%
Ripple	5mV
Dims	190x132x101mm
A114	£62.95 4+ 41.88



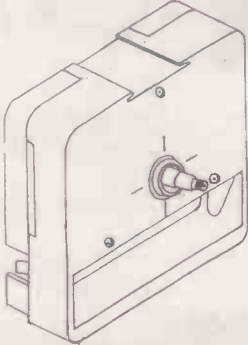
P065 Spike Protector. Safely eliminates dangerous voltage spikes and surges. The essential plug in protector for domestic and professional appliances. Can either be plugged in next to appliance or wired directly to it.

Prices	£12.95 5+ 9.89
--------	----------------

CLOCKS

A new quartz clock movement with a wide range hands, dials, chapter rings and accessories, all at extremely competitive prices.

(a) Quartz movement



Kienzle Model W716. Facility for hour, minute and second hand. Takes single AA cell. Typ current 80µA. Accuracy to within 1 sec/day. Size 58 x 50 x 16mm weight without battery 26g.

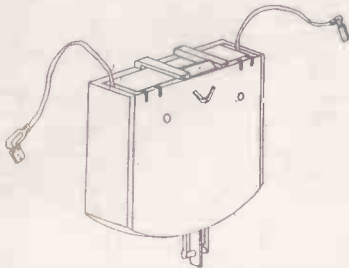
Code	Spindle Lengths		
	H	M	S
V1101	11.5	16.3	20.5
V1102	6.0	11.5	15.5
V1103	6.8	8.1	11.0

Prices £3.50 10+ 2.34 25+ 1.87 100+ 1.50

(b) Pendulum additions



V1121 Haller pendulum attachment. A plastic moulding with hanging hook containing pendulum, electromagnet and battery holder with room for the clock movement to be mounted. Size 109 x 60 x 32mm.
 Prices £3.50 10+ 2.34 25+ 1.87 100+ 1.50



V1122 Shontek pendulum. These clip on to the base of the quartz movement. Size 48 x 43 x 18mm.
 Prices £2.50 10+ 1.72 25+ 1.38



V1127 Suitable rods for either of above.
 Prices 50p 10+ 0.34 25+ 0.28



V1128 Suitable bobs for either of above.
 Prices £1.00 10+ 0.72 25+ 0.58

(c) Hands

A selection of modern and traditional hands, all of which will fit either movement described.

Code	Length* Hour Minute	Colour	1+	25+	100+
------	------------------------	--------	----	-----	------

V1201	28 42	Black	38p	0.25	0.19
V1202	28 42	Brass	42p	0.28	0.21

V1203	60 80	Black	48p	0.31	0.24
V1204	60 80	Brass	52p	0.34	0.26

V1205	47 68	Black	48p	0.31	0.24
V1206	47 68	Brass	52p	0.34	0.26

V1207	34 46	Black	36p	0.23	0.18
V1208	34 46	Brass	40p	0.26	0.20

V1209	58 77	Black	50p	0.33	0.25
V1210	58 77	Brass	54p	0.36	0.27


V1211	53 75	Black	48p	0.31	0.24
V1212	53 75	Brass	52p	0.34	0.26

V1213	35 44	Black	46p	0.30	0.23
V1214	35 44	Brass	50p	0.33	0.25

Second Hands

Code	Length	Colour	1+	25+	100+
V1296	60	Red	28p	0.18	0.14
V1297	60	White	28p	0.18	0.14

V1298	80	Red	28p	0.18	0.14
V1299	80	White	28p	0.18	0.14



(d) Dials

Code	Colour	Size	Numerals	1+	25+	100+
V1301	White	4"	Arabic	£1.75	1.18	0.94
V1302	Silver	4"	Arabic	£1.75	1.18	0.94
V1303	Brass	4"	Arabic	£1.75	1.18	0.94
V1304	White	4"	Roman	£1.75	1.18	0.94
V1305	Silver	4"	Roman	£1.75	1.18	0.94
V1306	Brass	4"	Roman	£1.75	1.18	0.94
V1307	White	5"	Arabic	£1.84	1.25	1.00
V1308	Silver	5"	Arabic	£1.84	1.25	1.00
V1309	Brass	5"	Arabic	£1.84	1.25	1.00
V1310	White	5"	Roman	£1.84	1.25	1.00
V1311	Silver	5"	Roman	£1.84	1.25	1.00
V1312	Brass	5"	Roman	£1.84	1.25	1.00
V1313	White	6"	Arabic	£1.96	1.32	1.06
V1314	Silver	6"	Arabic	£1.96	1.32	1.06
V1315	Brass	6"	Arabic	£1.96	1.32	1.06
V1316	White	6"	Roman	£1.96	1.32	1.06
V1317	Silver	6"	Roman	£1.96	1.32	1.06
V1318	Brass	6"	Roman	£1.96	1.32	1.06

(e) Chapter Rings

Code	Colour	Size	Numerals	1+	25+	100+
V1401	White	4"	Arabic	£1.75	1.18	0.94
V1402	Silver	4"	Arabic	£1.75	1.18	0.94
V1403	Brass	4"	Arabic	£1.75	1.18	0.94
V1404	White	4"	Roman	£1.75	1.18	0.94
V1405	Silver	4"	Roman	£1.75	1.18	0.94
V1406	Brass	4"	Roman	£1.75	1.18	0.94
V1407	White	5"	Arabic	£1.84	1.25	1.00
V1408	Silver	5"	Arabic	£1.84	1.25	1.00
V1409	Brass	5"	Arabic	£1.84	1.25	1.00
V1410	White	5"	Roman	£1.84	1.25	1.00
V1411	Silver	5"	Roman	£1.84	1.25	1.00
V1412	Brass	5"	Roman	£1.84	1.25	1.00
V1413	White	6"	Arabic	£1.96	1.32	1.06
V1414	Silver	6"	Arabic	£1.96	1.32	1.06
V1415	Brass	6"	Arabic	£1.96	1.32	1.06
V1416	White	6"	Roman	£1.96	1.32	1.06
V1417	Silver	6"	Roman	£1.96	1.32	1.06
V1418	Brass	6"	Roman	£1.96	1.32	1.06

The White and Silver dials are made from aluminium.



V1017 Stopwatch - this sports timer has an amazing number of features at an exceptionally low price:

- ★ Hours, mins, secs.
- ★ Day, date, month.
- ★ 1/100th sec chrono with lap/ split control.
- ★ 4 year calendar.
- ★ Beep alarm with chime and snooze.
- ★ 30 sec correction for synchronization.
- ★ 12 or 24 hour display.
- ★ Will count to 23:59:59.
- ★ Complete with instructions (you'll need them!).

All this for just **£3.95** 10+ 2.95



DIGITAL CLOCK/TIMER

Y137U
Free standing digital clock with built-in timer. The timer functions initially as a countdown timer, counting down from up to 23 hours 59 minutes and then sounding the alarm. Immediately the alarm sounds the timer switches to count-up mode, indicating the period since the alarm sounded. A separate count-up timer function is provided for general timing. Battery provided.

Dims 87 x 82 x 45mm
Power 1 x AAA battery
Price **£9.50** 10+ 6.18



DIGITAL CLOCK

Y137W
Large LCD digital alarm clock with snooze control and LCD illuminating light. The snooze control silences the alarm for 7 minutes before re-sounding it. Compact and easy to use. Batteries included.

Power 2 x AAA batteries
Dims 95 x 65 x 68mm
Price **£7.99** 10+ 5.19



2-CHANNEL DIGITAL CLOCK

Y137V
Large LCD digital alarm clock with two independent alarm functions. The LCD displays time, day and date and alarm status. Compact and easy to use. Batteries included.

Power 2 x AAA batteries
Price **£10.95** 10+ 7.11



COUNTDOWN TIMER

Y137S
Simple to use electronic countdown time with 19 hours, 59 minutes countdown capability. The internal alarm sounds when the set period has timed out. Hundreds of applications from process control to the kitchen. Free standing, spring clip and magnetic mounting.

Timing period 19 hours 59 minutes
Power P009H button cell
Price **£4.25** 10+ 2.76



COUNTDOWN TIMER

Y137T
Large digit electronic countdown timer with 19 hours, 59 minutes countdown capability. The internal alarm sounds when the set period has timed out. 19mm LCD display. Hundreds of applications from process control to the kitchen. Spring clip or magnetic mounting.

Timing period 19 hours 59 minutes
Power AAA battery
Price **£6.70** 10+ 4.36

STRIPBOARD

Fully pierced single sided copper strips 0.1" pitch. Available in the following sizes:



Code	Size	t x h*	1+	25+	100+
G4010	25 x 64	9 25	22p	0.14	0.11
G4020	64 x 95	24 37	74p	0.48	0.37
G4030	95 x 127	36 50	£1.50	0.98	0.75
G4040	95 x 432	36 170	£4.50	3.08	2.37
G4050	119 x 454	6 179	£5.95	4.06	3.12


* Tracks and holes

TRACK CUTTER



G4310 Low cost version **£1.95** 10+ 1.31

Protobloc 1



G7080 Protobloc 1 has a total of 400 tie points consisting of two sets of 30 rows of 5 interconnected sockets plus 5 rows of 25 interconnected sockets running alongside, suitable for use as power supply rails. All contact positions are clearly defined on an alphanumeric grid. ABS polymer board mounted on an adhesive foam base. Will accommodate up to three 16 pin devices. An ideal introduction to solderless circuit development systems. Size 80 x 60mm.

Prices **£2.60** 25+ 1.65

Protobloc 2



G7110 Protobloc 2 has a total of 840 tie points consisting of two sets of 64 rows of 5 interconnected sockets plus 4 rows of 50 interconnected sockets running alongside, suitable for use as power supply rails. All contact positions are clearly defined on an alphanumeric grid. ABS polymer board mounted on an adhesive foam base. Will accommodate up to seven 16 pin devices. Size 172 x 64mm.

Prices **£4.50** 25+ 3.25

SOLDER TERMINAL PINS

Sold in packs of 100



	1+	25+	100+
G4110 Single sided	64p	0.42	0.32
G4115 Double sided	£1.38	0.90	0.69

T1135 Scaot lead kit consisting of:

- 1 lead scaot plug to 5 pin DIN plug and 2 phono plugs. 1.5m
- 1 lead 6 pin DIN plug to 5 pin DIN socket and phono socket. 0.2m
- 2 phono sockets to BNC plug adaptors
- 2 phono sockets to PL259 plug adaptors
- 2 phono sockets to 3.5mm plug adaptors

Prices **£9.88** 25+ 5.59 100+ 4.20

JUMPER LINKS



G7352 A set of 25 colour coded leads with specially designed plugs to minimize wear on connector. Supplied in packs of 25, 5 of each of 50, 70, 100, 150 and 200mm lengths, assorted colours.

Prices **£5.95** 10+ 4.31

Jumper Wire Kit



G7355 Attractive hinged plastic case 270 x 122 x 30mm with 14 compartments housing 25 each of the following sizes jumper wires, all colour coded:

0.1	0.2	0.3	0.4	0.5	0.6	0.7	0.8	0.9
1.0	2.0	3.0	4.0	5.0	inches			


Prices **£7.95** 10+ 5.31

Car Equipment



25W mobile PA amplifier with dual mic and aux inputs with volume controls. Built-in siren and fog horn warning tones operated from momentary switch. Neat metal case with plastic fascia. Complete with mounting hardware

Output power.....	25W
Output impedance	4-16Ω
Inputs:	
Mic.....	3.5mV 20-50kΩ
Aux.....	85mV 10kΩ
Power.....	11-16Vdc
Dims.....	150x140x40mm
P101	£39.95 3+ 26.25



CABINET GRILLES

Black finish metal mesh speaker grille with black rubber surround. Robust construction made from 1.1mm thick steel. Grille pitch 11mm x 11mm.

LD91A	5"	£1.75	24+ 0.87
LD91B	8"	£2.20	24+ 1.15
LD91	10"	£2.95	10+ 1.47
LD93	12"	£3.95	10+ 1.93
LD95	15"	£4.95	10+ 2.55
LD95A	18"	£8.75	10+ 4.90



DC/DC CONVERTER

A plug in DC/DC converter with 3, 4.5, 6, 7.5, 9 and 12V outputs at 800mA. Plugs directly into a car cigar lighter socket. Output via a polarity reversible lead to a +spider+ plug with 1.3, 2.1 and 2.5mm DC power plugs and a 3.5mm plug

Input voltage	12Vdc nom
Output voltages	3, 4.5, 6, 7.5, 9 and 12Vdc
Output current	800mA max
B034BA	£2.95 24+ 1.87



F158Q FLASHING LED

A flashing LED in a mounting bezel designed to mount in the dashboard to indicate that an alarm is armed (even if no alarm is installed) Fitted with a 1.5m lead. Power 12V dc.

Price.....	£1.75 10+ 0.87
------------	----------------

B200Z PLUG-IN FLASHING LED

A flashing LED built into a car cigar lighter plug to give a visual warning that an alarm is activated (whether or not an alarm is fitted). Simply plugs into the car's cigar lighter socket.

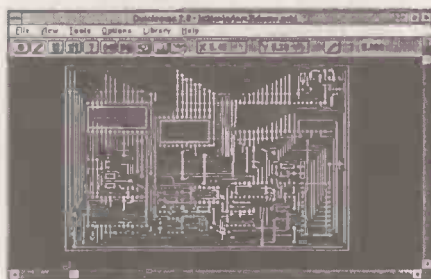
Price.....	£1.95 20+ 1.14
------------	----------------

Schematic and PCB CAD Software.

More and more home designed circuits require construction on printed circuit board. Until the introduction of CAD software most designs were built with stick down pads and crêpe tape - a time consuming and tricky operation. The first CAD packages were very expensive and limited to professional organisations but thanks to the presence of computers in every home the prices have tumbled.

We can now offer you a range CAD software that is ideal for the home constructor and the professional.

Quickroute



Quickroute 2.0 For Windows 3.x

Powerware software design

One of the most outstanding value for money PCB CAD packages available.

Featuring:-

- ⇒ Button bar for instant access to powerful object selection
- ⇒ Improved editing features
- ⇒ Built in help
- ⇒ Rapid zoom and pan
- ⇒ Filled polygon object type for earth planes
- ⇒ Support for 150 printers and plotters
- ⇒ Schematic capture tool
- ⇒ Simple autorouter
- ⇒ Schematic and PBC symbol libraries
- ⇒ Gerber drill control file support (Professional version only)

Reviews of first edition:

"... exceptional value for money" - Everyday Electronics Sept 1992

"Cheap... it may be. But... Quickroute's performance puts it in an altogether bigger league" - EW&WW May 1992.

Price

Quickroute for Windows Professional Edition £99.00

Floppy Disks

Budget Range


High quality soft secured unformatted disks at an extremely attractive price. All disks certified 100% error free and performance exceeds ANSI, ECMA and ISO standards. Supplied with sleeves and write protect tabs (5.25") and labels (3.5" & 5.25")

Specification

Double sided, 80 track, 135 TPI (3.5") 96 TPI (5.25")
Supplied in boxes of 10

				1+	10+	25+
A637	3.5"	DSDD	1MB	£4.22	3.33	3.12
A638	3.5"	DSHD	2MB	£7.43	5.32	5.00
A667	5.25"	DSHD	1.8MB	£4.40	3.33	3.12

QUICKTEST CONNECTOR




P6250

(13A rated) A tough mains connector with neon indicator lamp. Can be used loose or wall mounted. Power is only connected when lid is shut

Price..... £9.95 25+ 8.40 100+ 6.70

Scart Leads



P2990

Scart plug to 6 pin DIN plug. Length 1.5m

Price..... £3.44 25+ 1.94 100+ 1.46

P2950


Scart plug to 6 phono plugs. Length 1.5m

Price..... £3.50 25+ 1.98 100+ 1.49

CRAFT PRODUCTS

A range of products suitable for making working models with minimal labour and expense.

Matchsticks



Standard headless matches in packs of 1000.

CDT1001 Per pack 96p 5+ 0.60 25+ 0.48

Lollysticks



Standard lollysticks 140mm long x 10mm wide supplied in packs of 100

CDT1003 Per pack 75p 5+ 0.47 25+ 0.38

ADHESIVES

A wide range of adhesives from Humbrol to cater for most craft and modelling needs.



(a) **Cyanoacrylate (Super glue).** High strength bond between plastics, rubber, metals and ceramics. Bonds in seconds at room temperature with only contact pressure required.

Code	Size	1+	12+	36+
CDT231	3gm tube	85p	0.54	0.43
CDT232	5gm bottle	95p	0.59	0.47



(f) **Carpenters wood glue.** An advanced rapid drying PVA woodworking adhesive with aliphatic resins for 'fast initial grab'.

Code	Size	1+	12+	36+
CDT256	125ml bottle	£2.15	1.42	1.14



(b) **Polystyrene cement.** Non-stringing adhesive for assembling plastic models.

Code	Size	1+	12+	36+
CDT236	12ml tube	54p	0.39	0.31

Liquid poly - specially formulated adhesive supplied in bottle with brush for easy application.

Code	Size	1+	12+	36+
CDT237	30ml	80p	0.58	0.46



(c) **Balsa cement.** A clear rapidly bonding cement for balsa and other soft woods.

Code	Size	1+	12+	36+
CDT248	24ml tube	99p	0.71	0.57



(d) **Superfast Epoxy.** A twin pack adhesive that gives a rapid and strong bond, even on difficult surfaces. Dries to a clear waterproof film.

Code	Size	1+	12+	36+
CDT241	2 x 12ml tubes	£2.40	1.59	1.27

Disco Equipment

Console Lamp



L100 For disco consoles, Hi-Fi equipment, CB rigs, etc where extra illumination is essential. 12V lamp in enclosed head with switch. Flexible chrome gooseneck on mounting plate with screw holes. Flying leads for connection to external 12Vdc supply.

Length	300mm
Lamp	12Vdc 5W tubular filament
Prices	£2.95 10+ 1.60

PAR36 SPOT




PAR36 High quality PAR36 spot lamp with mounting bracket. Can contains safety isolating transformer and screwdriver release fuseholder. Lamp supplied separately.

Power	240Vac 50Hz
Weight	1.25kg
G008U	£13.95 5+ 10.70

Gears

A range of miniature gears to use with small motors. Available in individual sizes or mixed packs as shown. All have 1.9mm base for tight fit onto 2mm spindle.



Code	OD	ID	OD	ID	Pack of 10	100+	1k+
G5381	16	-	9	-	28p	0.016	0.012
G5382	32	-	16	6	37p	0.021	0.018
G5383	42	-	22	6	48p	0.027	0.021
G5384	60	-	31	6	67p	0.038	0.029
G5385	30	-	16	5.5	37p	0.021	0.018
G5386	42	-	22	5.5	48p	0.027	0.021

Miniature worm gears for use with the above gears.



Code	Dia	Length	Pack of 10	100+	1k+
G5387	6	6	32p	0.018	0.014
G5388	6	10	44p	0.025	0.019

Steel Shaft for use with above worms and gears, 2mm dia x 75mm long.


G5389.....Pack of 10 23p 100+ 0.013 1k+ 0.01

G5380.....Pack of 10 each of all listed items above
Total 90 items.....£2.95 10+ 1.90



(e) **Stix-it.** All purpose water based adhesive for wood, metal, card, paper, plastic, vinyl, carpet and fabrics. Water resistant when dry. Unique 'twist and clean' cap on 250ml size; 120ml size has brush in bottle cap. Replaces 'School glue'.

Code	Size	1+	12+	36+
CDT251	120ml bottle	£2.15	1.56	1.24
CDT252	250ml bottle	£3.50	2.54	2.03



MINI STROBE

G011A

Top quality mini strobe with a very high light intensity for its size. Flash rate adjustable up to 15 flashes per second. Black steel case with adjustable mounting bracket.

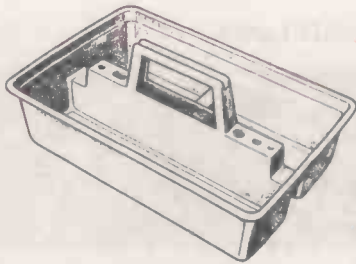
Flash rate	15 per second max.
Max tube power	15W @ 15 flashes/second
Power	220/240Vac 50Hz
Dims	125 x 85 x 55mm
Price	£22.95 10+ 14.92



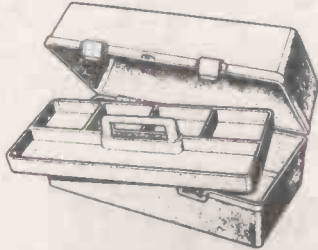
L300 Strobe light with circular reflector housed in veneered wooden cabinet. Variable speed control.

Power	240V ac 50Hz
Dims	150 x 150 x 120mm
G012	Strobe £24.95 5+ 16.00

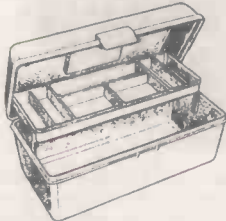
STORAGE CONTAINERS



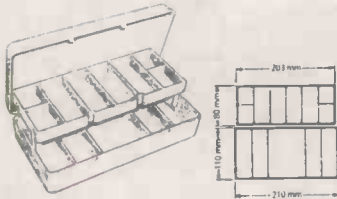
7050 Tool tray 380x250x100mm £1.95



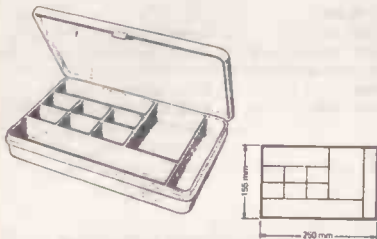
001 Tool Box with lift out tray 430x190x180 £12.95



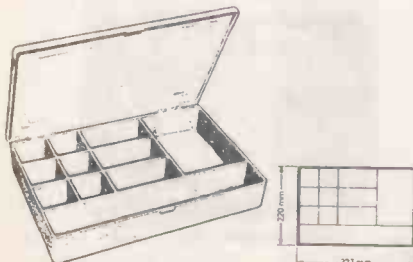
004 Single tray cantilever tool box 342x165x145mm £3.95



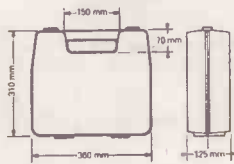
7033 Storage box with open out cantilever tray. 13 compartments. 210x110x50mm £1.99



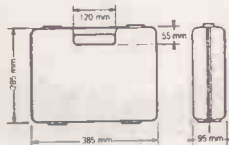
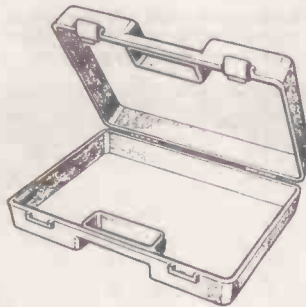
7034 Storage box with 10 compartments. 250x155x35mm £2.50



7035 Storage box with 11 compartments. 327x220x48mm £3.25




010 Tool & hobby case £5.95



020 Tool & Hobby case £5.50

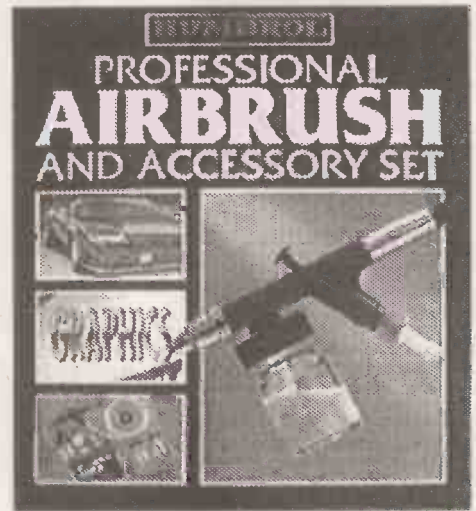
ABS Boxes

Professional quality versatile boxes for use where both cost and finish are important. Moulded in high impact ABS, they are easily punched or drilled to produce a professional looking end product. The lids are retained by machined screws into brass inserts. Printed circuit board slots are provided (except T3 and T4 which use self tapping screws). Available in black.



Type	Code	External Dimensions	1+	25+	100+
V207	T3	75 x 51 x 25	74p	0.51	0.41
V208	T4	111 x 57 x 22	92p	0.64	0.51
V210	MB1	79 x 61 x 40	£1.40	0.98	0.78
V213	MB2	100 x 76 x 41	£1.55	1.08	0.86
V216	MB3	118 x 98 x 45	£1.76	1.23	0.98
V215	MB8	150 x 80 x 50	£2.25	1.56	1.25
V217	MB5	150 x 100 x 60	£2.52	1.75	1.40
V220	MB7	177 x 120 x 83	£3.49	2.43	1.94
V218	MB4	216 x 130 x 85	£5.36	3.73	2.98
V219	MB6	220 x 150 x 64	£4.14	2.28	2.30

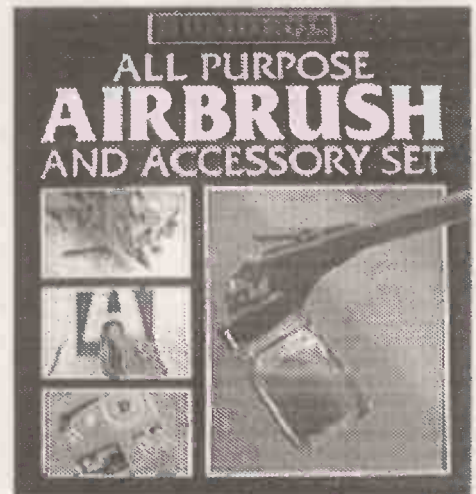
GRAPHIC STATIONERY



300065 Professional Airbrush & Accessory Set. Contains airbrush, 3 paint pots, extension for paint cup and power pack. **£46.50**

Power Units

302014 Standard size, 250ml **£3.25**
302021 Large size, 440ml **£5.35**



300034 All Purpose Airbrush & Accessory Set. Contains airbrush, 3 paint pots, power pack and instructions **£19.95**

The Ultimate Laser Copy Paper

After trying dozens of different papers to obtain the best possible copy quality, we've found a superb copy quality, we've found a superb copy paper from one of the larger paper merchants. It's called Huntsman Silk and its 115gsm weight just oozes quality. You need to see and feel it to appreciate its worth, so ask for a sample sheet if your interested in buying some.

HS115 50 Sheets **£2.50**
HS115B 200 Sheets **£8.00**
HS115 Ream of 500 sheets **£16.00**

INSTRUMENTATION



BATTERY TESTER Y126A
Compact universal battery tester on a keychain. 3 LED's indicate battery charge level. Tests all types from button cells to PP3.
Price £3.20 20+ 2.08



Y126 BATTERY TESTER
A compact dry cell battery tester capable of testing 15 voltage battery types from 1.35V hearing -aid batteries to 22.5V batteries. Test leads store in rear of case.
Dims 105 x 64 x 32mm
Price £3.95



Y126B BATTERY TESTER
A compact battery tester capable of testing most of the popular dry cell types under actual load conditions. Easy to read meter indicates battery condition at a glance. Tests PP3 (9V), AAA, AA, C, D, 4sr44(6V), 1.5V button cells and NiCad batteries.
Weight 190g
Dims 157 x 81 x 37mm
Price £4.95



Y126C BATTERY TESTER
An easy to use dry cell battery tester capable of testing a range from 1.5V up to 22.5V.
Dims 130 x 90 x 42mm
Weight 145g
Price £7.95



Y137N DIGITAL THERMOMETER
Dual channel inside/outside comparative temp with dual read out display. Dual thermocouple, one internal and one on a 3m extn lead. Free standing or mounted with Velcro strips supplied.
PRICES: £12.50 5+ 7.50



Y137M DIGITAL THERMOMETER
A dual sensor instrument designed for comparative measurement - eg inside/outside. Free standing or mounted with Velcro strips supplied. Remote sensor fitted with 3m lead. Built in digital clock
Range -20° to +70°C ±1°C
Resolution 0.1°C
Power P009H button cell
PRICES: £9.95 5+ 6.03




DIGITAL THERMOMETER/CLOCK Y137Q
A dual sensor digital thermometer for comparative temperature measurement, for example inside/outside temperature. The thermometer will display temperature in °C or °F, and includes a digital clock. The remote sensor can be mounted up to 3m away from the unit. The backlit LCD display makes it ideal for in-car use. Battery supplied.
Temperature range -50 to +70°C
Power 1 x AAA battery
Dims 107 x 25 x 13mm
Price £8.50 10+ 5.52



AQUARIUM THERMOMETER Y137P
A dual sensor digital thermometer designed for comparative measurements between water and room temperature. The external sensor can be attached to the glass within the tank with the sucker provided. The internal sensor measures room temperature. The thermometer can be attached to the aquarium with the strips provided.
Temperature range -50 to +70°C
Resolution 0.1°C
Power P009H button cell
Price £7.99 10+ 5.19

LIGHTING



Fluorescent Lamps

Attractive white fitting with ribbed perspex diffuser. On/off switch. Transistorised circuitry. Fitted cable. keyhole fitting.
Power.....12Vdc 8W tube Dims.....360 x 62 x 37mm

L1652 Single tube.....£7.95 10+ 5.31
L1655 Double tubes.....£9.95 10+ 5.93

XENON STROBE




Low profile, fully sealed weatherproof flasher containing a high intensity long life xenon tube. Reverse polarity protected. Typically used on alarm boxes as a visual backup. Blue lens. Two bolt fixing.
Power output.....1W
Voltage.....12V DC
Current.....150mA
Flash rate.....120/ min
Dims.....70(dia) x 64mm
Fixings.....2 x M5 screws on 56cm centres
L118A £8.50 10+ 5.18

Low cost torch



L120A QUARTZ HALOGEN SPOTLIGHT
Hand held quartz halogen spotlight with a 55W bulb, producing more than 250,000 candle power, directed by a concave, electro plated reflector. Supplied complete with hanging loop and 3.6m coiled lead with cigar lighter plug.
Power 12Vdc 55W
Dims 125 x 125 x 140mm (approx)
PRICES: £7.95 10+ 4.97

Outdoor Light



L1600 Weather resistant design with domed clear glass lens. 60W max. 190 x 120 x 100mm.
Price £4.50 10+ 2.48

PACKS AND KITS

Kit 1. THREE DIGIT PANEL METER and COUNTER MODULE Basic low cost counter. Two or more counter modules may be plugged together with 6-pin sockets & harness provided. Uses a single-unit 3-digit LED display. Built around the 14553 & 14551 chips. Box & battery provided. The separate COUNTER MODULE shows how to use the Kit as a counter. Has COUNT & RESET switches with debounce circuit built in to eliminate problems from noisy switches. 9V battery operation. £16.53

Kit 2. LCD TEMPERATURE METER Introduces 3 1/2 digit LCD and the very popular 7106 IC. This IC has been used in low-cost multimeters for over 13 years. We use it to measure temperature using an ordinary signal transistor as the sensor. Data sheets provided. Breadboard area so you can extend the circuit to build your own voltmeter, ammeter, resistance meter or extended-range temperature meter. Takes away the mystery of how multimeters work. Box provided. 9V battery operation. £29.80

Kit 3. LED DICE WITH SLOWDOWN. A kit to introduce you to electronics and circuit analysis. Seven LEDs arranged like a real dice face. Push the switch and the dice rolls then slowdown. Ingenious circuit design used to minimise components. Uses 14017 & 555. Box included. 9V battery operation. £9.70

Kit 4. INTRODUCTION TO A POWER SUPPLY Batteries soon become an expensive way to power your electronic kit and electronic games. This is a basic power supply using two 7805 regulators. Input up to 20V AC from a transformer or power pack. Two regulated outputs - fixed 5V, the other variable. Box provided. Good introduction to electronics. £11.48

Kit 5. STAIRWAY TO HEAVEN. A game of skill to turn on the Stairway of 6 LED's as the bi-colour LED flashes. Introduces you to several electronics basic circuits with a surprisingly difficult game to play. Box included. Good introduction to electronics. 9V battery. £9.79

Kit 6. ROULETTE LED. Electronic game. Ten LED's in a circle. One LED is turned on at a time to simulate the spinning of a roulette ball around the wheel. Uses voltage controlled oscillator circuit. 'Ball' gradually slows down and stops on a number. 'Ball' speed can be adjusted. Uses 9V battery. £12.44

Kit 7. 3V FM TRANSMITTER. The most powerful 'bug' available for its size, 3V supply and number of components. Guaranteed to transmit over 100 meters within buildings and to 500 meters in the open. Easily tunable in the FM band. Greater range at higher voltage and better aerial. £4.95

Kit 8. LIGHT ALARM. Detects very small amounts of light and sounds the piezo alarm. Put it in your cash box or cupboard. Uses Darlington photo transistor MEL12 and 14011 IC. Educational kit. £5.74

Kit 9. OSCILLATOR BUILDING BLOCKS. A learning module. Build and experiment with the Astable, Monostable and RS flip-flop Multivibrators on the one PCB. 6 LED's & 9V battery powered. See and understand exactly how each works. Good introduction to electronics. £5.65

Kit 10. TOUCH and CONTACT SWITCH. Both types of switch are built onto the one PCB so you can see and explore how each type works. A battery can power the touch switch (2 contacts) but a mains power supply (like DIY Kit 4) must be used for the touch plate (1 terminal) to work. High quality 12V relay rated at switching 240V/3A supplied. Uses 14011 IC. £8.05

Kit 11. INTRODUCTION TO LM3909. CONTINUITY TESTER & LONG-LIFE FLASHER. Most IC's operate in the 4V to 40V range. The LM3909 from National Semiconductor changed this. Two PCB's supplied. A 1.5V D cell will flash an LED for over two years. Use as an imitation car alarm. A second PCB connects the chip as a 1.5V continuity tester. Seven pages' documentation provided from National Semiconductor. £7.83

Kit 12. AUDIO-TO-LIGHT MODULATOR. Introduces the Optocoupler-triac MOC3010 and triac. Complete electrical isolation between input audio signal (low voltage circuit) and output light modulation (mains supply voltage levels) is achieved. £7.27

KIT 13. SOUND ACTIVATED SWITCH FOR TAPE RECORDER. Can be adjusted to turn on your tape recorder through its REMOTE plug. Has feedback and delay circuit for robust operation. Very sensitive. Proven circuit. Needs 6V plug pack for most stable operation. £7.52

KIT 14. 220V/240V STROBOSCOPIC LIGHT. Kit contains Xenon Flashtube as found on aircraft, camera flash units, signal beacons and disco lights. Adjust to flash from 1 every three seconds to 3 flashes per second. Caution: connects directly to mains power supply. Must be put in a suitable enclosed box before using. £13.94

KIT 15. 6V TAPE SWITCH FOR TELEPHONE. Record your phone conversations. Turns tape recorder on when the handset is lifted. Easy to connect to your phone line. Plugs into REMOTE & MIC jacks of your tape recorder. Best for 6V tape recorders. Educational Kit, not for illegal use. £7.27

KIT 16. FM TELEPHONE TRANSMITTER. Miniature transmitter which attaches in series to one of the two lines to your telephone. Transmits over 200 meters to an ordinary FM receiver. Transmits further if the FM receiver is near the phone line. Tune with ceramic trim cap. Uses the phone line as an aerial and power source. Not for illegal use. £4.95

KIT 17. LM386 AUDIO AMPLIFIER MODULE. This Kit is designed as a building block in other projects where a battery powered, variable gain audio amplifier is required. Data sheet from National Semiconductor included. £4.22

KIT 18. 9V FM TRANSMITTER. More powerful FM transmitter 'bug' than Kit 7. Tank oscillator coil built into the circuit board. Can be tuned anywhere in FM band. 9V battery operation. Over 400m range in the open depending on aerial used. £5.95

KIT 19. MAINS LIGHT DIMMER. Text-book light dimmer circuit using diac and triac. This circuit operates better than some commercial units. Does not flicker at low light levels. A choke and capacitor used to reduce RF noise which comes from the non-zero switching of the triac. Caution: connects directly to 220V/240V mains power supply. Must be put in a suitable box for regular operation. £8.05

KIT 20. 40kHz ULTRASONIC MOVEMENT DETECTOR CRYSTAL LOCKED. Matched 40 KHz transmitter/receiver pair of transducers detects movement at over 7 meters. Separate PCB for mounting the active units. Latch/reset PCB mounted switch on board. Sensitivity control. 9V battery operation. Transmitter is crystal locked using 40kHz crystal for maximum efficiency. £20.44

Kit 21. TWO STATION INTERCOM / HARD WIRED 'BUG'. Simple two wire intercom. Each unit with its own speaker, microphone and amplifier (LM386.) Can be modified to a hard wired 'bug'. With 4 strand ribbon cable the power to bug can be sent to the remote 'bug' unit from the receiving unit. £15.19

Kit 22. 9V XENON TUBE FLASHER. 9V battery powered xenon tube flasher. Transformer supplied. Wire is pre-wound on the bobbin but you must do the final winding of two outer coils. Full instructions provided. Trimpot to vary flash rate. Useful & educational. £13.99

Kit 23. LOW COST OPAMP FUNCTION GENERATOR. Cheap and simple circuit to generate square, (pseudo)sine and triangle waveforms in the audio range. Uses quad opamp LM348. £5.22

KIT 24. LOGIC PROBE. This is the most important piece of equipment for testing and measuring digital equipment. It is usually used in fault finding and testing but can also assist in design work and to find out how digital equipment works. Switch for either TTL or CMOS. Our own modern design using a PUT. Includes detection circuit for very fast pulses. Gives visual (3 LED's) and audio (piezo buzzer) response. £9.13

Kit 25. 220/240V MAINS TIMER. A 1 to 5 minute timer for the mains 200/240V power supply using standard electronic building blocks. Uses LM358 and BT136 triac. Has START & RESET buttons. Educational Kit mounts on box provided to show how it works. Caution: uses mains 200/240V power supply. Kit must be safely placed in closed box for routine use. £12.14

KIT 26. FIBRE OPTIC AUDIO LINK. Allows you to send sound through plastic 1mm fibre optic cable. Matched transmitter/receiver pair from Motorola. Two circuit boards with a microphone at one end and a speaker at the other. 14 feet fibre optic cable supplied. Will work over 200 meters. £28.06

KIT 27. TDA7052 1W AMPLIFIER MODULE. A 1W power amplifier building block designed to be part of a larger project needing a low power battery operated operation into an 8 ohm speaker. £4.87

Kit 28. SOUND ACTIVATED FM TRANSMITTER A sound activated switch and an FM transmitter joined together to make a sound activated FM Tx. Set the level of sound that it will respond to. Two stage transmitter needs tuning to get best results. Tuning Kit & instructions enclosed. Transmits up to a Km in the open depending on the aerial used. £8.95

KIT 29. COMBINATION LOCK. An introduction to a basic but fully working combination lock. Separate touch pad with 9 pads. Lock is reset if an incorrect digit is pressed. Relay capable of switching 240V supplied. 12V operation. Robust and versatile. £11.31

Kit 30. PIR MOVEMENT DETECTOR Modern design for PIR detector. Uses movement IC to replace the usual collection of op-amps & amplifiers. Has PCB mounted Fresnel lens. IC has circuits to turn off detector in day light. Two levels of sensitivity. £30.45

Kit 31. 9V SIREN A surprisingly loud siren for such simple circuit. Uses voltage controlled oscillator. Half watt, 8 ohm speaker supplied. 9V operation. Ideal to attach to an alarm system which needs an sound module. £4.23

Kit 32. TWO STAGE FM TRANSMITTER Our most powerful FM 'bug' to date. A two stage FM transmitter with an RF transistor (2N3563 or ZTX320) in its output stage. 9V operation. On/off switch mounted on the PCB. £6.95

Kit 33. LOW VOLTAGE TAPE RECORDER SWITCH Kit 15 was designed to switch on a standard 6V tape recorder when the phone was used. This is a redesign using an FET to switch low voltage tape recorders as low as 1.5V. Tape recorder will turn on when the phone is used. Plugs into REMOTE & MIC jacks of recorder. £6.09

RAILWAY MODELLERS PROJECT KIT

Many hundreds of these popular kits have already been sold since being published in our 'Modellers Guide to Electronics'. This gives full constructional details of all projects and is free on request. The kits are supplied with all necessary components and circuit board. Boxes are not included as in many cases projects will be built into existing equipment.

K621 Power Supply Unit. Uses train transformer to provide a 'clean' stabilised 12V supply for projects from 15Vac.

Price £2.75 10+ 1.82

K622 Flickering Fire. Simple circuit that created the effect of flickering flames in engine fire boxes or trackside bonfires.

Price £1.50 10+ 0.99

K623 Simple signalling system. Reed switches in the track are operated by loco; signals are changed from green to red as train passes. Manual reset/over-ride.

Price £2.95 10+ 1.95

K624 Level Crossing Lights. As a train approaches the crossing the red LED's will flash. A second reed placed in the track after the crossing will turn them off.

Price £2.60 10+ 1.72

K625 Two Tone Horn. A simple circuit operated by a changeover switch.

Price £2.95 10+ 1.95

K626 Points Controller. Another small circuit that allows the heavy current required by points solenoids to be controlled by a small switch.

Price £3.10 10+ 2.05

K627 Steam Whistle. This is a more complex circuit, but simulates the sound quite accurately. Needs an amplifier and speaker.

Price £3.50 10+ 2.31

K678 1 Watt Amplifier. A simple IC based circuit designed to run off 12V. Use with steam whistle and chuffer kits.

Price £3.50 10+ 2.35

Following on from the initial 7 kits, another 8 have been designed and a booklet giving circuitry and constructional details of these is now available, price 50p, or free with any project.

K671 Simple Controller. Basic kit with one output that will enable a trains speed and direction to be controlled. Case supplied.

Price £11.95 10+ 8.00



K672 Advanced Controller. This kit simulates the inertia of a train, by providing slow acceleration even if the speed control is turned rapidly, and also allows the train to 'coast' when the power is turned back to zero. For more rapid braking, there is a stop button. Supplied with case.

Price £9.95 10+ 6.65



K673 Optical Sensor. An alternative to magnets and reeds - this kit uses a lamp one side of the track and a sensor the other. When the train interrupts the beam, a relay operates.

Price £4.50 10+ 3.02



K674 Infra Red Sensor Transmitter. A more sophisticated version of the above kit.

Price £1.75 10+ 1.17

K675 Infra Red Sensor Receiver. Use with above Transmitter.

Price £4.95 10+ 3.32

K676 Chuffer Sound Effect. A novel kit accurately reproducing the chuffing noise of a steam loco. Needs amp and speaker.

Price £2.50 10+ 1.68

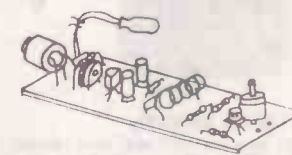
K677 Automatic Chuffer. A more sophisticated version of the above kit - the kit controls the chuffing rate by sensing the track voltage, so the faster the train goes, the faster it chuffs. Needs amp and speaker.

Price £2.95 10+ 1.98



K679 Automatic Reverse. This kit will reverse the direction of a train when it passes over a sensor in the track. Ideal for non-circular layouts.

Price £4.00 10+ 2.68



K647 9V FM transmitter kit. PCB 59x21mm. All parts and instructions to build this transmitter that operates on 88-108MHz and has a range of up to 1 mile. Powered by PP3 battery. £6.95



K648 Sub min FM transmitter. PCB only 33x15mm. All parts and instructions to build this transmitter that operates on 88-108MHz. Powered by a single watch cell (supplied). £6.95

K690 Electronic Rev.Counter. 2 range model, 0-1000 + 0-10,000 RPM with direction indicator. Requires 15-0-15V supply. £19.95

Adventure with Electronics Kit

Adventures with ELECTRONICS



Tom Duncan

Based on the book by Tom Duncan, the carefully chosen selection of parts enables the complete beginner in electronics to make working projects on the 'breadboard' supplied. No soldering is required, as the components simply push in the holes in the S-Dec breadboard to make contact. Apart from showing how to build specific projects, the book contains a wealth of information on the subject generally, all written in a very readable manner. All parts are supplied in a strong compartment tray with hinged lid. Things to make include simple lamp and battery circuits, parking light; rain detector; fire alarm; flashing lamp; morse buzzer; burglar alarm; organ; metronome; siren; intercomm; 3 radios. timer; computer counter, everything supplied including wire and sleeving - you just need a 4.5V battery.

BP651 Book £8.95

K651 Kit £22.95 10+ 15.30

Adventures with Microelectronics Kit

As with the previous kit, this includes all the parts to build numerous projects, all based on integrated circuits. Again a breadboard is used so no soldering is required, and all the parts can be used again and again. All parts are supplied in a strong compartment tray with hinged lid. Things to make include two tone door bell; warbling wailing siren; two octave organ. light counter, reaction timer; MW/LW radio etc. All that is required is a 9V battery.

BP652 Book £8.95

K652 Kit £31.95 10+ 21.30

Adventures with Digital Electronics Kit

This kit is based on the above book, details of which are shown on P17 All parts are included and supplied in a strong hinged plastic case.

BP653 Book £8.95

K653 Kit £52.95 10+ 35.30



The 10 in 1 Kit

A collection of ten interesting and useful projects constructed on a breadboard

- 1 Signal Injector
- 2 Battery Tester
- 3 Audio Amplifier
- 4 Continuity Tester
- 5 Light Activated Switch
- 6 Siren
- 7 Morse Buzzer
- 8 Organ
- 9 Reaction Game
- 10 Metronome

Copyright 1992 Produced by Greenweld Electronics Ltd, 27 Park Road, Southampton, SO1 3UQ

K644 10 in one Kit. Mini electronic kit ideal for beginners - no soldering required. Build 10 exciting projects - kit contains breadboard and all parts needed to build any of the following great projects! Signal Injector, Battery tester, Audio amplifier, Continuity tester, Light activated switch, Siren, Morse buzzer, Organ, Reaction game, Metronome. All for £9.95

De Luxe Etching Kit

High quality plastic tray 285 x 165 x 42mm with clip-on lid for both etching boards and keeping kit together. Contains 2 packs Ferric Chloride, abrasive polishing block, etch resist pen with spare tip, two sheets of single sided photo resist coated board 160 x 100mm, 2 sachets developer, 200 sq ins. assorted single and double sided copper clad board, 1 pack DEK99 transfers, full instructions.

Order Code K662

Price £15.95 10+ 11.39

PC Etching Kit Mk V

Many thousands of these popular kits have now been sold, establishing it as one of the most successful. Each kit contains an etching tray, Ferric Chloride, Etch resist pen, 100 sq ins assorted copper clad board, abrasive cleaner and full instructions.

Order Code K661

Price £5.95 10+ 4.25

GREENWELD

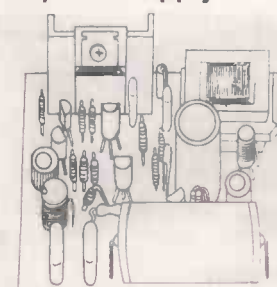
PC ETCHING KIT MK V

CONTAINS

- FERRIC CHLORIDE
- 100 SQ INS PC BOARD
- ETCH RESIST PEN
- ABRASIVE CLEANER
- ETCHING TRAY
- 1mm THICK DRILL BITS
- INSTRUCTIONS



Variable power supply kit



Simple kit using our Z660 power supply to give a 10 watt variable output from 4-20V, fully stabilised. Only needs 2 components added! Input must be at least 3V above max required output. Circuit features overload/short circuit protection and thermal cut-out.

SPECIFICATIONS:

Input 7-25V DC, 1.5A

Output 4-20V DC variable 10 watts max

Size 50x50x21mm

Weight 37.7g

Order code K642

Price £5.95

RADIOS




B118G MULTI-BAND RECEIVER

A compact, high sensitivity multi-band radio receiver covering Air, PB, WB, TV1, FM & CB bands. Rod antenna, earphone jack and DC adapter jack. Takes 4 x AA batteries (not included). Complete with carrying strap.

Frequency coverage:

CB.....	1-80 Channels
TV1.....	58-87 MHz
FM.....	88-108 MHz
Air.....	108-136 MHz
PB.....	145-176 MHz

B118G..... **£18.95**



10-BAND RECEIVER **B118CA**

A compact 10-band radio receiver covering FM, LW, MW and seven short wave bands. A built-in ferrite bar antenna receives the MW and LW transmissions and the telescopic rod antenna receives FM and SW transmissions. The tuning LED lights when a strong signal is present.

Frequency coverage:

FM	88 - 108MHz
MW	530 - 1600kHz
LW	150 - 270kHz
SW1	4.75 - 5.10MHz (60m)
SW2	5.85 - 6.20MHz (49m)
SW3	7.10 - 7.50MHz (41m)
SW4	9.45 - 9.90MHz (31m)
SW5	11.50 - 11.95MHz (19m)
SW6	15.10 - 15.55MHz (19m)
SW7	17.45 - 18.00MHz (16m)
Power	3Vdc 150mA (2 x AA batteries)
Dims	160 x 78 x 35mm

B118CA **£17.95** 6+ 10.62



MULTI-BAND RECEIVER **B118E**

A compact 4-band radio receiver with PLL synthesised tuning, auto frequency scan, LCD frequency display, clock, alarm and 20 programmable frequency memories. AM/FM/LW and SW receiving. The tuning LED lights when a strong signal is present.

Frequency coverage:

AM	531 - 1602kHz
FM	87 - 108MHz
LW	146 - 281kHz
SW	5.95 - 15.60MHz
Power	4 x AA batteries (not supplied)
Dims	195 x 40 x 120mm

B118E **£37.95** 3+ 24.93



15-BAND RECEIVER **B118F**


A compact 15-band receiver covering FM, LW, MW and 12 short wave radio bands. A built-in ferrite rod receives the LW band and MW transmissions and a telescopic rod aerial receives the FM and SW transmissions. Band selection, volume and tune is by slider control. The tuning LED lights when a strong signal is present.

Frequency coverage:

FM	88 - 108MHz
MW	150 - 270kHz
LW	530 - 1620kHz
SW1	3.1 - 3.3MHz (90m)
SW2	3.7 - 3.9MHz (75mm)
SW3	4.5 - 5.1MHz (60m)
SW4	5.85 - 6.23MHz (49m)
SW5	6.95 - 7.42 (41m)
SW6	9.45 - 9.95MHz (31m)
SW7	11.55 - 12.23MHz (25m)
SW8	13.4 - 14.15MHz (21m)
SW9	14.85 - 15.7MHz (19m)
SW10	17.35 - 18.35MHz (16m)
SW11	20.80 - 22.15MHz (13m)
SW12	24.95 - 26.50MHz (11m)
Power	4 x AA batteries (not supplied)
Dims	200 x 140 x 50mm

B118F **£23.95** 5+ 15.63

SUBSTITUTION BOXES



T222 A neat swivelling disc provides close tolerance substitution resistors of 36 preferred values from 5R to 1M. Simply fix clips into circuit and swivel until optimum result is achieved.

T222 **£8.95** 5+ 5.93



NIGHT SECURITY SENSOR **F603A**

Swivel mounted passive infra red sensor for the detection of body heat. The mounting arrangement allows horizontal and vertical swivel of 180°, allowing difficult to reach areas to be covered by the beams. A built-in adjustable photo detector prevents daylight operation. Adjustable timed on period. Provided with a walk test LED.

Detection range	200°C (fan shaped) 15m
Auto reset time	9 secs to 10 mins (adjustable)
Lighting load	2kW Incandescent, 1kW fluorescent
Power	220/240Vac 50Hz

F603A **£24.95** 6+ 16.00

SOLDERING IRONS AND EQUIPMENT

Solder Suckers



T133 High suction pump with automatic ejection. Finest quality all-metal construction. Heavy duty return spring and close tolerance manufacture give extra-high suction. Teflon nozzle. Gold and black.

Dims	19(dia) x 192mm
T133	£3.95 10+ 2.41


T135 Standard quality pump for general use. All metal body. Teflon nozzle. Red and black.

Dims	20(dia) x 195mm
T135	£2.95 20+ 1.56

T136 Replacement nozzle for desoldering pumps T133 and T135. Heat resistant Teflon.

Price	85p 20+ 0.43
-------	--------------

De-solder Braid



G035 Desolder braid. 'Solda Mop' by Servinol. 1.5m length of braid in plastic dispenser.

G035 **£1.30** 50+ 0.81

60/40 tin/lead resin cored solder for electrical/electronic soldering.

Solder



G001 500gm reel 18g multicore solder.


Price **£5.50** 10+ 4.28 25+ 3.43

G002 500gm reel 22g multicore solder.

Price **£5.95** 10+ 4.65 25+ 3.72

G018 Card containing 1.83 of 18g multicore..... 70p

G022 Card containing 2½m of 22g multicore solder..... 70p




Y061Z SOLDERING AND SERVICE AIDS

The SK30m kit offers a 25w soldering iron, holder, desolder pump, solder, helping hands and a range of tools, all contained in a black moulded plastic carrying case.

Power	220/240Vac 50Hz
Dims	320 x 250 x 70mm
Weight	1.48kg
Price	£22.95

TOOLS

Files



T1595 Needle Files. A pouch containing 10 various profiled files 140mm long for precision work at an economical price.
Prices..... £2.30 10+ 1.50

Tool Kit



N2688A A model making 30 piece tool kit, containing: 3 knife handles (light, medium and heavy duty), fine blade handsaw, sanding block, mitre block, scriber, tweezers, miniature screwdriver, 24 knife blades. All contained within a compact plastic case.
Price..... £13.95 10+ 9.18



Y0048 16 Piece precision knife set consisting of 2 lightweight blade holders, one heavy duty blade holder and 13 blades in a variety of shapes and sizes. All contained within a hinged plastic case with magnetic blade holder.
Prices..... £8.95 10+ 5.81

4pc Circlip Plier Set




Price..... £6.95 10+ 4.35
T213 Circlip pliers with 4 detachable heads for internal and external use. 2x180°, 90°, and 45° Effective range 10-50mm. Indispensable tool.

Wire Strippers



T1265 Automatic wire strippers. Will cope with insulated wire up to 6mm² dia and will strip up to 20mm. Incorporates cable cutter.
Prices..... £2.95 10+ 2.00

Low Cost G-Clamps



Now available in two sizes
1512 6" £3.95
1515 8" £4.95

POCKET



Y006C PRISMATIC MAGNIFIER
Credit card size fresnel lens, plastic
PRICES: 35p 100+ 0.20

PRECISION



Y006E PRECISION MAGNIFIER
Fixed focus lens fits over graduated scale for magnified measurement. Metric and Imperial scales. All metal construction that folds flat. Vinyl wallet supplied. Size 53x48x39mm
PRICES: £7.20 10+ 4.68

Miniature Tools



T105 120mm long side cutters, red insulated handles.
Prices..... £1.95 25+ 0.95



T106 125mm long snipe nose pliers, red insulated handles
Prices..... £1.95 25+ 0.95



T1073 120mm long combination pliers, serrated jaws. Side cutters. Red insulated handles.
Prices..... £1.95 10+ 0.95



T1074 120mm long end nippers with red insulated handles
Prices..... £1.95 10+ 0.95



MD316 Mini Drill Precision geared plastic mini drill. Brass chuck will hold bits up to 1.2mm. Drill bit storage in handle. Length 115mm
MD316 £1.95 36+ 1.10




T170 Precision PCB mini-drill. Nominally 12V DC, but works from 5-14V. Supplied with collett or 0.8-1.2mm bits, +1mm bit. Power input via 3.5mm plug. On/off switch. Current 250mA no load to 3.5A stalled. 6000rpm no load speed. 35mm dia x165mm long
T170 £6.95 10+ 4.06



BOOKS



Build Your Own Electric Vehicle
Bob Brant - This book owes its shape to Stacey Pomeroy, the How-To Acquisitions Editor at Tab/McGraw-Hill. Stacey and the marketing team reasoned that, beyond actually building an electric vehicle it was also important to address the broader issues and expand on the past, present, and future of electric vehicle technology.
187x234mm, 310 pages. Softcover, 1994
ISBN 0 8306 4231 5
Order Code: MH222 **£13.95**




Troubleshooting and Repairing VCR's 2nd Edition
Gordon McComb - A guide to fault finding, maintenance and repair of video recorders, for non-experts. This book takes you through all the basic cleaning and repair techniques, that do not appear in the user manuals. Sections on what to tweak and what not, when to consult a professional, what to do when coffee is split inside a VCR, etc. Save a fortune on unnecessary repair shop visits.
190x240mm, 400 pages. soft cover, publication date 1991
Order Code: MH102 **£23.95**




Troubleshooting and Repairing Audio & Video Cassette Players and Recorders
Homer L Davidson - A guide to repairing domestic equipment of all levels from cleaning to component level fault finding. Items covered include personal stereos, ghetto blasters, portable cassette recorders, car and home CD players, VCR's and camcorders. Hint and tips are available for all makes of equipment plus complete schematics for selected items and manufacturers. This coupled with a clear text and diagrams make this book a must for any repair technician, or anyone else who has lost hope of having domestic equipment repaired.
190x240mm, 414 pages. soft cover
Order Code: MH161 **£15.95**

Compact Disc Player Maintenance and Repair Manual
Gordon McCombs - Specific guidelines for maintaining and repairing more than a 100 brands of CD players. Packed with quick and reliable answers to the problems of maintaining and repairing CD players, this illustrated do-it-yourself guide takes the apprehension out of first-time repairs. "A valuable accompaniment to a CD purchase... should be in the reference library of anyone who owns or is planning to own a CD player" (Midwest Book Review)
190x235mm, 244 pages. soft cover. publication date 1987
Order Code: MH137 **£11.95**




Photocopier Maintenance and Repair Made Easy
Eric Kuaimoku - Although your photocopier might look like a complicated bundle of machinery, you can keep it running trouble free without the help of costly professionals. No experience is necessary! With this money-saving guide and a few low-cost tools and cleaning supplies, you'll be able to locate and solve most of the problems you'll ever encounter. Step-by-step instructions and dozens of helpful illustrations show you how to troubleshoot and repair the basic components found in virtually all photocopiers.
189x234mm, 197 pages. Softcover, 1994
Order Code: MH229 **£11.95**


All Thumbs Guide to Telephones & Answering Machines
Gene B. Williams - Keep your telephones running trouble free with this money-saving All Thumbs Guide - no experience necessary! Gene B. Williams' clear step-by-step instructions make it easy to safely troubleshoot, test, and repair problems with virtually every type of telephone and answering machine
188x285mm, 129 pages. Softcover, 1994
Order Code: MH226 **£7.95**




The Laser Cookbook
Gordon McComb - A hands-on introduction to laser theory and operation, with over 80 practical and easy-to-follow projects. These projects range from simple acoustic modulation of laser beam to super-accurate interferometers that precisely measure the speed of light, light wave-lengths, and light frequencies. It is well written, amply illustrated, and lots of fun." (Modern Electronics).
190x235mm, 404 pages. soft cover, publication date 1988.
Order Code: MH133 **£18.95**



Homemade Holograms: The Complete Guide to Inexpensive, Do-it-Yourself Holography
John Lovine - This is an ideal 'first step into the fascinating world of holograms. The author describes new procedures - using equipment readers can make themselves - that take the complexity out of producing simple white light reflection and transmission holograms of people, as well as computer graphics, and solid objects.
190x235mm, 235 pages. soft cover, publication date 1990.
Order Code: MH144 **£11.95**




Homemade Lightning: Classical Experiment in Electronics
R A Ford - This electronics enthusiast's guide to designing, building, and using classic high-voltage generators and associated equipment. There is a fascinating collection of experiments that reveal the wide-ranging impact of electrostatics on such topics as motor design, aerodynamics, gravity, photography, and meteorology.
190x235mm, 194 pages. soft cover, publication date 1990.
Order Code: MH149 **£11.95**




Kirlian Photography A Hands-on Guide
John Lovine - In *Kirlian Photography*, John Lovine gives you all the hands-on-guidance you need to produce Kirlian photographs using standard 35mm or video cameras. You'll also learn about the history of electrophotography and many of its possible applications in medicine, industry, and the military. Especially illuminating is his discussion of the "phantom leaf" aura that continues to baffle scientists.
ISBN 0-8306-4457
187 x 233mm, 133 pages. Softcover, 1994
Order Code MH 222 **£14.95**

The Secret Life of Quanta
Dr M Y Han - Less than one hundred years ago life was simple: a wave was a wave and particle a particle. At the turn of the century, however, things became more complicated when it was found that waves could be particles and particles could be waves - and so was born quantum mechanics one of the most significant and successful scientific theories. *The Secret Life Of Quanta* explores this fascinating theory in a user friendly manner and some of its uses in a range of fields from biology to electronics.
237x158mm, 183 pages. Hard Cover.
Order Code: MH168 **£14.95**




Fantastic Electronics
John Lovine - An eclectic blend of twenty three science and electronics projects for anyone who has an interest in the world around them. Topics covered range from genetics - recombinant DNA and genetic engineering in the home laboratory - to Kirlian Photography (auras and other such peculiarities), taking it along the way of negative ions, bio-feedback, ELF, Geiger, counters, magneto, hydrodynamics, plasmas, air pollution, holography, and much more. Not to be missed off any book list.
190x240mm. Soft Cover, Publication date 1993
Order Code: MH165 **£14.95**




Microwave Oven Repair (3rd Edition)
Homer L Davidson
A step by step guide to repairing microwave ovens that covers all aspects of modern ovens from magnetron replacement to mending defective switches and performing leakage tests. Includes dozens of circuits used in many oven made by various manufacturers, and specific solutions to more than 200 common microwave oven faults.
ISBN 0-07-015678-8
1994 Paperback. 215 x 235mm, 455 Pages.
Order Code MH261 **£20.95**



Electric Motors and Control Techniques (Second Edition)
Irving M Gottlieb
Perfect for anyone who works with or is interested in electric motors, this practical guide explains how different type of motor operate, and how electronic control devices can be used to improve efficiency in a wide range of applications. Update and expanded to cover state of the art digital stepper motors and microprocessor controls, as well as new motors and control techniques for electric vehicles.
1994 Paperback. 215 x 235mm, 294 Pages.
ISBN 0-07-024012-4
Order Code MH253 **£20.95**



The Dishwasher Manual (New Edition)
Graham Dixon-Comprehensive guidance on DIY repair and maintenance of all makes of dishwasher machine, in a step-by-step guide.
Hardback. 270x210mm, 132 pages, 225 illustrations
ISBN 1 85010 866 8
Order Code: HP115 **£12.99**



The Washing Machine Manual (2nd Edition)
Graham Dixon - Comprehensive guidance on DIY repair and maintenance of the household washing machine.
Hardback. 270x210mm, 192 pages, 326 illustrations.
ISBN 1 85010 860 9
Order Code: HP118 **£12.99**

EVERYTHING ON THIS PAGE 2 FOR THE PRICE OF 1
 (Except where prices are indicated by **SALE** flag)

CONNECTORS

AUDIO/VIDEO

PHONO



Z3525 Phono plugs - the old fashioned type with 2 part hard plastic cover held on with metal sleeve. Pack of 40 £2.00; 1000+ 0.03

DIN

Z3813 4 pin plug with pivot 10/£1; 100+ 0.06
Z5760 Standard 5 pin 180° black. Normally 44p each. Pack of 100 £15; 1000+ 0.07
Z3811 5 pin 240° plug and in-line socket. Normally 85p/pair. 6 pairs for £2; 100+ 0.20
Z3812 5 pin 240° in line socket 10/£1; 100+ 0.06




Z1715 PC mounting 6 pin DIN socket made by Cliff. 100/£10.00
Z1716 PC mounting 7 pin DIN socket 100/£10.00
Z2055 8 pin DIN socket, PC mounting. Price 6/£1
Z1868 5 pin DIN 180° socket. Panel mounted by means of a press on clip at the back. Price 10/£1.00



Z2025 14 way DIN type line sockets with locking sleeve. Price £1.00

JACK



Z2059 3.5mm Chassis socket, 3 terminals 8mm nut is missing. Pack of 20 for £1.00
Z5791 Super quality mono 3.5mm switched socket with chrome fixing nut, at a give away price. Pack of 15 £2.00; 100+ 0.09; 1000+ 0.07

D




X3130 15 way D plug, right angle PCB mounting. Gold plated. 4/£1.00; 100+ 0.15
Z2429 15 way 'D' connector sliding lock retainer by ITT type DA51220-1. DP ??? Only £1.00; 100+ 0.40
Z3518 15 way right angle gold plated socket 4/£1; 100+ 0.15



Z3519 25 way right angle gold plated socket 3/£1; 100+ 0.25
Z1505 25 way angled solder socket 60p
Z2397 25 'D' type shells. Can be used as either plugs or sockets, according to pins fitted. (No pins available). Pack of 6 for £1.00



Z5080 Right angle PCB mounting 25w 'D' Plug in plastic housing by AMP, HDP-20. Gold plated contacts. Price Pack of 24 £5.00; 100+ 0.10; 1000+ 0.06
Z2005 25 way 'D' PC right angle mounting plug. Price 50p
P1944 23 pin D plug, solder bucket for use with the Amiga. £1.50; 25+ 0.90
Z5144 Pack of 10 25 way 'D' hoods with clamps and screws. £1.50



Z3520 37 way right angle gold plated socket 2/£1; 100+ 0.35
Z2430 37 way 'D' type plug, IDC type. Only £2.00; 100+ 1.00
Z2003 37 way 'D' cover, plastic. Price 80p
Z3038 50 way D type IDC socket by Thomas & Betts. £2.00



X5729 Set of 3 back to back connectors - one each of:
 25W D socket - 25W D socket
 25W D socket - 25W D plug
 25W D socket - 36W Centronics plug.
 These are not 'straight through' connectors, but covers are easily removable to wire in any way desired. Price for all 3: £3.95

CO-AX



Z3526 Panel mntg (flush) plastic coax socket. Pack of 25 £2.00; 100+ 0.06; 1000+ 0.04
Z2854 Coax joiner - this is a back to back plug. Nice quality. Pack of 10/£2.00
Z1406 Flush mounting coax socket with plastic surround. Normally 32p. Prices 10/£1.50; 100/8.70; 1000/60.90

BNC, TNC, etc

Z3014 Standard 75R BNC Plug. Cat price 99p. Superdeal 5 for £2.00; 100+ 0.25; 1000+ 0.20
Z2113 BNC free plug. Only 75p
Z3794 BNC twist on straight plug from RS Components Ltd. Their price 2.48. Our Price £1.00
Z2022 BNC PCB mounting socket. 50R by Belling Lee. Price £1.00
Z2021 Right angle PCB mng 50R BNC socket £2.50
Z2040 BNC Bulkhead Socket 50R. DP £4.44. Our Price £2.00
Z2849 TNC-SMA Adaptor by Astrolab type 29068-2. Square flange 4 hole fix chassis mounting. High quality gold plated individually bagged. £2.00
Z1987 75R Sealectro miniature RF connector type 50-107-0000. List price £3+. Our Price £1.00

MULTIPLE PLUGS & SOCKETS

SIL & DIL



Turned Pin SIL sockets and plugs
 These are made by Harwin and can easily be broken into a smaller number of ways if required.
Z3449 12 way. Pack of 15 £2
Z2159 Turned pin SIL socket, 7 way notched so can be easily broken into any number of ways. Gold plated. Pack of 25 for £1.00
Z1548 32 way turned pin header plug, gold plated. List £2.40 each. Our prices 80p; 10/5.20; 100/39.15
Z1571 10 way, 0.1" pitch header plug, gold plated. List 51p. Our prices 20p; 10/1.30; 100/8.70

Square Pin

4030-03 3 pins. Price 10/60p; 100/3.50; 1000/26.00

X3241 Track pins - for connecting tracks on opposite sides of a PCB. They come in strips of 50 pins which snap apart upon insertion. For 0.84mm dia holes. Pk/100 £1.00

SALE PRICE £2.95

EVERYTHING ON THIS PAGE 2 FOR THE PRICE OF 1

(Except where prices are indicated by **SALE** flag)

Pay the price shown per item or pack - you'll receive double the quantity!

DIP Sockets

- Z1892** 14 way gold plated wirewrap DIL sockets
Price 20p
Z5239 18 way GP wirewrap by Verob. Tube of 10
£3.00
Z1684 24 pin IC socket. Pack of 10 for £1.00
Z3170 DIL to QIL socket 16 pin. Pack of 20/£1



Z2007 Z739

- Z2007** IDC 14 way DIL plug. Normally £1.00.
Price 3/£1.00; 100+ 0.17
P5430 14 pin DIL header plug, gold plated solder type. As listed in our catalogue at 65p - special purchase price 3 for £1.00; 100+ 0.16; 1k+ 0.12.
Z739 40 way DIL header plug, gold plated. 3 for £1.00

PLCC & PGA



Z3601 Z3442

- Z3699** 44 way PLCC socket. Std 0.1" grid. List 361. Our Price £1.00
Z3442 PLCC socket 68 pin. DP 3.50. Our Price £1.50; 25+ 1.00
Z2871 PLCC socket 13x13 114 pin DP 5.18. Our price £2.00
Z3601 PGA sockets, 16x16 159 way. £3.00; 25+ 2.00
PGA sockets in various numbers of ways. These normally sell for around 3.50-8.00 each. Now look at our prices!
- | | | | |
|--------------|---------|-------|-------|
| Z3443 | 68 way | 10x10 | £1.00 |
| Z3444 | 68 way | 11x11 | £1.00 |
| Z3445 | 121 way | 13x13 | £2.50 |
| Z3446 | 169 way | 17x17 | £3.00 |

EDGE CONNECTORS

(GP = Gold Plated)
0.1" pitch



Z2155 Z2114 Z5083 Z2061 Z2426

- Z2155** Back to back 0.1 pitch card edge connector. The plastic moulding has room for 12 double sided contacts, but only numbers 3, 4, 5, 6, 7, 8, 9 and 10 are fitted. Gold plated. Price for pack of 10 £1.00; 100+ 0.05
Z2114 34 way IDC card edge socket 2/£1.00; 100+ 0.25;
Z5083 40 way IDC ribbon cable terminating card edge connector. Gold plated. Price for pack of 10 £2.00; 100+ 0.10; 1k+ 0.06
Z2061 Edge connector, 0.1 DS 25 way. Right angle PC mounting. Price £1.50
Z2426 25 way double sided 0.1" pitch edge connector, gold plated, solder tags. Only £1.00



Z1828 Z3611 Z3612

- Z1828** 31 way double sided 0.1" pitch gold plated PC mntg. £1.00
Z3611 0.1" pitch 36 way double sided. £1.50; 100+ 0.85
Z3612 Bit of an odd one this - 0.1" pitch 60 way. 6 ways either end are double sided, rest are single sided. No pin at position 7. £1.50
Z742 Polarising key. Pack of 10 for 50p



Z2154

- Z2154** 29 way double sided 0.1 pitch, gold plated edge connector (pin 5 missing) for right angle PCB mounting clipped onto plastic bracket. Price £1.00; 25+ 0.60; 100+ 0.35



Z9661 Z9662 Z9660 Z9667

- Z9661** 15 way double sided; pins 1, 12 & 14 missing. GP, PC mntg 40p
Z9662 23 way double sided, pin 3 missing. GP, wirewrap 140p
Z9663 24 way single sided GP PC mntg 80p
Z9664 24 way double sided GP PC mntg 140p
Z9665 25 way single sided GP PC mntg 82p
Z9660 32 way single sided GP, solder tags 110p
Z9667 40 way double sided GP, solder tags 220p

- X3237** Bracket for fixing edge conns to chassis (suit Z9662-5). Pk 20/£1.00

0.15" pitch



Z9681 Z9683 Z9684

- Z9681** 8 way, pin 4 missing GP PC mntg 40p
Z9683 40 way single sided GP Solder tags 140p
Z9684 40 way double sided GP wirewrap 195p

0.156" pitch

- Z9703** 18 way single sided GP solder tags 90p



Z3763 Z2575

- Z3763** 50 way GP IDC PC mntg plug with ears. £1.00
Z2575 Low cost 20 way plug and IDC socket 70p/pr



Z3613 Z2594 Z3614

- Z3613** 0.125" pitch 40 way double sided, right angled. £1.50
Z2594 50 way DS 0.125" pitch edge connector. PCB mntg. Only £1.00
Z3614 0.125" pitch 50 way double sided. £1.90



Z2428 Z2540 Z2313

- Z2428** PC mounting edge connector, 13 way double sided 0.15" pitch. Gold plated. Pack of 2 for £1.00; 100+ 0.25
Z2540 Edge connector, 10 way DS 0.156" pitch, gold plated with fixing holes. 2 for £1.00
Z2313 12 way DS edge connector for C64 computers (0.156") £1.00



Z2382 Z5082 Z3615 Z5299

- Z2382** Double row 0.1 socket PCB/chassis mounting 16 way x 2 but only 1 row of pins. Pack of 5 for £1.00
Z5082 DIN 41612 right angle plug 64W (A and B). Gold plated contacts. Price Box of 50 £10.00; 250+ 0.10; 1k+ 0.06
X6129 As above but A and C. 2/£1.00
Z3615 DIN 41612 96 way socket, right angle PCB mntg. DP around 4.00. Our price £1.00
Z2158 6 way terminal socket for 1mm plug. Pack of 25/£1.00; 250+ 0.01
Z5299 Here's a great pair of connectors for anyone using a large number of wires - ideal for railway modellers. DIN41612 style 96 way matching plug and socket. The plug is shrouded and right angle mounting - the socket can be wirewrap or PCB mounted. The DP on these is quite high, as they are used where reliability is important - you're looking at about a fiver for the pair. We've got about 200 in stock now at £2.00 a pair.

- Z2156** PCB right angle mounting, card edge connector. 15 way double sided with pin 6 missing. Price for pack of 10 £1.00. 100+ 0.05

Subscribers are mailed monthly with details of our latest surplus offers - become one now!

EVERYTHING ON THIS PAGE 2 FOR THE PRICE OF 1
(Except where prices are indicated by **SALE** flag)

Pay the price shown per item or pack - you'll receive double the quantity!

PCB MOUNTING



Z5085 11 way single sided PCB mounting edge connector, 0.1 pitch. Sample free. Price for pack of 250 £5.00; 1k+ 0.015; 10+ 0.01
Z5088 14 way 0.1" locking socket. Insert flexible wiring and push on clamp to lock into position. Sample free. Price Pack of 10/85p; 100+ 0.04; 1k+ 0.02
Z3574 Connector strip. PCB mntg. Right angle DIL socket on 3mm pitch. 62 way. **3 for £1.00**

BARRIER STRIPS

Z3572 High quality, heavy duty barrier strip. 9 way screw terminals. PCB mntg, but needs 2.2mm dia holes. **3/£1.00**
X3239 5 way with solder tags. **4/£1.00**
X3240 2 way with solder tags **6/£1**
X6128 10 way. Bit unusual - screws along centre with two solder tags on each side. Chassis mntg. **2/£1.00**

PCB PINS

Z2026 Cambion PCB pins. High quality double sided. Needs 1.8mm hole. Free sample available. Packs of 1000. **£8.50**



Molex headers 0.1" pitch. Ideal for Veroboard etc at amazingly low prices.
5342-26 26 pin boxed header plug. **3/£1.00**; 100+ 0.15
5342-40 40 pin boxed header plug. **3/£1.00**; 100+ 0.15
Z2150 Amphenol connector. Right angle, 60 way plug. **Only £1.00**
Z1863 33 way x 2 right angle PCB plug **2/£1**; 100+ 0.35



Z1382 10 way commoning block, 2 x 5 way 0.1" pitch by Amp. Prices 10/£1.00; 100/6.10
Printed circuit connectors for mounting directly on to a PCB, 0.2" pitch:
Z3617 6 way plug. **4/£2.00**
Z2011 12 way plug (1.84) **80p**
Z2012 12 way socket (2.82) **£1.20**
Z743 24 way socket connections on 5mm centres. (DP £4.74). **Our Price £1.50**

PROFESSIONAL

Z5804 RS Components Ltd modular backshell shielded side entry block. **3 for £1.00**



Z769 BNP plug (it says on the packet 101.BNP/P1FE/7C) so if you're desperate for one of these we've got them! **Price 50p**
Z1999 9 pin plug, circular. 8 pins around the edge, the 9th is a thicker centre pin. Made by Contact. Very solid housing. **Price 3/£1.00**
Z2140 Amphenol 4 way socket, cable mounting with cover. **Only £1.00**
Z2141 Amphenol 5 way plug, cable mounting (no cover). **Only £1.00**



High quality plugs and sockets as used on military equipment, at a fraction of normal prices.
McMurdo Red Range
These are red nylon connectors with a low insertion/withdrawal force. Current rating 5A. Op voltage 800V. Pitch 4.7mm. Sockets have floating bushes. 90mm fixing centres. DP in brackets.
Z5077 8 way socket (5.00) **£1.00**
Z5078 16 way socket (7.92) **£1.50**
Z5079 32 way socket (17.48) **£2.00**
Z1485 RC4200-8S 8 way gold plated socket - matches McMurdo red range, but blue. **£1.50**

Z2142 Amphenol 11 way plug, chassis mounting. **Only £1.50**
Z2143 Amphenol 12 way socket, chassis mounting. **Only £1.50**
Z2144 Amphenol 24 way plug, chassis mounting. **Only £2.00**



Z2145 Amphenol 15 way plug, chassis mounting. **Only £1.50**
Z2146 41 way socket, McMurdo Microconnector. Arranged in 2 rows of 14 and 1 row of 13 sockets. **Only £2.00**

POWER

CRIMP CONNECTORS

Z3618 Right angle 0.25" red receptacle. **Pack of 100 for £6.00**
Z2555 Crimp connector socket, 0.6mm square. **Pack of 100 £2!00**
Z1870 Crimp sockets for above pins. **Price 25/£1.00**
Z1988 3.2mm receptacle, brass. **Pack of 50/£1**
Z1989 5.0mm receptacle, brass. **Pack of 50/£1**
Z1990 1/4" receptacle, tinned. **Pack of 50/£1.50**
Z1991 1/4" locking receptacle, tinned. **Pack of 50/£1.50**
Z1992 1/4" blade, copper (for use with above). **Pack of 50/£1.80**
Z1546 Crimp terminal, box type for use on header described below. Gold plated. **Prices 100/£3.00; 1000/19.15**

DC - LOW VOLTAGE



Z576 2.1 power socket, chassis mounting. Price **10/£1.00**; 25/1.75; 100/6.10; 1k/43.50
Z2344 High quality 2 pin + earth socket, cable mounting. Made in Germany, type no STAK20, rated 250V 6ADC, 16AAC. **Only £1.00**
Z2345 As Z2344 but chassis mounting. **Only £1.00**
Z2346 2 pins + earth cable mounting plug to fit Z2344/5. **Only £1.50**
Z5340 Hubbell, 3 Phase Twistlock receptacle 3 pole 4 wire rated 20A 250V US 3 phase socket. **£1.50**
Z2031 Continental style 3 pin plug. **£1.00**

MAINS



Z5733 PC mntg IEC 3 pin plug. List £1.00. **Our price 4/£2.00**; 25+ 0.30, 100+ 0.20
Z598 PCB mounting 6A IEC power plug by Switchcraft. British made. **50p**

Pair of standard Bulgin ECC mains connectors - chassis plug with 0.25" tabs and right angle main socket. Rated 6A 250V.
Z5859 Chassis plug **5/£2**; 100+ 0.25; 1k+ 0.20
Z5860 Line socket **3/£2**; 100+ 0.40; 1k+ 0.30
Z5862 Z5859 Plug and Z5860 socket. **£1 per pair**



Z692 Fused mains inlet/outlet. Extremely useful for equipment - allows 'linking' between units, thus avoiding numerous mains leads. Normally costs around £2.50. **Our price £1.00**

Subscribers are mailed monthly with details of our latest surplus offers - become one now!

EVERYTHING ON THIS PAGE 2 FOR THE PRICE OF 1
(Except where prices are indicated by **SALE** flag)

Pay the price shown per item or pack - you'll receive double the quantity!

LEADS & CABLE

AUDIO/VIDEO LEADS



T178 Z5254 Z5524

T178 7 pin DIN plug to 3 pin DIN plug and 2.5mm jack plug. Colour grey. Length 1m. **5 for £1.00.**

Z5254 2m long 4 core sheathed cable fitted with a sleeved grommet. 4 pin DIN socket to open end. **4 for £1.00; 100+ £0.12.**

Z5524 2 core lead 4.5 long with 3 pin DIN plug either end. **£1.50**



Z5034 Z4353

Z5034 PL259 + 2 phono plugs to phono plug + 5 pin 180° plug. **£1.95** £0.98.

Z5053 PL259 + phono plug to 2 phono plugs. **£1.72** £0.86

Z5037 PL259 + phono plug to BNC plug + 3.5mm plug. **£2.46** £1.23

Z5038 PL259 + phono plug both ends. **£2.12** £1.06.

Z4353 6 way DIN lead; 1.5m lead terminated one end with a 6 pin DIN plug. Bare wires the other end. **Pack of 4 for £1.00; Pack of 100 for £12.00; Pack of 1000 for £90.00**



Z5974 Video lead. 5 pin 180° plug one end connecting (a) via a 2m lead to a phono plug and (b) via a 5m lead to a BNC plug. Intended for the C64. **£2.00**



T120B Video/audio dubbing kit. Screened lead - 5 pin DIN plug to two phono skts; screened lead - 6 pin DIN plug to 4 phono sockets; 1.2m. twin screened lead - 2 phono plugs to 2 phono plugs; 2 adaptors - phono socket to PL259 (UHF plug). 2 adaptors - phono socket to BNC plug. 1 adaptor - phono skt to 0.25" mono jack plug. Normal price £7.95 **Special Price £4.95**

COMPUTER LEADS



Z2303 Z4339 Z2655 Z2161

Z2303 Computer printer lead - 36 way centronics plug to 20 way IDC socket, 1m long. **£2.00**

Z4339 BBC Printer Lead. 1m long with 34 way card edge connector one end and 34 way IDC socket the other. **£1.95**

Z5265 9 way ribbon cable just under 1m long with 10 pin DIL plug (0.1 pitch) one end and 9 way header socket the other. Pack of 10 leads **£2.00.**

Z2161 14 way ribbon cable 500mm long terminated both ends with 14 pin DIL header plugs. **£1.00**



X6025 Z5973 Z5264

X6025 Printer lead. 24 way Centronics plug one end, 36W Centronics plug the other. 1.75m long. **£2.95**

Z5973 Computer lead 1.5m long. 15 core cable terminated one end with 36W centronics socket and other with DS 12W 0.156" edge connector. Intended for the C64. **£2.00**

Z2564 Lead BNC plug to gold plated SMB socket 310mm long. **£1.00**

POWER LEADS



Z5251 Z5401 Z5367

Z5251 1m long twin flex, 2.5mm power socket to open end. Fitted with sleeved square grommet. **Pack of 3 for £1.00; 100+ £0.18**

Z5401 Spider leads - like our P0650 at 99p, but they are grey, 2m long and have a 1.3mm power plug (for Walkmans) as well as the normal 2.1 and 2.5 power plugs, and 2.5/3.5 jack plugs. **2 for £1.00; 100+ £0.24; 1k+ 0.16**

Z5367 Car power lead - cigar plug one end, 2.1mm power plug the other. 2m long. **£1.75; 100+ £1.00**



Z5848 1.9m 10A 125V lead with US style plug one end, IEC socket the other. **£1.00; 100+ £0.60**



X6024 Megger lead. Large insulated crocodile clip one end, then single core lead splits into 2, terminating in a 4mm plug and spade terminal. Over 3m long. **£1.50**

TELEPHONE LEADS



Z5527 Z5531 Z5673

Z5531 3m 6 core flat grey lead fitted with IDC line plug both ends. **£2.95**

Z5673 Telephone Lead. 2.5m straight + 2m curly with 4 way BT plug one end & 4W IDC socket the other. **3 for £1.00; 100+ £0.20.**



Z5529 Z5530 Z5526/8

Z5529 Telephone line cord. Flat grey 6 way with standard BT plug one end, open the other. Fitted with square grommet. 3m long (our 2m long version of this costs £2.95). **ONLY £1.50** 100+ £0.75.

Z5530 As above, but fitted with a 6 way socket on open end. **£1.60** 100+ £0.80

Z5526 8 telephone core cable 15m long. **£1.95**

Z5527 8 telephone core cable 10m long. **£1.30**

Z5528 8 telephone core cable 5m long. **80p**

WIRE



Z1806 Z5793 Z5770

Z1806 We also have bandoliered wire links. 60mm long 24SWG. **Pack of 200 for £1.00; 1k for £2.60; reel of 15,000 for £21.75.**

Z5793 Some fairly useless bits of twin speaker cable - 10 x 390mm lengths of black 16/0.2mm, both ends stripped and tinned. **Total 3.9m for 20p.**

Z5770 40gm (4.5m) reel of 23SWG enamelled copper wire (solder thru type). Would normally cost around 80p. **Special low price 5 for £2.00; 100+ £0.25.**



Z8851 Z5553

Z8851 Screened and jacketed 50 way ribbon cable. Found a few more reels of this popular item. **DP £200+ £2.50/m**

Z5553 Intercom lead - 15m of twin flex wound on a handy frame with a 2.5mm plug either end. **Great value at 60p; 100+ £0.25; 1000+ £0.20.**

Z4395 Interboard jumper cable. Short piece of transparent ribbon cable. 10 way 0.1" pitch with ends pre-stripped and tinned ready for use. 50mm long. DP 30p each. **Pack of 100 for £3.00.**

Z2062 1.74m long thin multistrand steel cable with loop at both ends. 0.7mm dia. Very strong and flexible. **Price £1.00**

X3098 Some very soft tinned copper wire 0.2mm dia. 30g made by Degussa 4oz reel. **£5.00**

2 FOR THE PRICE OF 1



X6079 Adastra M51 dynamic mic (Foster DF-1X). Omnidirectional model, 100-10kHz, -59dB±/ -3dB at 1kHz. Imp 50k. Supplied boxed with mic holder, desk stand and neck strap. Great value at £7.95

SALE PRICE £5.95

MICROPHONE



Z5964 Audix HM230S/Tact UDM 100 professional dynamic mic with on/off switch and cardioid characteristics. 5m lead with XLR socket fitted mic end. Impressive spec! 600R impedance. Supplied with clip and adaptor, individually boxed. List price £44.06

SALE PRICE £14.95

MICROPHONE



Z5961 Shure 527B professional fist microphone with push to talk switch. Superb quality and value with all these features:


- A. Dynamic
- B. Triple flex curly cord
- C. Noise cancelling
- D. Low impedance

List Price is an incredible £71.67!

Individually Boxed Our Price: £29.95

SALE PRICE £19.95

2 GREAT COMMS SPEAKER OFFERS!



X6013 X6014

X6013 Storm speaker LS6001 113mm dia. Clever design enables case to be swivelled to allow straight or angled mounting. Case houses 8R 5W unit. 2m lead. £4.95

X6014 Rectangular solid plastic case, 150x95x50mm with wall mounting bracket. Contains 5x3" 4R 5W speakers with leads brought out to screw terminals on rear of case. £4.95

25% OFF LISTED PRICES


AERIAL EXTENSION LEAD



T104BA 10m compact aerial extension lead on a compact wind-on reel. Reel contains a built-in TV/radio splitter. Stocks are limited, so buy early! Usually £5.95

SALE PRICE £2.50

4 WAY TRAILING SOCKET WITH 2M LEAD & PLUG



Order code P3525

Just £6.95!

MONO AMP



A001 15w audio amplifier module. Inputs for tuner, phono, mic etc. Requires external volume control.

Output power.....15W
Circuit.....IC with protection
Frequency response.....50Hz - 25KHz
Output impedance.....4n
Power source.....10 - 18V dc
Dimensions.....80x50x22mm

Usually £14.95

NOW £7.50

WATERPROOF SPEAKERS!

Z5690 These are entirely submersible, having a clear plastic sealed cone. Have music in your bath...literally! 88mm diameter, rated 12watts, 8R. 60mm diameter magnet.

Superb Quality & Value

£2.95 each
25+ £1.70 100+ £1.20

2 FOR THE PRICE OF 1

HEADSET INTERFACE



X6069 Interface for use between headset and transceiver. Talk switch and vol control, power lead and in/out connectors.

£3.00

SALE PRICE £1.50

SPEAKER CABLE



W007 100m reels 7/0.2 twin white with marker stripe

£4.95

MULTI COMPUTER CABLE



F053G 36w x7/0.16mm (0.14mm²) tinned copper conductors. Aluminium foil screen with 7/0.19mm (0.16mm²) tinned copper tracer ground. £44.95 per reel. £1.00 per metre.

25% OFF LISTED PRICES

Microphones



Z5993 Stick mic 500R 100-8000Hz - 76dB sensitivity. With stand. Only £1.50

Z3814 13" flexible gooseneck. Cat price £2.95. Special clearance price: £1.99; 100+ 1.20



X6104 3m long DC power cable with 2.1mm plug fitted one end. 3/£1

2 FOR THE PRICE OF 1



MDR20 Personal stereo headphones. Again, top quality using samarium cobalt transducers. Spec as CD04. Attractively packaged with spare covers.

£3.95

SALE PRICE £2.95

EVERYTHING ON THIS PAGE 2 FOR THE PRICE OF 1

(Except where prices are indicated by SALE flag)

AUDIO

Headphones



Z3182



Z4135

Z3182 8R Earpiece with unusually 2x4mm plugs on end of 1m lead. **3/£1.00**

Z4135 Super stereo headphones, fitted with 0.25" plug. As previously advertised - to clear at **£1.00**

Speakers



Z533

Z533 Danavox transducer - used as a speaker in pocket pagers. Impedance 50R. 20mm dia leads 90mm long. Extremely high quality unit. Prices - 50p; 10+ 3.65; 50+ 14.80



Z2553

Z2553 Transducer by Digisound, type B/C17 in grey plastic housing. 25x26x8mm. Pack of 3/£1



Z578

Z578 Super flat speaker 30x30x3mm by Fuji, rated 16R 0.4W, DP £1.50. **Our Price 60p;** 25+ 0.35; 100+ 0.22; 1k+ 0.15



Z5976

Z5976 8R 0.5W 50mm speaker with short lead terminating in two way socket. **3/£1.00**



Z5419



Z945

Z5419 Super little speaker bargain 63mm dia. **3/£1.00**

Z945 5" x3" 80R 1W Speaker **Only £1.00**

These loudspeakers are as used in cheap TV's. Perfectly OK for extension speakers or where quality is not of paramount importance.



Z5669 90mm dia 4R 1W **£1.00**

Z5670 7"x3.5" 80R 5W **£1.50**

Z5675 6"x4" 8R 2W unit **£1.50**

Z5671 6" 8R 10W **£2.00**

Z5672 8"x4" Elac unit 8R 20W **£2.50**

Z5876 7x4" 8R 3W speaker. **£2.00**

Some high quality units from the Audix parcel:



Z5965



Z5966

Z5965 5" 8R 8W speaker. FR 80-10000Hz **£2.00**

Z5966 7x5" elliptical speaker with foam rubber surround. 8R 10W FR 45-16000Hz **£4.00**



Z5968

Z5968 Audix 8" 8R 10W speaker with paper cone. FR 60-15000Hz **£4.00**



Z5962

Z5962 5" ceiling speaker with white metal grille. 8R 8W and fitted with 100V line transformer tapped at 0.25, 0.5, 1, 2 and 4W. Aluminium dome provides full protection and screening. **£8.00**



Z5516



Z5662



Z5661

Z5516 55mm 3R5 40W tweeter. **£4.00**

Z5662 4" 4R 10W tweeter by ITT. Use with Z5663 **£2.50**

Pay the price shown per item or pack - you'll receive double the quantity!



Z5661

Z5661 2" 4R 5W tweeter by Foster **£1.50**



Z5663

Z5663 6.5" 4R 10W bass driver by ITT. **£3.50**




Z9235

Z9235 6" 4R 10W Silver Dome **£3.95**

Cassette Decks & Heads

Z1701 Stereo cassette head. **Only £1.00**



Z5716

Z5716 Extremely high quality compact mini cassette deck. Overall size only 89x57x16.5mm. 3V operation. Motor has tach sensor. Combined 4 track record/playback/erase head. Another motor with worm drive just 14x11mm dia used to engage the pinch roller with the capstan. Brass flywheel, diecast frame. No electronics, but flying leads from motor, head and switch. **Superb value at £4.95**

**VIDEO
Camera**



Z5983 Smallest video camera we've seen - ideal for surveillance and security operations. All the electronics are in the body - there's a 1V composite video signal output on a screened lead; and it needs 7-12V DC at 30mA. Made by Comotec
Spec as follows:
Size: 51x35x35mm
312x287 pixels
Auto exposure - 40,000:1
AGC (up to +10dB)
Auto black level calibration
2 lux at f1.2
Lens - variable focus C mount, 12mm 4 element Mount -0.25"/20 UNC
These are brand new boxed units, originally sold for £235. **Our Price £175**

Mixers & Processors



VM516 Stereo Video Mixer. Desk type video mixer with enhancer. Allows separate smooth adjustment and mixing of original video sound with 3 external sources (mic, cassette etc). Master output control. Also continuously adjustable slider corrects video signal when copying. Supplied with 12V mains adaptor. **Our special low price £29.95**

SALE PRICE £19.95



SM502 Stereo Mixer. 4 Channel audio mixer with inputs for mic, mag/cer phono and tape/tuner. Outputs for headphones and to amplifier. Freq Res 20-20000Hz S/N ratio >55dB. Supplied with 9V mains adaptor. **Our special low price £44.95**

SALE PRICE £29.95



SM507 Stereo Mixer. Big brother of SM502 - this one has all the facilities of the above mixer + twin VU meters and an additional record/replay DIN socket. As can be seen from the inset pic, the socketry on the rear is excellent. **Our special low price £69.95**

SALE PRICE £49.95



AV140 Video film copying is child's play with the HAMA AV140. Two Euro-AV sockets establish the contact between the playback and recording units. And there is no longer any replugging if the copying direction is to be reversed. Simply push the input key to decide whether copying is from unit 1 to unit 2 or vice versa. Two LED's indicate the selected direction and with the by-pass switch you can decide whether the signals require enhancement or not. Everything is under your complete control, and the results can always be checked on the monitor which displays either the original or the enhanced picture. Corrects the video colour signals from the recorders or camera while copying from tape to tape. Both colour intensity and contrasts can be continuously changed. A record player, CD player or cassette deck can be connected to add a new source of sound to the original sound in any variable mixing ratio. A microphone connection is also provided. A significant benefit. Two copies can be simultaneously produced! List price £179.99
Our price £79.95

SALE PRICE £59.95

Tuners & Modulators



Z3493

Z3493 UHF modulator, video only. Phono skt. **£1**



Z5499

Z5499 UM1233 Astec UHF modulator, brand new, full spec. Currently being sold for around £6. **Our price £2.95**

2 FOR THE PRICE OF 1



Z3143 TV tuner (in screened case) 90x68x20mm. TBA 120U & TDA400 on board + usual R's, C's etc. **£1.00**

2 FOR THE PRICE OF 1

Video Belt Kits

- Z7374** Type VK9181. Sharp 6300, 6500 (349). RRP 5.95. **Our Price £1.95**
- Z7375** Type VK9204. Sony SLT9ME/J9 (83). RRP 5.95. **Our Price £1.95**
- Z7392** Type VK9244. Toshiba V7540 (127). RRP 5.95. **Our Price £1.95**
- Z7391** Type VK9241. Toshiba V5250/80 (4). RRP 5.95. **Our Price £2.95**

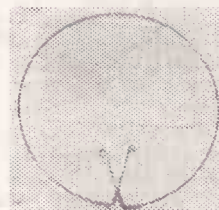
2 FOR THE PRICE OF 1

Miscellaneous


Z3142 Part of a video head motor - brushless DC type, but no bearings or spindle. PCB has M517215L chip and hall effect sensor. **2 for £1.00**

2 FOR THE PRICE OF 1

Aerials



Z5368 TV loop aerial, as supplied with small portables 180mm dia. **2 for £1.00; 100+ 0.25**



Telescopic Aerials

Z7379 Type RA650 Length open 150mm; closed 640mm; No of sections 5; dia 7; fixing 3mm hole. RRP 3.95. **Our price £2.00***

Z7384 Type RA685 Length open 155mm; closed 640mm; no of sections 5; dia 7; fixing M4 tapped hole. RRP 3.45. **Our price £2.00**

Miscellaneous



Z5776



Z5638

Z5776 Bib static eliminator kit - pump action dispenser + 2 large cloths. **2 kits for £1.00; 100+ 0.25**

Z5638 Head cleaning cassette **3/£1.00; 100+ 0.20**

2 FOR THE PRICE OF 1

EVERYTHING ON THIS PAGE 1/3rd (33%) OFF! (Except where prices are indicated by SALE flag)

SOFTWARE



Z5495 Another super software deal. We've purchased a number of the best selling CROSSTALK XVI data comms packages. New and sealed, containing a 5.25" disk and 182 page manual. PC DOS V3.61, last selling for around £60. Our special low price just **£17.95**.

We have some multiple Microsoft Excel packs for education. They are licensed for 10 users, contain dual media and 5 sets of manuals each. Not sure this is the sort of thing any of our customers need, so if there's no interest, we'll split the packs and sell the manuals separately.

Z9255 Excel V3.0 10 user pack **300.00**
Z9256 Excel V4.0 10 user pack (list price over £1500). **£500.00**



Words & Figures by Lifetree. 546 page manual, spread out menu, disks, boxed. Features include:

Spreadsheet

- u 1-2-3 1A compatible Wks FILES
- u 9999 rows by 256 columns
- u Supports 1-2-3 1A functions, macros
- u Protected and hidden cells
- u Horizontal or vertical split screen
- u Move, copy, transpose ranges
- u Sparse matrix data storage
- u Supports LIM/Expanded Memory
- u Uses 8087, 80287 main compressor

Word Processor:

- u Include 'live' spreadsheet data in document
- u Two-line headers and footers
- u Bold, underline shown on-screen
- u Global find and replace
- u Automatic reformat, word wrap
- u Import text from ASCII files
- u Supports over 200 printers.

Auditor

- u Toggle from worksheet to audit display
- u Pinpoint circular references
- u Identify source of other errors.

Data Management

- u Three key data sort
- u 7 database statistical function
- u Query using up to 32 search criteria, wild card

Graphics

- u Line and XY graphs, scatter plots, pie and bar charts
- u Superset of 1-2-3 1A type fonts
- u High-resolution display (EGA, Hercules)
- u output to printers and plotters

Requirements: DOS 2.0 or higher 256k RAM;

Printers: Text - over 200 including Epsoms; IBM; Tandy, HP Laser Jet, and many others. **Graphics** - Epson; HP LaserJet, Postscript printers and others. 3½" disk version available

Z5442 5.25" version **Only £14.95**

Z5443 3.5" version **Only £14.95**

Z5445 Learn to Type 5.25" **£3.95**


Z5447 Learn to type - 5.25" disk only. **£1.95**

Z5448 Learn to use DOS 5.25" **£3.95**

Z5449 Learn to use DOS 3.5" **£3.95**

Z5451 Learn to use your PC 5.25" disk only **£1.95**

For the Spectrum, these titles for use with Light Guns:



Z5564 Magnum (48k) **50p**
Z5565 Rookie + Missile Ground Zero (+2) **50p**
Z5566 Solar invasion + Robot Attack (+2) **50p**

BBC 'B' Software

Z4326 Music Master - comprises microphone to attach to recorder and processing/interface device. 5.25" disk and 12 page handbook. Originally £52.78
40 track disk **£14.95**

Z4239 Recorder tutor classroom ensemble network pack for use when several micros are being utilised. Includes 2 disks, a cassette and book. **Price £4.95**

Mupardos Recorder Tutor - comprises 5¼" disk, 38 page large format spiral bound handbook, C90 stereo cassette with 52 tunes. Original price £30.94

Z4329 Ensemble Pack **£2.95**
Z4330 Duet Pack **£2.95**
Z4328 40 track disk **£7.95**

Micro Maestro - Comprises 5¼" disk + computer tape: 16 page handbook; C60 stereo cassette with backing tune of popular tracks like 'Ghostbusters,' 'Chariots of Fire,' and 'Superman'. Original price £17.95

Z4333 Concert Pitch **£4.95**
Z4334 B; **£4.95**

PC, AMIGA, ATARI, ACORN & MAC

SALE OFFER - Any ten disks for £4.95 (Please give substitutes)

These are the cover disks given away on the front of many of the computer mags. The software itself is free - the charge is for the disk and promotion costs.

(a) for the PC

Z3091	PC Today	Sept 93	Fastrax & Overstamp	DD	£1.50
Z3092	PC Today	Sept 93	Tracker 3, diabel, Brix, Image	DD	£1.50
Z3093	PC Today	Aug 93	Show Business(2disks): Everyday Adventure, Buyers Guide, Bananold	DD	£3.00
Z3094	PC Plus	Aug 93	4DOS, EC Constitution(!) + utilities, games, spreadsheets/mailmerge tutorials + lots more	DD	£1.50
Z3095	PC Format	Aug 93	Yo! Joe, Winnisk, Bullfrog, C	DD	£1.50
Z3096	PC Com Buyer		Defender, Bullfit, PSearch, Pipbar, Wnzip, Macsee, Srdisk202	DD	£1.50
Z3107	PC Review	Sept 93	Even more incred. machine, Volutare	DD	£1.50
Z3108	Windows User		FreshNI, Logoff, Metamouse, Wnlock, Mouse Odometer, Minesweeper + 7 more	DD	£1.50
Z3112	Windows Mag	No 6	Describelt, Fractions, KwikDraw, Quick dex, SmartAccs, WnDock	DD	£1.50
Z3114	What Personal Com	Sept' 93	Personal print shop, Comcob 3D + Free screen wipe	DD+	£1.50
Z3116	Computer Shopper		1st Press for Windows	HD	£2.50
Z3119	PC Format	Sept 93	Incredible Machine, Neopaint 2	DD	£1.50
Z3120	Computer Buyer		Zool	DD	£1.50
Z3122	What Personal Com	Oct 93	Quicken for Windows	HD	£2.50
Z3123	What Personal Comp	Oct 93	Business Plan Master, Action Pro + others	DD	£1.50

(b) for the Amiga

Z3097	Amiga Action		Stardust, Universal Warrior	DD	£1.50
Z3098	Amiga Action		Tensal, Grav Attack, Jump'n'Roll	DD	£1.50
Z3099	Amiga Format		Deluxe Music, Insectolds2, Amos Source Code	DD	£1.50
Z3120	CU Amiga	62	Interworld	DD	£1.50
Z3122	CU Amiga	64	Advantage	DD	£1.50
Z3123	CU Amiga	65	Soccer Kid, F117A + more	DD	£1.50
Z3125	The One	Sept 93	Bubba'n'Stix, Overdrive	DD	£1.50
Z3126	Amiga Format	51a	Second Samurai	DD	£1.50
Z3127	Amiga Format	51b	TurboPrint2, Skidmarks	DD	£1.50
Z3128	Amiga Power	29	F117A, Blob, Squigs	DD	£1.50
Z3129	Amiga User Int	Sept 93	Dash, DiskSalv2, PrintGuide, STP, Translate + 8 more	DD	£1.50
Z3131	Amiga Comp		F117A, Abackup, DiskSalv, Tool Manager	DD	£1.50
Z3132	Amiga Comp		Calgari, 10/10, Amos	DD	£1.50

(c) for other machines

Z3133	Atari ST Review	17	Prospero C, Critical Mass	DD	£1.50
Z3134	Mac Format	4	Address Book, Accounts, Columns 2, Icon Quest, Classic Daleks	DD	£1.50
Z3135	The Mac		Applcount prof 2.6, + 7 games	DD	£1.50
Z3136	Acorn User	Oct 93	Xenon 2, Omnideck, Morpheus	DD	£1.50
Z3137	Archim. World	Sep 93	Simone, Error throwback, Spricht, ProcFunc, DBFind + More Clip Art	DD	£1.50

EVERYTHING ON THIS PAGE 1/3rd (33%) OFF!
(Except where prices are indicated by **SALE** flag)

SUPER SOFTWARE SCOOP!

Job lot of top name software, all in original packaging at prices way below list!. Some is labelled 'educational', which means it was sold at a lower price on the basis no 'help line' was available. This parcel is a couple of years old, so don't expect the very latest model



Z7253	Microsoft Project V3 for Windows 3.5"	127.78	70.00
Z7260	Microsoft Windows V3 5.25" Single User	44.06	20.00
Z7267	Microsoft Works V2 5.25"	60.80	35.00
Z7269	More V3.1 3.5" Mac	46.53	30.00
Z7270	Norton Antivirus V2.2 3.5"	59.92	50.00
Z7271	Norton Backup (Windows) 3.5" V1.2	37.13	40.00
Z7273	Norton Desktop (Windows) V2 5.25"	69.32	40.00
Z7274	Norton Desktop for Windows 5.25"	46.53	50.00
Z7276	Q & A V4 3.5"	131.60	70.00
Z7277	Q & A V4 5.25"	131.60	70.00
Z7280	Pagemaker Version 4.0 3.5"	222.07	170.00
Z7281	Paradox 3.5" Single User Lan Dual	37.55	30.00
Z7282	Paradox Academic 3.5"	77.50	60.00
Z7284	Paradox Academic Multi Pack	93.95	75.00
Z7286	Paradox for Windows 3.5"	93.95	50.00
Z7288	PC Comms Cross + Touch (dual)		10.00
Z7289	PC Comms Breakout + (dual)		10.00
Z7291	Pro Write 2.2 3.5"	64.62	40.00
Z7292	Professional File		40.00
Z7293	Quattro Pro V3 Lab Pack 5.25"	376.00	200.00
Z7294	Quattro Pro V3 Lan Pack Dual	65.75	40.00
Z7296	Rapidfile 3.5"	103.40	60.00
Z7298	Pro Write 2.2 Server Plus Lan Pack 3.5"	64.62	40.00
Z7299	Sage Accountant Plus 10 pack	480.86	200.00
Z7300	Sidekick V2 Dual	37.55	25.00
Z7302	Superbase 2 for Windows Dual	83.19	50.00
Z7304	Superbase 4 5 User Lan Pack Dual	231.47	150.00
Z7305	Superbase 4 to Superbase V2.0 Upgrade		100.00
Z7306	Superbase 4 V1.3 Dual	230.30	150.00
Z7316	Ventura Publisher V4.01 Windows	76.37	50.00
Z7317	Ventura Publisher V4.1 (Windows) 3.5"	171.84	150.00
Z7318	Ventura Publisher V4.1 Network Nodes	83.72	50.00
Z7319	Wordperfect Lic 1 User Inc Dos Docs		50.00
Z7320	Wordperfect Licence 1 User Dos		50.00
Z7321	Wordperfect Licence 1 User WIN		50.00
Z7322	Wordperfect Upgrade from Dos/Win to V5.2. 3.5"		60.00

Code	TITLE	Price*	Our Price
Z7200	Adobe Illustrator 5 User Pack for PC V4-	869.50	400.00
Z7201	Adobe Illustrator Wind V4	468.00	200.00
Z7202	Adobe Streamline for Windows	70.50	40.00
Z7205	Autosketch 5 Pack for Dos 3.5" V3	188.00	80.00
Z7209	Claris Mac Write II	82.25	50.00
Z7324	DBase IV v1.5 lab pack. Dual		75.00
Z7212	DBase IV v1.5 Lan Pack 1-User Dual		70.00
Z7215	EXP V2.1 Scientific WP_Dual	188.58	100.00
Z7216	First Publisher Dual	52.87	35.00
Z7217	Foxpro 2.5 for Windows 20 User MLP	£4447#	£2500
Z7218	Harvard Draw for Windows 3.5"	115.03	60.00
Z7219	Harvard Graphics Evaluation Copy Dual	52.94	30.00
Z7220	Harvard Graphics for Windows 1 User Pk.		60.00
Z7221	Harvard Graphics for Windows 5.25"	115.03	60.00
Z7222	Harvard Graphics for Win Single Node	60.80	40.00
Z7223	Harvard Graphics V2.3 to V3 upgrade**	SEE FRONT COVER	
Z7224	Harvard Graphics V3 3.5"	150.98	100.00
Z7225	Lotus 123 for Windows 5 Pack 3.5"	447.24	250.00
Z7226	Lotus 123 for Win Server Upgrade 3.5	87.24	50.00
Z7228	Lotus 123 V3.1 10 User Pack 5.25"	766.68	300.00
Z7230	Lotus 123 Windows V1.1 3.5"	127.78	80.00
Z7232	Lotus Magellan Dual	43.18	30.00
Z7233	Lotus Smart Suite 3.5"	171.84	100.00
Z7234	Lotus Smart Suite 5.25"	171.84	100.00
Z7235	Lotus Symphony V3 5 Pack 3.5"	447.24	250.00
Z7236	Lotus Works V3 Dual	43.18	30.00
Z7237	M/S Access for Windows MLP ¹ (S'ngle user)		50.00
Z7238	M/S Excel V4 for Windows MLP ¹ (Single user)		50.00
Z7239	M/S Lan Man Conn'ivity Services for Mac	417.71	250.00
Z7240	M/S Office V3.0 for Windows MLP ¹ (Single user)		50.00
Z7242	M/S Visual Basic Pro Toolkit for Win V1.0	57.28	40.00
Z7244	M/S Word V2.0 for Windows MLP ¹ (Single user)		50.00
Z7245	Mass breakout Dual Media	146.87	80.00
Z7249	Microsoft Lan Man. V2.1 10 user add pk	280.23	170.00
Z7250	Microsoft Lan Manager Server Pack	560.47	350.00
Z7251	Microsoft Mac Works V2 3.5"	60.81	40.00
Z7252	Microsoft Powerpoint for Win 3.5"	127.78	70.00


¹ MLP=Microsoft Licence Pack (no disks/manuals)
*This is the cost price to the distributor at the time of purchase.
**This 'upgrade' contains full V3 set of disks and manuals
This is the current selling price

Code	Title	Description	Price
Z5806	Hyundai MS-DOS V4.01	7x5.25" disks containing MSDOS 4.01 + 286/386 system utilities (German)	£3.95
Z5744	Microsoft	Set of 5x5.25" disks only.	£4.95
Z5756	Windows 30	As above but in French	£4.95
Z5746	Microsoft MS-DOS V4.01	From Hyundai. boxed set of 7x5.25" disks. incl 286/386 system utilities.	£3.95
Z5748	Microsoft MS-DOS V3.2	Set of 4x5.25" PC Systems disks for the Amstrad PC 1640, inc GEM.	£1.95
Z5749		As above but in French	£1.95
Z5750	Microsoft MS-DOS V3.2	Set of 4x5.25" PC Systems disks for the Amstrad PC 1512, inc GEM.	£1.95
Z5752	Microsoft MS-DOS V3.2	- GW Basic Manual only (no disks) from Hyundai - 640 pages. Also included is shell users guide + users ref (120 pages)	£2.95
Z5807	Amstrad MSDOS	2x5.25" disks containing MSDOS 3.2 (Russian)	£1.95
Z5751	Wordstar Easy Extra	Word processing and label making software for the PC. Boxed package - 3 books + 6x5.25" disks. (Looks the same as Wordstar Express)	£9.95
Z5760	Lotus Symphony	The full boxed version of this popular piece of business software - word processor, spreadsheet, database and communications modules. V2.0 on 5.25" disks. List price for the English version was £395. (German)	£24.95

10% OFF ALL CD-ROM PRICES!




USD001: Top 50 Games for MS-Dos volume 1. 50 of the best shareware games ever made. The best games with incredible graphics, super sound effects, music and fast action. All games are easy to play in this carefully selected compilation. **£19.95**
USD009: Top 100 Games vol. II MS-Dos. **£19.95**



USD013: The ultimate MS-Dos Collection. Explore software from all over the world, just imagine having a complete shareware library at your fingertips. Spend hours of fun selecting programs. Contains over 1 gigabyte of programs, utilities, music, programming tools etc. **£19.95**




USD002: Top 50 Games for Windows volume 1. 50 of the best shareware games ever made. The best games with incredible graphics, super sound effects, music and fast action. All games are easy to play in this carefully selected compilation. **£19.95**
USD023: Top 100 Games vol. II for Windows. **£19.95**



USD019: The ultimate Windows CD Rom collected from authors and libraries all over the world. Over 600 mbytes of programs. More than 3000 programs consisting of games, utilities, icons, music, programming tools, business, clipart etc. For use with MS Windows. **£19.95**



USD026: This is the ultimate font and icon collection for Windows. Over 500 mbytes, more than 12000 true type and Adobe fonts, more than 4000 icons. Now you can enhance the appearance of all your widow applications with this complete library of fonts and icons. **£19.95**



USD008: More than 3000 high resolution pictures in gif format. Viewers and tools provided for MS Dos and Windows. - animals - architect - art - boats - cars - cartoons - fantasy - films - fish - flowers - fractals - nature - people - pinups - places - planes - reptiles etc. **£19.95**
USD024: World of clipart is the ultimate clipart collection. Over 18000 clipart images for use on your PC, Macintosh or Amiga computer. Great for use in desktop publishing, presentations, start-up screens or slide shows. - Contains more than 600 mbytes. **£19.95**

USD034: Top 100 Windows Vol.3
100 of the best shareware games ever made. The best games with incredible graphics, super sound effects, music and fast action. All games are easy to play in this carefully selected compilation. Windows needed to play the games. **£19.95**

USD035: World of Internet
A complete collection of information that is available on Internet. Including FAQs (Frequently Asked Questions) about numerous subjects. Documents, network maps, programs, security standards and technical discussions. **£19.95**

USD036 Top 100 Kids
The ultimate CD ROM for kids of all ages. CD includes the following topics:
Painting, maths, graphics, learning, geography, alphabet, clock, shapes, money, religion. **£19.95**


USD039 World of Graphics
The ultimate graphic CD ROM for PC computers. Topics included are:
Painting, raytracing, DTP, animation, morphing, icons, fonts, bitmaps, clipart and the best graphics programs. **£19.95**

USD040 World of Animals
The complete animals CD for PC computers. Hundreds of top quality pictures covering the sea and land. Exciting real life pictures of mammals, birds, reptiles and amphibians. A must for wildlife lovers. **£19.95**

USD041 World of OS/2
The ultimate OS/2 collection. More than 600 Mbytes of software from all over the world; just imagine having a complete shareware/freeware library at your fingertips. Included are 16 bit and 32 bit programs, utilities and documentation. A must for all users of OS/2. **£19.95**

USD042 Top 100 OS/2 Games
The top 100 games for OS/2. 100 of the best shareware/freeware games and demo's ever made under OS/2. All the best games, compiled from the best Internet libraries. **£19.95**

USD043 After exhausting research US Dreams proudly presents the ultimate game collection, "The Encyclopedia of Games". So get your joystick out and prepare yourself for a nostalgic and exciting journey through 10 years of the best games the world has to offer. **£19.95**



USD044 The World of MPEG
The next generation of multimedia. more than 600 Mbytes of films and programs. MPEG is the new standard for cross platform digital compressed video. Software version of MPEG player is included on CD. **£19.95**

10% OFF ALL CD-ROM PRICES!



USD030: World of Sport.

The ultimate sports collection, games, photographs and clipart images. Categories that are included are:

- football
- athletics
- golf
- baseball
- tennis
- rugby

£19.95

World of Languages

USD031: The ultimate collection of dictionaries, thesauruses, word processors, word checkers and lessons in English, German, French, Italian, Spanish, Greek, Russian and many, more.

Includes all the latest spell checkers and word processors available. **£19.95**

World of Sound

USD007: The ultimate sound collection consisting of the best sound players, sound effects, voices, music clips and original music scores. More than 7000 files, more than 600 mbytes. Over 2000 mods, 100 vocs, 2000 mid and 1000 wavs. Push your soundcard to the limit. **£19.95**



USD025: The best communication collection available, over 5000 programs and utilities. Includes: BBS software, BBS utilities, BBS door programs, Ham radio and many other useful programs and reference tools. **£19.95**

USD005: World of Pinups. More than 2000 high quality hot pictures of the sexiest and most beautiful women of the world. Tools for converting, editing and viewing are provided on this cd. This CD Rom will make your mouth water. **£19.95**

USD004: Enjoy an entertaining and informative look at "the world of Flight Simulators". This CD includes Demo's and playable demo's, scenery and mission disks, editors, tips, cheats, for the best commercial flight Simulator games ever released. **£19.95**

USD005: World of Pinups. More than 2000 high quality hot pictures of the sexiest and most beautiful women of the world. Tools for converting, editing and viewing are provided on this cd. This CD ROM will make your mouth water. **£19.95**

USD030: World of Sport. The ultimate sports collection, games, photographs and clipart images. Categories that are included are:
 Football Athletics Tennis
 Golf Baseball Rugby
£19.95

USD029: World of Colour Clipart. The ultimate colour clipart collection selected from all over the world. Thousands of colour clipart images. Great for use in desk top publishing, presentations, startup screens or slide shows. **£19.95**

Game Killer

USD015: Game Killer is the ultimate tool for game players, become invincible with the GK. Have you ever played a game and got as far as you possibly could but did not finish? Is the frustration really worth it. The Game Killer helps you beat the most popular games on the market. **£19.95**



USD000: Over 1200 new levels, cheats, programs, music, graphics, sound files for use with the original Doom game. Bonus 5 top shareware games:
 - Doom - Castle Wolfenstein - Spear of Destiny - Corridor 7 - Depth Dwellers. For use with Doom 1 and 2. **£19.95**



USD032: Doom Exposition II. Over 2000 new levels, cheats, programs and sound files for use with the original Doom II game. Some of the files on this CD can be used with the original Doom I game. This CD ROM is an absolute must for anyone who plays Doom. **£19.95**



USD033: Top 200 DOS Vol.3. 100 of the best shareware games ever made. The best games with incredible graphics, super sound effects, music and fast action. Plus 100 demo's and playable demo's of top commercial games. Includes easy to use menu. **£19.95**



USD047 World of Cartoon Movies. This is a nostalgic American animation compilation of 12 timeless cartoon classics: Superman (2), Porky Pig (2), Bugs Bunny, Popeye (2), Tweety Bird, Casper, Herman, Humpty Dumpty and Bimbo. **£19.95**




USD049 World of Morph. The ultimate image manipulation CD ROM. Morphing is a technique used to give the illusion of one image melting into another. Animation is the art of creating motion from still images. The World of Morph allows you to animate your morphs. **£19.95**

10% OFF ALL CD-ROM PRICES!


USD014: World of Photo.

The ultimate photo collection for the PC, Macintosh and Amiga. Hundreds of top quality photo's from all over the world. You will find the perfect photograph, whether you are creating ads, slides or multimedia. **£19.95**


USD048 World of Emulators

Now it is possible to play thousands of games from other computer systems on your PC.

Commodore 64	Amiga
Spectrum	Macintosh
ZX-81	BBC
Amstrad	Pision 3

Includes 100s of converted games. **£19.95**

NEW CD-ROMS FROM £6.95!

Shareware Gold - a collection of super software at a very attractive price

GO1 Duke Nukem 2, Raptor 1.1, Wacky Wheels, Boggled, Baltris. **£6.95**

GO2 Xargon, Pinball, Arcy 2, Krypton Egg, Xatax, Bolo Adventures 3. **£6.95**

GO3 Hocus Pocus, Chinese Checkers, Depth Dwellers 1.5, Tubular Worlds, Blakestone 2.1. **£6.95**

GO4 One Must Fall 2097, Skunny Kart, Space Bats, Beyond the Abyss, Mahjongg, Ultris. **£6.95**

GO5 Bridge, Pickle Wars, Sea School, Pong, Kombat, King Arthur's K.O.R.T. **£6.95**

GO7 Kid's CD: Bert's Colorbook, Krazy Face, Math Sampler, Billy Bear let's party, The Color wizard, Sea School. **£6.95**

GO8 Desert Storm Command, Dino-Snatchers, Mystic Towers, Nitemare 3D, Space Pilot, Traffic Department 2192. **£6.95**

GO9 Gotcha, Jazz, Jackrabbit 1.1, Outlaw 1997, Dr. Riptide, Slicks 'n' Slide, Towers, Tubes. **£6.95**

GO10 Brudal Baddle, Gemstones 2, Jetpack 1.3, Megatron, Turroid, Champions of Zulula. **£6.95**

GO13 Boppin', 1994 Pool, Kellogs, Alien Carnage, Evasive Manoeuvres, Jigsaw Puzzle 1.2. **£6.95**

GO14 Body Count, Space Nightmare, Skyroads Xmas, Stalker, Xerix 2, Superblox. **£6.95**

GO15 Jazz Jackrabbit Xmas, Flying Tigers, Captain Zins, Wargames, Pako, Canasta, Gobman. **£6.95**

Power Busters

PGB03 Brudal Baddle, Cycle Wars, Desert Storm Command, Fruitmanic Gamblers, Gemstones 2, Gotcha 3.10, Heroes, Jazz Jackrabbit, Jetpack 1.3, Megatron 1.3, Minefield, Nitemare 3D, Outlaw 1997, Slick 'n' Slide 1.27, Traffic Department 2192, Mystic Towers, Tubes, Turroid, Champions of Zulula. **£9.95**

PGB04 Baltris, Space Bats, Beyond the Abyss, Boggled 2.0, Bolo Adventures 3, Blakestone 2.1, Cypher 2.2, Depth Dwellers 1.5, Dogs 1.0, Doom 1.666, Jazz Jackrabbit 1.1, Krypton Egg PC, Mah Jongg 4.2, One must fall 2097, Raptor 1.1, Scorched Earth 1.2, Skunny Kart, Slicks 'n' Slide 1.28, Video Joker Poker 1.0, Xatax 1.0, Ultris. **£9.95**

PGB05 Boppin', 1994 Pool, Kellogs, Alien Carnage, Evasive Manoeuvres, Jigsaw Puzzle 1.2, Ant Run 2.0, Brudal Baddle 1.4, Dark Wolf, In search of Dr. Riptide 1.1, Fortress, Highway Hunter, Ladderman III 1.0, Loader Larry 1.1, Mice Moves 1.0, One Must Fall 2097 1.1, VGA Shuffle 1.01, Skyroads Xmas, Body Count, Space Nightmare, Stalker, Xerix 2, Superblox, Jazz Jackrabbit Xmas, Flying Tigers, Captain Zins, Wargames, Pako, Canasta, Gobman. **£9.95**

Multimedia/Sound

Top games, demo's of games, graphical demo's, tools and soundfiles.

SB11	£6.95
12	£6.95
13	£6.95
14	£6.95

Soundeffects, the newest top games, music, demo's, demo's of games, sound tools, -players and -files.

SBM2	£14.95
3	£14.95
4	£14.95

OS201 The best programs, tools, utilities, etc. for OS/2. **£14.95**

OS205 OS/2 special. **£6.95**

WG1 The Best of Windows Games 1. Over 300 games for Windows 3.X. **£14.95**

WSC1 The Complete Windows Software Collection 1. The best programs, tools, utilities, etc. for Windows 3.X. **£14.95**

Highscore

HS05 Mystic Towers, Jetpack 1.3, Megatron, Nitemare 3D, Slicks 'n' Slide, turroid, Outlaw, Tubes, Traffic Department. **£6.95**

HS06 Brudal Baddle, Cyclewars, Gotcha, Jazz Jackrabbit, Minefield, Dr. Riptide, Champions of Zulula, Desert Storm Command, Fruitmanic Gambler, Xatax. **£6.95**

HS07 One Must Fall 2097 1.1, Doom 1.666, Depth Dwellers, Skunny Kart, Wacky Wheels, Alien Carnage, 1994 Pool, Xerix 2, Boppin', Ultris, Skyroads Xmas, Space Nightmare, Jigsaw Puzzle 1.2, Beyond the Abyss, Slicks 'n' Slide 1.28, Evasive Manoeuvres and extra: 7 spelen and demo's. **£6.95**

BOG2 Best of Games - Part 2 is out!!! The newest top games gathered for you on a CD. **£14.95**

**Subscribers get
additional
discounts and
free gifts -
become one
today. See page
63**

Power CDROMs

Many megabytes of software: shareware games, demo's of games, graphical demo's, FLI animations, programs for OS/2, Windows, DOS, sound files, sound players and tools, etc.

PO2	£6.95
PO3	£6.95
PO4	£6.95
PO5	£6.95
PO6	£6.95
PO7	£6.95
PO8	£6.95

A collection of the best and the latest software on CD.

SC1	£9.95
SC2	£9.95
SC3	£9.95
SC4	£9.95

**We have a range of
Adult software on
CD-ROM, too. List on
request.
(Over 18's only)**

**MISCELLANEOUS
 COMPUTER BITS**

Books



X6100 Sensing & Control Projects for the BBC - Thomas Nunns


Introduces ways of using the analogue in socket and user port to interface the computer with its environment. No experience of electronics is needed, and there is no soldering. That does not mean the projects are trivial - they have been carefully designed to enable a greater understanding of the versatility of the BBC microphone. 82pp, 241x182mm. Originally £5.95. **Our price £2.00**

SALE PRICE £1.00

X6101 Go Forth - Paul Kail

An Introduction to the Forth language. It's as easy to use as BASIC, but much faster. This book is a complete foundation course in 'Forth' programming and contains a number of complete programmes. Originally published at £8.95. **Our price £2.00**

SALE PRICE £1.00



These 2 spiral bound large format (A4) books are excellent in their respective areas. Both writers are experts in their fields and these well laid out manuals show clearly how to work you way through the program. Originally published at £10.99.

Z5581 Ventura Publisher £3.00
Z5582 Paradox Database £3.00

SALE PRICE £1.00



Z5639 Commodore 128 Personal Computer System Guide. The complete original 406 page handbook 210x145mm, spiral bound. Contains a lot of useful general info - esp on BASIC programming. **Only £3.95**

SALE PRICE £1.95

Games & Accessories



Z4132 Firing speed adjuster. Neat device for connecting between joystick and Atari/Commodore etc computers. Switched pot enables firing speed to be changed. 9 pin D in and out. **Price only £1.00; 100+ 035**

2 FOR £1.00



Z5435 New boxed games controller paddles type PD1 for use with the Amstrad GX4000, 464+ and 6128+. **Our price £3.95**

SALE PRICE £2.95

Z5610 BBC joystick. Rugged design, high speed sensitive performance, 2 fast response buttons. 4 suction cups and an extra long cord. **£3.95**

SALE PRICE £2.50

Interfaces



Z5132 CBM interface. This only has a 12 way 0156" DS socket and lead. **Price £1.50**

SALE PRICE £1.00



Z8953

Z8953 Maximiser. Complete unit with power supply and comprehensive instructions. Designed to add the facilities of error correction, speed buffering, encryption (optional) and a battery backed data store with a printer port to existing modems capable of speeds up to 2400 baud. Easy to use. (Send £5 returnable deposit for user manual for further information) **£20.00**

SALE PRICE £7.50



Z2302


Z2302 Encrypter unit for above, (no data) Supplied free with maximiser, otherwise **£2.00**

SALE PRICE £1.00

AMSTRAD PRINTER MECHANISM

X9013 Brand spanking new mech. but not sure which model printer this was intended for. The Anstrad part No. is Z70315. It's virtually complete, just the print head missing. Ideal for modellers to strip down - there's a wealth of mechanical bits and pieces + two 24V, 24 position stepper motors and an opto slotted switch. **£6.95**

SALE PRICE £3.00



EVERYTHING ON THIS PAGE 2 FOR THE PRICE OF 1
(Except where prices are indicated by **SALE** flag) Pay the price shown per item or pack - you'll receive double the quantity!

ICs

Code	Type	Qty	Description	DP	Price
Z3857	µA9637 ATC	25	Dual EIA RS422/423 Receiver	1.86	3/£2
Z2737	µA9637 ATC		Dual differential line receiver		2/£1.00
Z6279	OP02EP				£2.00
Z2301	100016-9006-033BJ.		Welwyn Sealed 20 pin DIL 0.62 pitch.		50p
Z3292	20A-20112				£2.00
Z6113	2112A				3/£1.00
Z3331	2513N			37	£1.00
Z3250	2708		Eprom		£2.00
Z2575	27256		Blown Eprom		£1.50
Z3582	27512		Blown Eprom		£1.50
Z3689	27C256D-25	22	EPROM	4.44	£2.00
Z3666	27C32Q-45	69	do		£1.00
Z3293	31A 5151			3.74	£2.00
Z3294	31A 5251			3.74	£2.00
Z4315	3240E-1		Dual 3140 MOSFET 14 pin - comp with 747		£1.00
Z3779	4094	100	SM CMOS	1.57	3/£2.00
X3150	4094	637	CMOS	0.43	5/£1
Z3764	4514	410	4 to 16 line decoder	1.47	3/£1.00
Z3765	4515	300	do	1.47	3/£1.00
Z3498	4724	50	?		2/£1
X3158	4N25	75	Transistor optocoupler	0.47	3/£1
Z6205	51R90035 BQ1		24 Pin Device by SEEQ		£1.00
Z3640	6116P-3				8/£1.50
Z6217	6665AL20				2/£1.00
Z6258	6N136		Opto coupler		3/£1.00
Z3290	70A5250		5x5ns	(5.00)	£2.00
Z3455	725 TO99		Op-amp with pin-out, data & circuit ideas		10/£5.00
Z3434	741		14 DIL op-amp		25/£2.00
Z3591	7425N	125	Dual Nor Gate		4/£1.00
Z3590	74ALS100 5	150	Hex Inverter		4/£1.00
Z3647	74C244	65		3.48	£1.50
Z3648	74C373	95		3.48	£1.50
Z3691	74C901	25	Hex inverting buffer	2.24	£1.00
Z3589	74F132NP	30	Quad Nand Latch		4/£1.00
Z3621	74F245N				50p
Z3597	74F373	1800	Octal D type Latch		3/£1.00
Z3622	74F374N				60p
Z3622	74F374N				60p
Z3643	74HC138	64		0.95	2/£1
Z3644	74HC139	236		0.95	2/£1
Z3587	74HC157P	60	Multiplexer		3/£1.00
Z3645	74HC244	44		1.07	2/£1
X3152	74HC266	16			2/£1
Z6234	74HC377E		Oct D-Type F/F/Enable	0.81	3/£1.00
X3153	74HC540A P	175		1.62	2/£1
Z3596	74HC58N	4350	Dual and/or Gate		
X3148	74HCT174	50		1.01	3/£1
Z3594	74LS02	300	Quad Nor Gate		7/£1.00
	74S109				0.25
	74S133				0.15
	74S140				0.25
	74S15				0.15
	74S20				0.15
Z3595	74S38	675	Quad Nand Gate		7/£1.00
	74S40				0.15
	74S64				0.15
	74S74			£1.29	0.60
Z3641	75177		Repeater chip (RS Components Ltd)		3/£1.00
X3147	75188 (1488)	30		0.59	5/£1
Z3690	75ALS171	350	Surface mount ?		4/£1
Z3146	75LS1557		83/84 date code (Fairchild/National)		25/£2.00
Z3295	80A 5251			4.84	£2.00
Z3296	80A 5500			4.84	£2.00
Z3297	81A 020			4.82	£2.00
Z6172	81LS95				£1.00
Z3582	A80387DX		Intel 387 chip 16		£25.00
Z3583	A80387DX		Intel 387 chip 16-33		£32.00
Z2516	AD517JH		TO99 Converter		£3.00
Z6254	AD534LD		Analogue Multiplexer		£5.00
Z2519	AD667JN		28 DIL D/A converter 12 bit µP compatible	28.18	£10.00
X3155	ADC0816 CCN	1	8 bit A/D converter	12.0	£5.00
Z3620	AM25L25 2		1 PC		£1.00
Z6184	AM26LS3 1		16 Pin Dil		£1.00
Z6187	AM26LS3 2				£1.00
Z3332	AM8085A PC		8 bit CPU	23	£1.00
Z6188	AM9122-25				£1.00
Z6175	AM9517A-4DC		40 Pin Dil		£1.00
Z6241	AWL-3870				£2.00
Z3364	AY-5-8116	11			£1.00
Z3545	BA5406		Amplifier chip 12 pin SIL		£1.50
Z7122	BA7703KI	400	Surface Mount		£1.00
Z7118	BA7740S	129			£1.00
Z3700	BTS432E TO220/5		N channel power MOSFET 42V 125W 40A		£2.50
Z7119	BU2822s	210			£1.00
Z3660	CDP1802A CE	60	8 bit microprocessor 3.2MHz	12.13	£5.00
Z3661	CDP1851C E	50	?		£3.00
Z3662	CDP1852C E	3	i/p - o/p port and buffer	8.75	£3.00
Z6143	CDP1871A CE		RC IC?	13.86 ?	£5.00
Z3663	CDP1879C EI	29	?		£3.00
Z6260	CNY17-1		Opto coupler		3/£1.00
Z3652	CNY17-III	1000	5kV transistor opto isolator	0.69	4/£1
Z3325	COM2502			50	£1.00
X3149	COM8116	1	Dual baud rate gen	7.53	£4.00
Z6119	COM816		Dual board rate generator	4.37	£2.00
Z6271	CP82C59A		CMOS PIC		£1.50
Z6265	CRT8002				£1.00
Z6211	CRT8002A 005				£1.00
Z3374	CY1010		Encapsulated PCB mntg 38x38x10mm		£2.00
Z3375	CY1011		Encapsulated PCB mntg 38x38x10mm		£2.00
Z3376	CY1011A		Encapsulated PCB mntg 38x38x10mm		£2.00
Z3377	CY1020		Encapsulated PCB mntg 38x38x10mm		£2.00
Z3378	CY1021		Encapsulated PCB mntg 38x38x10mm		£2.00
Z3383	CY2035				£3.00

EVERYTHING ON THIS PAGE 2 FOR THE PRICE OF 1
(Except where prices are indicated by **SALE flag**)

Pay the price shown per item or pack - you'll receive double the quantity!

Z3379	CY2136		8 Bit DAC Ad & DA Converter		£3.00
Z3380	CY2136		10 Bit DAC Ad & DA Converter		£4.00
Z3382	CY2737				£4.00
Z3381	CY3735D		4 Digit ADC Ad & DA Converter		£5.00
Z6272	D41416C-12		16k x 4 RAM		2/£1.00
Z3656	D446C-2	175	16K STATIC RAM		4/£3
Z3328	D71051C		CMOS 8251 PCI	10	£1.50
Z3327	D71071C			70	£1.50
Z3345	D7261 AD	10			£1.00
Z6266	D8086-2		CPU		£2.00
Z3506	D80C39H C	7	8 Bit CMOS CPU 128bytes RAM	7.58	£2.50
Z3329	D80CPU		CPU	10	£1.50
Z6238	D8237AC-5		Prog. DMA Controller	4.23	£2.00
Z3693	D8279C-2	20			£1.00
Z3322	D8755A			21	£1.00
Z3339	D9306AC	47			£1.00
Z3776	DG507ACJ	4	8 ch. DP CMOS analogue multiplexer	8.13	£4.00
Z6239	DP8409AN		Multimode DRAM	18.80	£3.00
Z3495	DS14C88	40	Quad CMOS RS232 Line Driver	2.26	£1.00
Z6213	DS75453		Dual + ve OR power driver	0.46	3/£1.00
Z3338	EA7316c	17			£1.00
Z6200	ET12BC		A-D converter		£1.00
Z3342	FDC9797	20			£1.00
Z3351	GAL20V8A -15LP	198	20 I/P, 8 Prog		£1.00
Z3352	GAL22V10 -15LP	60	22 I/P 8 Prog		£2.00
Z6242	HD64B180 RO				£2.00
Z3649	HEF40373	8	Octal latch	2.33	£1.00
Z6244	HM3-2064U-S				£2.00
Z3774	HM50256 P-20	155	256k static RAM	6.42	£3.00
Z3456	HM6116L P-4/ D446C-2		16k static Ram: 1M (64.chips)		£29.95
Z3348	HM6167H P-55	76	Ram		£1.00
Z3694	HM6264P-15	15	64k static RAM	3.90	£1.50
Z3775	HM6264P-15	45	64K static RAM	3.90	£2.00
Z2739	HN58064P -25		64k NMOS Eprom	10.57	£3.00
Z6267	I3-201-5				£1.00
Z3363	ICL8250CP E	32			£1.00
Z6124	ICM7170IP G		CMOS µP real time clock - µs to years	8.95	£4.50
Z6237	ICM7170IP G		µP Real time clock 1/100 sec to years	8.95	£3.00
Z3497	ICM72188I JL	10	?		£2.00
Z3668	ICM7218UI	9	8 digit LED driver	7.77*	£3.00
Z3669	ICM7224IP L	4	4.5 digit decoder driver for LCD's	13.55	£5.00
Z3670	ICM7231B FI	11	?		£3.00
Z6257	ILQ1		Opto coupler		2/£1.00
Z6127	L4885CX		?	0.82	3/£1.00
Z7306	LA1365	244	14 DIL IC	2.45	3/£2.00
Z7307	LA3350	190	16 DIL IC	2.45	3/£2.00
Z7308	LA6458	671	8 DIL IC	1.50	5/£2.00
Z7120	LA7393A	882			£1.00
Z3792	LB1004AC	1000	AT&T telecomm chip	?	10/£1.00

Z2472	LF398N		8 DIL	3.94	£2.00
Z6273	LF411ACN		Bi-FET Op amp	1.64	£1.00
X3093	LM1964V		20 pin PLCC by National		10/£1.00
Z3650	LM231AN	22			£1.00
X3159	LM2931	50	TO92 5V 100mA reg	0.69	3/£1
Z3360	LM293N	125			£1.00
Z2582 D	LM319N		Dual high speed comparator, 80ns response time	2.80	3/£2.00
Z6283	LM331		Precision VF converter		£3.00
Z6247	LM348		14 Dil op amp		5/£1.00
Z2734	LM3524N		Switch mode PSU chip		£1.00
Z6218	LM388N-1		1.5w Audio power amp	3.51	£1.00
Z6233	LM710		14 Dil Voltage Comparator	2.05	£1.00
Z3298	LME052xD				£2.00
Z6133	LP365N		Quad low power programmable comparator 4000ns	0.90	2/£1.00
X3094	M31AR42 M02		8 DIL chip		3/£1.00
Z3655	M3732L-20RS	60	4K RAM		4/£1
Z7123	M5223FP	11,000	Surface Mount		£1.00
Z3672	M5L8251 AP	7	PIA		£1.00
X3151	M5L8259 AP	10	8MHz programmable PIC	3.39	£1.00
Z6245	M5W1793 -02				£2.00
Z3330	M80C85A		8 bit CPU	15	£1.00
Z3353	Max 238CNG	90	Quad RS232 Tx/Rx		£2.00
Z3508	MAX666C PA	4	Volt Reg 8DIL 2-16.5V 40mA	3.24	£1.75
Z3673	MC14469 P	3	?		£1.00
Z6259	MC34231		Psu IC - o/v 2.6-4.5V		2/£1.00
Z6135	MC3486P		Quad RS232 line driver	0.45	4/£1.00
Z6105	MC8500P				£2.00
Z6174	MCM6064 P12		28 Pin Dil		£1.00
X3146	MCM60L2 56AP12	19	?		£2.00
Z7124	MEL75217	4915	Surface Mount 64 pin (19x13)		£1.00
Z6177	MJ2813		28 Pin Dil		£1.00
Z6195	MK3885N-4				£1.00
Z6191	MK3887N-4				£1.00
Z6232	MM58174 AN		µP Real time clock 1/10 sec to years	13.86	£5.00
Z3779	MN3101	750	2 phase clock gen	1.32	2/£1.00
Z6270	N82S131N		2k Prom		£2.00
Z3654	N82S185N	40	8k (2048x4) PROM	9.69	£3.00
Z3452	NJM2245L		8 Pin SIL		6/£1.00
Z6151	NMC1630		Quad translator 5-15V logic isolation	10.10	£5.00
Z3300	NMI 1608				£3.00
Z3515	OP200	5	Dual Op-Amp (Improved OP07)	6.42	£3.00
Z3499	P80C51BH	55	8 bit CMOS CPU 256bytes RAM	15.28	£3.00
Z3500	P8228	28	8080A Sustain Controller	5.33	£2.00
Z3507	P8243	32	I/O Expander	3.50	£1.50

EVERYTHING ON THIS PAGE 2 FOR THE PRICE OF 1 (Except where prices are indicated by **SALE** flag) Pay the price shown per item or pack - you'll receive double the quantity!

Z6170	P82510		High intergration CMOS UART	19.27	£5.00
Z3504	P8253-5	12	Prog Interval Timer	4.37	£1.50
Z6269	P8259A		Prog. Interrupt Cont.		£1.00
Z3496	P82C206	12	?		£5.00
Z6182	PAL10H8C N				£1.00
Z6250	PAL10L8C N		Prom		£1.00
Z6227	PAL16R6		HEX 16 I/P reg AND/OR gate array	1.00	2/£1.00
Z6206	PAL20R6B CNS		Hex 20 input and/or Gate Array		£1.00
Z6189	PALC18U8 Q-25CN				£2.00
Z3778	PALCE22V 10H-25PC/4	6	CMOS elec erasible PLD	5.24	£2.50
Z6156	PALCE29 MA 16H-25		29 input, 16 prog output		£5.00
Z6253	PM7545		12 BIT D/A		£3.00
Z6159	S17660DJ		?		£1.00
Z6121	SAB3036				£1
Z6264	SAB8237A		Prog. DMA		£1.50
Z3337	SCL25411 E	80			£1.00
Z3151	SCN2674B CAN40		Graphics chip - advanced video display controller 4MHz	6.73	£3.00
Z3333	SCP1854L D		Prog UART to 200k	18	£2.50
Z6276	SFF96821 E				£2.00
Z2661	SFG460B		Murata ceramic filter		12/£1.00
Z3362	SG34237	70	Overvoltage crowbar protection		£1.00
Z1962	SLP-4-100V25		Delay line by MCG Electronics		2/£1.00
Z2736	SN75122		Line driver		2/£1.00
Z6251	SN75173N		Quad diff line rx		£1.00
Z3509	SN75176A	30	Diff Bus Transceiver	2.71	£1.00
Z2471	SN75372		Interface		50p
Z6212	SN75454B P		Dual + ve NOR power driver	0.32	4/£1.00
Z3653	SN75492	372			3/£1
Z3323	SND8002E			156	£1.00
Z733	SPO256A-AL2		Speech chip. (with LA05 high speed CMOS ULA & R0984CS index chip)		£3.00
Z3343	SY6551	10	ACIA		£1.00
Z7310	TA7061	907	7 DIL IC	2.95	3/£2.00
Z3513	TA79012S	100	12V TO220 plastic V.Reg		4/£1
Z1465	TC5517AP L-2		2kx8 Ram		40p
Z6235	TC5562P-35				£2.00
Z2535	TCL271		8 pin DIL CMOS programmable op-amp	0.69	£1.00
Z7121	TDA3856	4000			£1.00
Z6160	TIBPAL22V 10A		22 input 1 time prog PLD	£5.35	£2.00
Z6282	TL497AZN		Switching DC - DC converter		£1.00
Z6161	TL7705AC P		+5V uP power supply supervisor	£1.75	£1.00
Z6249	TLC2654A CN		CMOS op amp		£1.50
Z6164	TLC272CD		dual do	1.17	3/£2.00
Z3671	TMP8251 AP	25	PIA	2.11	£1.00

Z3592	TMS4500 A-15NL	30	64k Dram Controller		£3.00
Z3658	TMS4532-20NL	31	4K RAM		4/£1
Z6215	UA9638CP		Dual RS232 diff line driver	1.32	2/£1.00
Z6167	UC3524A N		Enhanced SMPSU circuit	1.53	3/£2.00
Z3361	UC3903N	60	Quad supply & line monitor		£1.00
Z6219	UDN6118 A		Fluorescent driver 8 NPN	1.00	2/£1.00
Z3793	ULA2C224 E1	500	Plessey 24pin chip	?	3/£1.00
Z6230	UP8828LC				£2.00
Z2663	VCO04E01		Motorola		£1.00
Z6198	VT7C122-12				£1.00
Z6173	VT7C122-15		22 Pin Dil		£1.00
Z2942	X60G2		Ceramic filter similar to Z2661		10/£2.00
Z732	XK1444		CMOS buffer 7 in 1 chip		6/£1.00
Z3355	XR205N	32			£1.00
Z3356	XR2204	8			£1.00
Z3358	XR2208N	20			£1.00
Z3359	XR2240CP	15			£1.00
Z3585	Z80	40	CPU		£2.00
Z6192	Z80A CTC				£1.00
Z3696	Z80A CTC	10	Counter timer controller		£1.00
X3154	Z80A-CTC	25	counter timer controller	2.22	£1.00
Z6263	Z80ADART				£1.50
Z6278	Z80ADART				£1.50
Z3651	Z80BPIO	53	Interface	2.44	£1.00
Z3318	Z80CTC		(MK3882-4)		60p 70/£25
Z6240	Z80DMA		Multimode DRAM controller/driver	4.11	£2.00
Z3319	Z80PIO		(MK3881-4)		60p 70/£25

RESISTORS

Wirewound

Code	Value	Tol	Watts	Description	Price
Z1877	OR1		11W	CGS C14 vitreous enamel	6/£1.00
Z1967	OR1	1%	3W	Low value close tolerance	5/£1.00
Z3185	OR22		4W	Wirewound cement coated	10/£2.00
Z1878	OR27		11W	CGS C14 vitreous enamel	6/£1.00
Z2103	OR47		5W	WE cement coated	20p
Z1966	OR5	1%	5W	Low value close tolerance	5/£1.00
Z5208	10k		2.5W	PR52 wire wound	500/£5.00
Z2859	1k	5%	25W	Metal clad wire wound	3/£2.00
Z5209	1k2		2.5W	PR52 wire wound	500/£5.00
Z4401	1R		5W	PC cement coated	20p
Z4402	1R		25W	TAGS cement coated	70p
Z2707	1R	5%	10W	Metal clad wire wound	4/£2.00
Z5827	1R2	5%	3W	Axial Wirewound	200/£1.00
Z5828	1R5	5%	3W	Axial Wirewound	200/£1.00
Z2106	225r		23W	TAGS cement coated	50p
Z2713	250R	5%	10W	Metal clad wire wound	6/£2.00
Z2703	330R	5%	5W	Metal clad wire wound	10/£2.00
Z4403	370R		17W	WE cement coated	40p
Z5829	56R	5%	5W	Axial Wirewound	50/50p
Z2708	5R	5%	10W	Metal clad wire wound	6/£2.00
Z2701	6R8	5%	5W	Metal clad wire wound	10/£2.00
Z2710	75R	5%	10W	Metal clad wire wound	6/£2.00
Z988	7R		3.4W	RS power section 0.7A	3/£2.00
Z2702	8R2	5%	5W	Metal clad wire wound	10/£2.00

EVERYTHING ON THIS PAGE 2 FOR THE PRICE OF 1
(Except where prices are indicated by **SALE** flag)

Pay the price shown per item or pack - you'll receive double the quantity!

RESISTORS

Thermistors

CODE	VALUE	DESCRIPTION	PRICE
Z3044	V250k1 0	Voltage dep - 250Vrms; 320V dc; 390V nominal; 2.5A peak; 55J max energy; single pulse 8/20µs.	8/£2.00
Z1983	VA1040	Thermistor	£2.00
Z2447	P6350	Dual Thermistor	10/£1.00
Z3011	5k/500R	Thermistor similar to 61-0200. 5k@25°C 500R@100°C	15/£2.00

Miscellaneous

Z141	30M	10%		10/£1.00
Z5830	2k2	5%	1W Carbon film bandoliered	1k/£2.00
Z1469	5MO	1%	H2 25ppm	£1.00
Z1468	10k	0.1%	H2 25ppm	3/£1.00

0.125W Bandoliered

All 5%, carbon film size 3.2x1.9mm. All the same price: £2/1000; 10k+ 1.50/k; 100k+ 1.20/k

Code	Value	Qty	Z7065	47R	5k	Z7073	560R	110k	Z7080	16k	8k	Z7087	330k	9k
Z7060	5R6	50k	Z7066	56R	40k	Z7132	1k2	29k	Z7081	18k	8k	Z7088	430k	16k
Z7061	15R	80k	Z7067	82R	30k	Z7074	1k4	12k	Z7083	43k	60k			
Z7062	18R	125k	Z7069	120R	10k	Z7075	1k5	34k	Z7084	180k	18k			
Z7063	22R	5k	Z7071	270R	5k	Z7078	8k2	15k	Z7085	200k	28k			
Z7064	39R	200k	Z7072	390R	5k	Z7079	12k	10k	Z7086	300k	12k			

DIODES

CODE	TYPE	DESCRIPTION	QTY	PRICE
Z7115	EOA0217.8V	17.8 Zener 400mW	40k	200/£2.00
Z2866	50SMI	50V 1A		100/£2.00
Z2867	MR1121	100V 12A stud mntg rectifier		8/£2.00
Z2858	M41800R	800V 40A stud mntg rectifier		£1.50
X3123	BYW29/50	TO220 50V 1A switching diode		10/£1.00
	BAV20	Signal Diode		100/£2.00
Z2111	1N279			10/£1.00
X3096	BY214-200	Rectifier		5/£1.00
X3100	L4947R	TO220 5 pin regulator		£2.00
X3121	1N3827A	5V6 1W zener		10/£1.00
Z2328	BAX16	Signal		25/£1.00
Z3148	SKB1.5/02	200V		12/£2.00
Z3149	SKB1.5/04	400V		12/£2.00
Z3150	SKB1.5/08	800V		10/£2.00
Z3138	BYW20	200V 20A with 0.25" tabs		£1.00
Z2756		SD2 pair of rectifiers		400/£2.00
X3125	1N4733A	5V1 1W Zener		10/£1.00
X3092		1A 5x2.5mm dia		50/£1.00
Z3728	MVAM109	TO92 Tuning - 400-520pF. Q - 150 @1V & 1MHz 15V		3/£1.00
Z3729	BC237/8	NPN Silicon		40/£1.00
Z3730	EP432	TO126		6/£1.00
Z3711	AAZ13			50/£2.00
Z3712	BA144			50/£2.00
Z3713	BA154			50/£2.00
Z3714	BA173			50/£2.00
Z3716	ZTK338			50/£2.00
Z3717	1S44			50/£2.00
Z2746	ITT907			500/£5.00
Z2747	ITT920			500/£5.00
Z2748	ITT12601			500/£5.00
Z2749	XK3117			500/£5.00
Z2750	BAX12A			500/£5.00
Z2751	OAZ201			500/£5.00
Z2752	T1621425			500/£5.00
Z2753	1N5361A	Plastic 27V 5W zener		6/£1.00
Z2755	1S5056	Stud mntg zener 10W 5.6V		3/£1.00

VOLTAGE REGS

CODE	TYPE	CASE	DESCRIPTION	PRICE
Z3876	7805	TO220	5V 1A fixed to aluminium panel 125x28x2mm	3/£1.00
Z2507	L4962	TO220	1.5A switching 5.1-40V	£1.50
Z3805	78L12	TO92	12V 100mA	10/£2
Z3409	SG200	TO39	2-30V 20mA	50p
Z3411	LM3501	TO39	15V 200mA	50p
Z3412	LM309	TO39	5V 200mA	50p
Z3413	LM305	TO39	4.5-30V 12mA	50p
Z3301	LM320-5	TO39	5V 500mA	50p
Z3302	SG320T12	TO39	12V 500mA	50p
Z3303	SG320T15	TO39	15V 500mA	50p
Z3417	SG7808AK	TO3	+18V 1.5A	£1.00
Z3418	SG7808CK	TO3	+8V 1.5A	£1.00
Z3419	SG7812AK	TO3	+12V 1.5A	£1.00
Z3420	SG7812CK	TO3	+12V 1.5A	£1.00
Z3421	SG7812K	TO3	+12V 1.5A	£1.00
Z3275	SG7824AK	TO3	+24V 1.5A	£1.00
Z3276	SG7824CK	TO3	+24V 1.5A	£1.00
Z3277	SG7912AK	TO3	-12V 1.5A	£1.00
Z3279	LM220K12	TO3	+12V 1.5A	£1.00
Z3280	LM220K15	TO3	+15V 1.5A	£1.00
Z3281	SG109K	TO3	+5V 1.5A	£1.00
Z3282	SG117K	TO3	1.2-37V 1.5A	£1.00
Z3283	SG209	TO3	+5V 1.5A	£1.00
Z3284	LH315K	TO3		£1.00
Z3287	LH324K	TO3	1.5A	£1.00
Z3305	LM120K12	TO3	+12V 1.5A	£1.00
Z3306	SG120K15	TO3	+15V 1.5A	£1.00
Z3308	SG140K15	TO3	+15V 1.5A	£1.00
Z3309	LM320K-15	TO3	+15V 1.5A	£1.00
Z3310	LM320K-12	TO3	+12V 1.5A	£1.00
Z3314	SG340K8	TO3	+8V 1.5A	£1.00
Z3773	LM2931CT	TO220	3-24V 0.1A	£2.50
Z3772	LM336Z5.0	TO92	5V v.ref diode,	£1.20
Z6281	78M06CT	TO220	6V 500mA	£1.00
Z6168	7905CT	TO220	-5V 1A	8/£2.00
Z6284	ICL7663	8DIL	+ 1.6 to 16V (40mA)	£1.50
Z6107	SH3011	TO3	8 Pin device. Voltage ?	£1.50
Z6101	LM305H	TO99	+4.5V to +40V 45mA	3/£1.00
Z6248	LM336B25		5V ref diode	£1.00

EVERYTHING ON THIS PAGE 2 FOR THE PRICE OF 1 (Except where prices are indicated by **SALE** flag)

Pay the price shown per item or pack - you'll receive double the quantity!

POTS & PRESETS

CODE	VALUE	W	DESCRIPTION	PRICE
Z3237	47k		Lin (17mm dia dual PCB mntg pot with 4mm dia spindle)	12/£2.00
Z756	5R		Convergence wirewound	10/60p
Z755	1k		Convergence wirewound	10/60p
Z1535	1k		Convergence type with knob.	6/£1.00
Z5795	50k		Slider log single - 60mm travel 88x12x11mm	15/£2.00
Z5796	100k		Slider log single - 45mm travel 73x12x11mm	10/£2.00
Z5797	10k		Slider log single - 40mm travel 68x16x10mm	20/£2.00
Z2394	50R		TO5 case cermet trimpot type 81E	6/£1.00
Z2359	1k lin		Miniature pot 17mm dia with 6.75mm bush and splined spindle, PC mntg	4/£1.00
Z2388			Plastic stand-off for 1/4" trimpot (our 75CER type)	50/£1.00
Z5868	25k	1W	Large moulded carbon pot 30mm dia, 1/2" spindle 50mm long.	4/£1.00
Z5869	100k	1W	Large moulded carbon pot 30mm dia, 1/2" spindle 50mm long.	4/£1.00
Z5871	500k	1W	Large moulded carbon pot 30mm dia, 1/2" spindle 50mm long.	4/£1.00
Z5872	500R	3W	Wirewound pot from RS Components Ltd	£2.00
Z7099	10k	0.1 W	Plastic film 6.4x6.4; Pitch 5x5;	15/£2.00
Z7100	100k	0.1 W	Plastic film 6.4x6.4; Pitch 5x5;	15/£2.00
Z7103	5k	0.2 W	Plastic film 6.8x6.8; Pitch 5x5;	15/£2.00
Z7104	10k	0.2 W	Plastic film 6.8x6.8; Pitch 5x5;	15/£2.00
Z7105	20k	0.2 W	Plastic film 6.8x6.8; Pitch 5x5;	15/£2.00
	100k	0.2 W	Plastic film 6.8x6.8; Pitch 5x5;	15/£2.00
K867			25 each of Z7099-7106	150/£10
Z3536 +value	4k7; 22k; 220k		Single log Radiohm - 20mm dia 55x6.35mm plastic spindles 89.5mm bush	30p
Z3537 +value	22k; 47k; 470k; 1M		Dual lin Radiohm - 20mm dia 55x6.35mm plastic spindles 89.5mm bush	60p
Z3538 +value	22k; 100k; 470k;		Dual log Radiohm - 20mm dia 55x6.35mm plastic spindles 89.5mm bush	60p
Z3540 +value	4k7 lin; 10k lin		Miniature - 16mm dia body, 40x4mm plastic shaft - 6.8mm dia bush. PC tags	30p
Z3541 +value	4k7 log; 10k log		Miniature - 16mm dia body, 40x4mm plastic shaft - 6.8mm dia bush. PC tags	30p
Z3869	25k + 25k lin		Dual pot with concentric spindles 67/77mm long. PC mntg and 0.375" bush	4/£1.00
X3069	47R	2W	Speaker volume control - wirewound pot. Splined spindle with wires attached.	2/£1.00
Z3158	4k7 lin	0.25 W	PN18-EZ Enclosed type Horizontal mntg 18x10mm pitch	£4/box
Z3159	10k lin	0.25 W	PN18-EZ Enclosed type Horizontal mntg 18x10mm pitch	£4/box
Z3160	470k lin	0.25 W	PN18-EZ Enclosed type Horizontal mntg 18x10mm pitch	£4/box
Z3161	2M2 lin	0.25 W	PN18-EZ Enclosed type Horizontal mntg 18x10mm pitch	£4/box
Z3162	10k lin		Citec type PN10Z, fully enclosed vertical mntg - 5x3mm pitch. Body size 12.5x10x5mm.	250/£5
Z5532	470k lin		Dual pot - 1/4" shaft	5/£2.00
Z5533	1M lin		Dual pot - 1/4" shaft	5/£2.00
Z5534	2M lin		Dual pot - 1/4" shaft	5/£2.00
Z5535	2k7 log		Dual pot - 1/4" shaft	5/£2.00
Z5537	2M2 log		Dual pot - 1/4" shaft	5/£2.00
Z5538	47k log		Switched dual pot - 1/4" shaft	5/£2.00
Z5539	220k log		Switched dual pot - 1/4" shaft	5/£2.00
Z5540	470k log		Switched dual pot - 1/4" shaft	5/£2.00
Z5542	2M2 log		Switched dual pot - 1/4" shaft	5/£2.00
Z5543	47k lin		Switched dual pot - 1/4" shaft	5/£2.00
Z5544	1M lin		Switched dual pot - 1/4" shaft	5/£2.00
Z5545	2M2 lin		Switched dual pot - 1/4" shaft	5/£2.00
Z1575	470R	0.1 W	Piher - horizontal mntg, carbon type	25/£1.50
Z1578	1k	0.1 W	Bourn VAO5 - horizontal mntg, cermet type	25/£4.00
Z1579	4k7	0.1 W	Bourn VAO5 - horizontal mntg, cermet type	25/£4.00
Z1580	4k7	0.1 W	Piher - horizontal mntg, carbon type	25/£1.50
Z1581	10k	0.1 W	Bourn VAO5 - horizontal mntg, cermet type	25/£4.00
Z1584	220k	0.1 W	Bourn VAO5 - horizontal mntg, cermet type	25/£4.00
Z1574	2M7	0.1 W	Piher - horizontal mntg, carbon type	25/£1.50
Z1728	10k	1W	Spectrol multiturn pot. 25mm long body. Adjusting spindle can be accessed from either end.	2/£1.00
Z320	10R	1W	Wirewound pot	60p
Z531+ value	250R; 500R; 25k	4W	Colvern Wirewound pot with 1 1/2" spindles. Type 4001/22.	80p
Z1971	200R		Bourns 3296W (11mm sq multiturn)	2/£1.00
Z1972	5k		Bourns 3296W (11mm sq multiturn)	2/£1.00
Z2096	1k		Bourns 3296W (11mm sq multiturn) Side screw	2/£1.00
Z1974	25k		Bourns 3006W (1/4" multiturn)	3/£1.00
Z1998	50R		Murata 3321H (6.6mm dia single turn)	2/£1.00
Z577	5k		Edgewise pot with switch, no knobs	10/£1.00

SCR's + TRIACS

CODE	TYPE	CASE	DESCRIPTION	QTY	PRICE
Z3364	BN4002	TO66	200V 6A	100	3/£1.00
Z3366	BN4200	TO48	100V 10A	225	3/£1.00
Z3367	BN4204	TO48	400V 10A	50	2/£1.00
Z3368	BN4208	TO48	800V 10A	22	£1.00
Z3369	SC40D	TO48	400V 10A	44	2/£1.00
Z3370	BTR/1000	TO39	100V 1A	70	6/£1.00
Z3372	CI106B1	TO202	200V 4A	2300	3/£1.00
Z3436	C20D	TO48	400V 7.4A	100	2/£1.00
Z2523	TICP106D	TO92	400V 100mA		6/£1.00

EVERYTHING ON THIS PAGE 1/4 (25%) OFF!
 (Except where prices are indicated by SALE flag)

New crystal list.

June 95. Updates previously listed types still available and includes a number of new devices.

CODE	FREQ'y in MHz	TY PE	QTY	PRICE
Z2522	0.032768	H		50p
Z3487	0.132	H	1000	50p
Z3485	0.352	A	200	£1.00
X3075	1.000	C	20	£2.50
X3076	1.024	E	1036	£1.00
Z3237	1.8432	A	200	£1.50
Z3274	1.8432	E	15	£1.50
Z3238	2.000	C	600	£1.50
X3120	2.097152	E	300	£1.00
X3077	2.34340	C	1400	50p
Z1853	2.4576	E	395	50p
Z2844	3.000	B		£1.50
Z3239	3.000	E	300	£1.50
Z3486	3.6	A	3800	50p
Z3243	3.6864	A	40	60p
X3251	3.6864	F	150	60p
Z3244	4.000	A	830	60p
Z3488	4.433619	A	100	50p
Z3245	4.440	A	18	£1.50
Z3484	4.69945	A	2150	50p
Z3246	4.9152	A	100	60p
Z3247	4.9562	A	50	60p
Z3248	5.0688	A	478	60p
Z3249	5.120	A	21	60p
Z3480	5.90904	B	366	£2.00
Z3250	5.9904	A	733	£1.00
Z3491	5.9904	B	16	£2.00
X3119	6.000	K	50	£2.00
Z3492	6.0288	A	50	£1.00
Z3251	6.144	A	692	£1.00
Z3489	6.804	A	312	60p
Z3482	7.8164	A	89	60p
X3078	7.98720	A	1806	60p
Z3252	8.000	D	60	£1.00
Z3479	8.064	A	100	60p
Z3462	8.680000	B	1090	£2.00
Z1854	8.883256	A		50p
X3079	8.88723	A	90	60p
Z3477	9.360	A	70	60p
Z3476	9.449	A	208	50p
Z3472	9.80	A	213	50p
Z3253	9.8304	A	19	60p
X3080	11.9808	A	822	60p
Z3493	12.16	A	200	60p
Z2079	14.000	A	700	60p
Z3473	14.976	A	500	50p
Z3481	15.00000	B	993	50p
Z3476	16.40	A	573	60p
Z3256	16.58880	A	25	60p
Z2896	16.800	B		£2.00
Z3470	17.06	A	369	60p
Z3489	17.73447	F	502	60p
X3081	18.000	B	50	£1.00
Z3480	18.1272	A	78	£1.00
Z3258	19.6608	A	25	£1.00
Z2845	20.000	B		£1.50
Z3485	20.79	A	359	60p
X3082	21.29375	G	574	60p
X3083	21.30	B	650	60p
Z3260	22.032	A	50	60p
Z3467	22.9068	A	103	60p
Z3262	23.6840	A	1	£1.50
Z3263	23.400	A	50	£1.00
Z2898	24.000	B		£2.00
X3084	24.192	B	48	£1.00
Z3266	25.000	B	100	£3.00
Z3486	28.1088	A	498	60p
X3085	30.7200	A	50	£1.00
X3086	40.0	B	16	£1.00
Z3488	45.0	A	68	£1.00
Z3474	48.000	A	900	£1.00
Z3464	50.0	A	83	£1.00
Z3272	50.000	B	200	£2.00
Z2885	55.000	J	100	£1.00
X3087	57.000	B	1000	£1.00
Z3273	80.000	B	200	£2.00
Z3463	64.0	A	736	£1.00
Z3433	71.429	B		£2.00
Z3471	84.375	A	100	£1.00
Z3490	177.0	A	50	£1.00

A	HC49 - 13x10x3 7(W)	F	HC49/4 10x3 5x4mm(W)
B	OSC. 4 PIN PACKAGE(P)	G	8.7x6.8x2.1mm(W)
C	HC6 - 19x18x8(P)	H	8.8x2.9dia(W)
D	Plastic 3 pin SIL 16x7.5 x4 5(P)	J	Crystal Filter 8x7x2mm
E	HC6 - 19x18x8(W)	K	Like HC49. only. 5mm high (W)

W= Wire ended P= Plug In

BOOKS

TEKTRONIX MANUALS

Dating from 1958, this collection covers a wide variety of test equipment. Manuals supplied will be originals in some cases where we have sufficient stocks, otherwise photocopies.

(a) Oscilloscopes

Code	Model	Price
Z1001	465 early	£25
Z1002	465 B250000+	£25
Z1003	517A	£15
Z1004	520	£25
Z1005	524AD	£15
Z1006	526	£15
Z1007	535A	£20
Z1008	543/543A	£20
Z1009	535/535A	£20
Z1010	544	£20
Z1011	545	£20
Z1012	545A	£20
Z1013	545B	£20
Z1014	547	£25
Z1015	551	£20
Z1016	564	£15
Z1017	564B	£20
Z1018	575-175	£20
Z1019	581A	£25
Z1020	585	£15
Z1021	585A	£20
Z1022	661	£20
Z1023	7603	£25

(b) Probes

Z1024	6006	£3
Z1025	6008	£3
Z1026	6010	£3
Z1027	6011	£3
Z1028	6012	£3
Z1029	6028	£1
Z1030	6054	£4
Z1031	6054A	£3
Z1032	6075A	£3

(c) Plug-in Modules

Z1033	B	£10
Z1034	CA	£10
Z1035	D	£10
Z1036	H	£10
Z1037	L	£10
Z1038	M	£10
Z1039	W	£10
Z1040	Z	£10
Z1041	1A1	£10
Z1042	1A2	£15
Z1043	1A7	£20
Z1044	1A7A Diff Amp	£20
Z1045	2B67 Timebase	£15
Z1046	3A1 Dual trace amp	£15
Z1047	3A6	£10
Z1048	3A72	£10
Z1049	3B1	£10
Z1050	3B3	£15
Z1051	7A18	£15
Z1052	7B53A/AN Dual timeba	£20
Z1053	53/54B	£10
Z1054	53/54D	£10
Z1055	53/54G	£10
Z1056	82	£15
Z1057	86	£10

(d) Current Probe Amplifiers

Z1058	134	£10
Z1059	131/P6016	£10

(e) Time Mark Generator

Z1060	184	£15
-------	-----	-----

(f) Calibrators

Z1061	067-0521-00	£10
Z1062	067-0523-00	£10
Z1063	Calibration fixtures	£10

(g) Miscellaneous

Z1064	RCB15 UHF FM Tx/RX	£25
-------	--------------------	-----

(h) Operators Book

Z1065	434	£3
Z1066	465/DM40-43 meters	£5

Some surplus books we've had in stock for some time, now being cleared at silly prices



MOD1 The Car Modeller's Handbook by Mat Irvine. Comprehensive guide to all aspects of building and finishing model cars, mostly to 1:24 or 1:25 scale. Published at £6.95. **Our Price £2.50**



MOD3 Make the most of your pocket calculator. A slim volume by Lars Johnson - more of historical interest now as it was published in 1977. **50p**

MOD5 Microcomputers by A.J. Dirksen. Yes, well... They weren't too micro when this was published in 1978. Nevertheless, it does show just how far we've come. Contains lots of info on the 8080 chips... **£4**

An Introduction to Video



BP100 An Introduction to Video by D.K. Matthewson. Even though published in 1983, still contains some useful info, and interesting from a historical point of view. **£1.50**

and one new addition to the Workshop Practice Series...



No22 Covers everything from fitting a 13A plug to wiring a new workshop building. Also includes chapters on security systems, telephones and TV aerials. **£6.95**

£6.95

EVERYTHING ON THIS PAGE 2 FOR THE PRICE OF 1 Pay the price shown per item or pack - you'll receive double the quantity!
(Except where prices are indicated by **SALE** flag)

CAPACITORS

Electrolytics

Axial, Low voltage (up to 200V)

Code	Value/Volts	£2 pack
Z3820	0.47/160	50
Z3822	1.5/63	50
Z5906	1/100	50
Z2971	1/50	35
Z3821	1/63	50
Z2972	1/63	35
Z3827	10/16	50
Z2975	10/16	35
Z2976	10/25	35
Z3828	10/250	20
Z3835	100/10	50
Z5910	1000/10	16
Z2987	1000/16	16
Z2988	1000/35	12
Z2989	1000/40	12
Z2990	1000/56	10
Z3836	150/6.3	50
Z2973	2.2/50	35
Z2974	2.2/50	35
Z2978	22/25	30
X3110	22/350	12
Z3829	22/40	40
Z3837	220/10	40
Z2983	220/10	30
Z3838	220/16	30
Z5908	220/25	30
Z5378	2200/16	10
Z5911	2200/35	5
Z5379	2200/35	5
Z2991	2200/6.3	20
Z3823	3.3/25	50
Z3830	33/10	50
Z3831	33/16	50
Z2979	33/16	50
Z3832	33/25	50
Z3833	33/40	40
Z5907	33/63	30
Z3839	330/10	25
Z5461	330/100	10
Z5375	330/100	10
Z5909	330/63	15
Z3840	3300/16	6
Z3824	4.7/25	50
Z3826	4.7/63	40
Z2980	47/10	35
Z2981	47/10	35
Z2984	470/10	25
Z2985	470/16	20
Z2986	470/50	20
Z5912	4700/10	6
Z5913	4700/16	5
Z5382	4700/16	5
Z5384	4700/25	4
Z3834	68/16	50
Z429	750/16	25
Z788	8/25	50

Tants Caps

Code	Value/Volts	£2 pack
Z3441	10µF/16	20
Z2562	100µF/6.3	4
Z3549	15µF/50	12

Radial

Code	Value (µF) / Volts	£2 Pack
Z3801	0.22/50	200
Z3802	0.33/50	200
Z3803	1/50	200
Z5322	1/50	200
Z3806	10/10	200
Z3807	10/50	100
Z4420	100/100	40
Z5904	1000/10	40
Z5376	1000/40	10
Z3816	150/25	50
Z428	1500/40	15
Z3808	22/16	100
Z3809	22/25	80
Z5901	220/100	20
Z3817	220/35	50
Z5905	2200/10	25
Z5377	2200/16	10
Z3804	3.3/25	200
Z3811	33/16	100
Z3812	33/25	100
Z5374	33/25	100
Z3813	33/63	50
Z5902	330/63	25
Z5380	3300/16	10
X6044	3300/25	6
Z3805	4.7/25	100
Z5373	4.7/50	50
Z3814	47/10	200
Z3815	47/100	50
Z3294	47/16	100
Z5323	47/16	100
Z2319	47/25	40
Z5324	470/10	50
Z5903	470/35	20
Z5325	470/35	20
Z3818	470/6.3	50
Z5732	4700/16	8
Z5866	4700/16	20
Z5383	4700/16	12
Z3061	4700/25	6

Ceramic Caps

Code	Value/Volts	£2 pack
Z1965	0.01µF/	80
X3112	0.01µF/200	40
Z7023	0.01µF/25	100
Z1709	0.01µF/50	60
Z781	0.02µF/50	100
Z7024	0.022µF/16	100
Z7136	0.033µF/25	100
Z7026	0.039µF/16	100
Z7027	0.047µF/50	100
Z3440	0.1µF	40
Z3437	0.1µF/	20
Z7028	0.1µF/25	100
Z2812	0.1µF/50	50
X3111	0.22µF/50	12
Z3438	0.47µF/	15
Z3439	0.47µF/25	20
Z3046	1.5µF/50	50
Z7019	1200pF/16	200
Z7013	120pF/50	200
Z7020	1500pF/16	200
Z1541	2200pF/	40
Z7008	22pF/50	200
Z7021	2700pF/16	200
Z7022	3300pF/25	200
Z7015	330pF/50	200
Z7002	3pF/50	200
Z7003	4.7pF/50	200
Z7009	43pF/50	200
Z5812	4700pF/500	100
Z7017	470pF/50	200
Z7010	47pF/50	200
Z1769	680pF/2000	30
Z7004	6pF/50	200
Z7007	8.2pF/50	200
Z7018	820pF/50	200
Z7012	82pF/50	200

Polyester Caps

Code	Value/Volts	£2 pack
Z2955	0.001µF/	20
Z2956	0.0015µF/	20
Z2957	0.0022µF/	20
Z2958	0.0033µF/	20
Z2959	0.0047µF/	20
Z2960	0.0068µF/	20
Z7030	0.015µF/50	200
Z2962	0.015µF/	16
Z2963	0.022µF/	16
Z2964	0.033µF/	16
Z7031	0.039µF/200	200
Z2965	0.047µF/	12
Z5387	0.047µF/400	40
Z7032	0.056µF/50	200
Z2966	0.068µF/	12
Z4423	0.1µF/100	100
Z1766	0.1µF/250	8
Z2320	0.1µF/250	12
Z2968	0.15µF/	10
Z2969	0.33µF/	8
Z2970	0.47µF/	5
Z3205	0.9µF/250	40
Z3206	1.0µF/250	6
Z5388	1.0µF/400	10
Z5389	1.0µF/630	8
Z4426	1µF/63	40
Z3827	10µF/	3
Z3201	1000pF/50	400
Z2950	1500pF/100	100
Z7028	1800/50	200
Z7133	1800/50	200
Z3825	2.2µF/	6
Z4428	2.2µF/63	5
Z3826	2.2µF/63	6
Z7029	2200/50	200

Solid Tant Caps

Code	Value/Volts	£2 pack
Z3853	1µF/40	30
Z3633	100µF/10	6
Z3852	150µF/6	10
Z3848	22µF/15	20
Z3851	220µF/10	6
Z3634	220µF/10	3
Z3849	33µF/10	20
Z3854	6.8µF/50	20
Z3851	6.8µF/6	40

New range of high voltage radial electrolytics. We are frequently asked for these caps, particularly now valve equipment is back in vogue.



10% OFF

Code	Value/Volts	lxd	Pitch	1-24	25-99	100+
NK1001	1µ 450V	12x8	3mm	33p	0.21	0.17
NK1002	2.2µF 450V	13x10	5mm	35p	0.22	0.18
NK1003	4.7µF 450V	20x10	5mm	49p	0.31	0.25
NK1004	10µF 400V	25x13	5mm	57p	0.36	0.29
NK1005	22µF 450V	27x16	7.5mm	109p	0.70	0.56
NK1006	47µF 400V	36x16	7.5mm	214p	1.37	1.10

EVERYTHING ON THIS PAGE 2 FOR THE PRICE OF 1 (Except where prices are indicated by **SALE flag**)
Pay the price shown per item or pack - you'll receive double the quantity!



- X3215 33µF 250V, size 25x16. **5/£1.00**
- X3191 100µF 160V, size 40x25. **3/£1.00**
- X3189 100µF 400V, size 31x25. DP 3.89 **£2.00**
- X3221 150µF 385V, size 48x36. DP 388 **£2.00**
- X3190 470µF 350V, size 51x30. DP 6.00 **£3.00**

Sub min electrolytics

Superb quality product at a remarkably low price. All are 6.8 x 3.6mm dia axial, except 10µF 6V which is 5.5 x 3.2mm dia radial.

Code	Value	Volts	Pack of 200
X3109	0.1µF	50V	£5.00
X3103	1µF	50V	£5.00
X3104	2.2µF	50V	£5.00
X3105	3.3µF	50V	£5.00
X3106	4.7µF	25V	£5.00
X3107	6.8µF	25V	£5.00
X3108	10µF	6V	£5.00

Some surface mount caps, all 50V size 2x1.2mm

- Z7125 22F **3k/£10.00**
- Z7126 68pF **3k/£10.00**
- Z7127 82pF **3k/£10.00**
- Z7128 100pF **3k/£10.00**
- Z7129 180pF **3k/£10.00**

Some electrolytics from a recent parcel. Most have been mixed into our K528 packs, but we've selected a few to sell individually.

- X3101 Phillips 10µF 16V disc 7.5mm dia, 5mm pitch. Packs of 200 **£2.00** Box of 1000 **£7.50**
- X3102 Phillips 1µF 40V disc 7.5mm dia, 5mm pitch. Packs of 200 **£2.00** Box of 1000 **£7.50**
- X6044 3300µF 25V radial 31x16mm, 7.5mm pitch. Bag of 50 **£10.00**
- X3111 0.22µF 50V multilayer ceramic 7.5x7.5x2.5mm 5mm pitch. CK06 list 0.94 Our Price **6/£1.00** 100+ 0.10 1k+ 0.07
- X3112 0.01µF 200V multilayer ceramic 5x3x2mm, 2.5mm pitch. **20/£1.00** 100+ 0.03 1k+ 0.02

SUPER DEAL ON NEW, FULL SPEC TO92 TRANSISTORS!

GREAT SALE PRICES!

One of our suppliers is clearing stocks of the following popular small signal transistors.

BC182LB	BC214C	BC559A	MPSA6532
BC183	BC337	BC559B	MPSA6571
BC183A	BC338	BC560A	2N3710
BC183B	BC347A	BF195	2N3711
BC183C	BC415	MPSA43	2N3903
BC183LC	BC446	MPSA55	2N3905
BC184LC	BC548A	MPSA2907	2N4400
BC213LA	BC548B	MPSA6522	2N4402
BC213LB	BC550B	MPSA6523	2N4403

Packs of one type.

100 £3; Any 10 £25

K900 Mixed packs - approx equal numbers of all above types

100 £3.50; 300 £9.50; 1000 £30

TRANSISTORS

CODE	TYPE	CASE	DESCRIPTION	QTY	PRICE
Z2886	2N3019	TO39	Transistor	30	2/£1.00
Z2548	2N3232	TO3	60V; 7A; 117W. Hfe 18-55 @3A npn		2/£1.00
Z2549	2N3792	TO3	80V; 10A; 150W. Hfe 40-150@1A npn	200	£1.00
Z2484	2N3903	TO92	Transistor		12/£1.00
Z721	2N397		2 matched alloy transistors PNP		40p
Z6138	2N4392	TO18	TO18 FET, N, 40V 300mW		3/£2.00
Z2884	2N4905	TO3	Transistor	90	£2.00
Z2885	2N5108A	TO39	Transistor	156	2/£1.00
Z2550	2N6385	TO3	darlington ??V; 10A; 100W. Hfe 1000@5A. npn	389	£1.50
Z2851	2N6520	TO92	High voltage 350V 0.5A, 625mW Hfe 20-100 @ 50mA. PNP		10/£2.00
Z2881	2S323	TO18	Transistor	1300	£2.00
Z2882	2S324	TO18	Transistor	500	£2.00
Z7301	2SC1449	TO126	Transistor	295	4/£2.00
Z7302	2SC1675	TO92	Transistor	540	8/£2.00
Z7304	2SC2001	TO92	Transistor	834	8/£2.00
Z7303	2SC2028	TO126	Transistor	147	4/£2.00
Z7111	2SC2413K		surface mount	33k	50/£2.00
Z7138	2SC331	TO92		2k8	50/£2.00
Z7305	2SC829	TO92	Transistor	1729	20/£2.00
Z1770	2SC945		Small signal siliconNPN		250/£8
Z2878	40430	TO39	Unknown	750	5/£1.00
Z2660	83R10		Murata Filter		£1.00
Z2883	BC177A	TO18	Transistor	275	10/£1.00
X3124	BC212A	TO92	Small signal PNP		100/£3
X3231	BDW93	TO220	40V; 80W; 12A. Hfe 750@5A darlington		40p
X3232	BDW94	to220	40V; 80W; 12A. Hfe 750@5A darlington		40p
Z724	BDX88A	TO3	darlington 80V; 12A; 117W; Hfe 7540 @6A npn		2/£1.00
Z3888	BDY60		Mullard		£1.00
Z3889	BDY62		Mullard		£1.00
Z3890	BFX29		Mullard		5/£1.00
X3122	D44H10	TO220	Transistor 80V NPN		10/£1.00
Z2324	DTS701	TO3	Silicon rated 800V 1A 50W		£3.00
Z3891	GET111		Mullard		3/£1.00
Z3891	GET113		Mullard		3/£1.00
Z3892	GET115MP		Mullard		£1.00
Z3884	MPSA13	TO92	Darlington 30V; Hfe 10,000 @ 0.1A		8/£1.00
Z3894	OC169		Mullard		£1.00
Z3896	OC201		Mullard		£2.00
Z3897	OC35		Mullard		£3.00
Z3898	OC45		Mullard		4/£1.00
Z3681	TIP110		Pack of 5 with mntg kits from RS Components Ltd.		£1.50
Z3768	TIP30A	TO220	60V 1A 30W	800	8/£1.00
Z3766	TIP41	TO220	40V 6A 65W NPN	850	5/£1.00
X3233	TIPP31	TO92	40V; 2A npn TO92		8/£1.00
X3234	TIPP32	TO92	40V; 2A npn to92		8/£1.00
Z2514	ZTX751	TO92	Rated 80V, 2A, 1W PNP		5/£1.00

EVERYTHING ON THIS PAGE 2 FOR THE PRICE OF 1
(Except where prices are indicated by **SALE** flag)

Pay the price shown per item or pack - you'll receive double the quantity!

A01 Mini maths set - clear zipped pencil case with rule, protractor, rubber and sharpener. **99p**
Q8F Small maths set - colourful rule, two set-squares, protractor and a pair of compasses. **99p**

Ink & Leads
Z01158 Tube of 12 x 2H leads 2mm dia.

Price 25p; 10+ 0.17; 50+ 0.12
Z01268 Staedtler/Mars lumochrom leads. Pack of 12 in dispenser. Blue 2mm. Fits all standard lead holders. **Prices 30p;** 10+ 0.20; 50+ 0.15
Z01159 Tube of 12 Green leads 2mm dia. **Prices 30p;** 10+ 0.20; 50+ 0.15
Z23186 Drawing Ink, Staedtler/Mars 23ml plastic bottle (green). **Only £1.00 each;** 10+ 0.70
CO3010 This attractive case come with 24 FTL plastic crayons in different colours. **Price £1.50**

HELIX MATHS SET

Colourful 4 piece set - protractor, 15cm rule, 45 and 60 degree set squares in bright primary colours, in a handy pouch

Big Discounts for quantity!

100+ 0.45
1000+ 0.35

99p

Order Code Q86013



Z314 A pair of spring bow compasses 85mm long. Will draw circle up to 64mm dia. **Only £1.00**



PASSPORT TO WORLD BAND RADIO

Not just another listings book - this 432 page 254x178mm tome is a shortwave listeners delight. Beautifully produced on quality paper it is truly international. It is divided in to several distinct sections:

(a) **How to Listen:** Includes time zone map, best news stations for 1994, top entertainment shows for '94, and Complete Idiot's Guide to Getting Started.

(b) **What to Listen With:** Extensive reviews of 122 receivers, priced in several currencies. Digital/analogue portables, car, tabletop from £15 to over £4,000

(d) **Where & When:** What's on tonight?, Worldwide broadcasts in English, Voices from home and beyond, Address list + times, future


plans, fax/freephone nos, Channel by channel - 186 pages in frequency order from 2310 to 25905kHz

(e) A Glossary of Terms.

Whether you're an experienced short wave listener or especially if you're just taking up the hobby, you'll find this volume a mine of information, well set out and easy to read. A book that won't disappoint!

Order Code GAZ101 (NOT 2 FOR 1)

£14.99



THE VE DAY COMMEMORATIVE COLLECTION

Each collection contains three AIRFIX kits:

Supermarine Spitfire Mk IX
Messerschmitt Me262
American P51D Mustang

Plus
4 enamel paints
1 tube poly cement
1 paint brush

£14.99

(NOT 2 FOR 1)
Order Code L8423

SOUND EFFECTS CHIPS

Code	Description	Prices	1-24	25-99	100+
SG1	Four train noises	£3.04	1.52	1.01	
SG2	Phone tones	£1.58	0.80	0.53	
SG3	16 door chime tunes	£2.84	1.43	0.95	
SG4	Three sirens and machine gun!	£1.89	0.95	0.63	
SG5	Ding-dong door chime	£1.79	0.90	0.60	
SG6	Melody IC in T092 package	£1.60	0.80	0.53	
SG7	As SG6, but complete with battery, slide switch, and piezo on adhesive card to use in book or greetings card	£2.10	1.05	0.70	
SG8	28 second solid state message recorder	£11.76	5.88	3.92	

25% OFF THESE LISTED PRICES

EVERYTHING ON THIS PAGE 1/4 (25%) OFF!
(Except where prices are indicated by **SALE** flag)

HELIX PRODUCTS

TECHNICAL COMPASS SET




T71010 140mm long compasses with adaptor to take pen or pencil. Spare leads supplied. **PRICE £2.25**



MINI TELEPHONE INDEX

N04020 Compact pop-up index for pocket or handbag. **PRICE 75p**



HOLE PUNCHER

Q51040 Perforator for punching holes 80mm apart to fit standard ring binder. **PRICE £1.25**



SELF ADHESIVE LABELS

F05011 12 sheets of coloured labels 31x18mm. Total of 216. **PRICE 75p**

F05010 12 sheets of white labels. Total of 132 in three sizes: 31x19mm, 46x28mm, 94x28mm. **PRICE 75p**




PLASTIC CRAYON SET

C03010 Plastic wallet containing 24 different "fun to learn" plastic crayons. **PRICE £1.50**




MATHS SET

A10000 Economy maths set. 2 set squares, protractor, 15cm rule, all in bright colours together with compasses and eraser in a rigid see through pack. **PRICE £1.50**



13" PENCIL CASE

M72890 Nylon ring binder pencil case 330x150mm with strong zip. **PRICE £1.50**



H40 Lettering guide value pack. Contains 4 popular sizes: 5mm and 10mm upper and lower case; and 20mm and 30mm upper case only. Supplied in compartmented clear plastic case. **PRICE £1.99**




PARCEL WRAPPING KIT

F10750 Useful kit containing a roll of selotape, string, adhesive labels, ballpoint pen and two sheets of strong brown paper, each 1.2x0.9m. **PRICE 75p**

EVERYTHING ON THIS PAGE 2 FOR THE PRICE OF 1
(Except where prices are indicated by **SALE** flag)

Pay the price shown per item or pack - you'll receive double the quantity!

BREADBOARDS & TOOLS



Easiwire - an exciting new product from BICC-VERO which enables you to construct electronic circuits quickly, easily and cleanly - without solder - by using a wrapping technique.

Easiwire is supplied in kit form and is complete with everything required to construct a circuit.

- ∞ A high quality wiring pan with built-in wire cutter.
- ∞ A flexible injection mould wiring board.
- ∞ An unwrap tool. A double ended device for anchoring the wire that needs to be changed.
- ∞ Two sheets of double sided, self-adhesive material.
- ∞ Spring-loaded terminals and jacks for off board connections.
- ∞ Spare spool of wire.
- ∞ A clearly written instruction book.

428-63625
£4.95

SALE PRICE £2.95

Spares:
Z3171 Easiwire adhesive sheets. Pack of 6/£1.50
SALE PRICE 75P

Z2315 Allen key, 4mm 27mm x 110mm. 25p

Breadboards



Z5725 Protoboard 100. Do it yourself version of Z5723, but only 760 tie points and only 2 terminals. Baseplate 152x114mm. List 13.87 10 years ago. Only £8.00

Socket Set



Z9155 40 piece socket set by 'Grafter'. Good selection of sockets at a modest price - 5/32, 9/16", & 4-14mm + handle extrn adaptor etc all in a hinged metal case. £6.95

SALE PRICE £4.95

BACK IN STOCK - MINIATURE DRILL PACKS! REDUCED SHANK TUNGSTEN CARBIDE

These were very popular when last advertised and sold out quite quickly. Don't miss out this time - although we have plenty of 0.95mm, the other sizes are in short supply.

All have 3.15mm shank. They normally cost around £3 each

Available in the following packs:

K901 8 drills - 0.35, 0.85, 4 x 0.95, 1.10 and 1.15mm for £5.95 **SALE PRICE £4.50**

These sizes **only** available separately:


Z3233 0.95mm 50p; 25+ 0.40; 100+ 0.30

Z3234 1.10mm 75p; 25+ 0.50; 100+ 0.40




Claw Hammer

31392 16 oz claw hammer with a hardened steel shaft and rubber handle. £5.95



Colour Coded Screwdriver Set

14078 6 pce colour coded screwdriver set. Red handled plain slot in 5x38, 3x65, 6x100 and 8x150mm, and green handled pozi in No1 x 75mm and No 2 x100mm. £9.95



Screwdriver and nut runner set

31156 17 pce screwdriver and nut runner set, all contained in handy plastic case. 4 straight blade, 5 pozi, 6 nut runners from 5 to 10mm and bradawl £13.95



Combination Wrench Sets

19512 10 pce open end spanner set made from hardened special alloy steel in metric and AF sizes, each set held in a steel clip. Sizes 10, 11, 12, 13, 14, 15, 16, 17, 18 & 19mm; 1/4; 5/16; 3/8; 7/16; 1/2; 9/16; 1 9/32; 1 1/16; 5/8 & 3/4".

£5.95


19511 12 pce combination wrench set covering popular AF and metric sizes. CV steel. Held together in hinged clip. Sizes 10, 11, 12, 13, 14 & 17mm; 3/8; 7/16; 1/2; 9/16; 5/8 & 3/4". £7.95



Adjustable Spanner set

32998 3pce adjustable spanner set. The three tools (150, 200 and 250mm) give a total range from 0-31mm. £13.95

Glue Gun



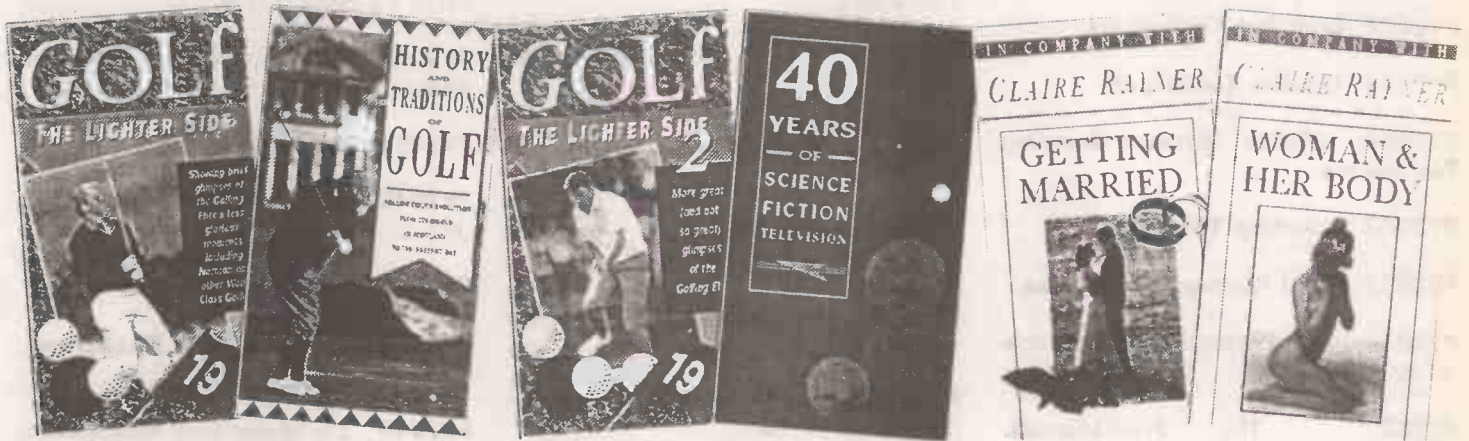
T216 A hot melt glue gun suitable for home and industrial use. Electronically controlled heating element which melts the long stick of glue when inserted into the back of the gun. A smooth flow of adhesive is controlled by the trigger feed. Suitable for a wide range of materials including most metals, PVC, concrete and asbestos. Supplied with two FREE sticks of glue!

SALE PRICE £5.50

NEW FROM TRING - BUDGET VIDEOS

In line with their policy of providing great products at low, low prices these videos are just

£3.99 EACH



TVA001 Golf - The lighter side. All the hilarious and unbelievable moments from the big names in golf.

TVA002 The history and traditions of golf. From the sports origins in Scotland through to the present day.

TVA004 Golf - The lighter side 2. The golfing elite as you've never seen them before.

TVA005 40 years of science fiction. From the beginnings to the present day, the best and the worst of Science Fiction.

TVA018 Getting married. Claire Rayner offers useful tips on getting, and staying married!

TVA019 Woman and her body. Claire Rayner gives sensitive guidance.



TVA020 Health is happy. Claire Rayner offers advice on all aspects of living a healthy life.

TVA021 Stepping out. Essential advice on those teenage years from Claire Rayner.

TVA022 Experiencing pregnancy. The fact and the joy presented by Claire Rayner.

TVA023 Good sex, safe sex. From contraception to satisfaction, Claire Rayner offers essential advice.

TVA024 1978 - The year of your birth. All the important events from the year you were born.

TVA025 1979 - The year of your birth. All the important events from the year you were born.

TVA026 1980 - The year of your birth. All the important events from the year you were born.


TVA027 1981 - The year of your birth. All the important events from the year you were born.

TVA028 1982 - The year of your birth. All the important events from the year you were born.

TVA029 1983 - The year of your birth. All the important events from the year you were born.

TVA030 1984 - The year of your birth. All the important events from the year you were born.

TVA031 1985 - The year of your birth. All the important events from the year you were born.



PY2001 Conditioning Techniques.

PY2002 Shot Put Techniques.

PY2003 Hurdles Techniques.

PY2004 Middle Distance Running Techniques.

PY2007 Sprinting Techniques.

PY2011 Road Running Techniques.

PY2021 The Professionals. Foxhole on the roof.

PY2022 The Professionals. Operation Susie.

PY2023 The Professionals. Purging C.I.S.

PY2024 The Professionals. The female factor.

PY2025 The Professionals. Involvement.

PY2026 The Professionals. Wild justice.

PY2027 Moonlighting. Gunfight at the So-So corral.

PY2028 Moonlighting. Read the mind - See the movie.

PY2031 Moonlighting. The murders in the mail.

PY2032 Moonlighting. Brother can you spare a blonde.

PY2033 Moonlighting. My fair David.

PY2034 Moonlighting. The dream sequence always rings twice.

PY2036 The New Avengers. The eagles nest.

PY2037 The New Avengers. The last of the cybernauts..?

PY2038 The New Avengers. Sleeper.

PY2039 The New Avengers. Target.

PY2040 The New Avengers. The gladiators.




PY2041 The New Avengers. Faces.

PY2044 Dempsey and Makepeace. Lucky Streak.

PY2045 Dempsey and Makepeace. The Squeeze.

PY2046 Dempsey and Makepeace. Hors de Combat.

PY2047 Dempsey and Makepeace. Given to acts of violence.



PY2052 Transformers. Volumes 3 and 4.

PY2053 Transformers. Volumes 1 and 2.

PY2054 Transformers. Volumes 5 and 6.

PY2055 Visionaries. Volumes 5 and 6.

PY2056 Defenders of the Earth. Volumes 5 and 6.

PY2057 Defenders of the Earth. Volumes 3 and 4.

PY2058 Defenders of the Earth. Volumes 1 and 2.

PY2059 The Bluffers. Volumes 1 and 2.

PY2060 The Bluffers. Volumes 5 and 6.

PY2061 Raggedy Ann & Andy. Volumes 1 and 2.

PY2062 Ghostbusters. Further adventures of the famous ghostbusters.

PY2063 Saber Rider. Volumes 1 and 2.

PY2064 Thunder Sub. Volumes 1 and 2.

PY2065 Gigi and the Fountain of Youth.

PY2066 Denver. The most loveable dinosaur.

PY2067 Houndcats. Volumes 1 and 2.



TVB034 Golf lessons from the super pros. Shave strokes of your game in a weekend!

TVB037 Prince - The early years. A memorable video portrait of pop's most influential artist.

TVB039 Back to the 60's. Space travel, Vietnam, Peace rallies and all the music!

TVB043 Recipes for entertaining. Impress your friends with this step by step guide.

TVB044 Vegetarian meals. Inspirational ideas on recipes and how to present them.

TVB045 Oriental banquet. A taste of the Orient with these easy but exotic recipes.



TVB046 Microwave cooking. Use your microwave for more than simply reheating frozen meals!


TVB047 The spice of India. Traditional and tasty Indian recipes by Meera Taneja.

TVB048 Jane Asher's world of cakes. Who better to advise than Jane Asher on cakes for every occasion.

TVB050 The Thatcher years. ITN footage of the most controversial Prime Minister in history.

TVB051 The Yorkshire ripper. ITN footage of the most complex investigation ever.

TVB052 Space - The final frontier. ITN footage covering three decades of man's greatest challenge.



TVB053 Lower your cholesterol. Anne Diamond presents information everyone will need to know.

TVB054 Hostage. Exclusive and unseen ITN footage of this devastating ordeal.

TVB055 Britt fit. Britt Ekland presents her personal fitness routine.

TVB063 Stress. How it can be effectively controlled and managed.

TVB064 Asthma. How to overcome both the problems and discomforts.

TVB065 Back pain. covering both the common and serious conditions and their relief.

TVB066 Skin. An authoritative guide to healthy skin.


TVB067 Child health. Expert guidance on how to bring up healthy and happy children.

TVB069 Food Safety. How to eat safely and healthily.

TVB070 Heart attack. The warnings and the treatment.

TVB071 Cancer. Definitive medical advice about the facts of the disease.

TVB072 Arthritis. How to live with it and the therapies that can help.



TVA032 Harley Davidson. The legend - the History - The Bikes!


TVB001 Trout and fly fishing. Tips and techniques from the experts.

TVB002 Fishing for pike. If you like catching big fish, see the 27 pound pike landed on this video!

TVB003 Great boxing knockouts. A ringside seat at all the great events.

TVB004 Steam alive. A tribute to the golden age of steam locomotives.

TVB005 Flying Scotsman. The greatest of all locomotives during its visit to Australia.



TVB007 Stock car crash! Experience the thrills and spills at 200mph.


TVB010 Monster trucks. Everything you could want to know about these car crushing giants.

TVB012 Indian wars. See and hear the true stories of "The Great Indian Wars".

TVB014 Superstars & dazzling dunks. The skills of basketball and the funnyside of the sport.

TVB018 From steam to diesel. Revisit the Texas State Railroad in all its glory.

TVB019 The Age of Steam. Historic locomotives of the 20's and 30's in glorious scenery.



TVB020 Gunfighters of the old west. Billy the Kid, Buffalo Bill and many more - the truth is told here.

TVB024 Pride & Passion. World class football players demonstrate what it takes.

TVB025 Elvis - Unguarded moments. Unique footage prior to his first live performance for eight years.

TVB029 Back to the 50's. The news, views, sounds and sights of the 50's.

TVB030 Silver state classic. The fastest open road race in the world!

TVB031 American football. The lighter side from this toughest of sports.

**A superb collection of classical CDs - £4.95 each
Spend over £20 and choose another single CD FREE!**

BACH

APCD304

BRANDENBURG CONCERTO NO 3 in G Major
Munich Chamber Orchestra (Henry Adolph)
BRANDENBURG CONCERTO NO 4 in G Major
Munich Chamber Orchestra (Henry Adolph)
BRANDENBURG CONCERTO NO 5 in D Major
Munich Chamber Orchestra (Henry Adolph)
TOCCATA AND FUGUE in D Minor
Organ - Eberhard kraus

BEETHOVEN

APCD300

SYMPHONY NO 5 in C Minor OP 67
i) Allegro con brio ii) Andante con moto iii) Allegro
Allegro-Allegro-Presto
London Symphony Orchestra (George Richter)
OVERTURE TO 'LEONORA' NO 3 in C Major OP 72a
London Symphony Orchestra (George Richter)
PIANO SONATA NO 14 'MOONLIGHT' (1st Movement)
Piano - Dieter Goldmann
PIANO SONATA 'PATHETIQUE' (2nd Movement)
Piano - Dieter Goldmann
SYMPHONY NO 9 in D Minor OP 125 4th Movement (Excerpt)
London Symphony Orchestra (George Richter)

APCD337

SYMPHONY NO. 9 in D Minor OP 125 "Choral"
Hamburg Symphony Orchestra (Werner Ludwig Baum)

APCD325

SYMPHONY NO. 7 in A Major OP 92
Hamburg Symphony Orchestra (Werner Ludwig Baum)
SYMPHONY NO. 8 in F Major OP 93
Hamburg Symphony Orchestra (Werner Ludwig Baum)

BERLIOZ

APCD319

'OVERTURE: ROMAN CARNAVAL' OP 9
London Symphony Orchestra (Alberto Rizzio)
HUNGARIAN MARCH (The Damnation of Faust) OP 24
Hungarian State Symphony Orchestra (Laszlo Tibor)
SYMPHONIE FANTASTIQUE OP 14 (in 5 movements)
i) Reveries (Dreams - Passions) ii) At the Ball
iii) In the Countryside iv) March to the Scaffold
v) Dream of a Witches' Sabbath
French National Radio Orchestra (Pierre Carbidiere)

BIZET

APCD318

CARMEN SUITE NO. 1
i) Prelude - Aragonaise ii) Intermezzo iii) Seguedilla
iv) Les Dragons d'Alcala v) Les Toreadors
CARMEN SUITE NO. 2
vi) Marche des Contrebassiers vii) Habanera
viii) Chansons du Toreador ix) Le Gardie Montant
x) Danse Bohème
L'ARLESIENNE SUITE NO. 1
i) Prelude ii) Minuetto iii) Adagietto iv) Carillon
L'ARLESIENNE SUITE NO. 2
v) Pastorale vi) Intermezzo vii) Menuet viii) Farandole
French National Radio Orchestra (Pierre Carbidiere)

BRAHMS

APCD312

ACADEMIC FESTIVAL OVERTURE OP 80
London Symphony Orchestra (Alberto Rizzio)
WALTZ NO. 15 OP 39
Pianist - Martin Jones
HUNGARIAN DANCE in D minor
Hamburg Philharmonic Orchestra (Hans-Jurgen Walter)
CLARINET QUINTET OP 115 - Intermezzo
Bochmann String Quartet, Clarinet - David Campbell
LULLABY (Cradle - Song) OP 49 NO. 4
Pianist - Martin Jones
HUNGARIAN DANCE in D major
Hamburg Philharmonic Orchestra (Hans-Jurgen Walter)
SYMPHONY NO. 3 in F Major OP 90
Kiev Philharmonic Orchestra (Nikolai Sokolov)

APCD326

SYMPHONY NO. 2 in A Major OP 16
Vienna Symphony Orchestra (Alfred Scholz)
VIOLIN CONCERTO in D Major OP 77
Vienna Symphony Orchestra (Alfred Scholz)
Violin - Tomoko Fujita

CHOPIN

APCD305

GRAND WALSE BRILLANTE FROM 'LES SYLPHIDES'
Berlin Pro Musica Symphony Orchestra (Hans-Jurgen Walther)
FANTASIE IMPROMPTU in C Sharp Minor OP 66 NO 4
Piano - Dieter Goldmann
NOCTURNE OP 27 NO 2
Piano - Dieter Goldmann
MAZURKA OP 7 in B Major
Piano - Dieter Goldmann
ETUDE OP 10 NO 12 in C Minor (Revolution)
Piano - Dieter Goldmann
POLONAISE OP 53 in A Flat Major (Heroic)
Berlin Pro Musica Symphony Orchestra (Hans-Jurgen Walther)
WALTZ OP 64 NO 2 in C Sharp Minor
Piano - Dieter Goldmann
NOCTURNE OP 9 NO 2 in E Flat Major
Piano - Dieter Goldmann
MILITARY POLONAISE OP 40 NO 1 in A Major
Berlin Pro Musica Symphony Orchestra (Hans-Jurgen Walther)
PRELUDE OP 28 NO 15 'RAINOROP' in D Sharp Major
Piano - Dieter Goldmann
WALTZ OP 64 NO 1 'MINUTE WALTZ' in D Flat Minor
Piano - Dieter Goldmann
BALLAD OP 23 NO 1 in G Minor
Piano - Dieter Goldmann
ETUDE OP 10 NO 3 in E Major
Piano - Dieter Goldmann

APCD341

CONCERTO for PIANO & ORCHESTRA NO. 1 in E Minor OP 11
*IMPROMPTU OP 36 NO. 2 in F Sharp Major
*IMPROMPTU OP 51 NO. 3 in G Flat Major
POLONAISE OP 26 NO. 1 in C Sharp Minor
PRELUDE OP 28 NO. 6 in B Minor
Nuremberg Symphony Orchestra (Hans Zanatell)
*Piano - Yossi Shomer***

DEBUSSY

APCD321

CLAIR DE LUNE
Pianist - Nicholas York
PRELUDE AL 'APRES-MIDI D'UNE FAUNE'
New Philharmonia Orchestra (Claude Estrier)
THE GIRL WITH THE FLAXEN HAIR
Pianist - Nicholas York
LA MER (Symphonic Sketches in three movements)
New Philharmonia Orchestra (Claud Estrier)
GOLLIWOG'S CAKE-WALK
Pianist - Richard Tilling
NUAGES from 'Nocturnes for Orchestra'
New Philharmonia Orchestra (Claud Estrier)

DVORAK

APCD313

'CARNIVAL' OVERTURE OP 92
London Philharmonic Orchestra (Walter Susskind)
HUMORESQUE OP 107
Pianist - Nicholas York
FOUR SLAVONIC DANCES: OP 46 nos. 1 and 2, OP 72 nos. 10 and 15
Hamburg Philharmonic Orchestra (Hans-Jurgen Walter)
SYMPHONY NO. 9 in E minor 'From the New World'
Saxon State Orchestra (Helmut Koch)

APCD327

SERENADE FOR STRINGS in E Minor OP 22
Leipzig Philharmonic Orchestra (Wolfgang Muller)
CELLO CONCERTO in B Minor OP 104
Leipzig Philharmonic Orchestra (Wolfgang Muller)
Cello - Cornelia Busanini

ELGAR

APCD333

POMP & CIRCUMSTANCE NO. 1
London Symphony Orchestra (George Richter)
'NIMROD' FROM ENIGMA VARIATIONS
London Symphony Orchestra (George Richter)
SERENADE FOR STRINGS
London Symphony Orchestra (George Richter)
SOSPITI OP 70
London Symphony Orchestra (George Richter)
CELLO CONCERTO in E Minor
Lvivka Symphony Orchestra (George Richter)
Cello - Veronique Desbais

GREIG

APCD309

PEER GYNT SUITE NO 1
London Philharmonic Orchestra (Hans-Jurgen Walther)
PEER GYNT SUITE NO 2
London Philharmonic Orchestra (Hans-Jurgen Walther)
WEDDING DAY AT TROLDHAUGEN
London Philharmonic Orchestra (Hans-Jurgen Walther)
CONCERTO FOR PIANO AND ORCHESTRA in A Minor OP 16
Allegro Molto Moderato / Adagio - Attacca
Allegro Moderato Molto e Marcato - Quasi Presto
Andante Maestoso
Royal Danish Symphony Orchestra (George Richter)
Soloist - Dieter Goldmann

HANDEL

APCD306

MUSIC FOR THE ROYAL FIREWORKS
Munich Symphony Orchestra (Albert Lizzio)
CONCERTO GROSSO OP 3 NO 1 in B Major
Berlin Pro Musica Chamber Orchestra (Hans-Jurgen Walther)
FOR UNTO US A CHILD IS BORN FROM 'THE MESSIAH'
London Symphony Orchestra (George Richter)
CONCERTO GROSSI OP 3 NO 4 in F Major
Berlin Pro Musica Chamber Orchestra (Hans-Jurgen Walther)
WATER MUSIC - Excerpts (ALLEGRO/AIR/HORNPIPE)
Munich Symphony Orchestra (Albert Lizzio)
HALLELUJAH CHORUS FROM 'THE MESSIAH'
London Symphony Orchestra & Chorus (George Richter)

APCD334

CONCERTO GROSSO OP 3 NO. 1
CONCERTO GROSSO OP 3 NO. 2
CONCERTO GROSSO OP 3 NO. 3
CONCERTO GROSSO OP 3 NO. 4
CONCERTO GROSSO OP 3 NO. 5
CONCERTO GROSSO OP 3 NO. 6
Saltzburg Baroque Orchestra (Bernhard Paumgartner)

HAYDN

APCD339

SYMPHONY NO. 104 in D Major (LONDON)
Vienna Chamber Orchestra (Alfred Scholz)
SYMPHONY NO. 94 in G Major (SURPRISE)
Vienna Chamber Orchestra (Alfred Scholz)
WIND QUINTET DIVERTIMENTO NO. 1 in B Major
(CHORAL ST. ANTHONY)
Vienna Chamber Orchestra (Alfred Scholz)

LISZT

APCD329

LES PRELUDES - SYMPHONIC POEM NO. 3 G 97
HUNGARIAN RHAPSODY NO. 2
LOVE DREAM NO. 3 in A Flat Minor
PRELUDE & FUGUE on B-A-C-H
TASSO - SYMPHONIC POEM NO. 2 G 96
Royal Danish Symphony Orchestra (Wilhelm Ruggenberg)
Piano - Yossi Shomer
Organ - Wolf Franke

MAHLER

APCD332

SYMPHONY NO. 5 in C Sharp Minor
Austrian Radio Symphony Orchestra (Benjamin Yudin)

MENDELSSOHN

APCD311

OVERTURE 'THE HEBRIDES'
London Symphony Orchestra (Alberto Rizzio)
VIOLIN CONCERTO in E minor OP 64
Hungarian State Symphony Orchestra
WEDDING MARCH from 'A Midsummer Night's Dream' OP 61
London Symphony Orchestra (Alberto Rizzio)
SYMPHONY NO. 4 in A Major OP 90 'Italian'
Bamberg Symphony Orchestra (Richard Krauss)

APCD323

SYMPHONY NO. 3 in A Minor OP 56 (Scottish)
Munich Symphony Orchestra (Albert Lizzio)
SYMPHONY NO. 5 in D Major (Reformation)
Munich Symphony Orchestra (Albert Lizzio)

MOZART

APCD302

SYMPHONY NO 40 in G Minor K550
i) Molto Allegro ii) Andante iii) Menuetto: Allegretto Trio
iv) Allegro Assai
The Royal Danish Symphony Orchestra (Werner Ludwig Baum)
OVERTURE TO 'COSI FAN TUTTE'
Hamburg Symphony Orchestra (Harold Newman)
SERENADE in G Major K525 'EINE KLEINE NACHTMUSIK'
Hamburg Symphony Orchestra (Harold Newman)
CLARINET QUINTET in A Major (1st Movement)
The Salzburg Mozarteum Orchestra (Bernhard Paumgartner)
OVERTURE TO 'THE MARRIAGE OF FIGARO'
Hamburg Symphony Orchestra (Harold Newman)

APCD325

CONCERTO FOR PIANO AND ORCHESTRA NO. 9
in E Flat K271
Saltzburg Mozarteum (Jan Zbynovsky)
Piano - Sylvia Van Der Linden
CONCERTO FOR BASSOON AND ORCHESTRA
in B Flat K191
Saltzburg Mozarteum (Jan Zbynovsky)
Bassoon - Sabine Lenz
CONCERTO FOR HORN NO. 1 in D Major K412
Saltzburg Mozarteum (Jan Zbynovsky)
Horn - Klaus Gruber

APCD336

SYMPHONY NO. 38 in D Major (PRAGUE) K 504
Saltzburg Mozarteum (Jan Zbynovsky)
SYMPHONY NO. 41 in C Major (JUPITER) K 561
Saltzburg Mozarteum (Jan Zbynovsky)

MUSSORGSKY

APCD314

NIGHT ON A BARE MOUNTAIN
London Symphony Orchestra (Alberto Rizzio)
PRELUDE TO 'KHUVANSCHINA' (Dawn on the Moscow River)
Vienna Symphony Orchestra (Edouard van Lindenber)
HOPAK from 'SOROTCHINSKY FAIR'
Russian State Symphony Orchestra (Serge Tchakov)
PICTURES AT AN EXHIBITION (Orchestrated by Ravel)
Russian State Symphony Orchestra

RACHMANINOV

APCD315

RHAPSODY ON A THEME OF PAGANINI OP 43 - 18th Variation
Russian State Symphony Orchestra (Serge Tchakov)
Pianist - Daniel Petrov
ITALIAN POLKA for Piano Quartet
Pianists - Martin Jones and Richard McMahon
VOCALISE OP 34 NO 14
Pianist - Martin Jones
SYMPHONY NO 2 in E Minor OP 27 - Slow Movement
Russian State Symphony Orchestra (Serge Tchakov)
PRELUDE in C-Sharp Minor OP 3 NO 2
Pianist - Martin Jones
PIANO CONCERTO NO 2 in C Minor OP 18
Russian State Symphony Orchestra (Serge Tchakov)
Pianist - Daniel Petrov

RAVEL

APCD320

BOLERO for Orchestra
New Philharmonia Orchestra (Claude Estrier)
PAVANE (pour une Infante déttente)
Pianist - Nicholas York
TRIO in A Minor for violin, cello & piano in four movements.
Trio Zingara
LA VALSE (The Waltz) for Orchestra
New Philharmonia Orchestra (Claude Estrier)

RIMSKY KORSKOV

APCD316

ENTRY OF THE NOBLES (from 'Mlada')
Kiev Philharmonic Orchestra (Nikolai Sokolov)
THE FLIGHT OF THE BUMBLE-BEE (arr. Rachmaninov)
Pianist - Nicholas York
CAPRICE ESPAGNOLE OP 34
London Symphony Orchestra (Alberto Rizzio)
SCHERAZADE - SYMPHONIC SUITE OP 35
Russian State Symphony Orchestra (Serge Tchakov)

A superb collection of classical CDs - £4.95 each Spend over £20 and choose another single CD FREE!

SCHUBERT APCD310

OVERTURE 'ROSAMUNDE'
London Philharmonic Orchestra (Walter Susskind)
MOMENT MUSICAL NO. 3
Pianist - Nicholas York
BALLET MUSIC NO. 2 from 'Rosamunde'
Bamberg Symphony Orchestra (Richard Krauss)
AVE MARIA
Pianist - Nicholas York
'THE TROUT'
Schubert Ensemble of Vienna
THE BROOK
Pianist - Nicholas York
SYMPHONY NO. 8 in B Minor 'UNFINISHED'
Kiev Philharmonic Orchestra (Nikolaj Sokolov)

APCD338

SYMPHONY NO. 5 in B Flat Major
Hamburg Symphony Orchestra (Albert Lizzio)
STRING QUARTET NO. 13 in A Minor 'ROSAMUNDE'
Hamburg Symphony Orchestra (Albert Lizzio)
Quartet - Oberon Quartet

SCHUMANN APCD324

PIANO CONCERTO in A Minor OP 54
Hamburg Symphony Orchestra (Albert Lizzio)
Piano - Sylvia Van Der Linden
THREE FANTASY PIECES for Clarinet and Piano
Hamburg Symphony Orchestra (Albert Lizzio)
Piano - Elizabeth Brauchamp
Clarinet - Johann Bacher
'BIRD AS A PROPHET' OP 82 NO. 7
Hamburg Symphony Orchestra (Albert Lizzio)
SIX FANTASY CANONS FOR ORGAN
Hamburg Symphony Orchestra (Albert Lizzio)
Organ - Wolf Franke

STRAUSS APCD308

THE BLUE DANUBE WALTZ
London Symphony Orchestra (George Richter)
THUNDER AND LIGHTNING POLKA
Vienna State Opera Orchestra (Albert Lizzio)
VIENNA BLOOD WALTZ
Vienna State Opera Orchestra (Albert Lizzio)
TRITSCHE TRATSCH POLKA
Vienna State Opera Orchestra (Albert Lizzio)
VOICES OF SPRING WALTZ
Hamburg Symphony Orchestra (Robert Ashley)
THE RADETSKY MARCH
Vienna State Opera Orchestra (Albert Lizzio)
ROSES FROM THE SOUTH WALTZ
Hamburg Symphony Orchestra (Robert Ashley)
MORNING PAPERS WALTZ
Hamburg Symphony Orchestra (Robert Ashley)
VIENNESE BONBONS WALTZ
Vienna State Opera Orchestra (Albert Lizzio)
TALES FROM THE VIENNA WOODS WALTZ
Hamburg Symphony Orchestra (Robert Ashley)

APCD330

ANNEN POLKA
ARTISTS LIFE
EMPEROR WALTZ
MILLION WALTZ
HUNGARIAN POLKA
LIGHT AS A FEATHER
LOVE SONGS WALTZ
PERSIAN MARCH
WHERE THE LEMON TREES BLOSSOM WALTZ
LUXURY TRAIN POLKA
Austrian Radio Symphony Orchestra (Hans Swarowsky)

TCHAIKOVSKI APCD301

CAPRICCIO ITALIEN OP 45
1812 OVERTURE OP 49
WALTZ OF THE FLOWERS
SWAN LAKE SUITE OP 70
Vienna Symphony Orchestra (Hans-Jürgen Waltherr)
London Symphony Orchestra (George Richter)
London Symphony Orchestra (George Richter)
Munich Symphony Orchestra (Henry Adoff)

APCD317

'THE NUTCRACKER' SUITE OP 71A
Russian State Symphony Orchestra (Serge Tchakalov)
PIANO CONCERTO NO. 1 in B Flat Minor OP 23
Austrian Radio Symphony Orchestra
(Edouard van Lindenbergh)
Pianist - Aleksandrina Karamanova
'ROMEO & JULIET' - Fantasy Overture
London Symphony Orchestra (Alberto Pizzio)

APCD328

SYMPHONY NO. 5 in E Minor
London Festival Orchestra (Robert Ashley)
CAPRICCIO ITALIEN OP 45
London Festival Orchestra (Robert Ashley)

APCD331

SYMPHONY NO. 6 (PATHETIQUE) in B Minor OP 74
London Festival Orchestra (Robert Ashley)
MARCHE SLAVE OP 31
London Festival Orchestra (Robert Ashley)
OVERTURE 1812 OP 49
London Festival Orchestra (Robert Ashley)

VIVALDI APCD307

THE FOUR SEASONS, Concerti Grossi OP 8 Nos 1-4
i) Spring ii) Summer iii) Autumn iv) Winter
Salzburg Baroque Orchestra (Hans-Jürgen Waltherr)
CONCERTO FOR FLUTE & ORCHESTRA NO 2 in B Minor OP 10
('La Nona')
Salzburg Baroque Orchestra (Hans-Jürgen Waltherr)
Soloist - Kurt Redl
CONCERTO FOR WIND, VIOLIN AND STRINGS in F Major
Salzburg Baroque Orchestra (Hans-Jürgen Waltherr)

APCD335

CONCERTO FOR STRINGS and HARPSICHOED in G Major
(Alla Rustica)
CONCERTO GROSSO in B Minor OP 3 NO. 10
CONCERTO for TWO VIOLINS and STRING ORCHESTRA
in E Major
CONCERTO for VIOLIN, STRINGS and HARPSICHOED
in E Flat Major
CONCERTO GROSSO OP 3 NO. 11 in D Minor
CONCERTO for VIOLONCELLO STRINGS and HARPSICHOED
in D Major
Stuttgart Chamber Orchestra (Hans Zanotelli)

APCD340

CONCERTO for TWO FLUTES, STRINGS & HARPSICHOED
in C Major
CONCERTO for MANDOLIN, STRINGS & HARPSICHOED
in C Major
CONCERTO for STRINGS & ORGAN in G Major
CONCERTO for TWO VIOLINCELLO & STRING ORCHESTRA
in G Minor
SINFONIA in C Major
CONCERTO for VIOLIN & ORCHESTRA in A Minor OP 3 NO. 6
CONCERTO for TWO VIOLINS & HARPSICHOED in A Minor
OP 3 NO. 8
CONCERTO for STRING ORCHESTRA & HARPSICHOED
in C Major
Stuttgart Chamber Orchestra (Hans Zanotelli)

WAGNER APCD303

RISE OF THE VALKYRIES FROM 'DIE WALKURE'
London Symphony Orchestra (George Richter)
OVERTURE TO 'THE MASTERSINGERS OF NUREMBERG'
Hamburg Symphony Orchestra (Hans-Jürgen Waltherr)
OVERTURE TO 'TANHAUSER'
London Symphony Orchestra (George Richter)
OVERTURE TO 'THE FLYING DUTCHMAN'
Hamburg Symphony Orchestra (Hans-Jürgen Waltherr)
WEDDING MARCH FROM 'LOHENGRIN'
Hamburg Symphony Orchestra (Hans-Jürgen Waltherr)
PRELUDE TO ACT 3 OF 'LOHENGRIN'
Hamburg Symphony Orchestra (Hans-Jürgen Waltherr)
PRELUDE TO 'TRISTAN AND ISOLDE'
London Symphony Orchestra (George Richter)

Glen Miller LECD601 £9.95

Volume 1

IN THE MOOD / MOONLIGHT SERENADE / DON'T SIT UNDER THE APPLE TREE / SUN VALLEY
JUMP / ANVIL CHORUS / LITTLE BROWN JUG / TUXEDO JUNCTION / APRIL IN PARIS
IN AN SUMMER / UNDER A BLANKET OF BLUE / PERFIDIA / AT LAST / THAT OLD BLACK
MAGIC / PENNSYLVANIA 6-5000 / SUNRISE SERENADE / CHATANOOGA CHOO CHOO / STRING
OF PEARLS / FAREWELL BLUES / MY BLUE HEAVEN / BEGIN THE BEGUINE / ST. LOUIS BLUES
MARCH / I'VE GOT A GIRL IN KALAMAZOO / SERENADE IN BLUE / AMERICAN PATROL
BUGLE CALL RAG

Volume 2

SLUMBERG SONG / BLUES IN MY HEART / EVERYBODY LOVES MY BABY / OVER THERE
SONG OF THE VOLGA BOATMAN / ENLISTED MENS MESS / IT MUST BE JELLY / GEORGIA ON
MY MIND / STARDUST / ADIOS / THE WOODPECKER SONG / CARIBBEAN CLIPPER / BLUE
CHAMPAGNE / THE CHESTNUT TREE / STARLITE HOUR / RAINBOW RHAPSODY / PIN BALL
PAUL / MOONLIGHT COCKTAIL / JEANNIE WITH THE LIGHT BROWN HAIR / IN A SENTIMENTAL
MOOD / ELMERS TUNE / SEVEN O FIVE / FALLING LEAVES / MY LOVE FOR YOU / LOVER

"The Legends" Collections

LECD001	Bill Haley	£4.95
LECD003	Frank Sinatra	£4.95
LECD004	Little Richard	£4.95
LECD005	Chuck Berry	£4.95
LECD006	Gene Vincent	£4.95
LECD007	The Drifters	£4.95
LECD008	The Platters	£4.95
LECD009	Neil Sedaka	£4.95
LECD015	The Isley Bros	£4.95
LECD016	Conway Twitty	£4.95
LECD017	Fats Domino	£4.95
LECD018	Gladys Knight	£4.95
LECD019	Ray Charles	£4.95
LECD020	Louis Armstrong	£4.95

Full list of tracks on request - not enough room to list them here

JIMI HENDRIX Double CD Order Code LECD603 £9.95

Volume 1

GOOD FEELINGS / GO GO SHOES / BRING MY BABY BACK / PSYCHO / COME ON BABY / BLUES
BLUES / SWEET THANG / LIME LIME / PEOPLES PEOPLES / WHOA'EEH / NIGHT LIFE / NOBODY
CAN CHANGE ME / YOU GOT IT

Volume 2

RED HOUSE / WAKE UP THIS MORNING AND FIND YOURSELF DEAD / BLEEDING HEART
MORRISONS LAMENT / TOMORROW NEVER KNOWS / URANUS ROCK / OUTSIDE WOMAN
BLUES / SUNSHINE OF YOUR LOVE

50's GOLD 4 CD's from the decade of real music!

FRCD514 £4.95

JUDY GARLAND-FLY ME TO THE MOON / BILLIE HOLIDAY-THEM THERE EYES / ELLA
FITZGERALD-BE MY BIRD OR SCHON / LENA HORNE-THAT OLD TRAMP / SARAH
VAUGHAN-I'VE GOT THE WORLD ON A STRING / ANDREWS SISTERS-I'LL BE WITH YOU IN
APPLE BLOSSOM TIME / HELEN FORREST-THEY SAY / ROSEMARY CLOONEY-THIS OLE
HOUSE / NINA SIMONE-JUST IN TIME / ELLA FITZGERALD-IT'S WONDERFUL / BILLIE
HOLIDAY-FINE AND MELLOW / LENA HORNE-THAT OLD DEVIL MOON / ANDREW SISTERS-
ACCENTUATE THE POSITIVE / ELLA FITZGERALD-A TISKET A TASKET / JUDY GARLAND-
OVER THE RAINBOW / ROSEMARY CLOONEY-HALF AS MUCH / SARAH VAUGHAN-ARE YOU
CERTAIN / HELEN FORREST-YOUR A SWEET LITTLE HEADACHE / ROSEMARY CLOONEY-
COME ON AMY HOUSE / TIMI YURO-ALL ALONE AM I / DINAH WASHINGTON-
UNFORGETTABLE / ROSEMARY CLOONEY-HEY THERE / ELLA FITZGERALD-O HOW HIGH THE
MOON / TIMI YURO-LITTLE THINGS MEAN A LOT / DIANNE WARWICK / A HOUSE IS NOT A HOME

FRCD515 £4.95

VIC DAMONE-FOR ONCE IN MY LIFE / AL MARTINO-SPANISH EYES / BROOK BENTON-SO
MAY WAYS / LOUIS ARMSTRONG-HELLO DOLLY / FRANK SINATRA-COME FLY WITH ME
FRANKIE LAINE-GRANDMA / NAT KING COLE-IT'S CRAZY BUT I'M IN LOVE / BING CROSBY-
MY HEART IS TAKING LESSONS / TONY BENNETT-ANYTHING GOES / AL MARTINO-
THE MOPE / I SEE YOU / VIC DAMONE-LITTLE GREEN APPLES / LOUIS ARMSTRONG-CABARET
FRANK SINATRA-I'VE GOT YOU UNDER MY SKIN / FRANKIE LAINE-JETZ BEL / NAT KING
COLE-YOU STEPPED OUT OF A DREAM / TONY BENNETT / POOR LITTLE RICH GIRL
JOHNNY RAY-CRY / AL HIBBLER-UNCHAINED MELODY / DICK HAYMES-IT CAN'T BE
WRONG / JOHNNY RAY-JUST WALK IN THE RAIN / FRANKIE LAINE-ROSE ROSE I LOVE
YOU / DICK HAYMES-YOU'LL NEVER KNOW / FOUR ACES-THREE COINS IN A FOUNTAIN
DON CORNELL-FLY WALK ALONE / ANDY WILLIAMS-LONELY STREET

FRCD512 £4.95

JUDY GARLAND-SMILE / AL MARTINO-STRANGERS IN THE NIGHT / BILLIE HOLIDAY-
EVERYTHING HAPPENS FOR THE BEST / LOUIS ARMSTRONG-WACK THE KNIFE / LENA
HORNE-NIGHT AND DAY / BROOK BENTON-FRANKIE & JOHNNY / TIMI YURO-SMOKE GETS
IN YOUR EYES / VIC DAMONE-CAN'T TAKE MY EYES OFF YOU / FOUR ACES-LOLA / FRANKIE
LAINE-JEALOUSLY / ELLA FITZGERALD-LOVE IS THE THING SO THEY SAY / TONY BENNETT-
LIFE IS A SONG / NINA SIMONE-SOLOUDE / AL MARTINO-VOLARE / FOUR ACES-HEART OF
MY HEART / NAT KING COLE-FW SHOOT IN HIGH / JUDY GARLAND-I'M NOBODY'S BABY
ELLA FITZGERALD-DEDICATED TO YOU / SARA VAUGHAN-WHISTY / NINA SIMONE-PORGY
JOHNNY RAY-WALK IN MY BABY BACK HOME / GUY MITCHELL-SIGNIN THE BLUES / TONY
BENNETT-APRIL IN PARIS / DON CORNELL-HOLD MY HAND / DIANNE WARWICK-COULDN'T
MAKE ME OVER


FRCD513 £4.95

VIC DAMONE-THE LOOK OF LOVE / LENA HORNE-FROM THIS MOMENT ON / AL MARTINO-
SOMEWHERE MY LOVE / BILLIE HOLIDAY-HE'S FUNNY THAT WAY / NAT KING COLE-
DARLING JE VOUS AIME BEAU COUP / HILLTOPPERS-ONLY YOU / ELLA FITZGERALD-I GOT A
GUY / BROOK BENTON-ENDLESSLY / DINAH SHORE-YES MY DARLING DAUGHTER / FRANK
SINATRA-ALL THE WAY / FRANKIE LAINE-A WOMAN IN LOVE / JUDY GARLAND-THAT'S ALL
LOUIS ARMSTRONG-THAT'S MY DESIRE / TONY BENNETT-I GUESS I'LL HAVE TO CHANGE
MY PLANS / SAMMY TURNER-LAVENDER BLUE / SARA VAUGHAN-BROKEN HEARTED
MELODY / FRANKIE LAINE-MOONLIGHT GAMBLER / ROSEMARY CLOONEY-THIS OLE HOUSE
FOUR ACES-LOVE IS A MANY SPLENDORED THING / JOHNNY RAY-HERE AM I BROKEN
HEARTED / TIMI YURO-LET ME GO LOVER / GUY MITCHELL-ROCK A BELL Y / ANDY
WILLIAMS-CANADIAN SUNSET / DIANNE WARWICK-REACH OUT FOR ME / JERRY WALLACE-
SWINGING DOWN THE LAINE

PRIZE DRAW!

for this £850 Hitachi Oscilloscope!

Win this magnificent oscilloscope for just £1!
 Fill in the coupon below and enclose with your order not forgetting to add £1 to your total order value. Draw will take place at the end of the SALE.



Model V525
 DC-50MHz
 Dual Channel
 CRT readout
 Cursor measurement
 DC offset
 Alternate magnification
 Sensitivity: 1mV/div
 Sweep rate 20ns/div

FREE HELIX MATHS SET!

With every order over £20

Colourful 4 piece set containing:
 Protractor, 15cm rule, 45 and 60 degree set squares in primary colours - in a handy pouch

Normally 99p

Order code Q86013



TERMS AND CONDITIONS

Cash with order transactions are accepted on the following conditions:

The prices in this catalogue supersede all previous price lists and are valid from April 1995 or until any amendment sheet is issued. 1 off prices quoted are inclusive of VAT @ 17.5%; quantity prices do not include VAT which must be added @ 17.5%. In the event of change in the VAT rate, an amendment sheet will be issued. Overseas customers including Channel Islands and Eire are not required to pay VAT; after any additional shipping expenses have been deducted a credit note for any excess will be sent. UK and BPO postage at the time of issue of the catalogue (April 1995) for any quantity of goods is £3.00; any increase in this amount will be announced in an amendment sheet.

Overseas customers should send ample postage - goods will be omitted if insufficient. Packages are sent by the cheapest method unless remittance allows for airmail. Payment should be made by cheque (minimum £3.00 please allow on account of prohibitive bank charges) PO's, or cash. We also accept book/record tokens (for any goods) and gift vouchers issued by major retailers (Boots, W. H. Smith, etc.). Stamps are quite acceptable for small orders. ACCESS, VISA, CONNECT, and SWITCH are the only credit/debit cards accepted. There is no minimum order value for cash with order transactions; however account customers should note there is a minimum invoice charge of £15. Private Companies and individuals wishing to open a monthly credit account will only be considered after satisfactory cash with order transactions after which an application form will be sent on request, together with trading terms. Substitutes or near equivalents will be sent if the part ordered is out of stock unless instructed otherwise. Credit notes exchangeable for goods or cash will be issued for parts not available. Refunds, if requested instead of a credit note will be willingly given, but may delay despatch of goods. Returns are not accepted without prior consent; see below. Illustrations, descriptions and dimensions are typical only and cannot be held as binding.

©1995 GREENWELD ELECTRONICS LTD. EBOE

RETURNS & COMPLAINTS

If for any reason it is necessary to return goods, or you have a legitimate complaint, please ring or write explaining the problem. All staff have been instructed to give their name and a reference number when requested. In the event of any difficulty, the Manager, Kevin Jarvis, is nearly always available.

NON-DELIVERY

No claim for non-delivery of goods will be entertained after 28 days; if there is a delay of more than 7 days in despatch, we will advise you.

RETURNS

We are finding customers are returning goods that are not faulty; not wanted and/or ordered incorrectly. Regrettably, we cannot accept any goods without a returns number. Our policy on returns is as follows:

1. Faulty or damaged goods will be replaced and return postage refunded.
2. Goods returned for any reason (including goods alleged to be faulty but found to be working) will carry a 10% handling charge with a minimum of £2.00, unless being exchanged for other goods, in which case return post and packing (£3.00) must be paid. Any refunds made will be by credit card if that was the method of purchase, or by cheque for any other method of payment.

PROCEDURE FOR RETURNS

1. Ring or write for a returns number, explaining why you wish to return goods. If it is a technical problem, ask to speak to one of our technicians. Problems can sometimes be resolved over the phone.
2. Pack goods adequately and return by the cheapest method (2nd class letter or ordinary parcel post) - postage refunds, if applicable are only made at these rates.
3. Include in the parcel the document, correctly filled in, sent with the goods.

Keep up to date with the wonderful world of surplus!

Become a Bargain List Subscriber

More and more of our Customers are realizing the benefits of becoming a Subscriber - why not join them? For just £6 a year, you'll receive:

- The Greenweld Guardian every month - giving news, views and information on surplus items;
- A first class reply paid envelope;
- Details of latest purchases, many of which are not advertised elsewhere;
- The odd competition or two;
- FREE £25 monthly draw;
- Exclusive offers and discounts;
- Priority mailing of Bargain Lists.

Or for just £12 a year we'll bestow **GOLD** status upon you - all the benefits above PLUS a reduced postage rate of £1.50 for all orders AND 5% discount on all regular Catalogue and Bargain List items. ALSO a FREE copy of the 1996 Catalogue published in October.

ORDER FORM

Office Use	Order Code	Qty	No. of Packs	Description	Price	£	p
				GOLD Bargain List Subscription Standard Bargain List Subscription 1995 Catalogue Free with order otherwise	£12.00 £6.00 £2.00		
MINIMUM ORDER VALUE £15.00 Please indicate clearly SALE price, 2 FOR 1 offers etc.							
CO/PO	EC	EX	CC	P&P (UK) Sub Total	£3.00		
ST	BT	GV	CSH	Deduct Credit	£		
CO	CH	P	DD	TOTAL	£		

If undelivered, please return to:
GREENWELD
 ELECTRONIC COMPONENTS
 27 Park Rd, Southamton SO15 3UQ SU95 3 6
 Tel: 01 703 236363
 Fax: 01 703 236307

If your address is incorrect, or you no longer wish to receive mailings from us, please let us know so we can update our records. Many thanks.



Name:
Address:
 Daytime phone number in case of query:

Please let us know if you want this order:

- Sent as soon as possible with a credit note for any parts out of stock
 - Sent as soon as possible with any out of stock items to follow (only if value 'to follow' items exceeds £10)
 - Held for expected deliveries for up to days (state how long)
 - Other (please specify)
 - To save the inconvenience of low value credit notes (under £2), please list alternative goods, or we will include popular items up to this value for any items not available, unless you tick box
- Please tick method of payment or PO (made payable to Greenweld)
 Cash : Other
 Credit/Debit Card Visa/Access/Connect/Switch (Issue Number)
 If paying by card, only goods supplied will be charged on the day of despatch.
 Credit/Debit Card No.
 Exp. Date Issue Number (SWTCH only)



We now accept (and prefer) SWITCH

Signed

FREE HELIX SET **SCOPE DRAW**

Name: **Name:**
Postcode: **Postcode:**