



414 Nicollet Mall  
Minneapolis, MN 55401

November 2, 2015

Mr. Daniel P. Wolf  
Executive Secretary  
Minnesota Public Utilities Commission  
121 7<sup>th</sup> Place East, Suite 350  
St. Paul, MN 55101-2147

—Via Electronic Filing—

Re: APPLICATION  
AUTHORITY TO INCREASE ELECTRIC RATES  
NORTHERN STATES POWER COMPANY  
DOCKET No. E002/GR-15-826

Dear Mr. Wolf:

Enclosed is the Application for a Proposed Increase in Electric Rates (Application) of Northern States Power Company, doing business as Xcel Energy. This Application is being filed with the Minnesota Public Utilities Commission (Commission) pursuant to Minn. Stat. § 216B.16, subs. 1 and 19.

Xcel Energy seeks authority to increase electric rates, through a three-year multi-year rate plan (MYRP Plan), to reflect the current cost of providing service to our customers, including an appropriate return on common equity. We believe our MYRP Plan can provide benefits to our customers and stakeholders by affording us the opportunity to work with our partners – regulators, stakeholders, and customers – to accomplish significant State policy-related goals that benefit our customers over the long-run while maintaining Minnesota’s leadership in progressive energy policy. By continuing our investment in our distribution and transmission systems we will promote continued reliability, which is important to many of our customers. By making investments in our nuclear plants and renewable resources, we continue to deliver carbon-free generation while reducing carbon emissions, consistent with the expectations of our customers and policy makers. We are able to make these investments and also provide customers with price predictability with our MYRP Plan.

While multiple factors drive our overall request, our capital investments in transmission, distribution and generation is by far the largest component. We are continuing to invest in our system to maintain the health of our assets and to preserve our ability to provide safe, reliable and clean energy to our customers. In addition, our rate request reflects certain carry-forward items related to our last electric case, including the rate moderation tools used to moderate rates in 2014 and 2015. The combination of these factors, as well as the need to address increases in our normal business costs, leads us to file this case.

With our MYRP Plan, we are requesting a three year increase of \$ 194.6 million, or 6.4 percent, in 2016, an incremental \$52.1 million, or 1.7 percent, in 2017, and an incremental \$50.4 million, or 1.7 percent, in 2018 for a total increase of \$297.1 million, or 9.8 percent based on 2016 present revenues. The MYRP Plan reflects a first year revenue requirement calculated based on a traditional test year (2016), and with revenue requirements for the proposed plans years (2017 and 2018) also reflecting a cost of service approach, as described in our Application.

Today, we are requesting the Commission to suspend our rates, and authorize the recovery of interim rates effective January 1, 2016, as set forth in our Notice and Petition for Interim Rates (Petition). Our request is for a 2016 interim rate equal to \$163.7 million, or 5.5 percent, based on interim present revenues. We also request a 2017 interim rate equal to \$ 208.6 million, or 7.0 percent, based on present revenues. The interim revenue request for 2016 will be uniformly billed as a 7.75 percent increase on the base rate portion of customers' bills (exclusive of fuel and purchased energy costs and certain rate riders) and for 2017 will be uniformly billed as a 9.88 percent increase on the base rate portion of customers' bills (exclusive of fuel and purchased energy costs and certain rate riders). The difference in the percentage increase results primarily from the unbundling of fuel and purchased energy costs approved by the Commission in our 2005 electric rate case (Docket No. E002/GR-05-1428).

Since we believe multi-year rate compacts can provide benefits to our customers, policy makers and stakeholders, we are also offering a stand-alone, separate five year option for consideration. Our five-year option offers discounted rates, both in 2016 and in the later years of the plan, and more time for parties to work on important policy matters with the Company. We believe the benefits of this option merit serious consideration and ask the Commission to encourage parties to negotiate this option in good faith.

We recognize that we are the first utility in the State of Minnesota to propose a three year or longer MYRP and the first utility to propose a plan under the revised MYRP statute. The goal of either our MYRP Plan or the five year option is to provide just and reasonable rates for our customers. We look forward to dialogue with our stakeholders and the Commission as we explore using the new MYRP law to set rates for multiple years, while finding administrative efficiencies and additional customer and other stakeholder benefits.

We also propose some changes to the terms and conditions of our Electric Rate Book, Volume 2F, under which we provide service to our customers. Our rate design proposals include a first of its kind bill payment assistance program for lower income seniors and those with a certified medical condition. We believe this offering can provide significant assistance to persons currently unserved by State or federal programs.

Typically final rates would become effective within 10 months of the date of the Application, unless the review period is extended by the Commission. We recognize, however, that the statutory triggers for extension provided by Minn. Stat. § 216B.16 subs. 2 and 19 will apply to the schedule of our case.

#### **A. Contents of Filing**

Our Application for Proposed Increase in Electric Rates is presented in the following volumes:

Volume 1 (Application/Interim)	Petition, Notice of Change in Rates, Interim Rate Petition
Volumes 2A to 2F	Testimony and Schedules, Compliance Matrix, Tariff Sheets
Volume 3	Required Information
Volume 4A and 4B	Test Year Workpapers
Volume 5	Budget Summary and Correspondence
Volumes 6A and 6B	Budget Documentation

Volume content detail is provided as an attachment to this Application. In addition to the documents listed above, included in Volume 1 is a proposed Notice to be provided to each municipality and county in Xcel Energy's electric service territory

named on the attached mailing list. Also included in Volume 1 is the Notice and Petition for Interim Rates (Interim Rate Petition) that describes the interim rate schedules for each customer class and contains proposed customer notices, if the Commission elects to suspend the requested final rate increase. Once the notices are approved and the interim rate increase determined by the Commission, these notices will be provided to the municipalities, counties and customers.

Pursuant to Minn. R 7825.2600, subpt. 2, Xcel Energy is also submitting a separate miscellaneous rate change filing in Docket No. E002/M-15-827 seeking to restate the Base Energy Adjustment Charge for interim rates.

## **B. Request for Protection of Non-Public Information**

The Company recognizes and supports the need for transparency in review of our Application. Non-Public data included in this filing is limited to certain portions of the Testimony, schedules and workpapers. Consistent with our last electric rate case (Docket No. E002/G-13-868), there is an increased level of detail compared to prior initial filings and thus there is more Non-Public data provided with this filing. Attachment A to the Notice of Change in Rates identifies the specific models, reports, expenses, and sales and pricing data identified as Non-Public data in the filing that we believe qualify as trade secret data pursuant to Minn. Stat. § 13.37, subd. 1(b). These models, reports, and expense, sales and pricing data have important economic value to the Company as a result of their not being public, and the Company takes efforts to prevent their public disclosure. The Company has identified the Trade Secret and other Non-Public information pursuant to Minn. Rule 7829.0500.

## **C. Service and Summary of Filing**

A copy of the Application has been served on the Minnesota Department of Commerce, Division of Energy Resources, and the Office of Attorney General - Antitrust and Utilities Division. The Summary of Filing is being served on all intervenors to the Company's most recent electric rate case (Docket No. E002/GR-13-868) and all persons on the Company's electric general service list, as shown on the attached Certificate of Service.

Xcel Energy will fully cooperate with the Commission, the state agencies and stakeholders as they review the Application, including the Interim Rate Petition.

Mr. Wolf  
November 2, 2015  
Page 5 of 5

Please feel free to direct any questions regarding the Application to Aakash H. Chandarana at (612) 215-4663.

Sincerely,



AAKASH H. CHANDARANA  
REGIONAL V.P., RATES AND REGULATORY AFFAIRS  
NORTHERN STATES POWER COMPANY, A MINNESOTA CORPORATION

Enclosures  
cc: Service List

**NOTICE OF CHANGE IN RATES**  
**INTERIM RATE PETITION**  
Volume 1

1. Filing Letter
2. Notice of Change in Rates
3. Notice and Petition for Interim Rates
4. Agreement and Undertaking
5. RDM Deferral
6. Interim Rate Supporting Schedules and Workpapers
7. Interim Tariff Sheets
  - a. 2016 Interim Tariff Sheets - Redlined
  - b. 2016 Interim Tariff Sheets - Clean
  - c. 2017 Interim Tariff Sheets - Redlined
  - d. 2017 Interim Tariff Sheets - Clean

**TESTIMONY AND SUPPORTING SCHEDULES**  
**Volume 2A**

1. Policy and Multi-Year Rate Plan
2. Multi-Year Rate Plan
3. Multi-Year Rate Plan O&M Escalation Indices
4. Revenue Requirements
5. Budgeting

**TESTIMONY AND SUPPORTING SCHEDULES**  
**Volume 2B**

1. Capital Structure
2. ROE
3. Cost Allocations
4. Sales Forecast

**TESTIMONY AND SUPPORTING SCHEDULES**  
**Volume 2C**

1. Nuclear Operations
2. Transmission
3. Energy Supply
4. Distribution
5. Business Systems

**TESTIMONY AND SUPPORTING SCHEDULES**  
**Volume 2D**

1. Insurance
2. Property Tax
3. Customer Care / Bad Debt
4. Employee Expenses
5. Comp and Benefits
6. Pension

**TESTIMONY AND SUPPORTING SCHEDULES**  
**Volume 2E**

1. Pension Investment (Tyson)
2. Pension Investment (Inglis)
3. Depreciation
4. Decoupling
5. CCOSS
6. Rate Design



**PROPOSED TARIFF SHEETS**  
**Volume 2F**

1. 2016 Proposed Redlined
2. 2016 Proposed Clean
3. 2017 Proposed Redlined
4. 2017 Proposed Clean
5. 2018 Proposed Redlined
6. 2018 Proposed Clean

# REQUIRED INFORMATION

## Volume 3

- I. Index
- II. Required Financial Information
  - 1. Definitions
  - 2. Jurisdictional Financial Summary Schedules (Rule 7825.3900)
    - Plan Year - 2018
    - Plan Year - 2017
    - Proposed Test Year 2016
    - Projected Fiscal Year 2015
    - Most Recent Fiscal Year 2014
  - 3. Rate Base Schedules (Rule 7825.4000)
    - A. Rate Base Summary
    - B. Detailed Rate Base Components
    - C. Rate Base Adjustments
    - D. Rate Base Assumptions and Approaches
    - E. Rate Base Jurisdictional Allocation Factors
  - 4. Operating Income Schedules (Rule 7825.4100)
    - A. Jurisdictional Statement of Operating Income
    - B. Total Utility and Jurisdictional Operating Income statements
    - C. Income Tax Computation
    - D. Operating Income Statement Adjustments
    - E. Operating Income Assumptions and Approaches
    - F. Operating Income Jurisdictional Allocation Factors
  - 5. Rate of Return Cost of Capital Schedules (Rule 7825.4200)
    - A. Rate of Return Summary Schedules
    - B. Supporting Schedules
    - C. Average Short Term Securities
    - D. Average Common Equity Balances

# REQUIRED INFORMATION

## Volume 3 (continued)

6. Rate Structure and Design Information (Rule 7825.4300)
  - A. 2016, 2017 and 2018 Operating Revenue Summary Comparison
  - B. 2016, 2017 and 2018 Operating Revenue Detailed Comparison
  - C. Test Year 2016, 2017 and 2018 Class Cost of Service Study
7. Other Supplemental Information
  - A. Annual Report
  - B. Gross Revenue Conversion Factor
8. Five Year Forecast

### III. Commission Policy Information

1. Advertising
2. Charitable Contributions
3. Organization Dues
4. Research Expenses

### IV. Other Required Information

1. FERC Sub Account Information
2. Minn. Stat. §216B.16 subd. 17: Travel, Entertainment & Related Employee Expenses
3. Regulatory Assets, Liabilities, Deferred Debits and Credits
4. CON Comparison (Docket No. E002/GR-12-961 IR DOC-160)
5. GAAP/FERC/COSS Comparison (Docket No. E002/GR-12-961 IR DOC-128)

# TEST YEAR WORKPAPERS

## Volume 4A

### I. INDEX

### II. COST OF SERVICE STUDY (COSS)

### III. RATE BASE (PLANT)

- P1. Summary
- P2. Non-Plant
  - P2-1 Assets & Liabilities
  - P2-2 Deferred
  - P2-3 Back-up
- P3. Roll Forward Reports
- P4. Plant Manual Sources
  - P4-1 Nuclear Outage Amortization
  - P4-2 Non-Qualified Tax Items
  - P4-3 New Business CIAC
  - P4-4 ITC Grant Accounting
  - P4-5 DOE Payment
- P5. M&S, Prepayments & Fuel Inventory
  - P5-1 Prepayments
  - P5-2 Material & Supplies
  - P5-3 Fuel Inventory
- P6. Property Tax
- P7. Tax Additions
- P8. Tax Credits
- P9. Other Rate Base
  - P9-1 Interest on Customer Deposits
  - P9-2 Customer Advances
  - P9-3 Miscellaneous Debits & Credits
- P10. Cash Working Capital

### IV. REVENUE

- R1. Revenue Summary
- R2. Work papers
  - R2-1 Present Revenues
  - R2-2 Transmission
  - R2-3 Interchange
  - R2-4 Other Revenue
  - R2-5 Back-up

**TEST YEAR WORKPAPERS**  
**Volume 4A (continued)**

V. O&M

- O1. Summary
- O2. Manual Items
  - O2-1 Cost of Goods
  - O2-2 Transmission
  - O2-3 Interchange
  - O2-4 Windsource
- O3. Amortizations
- O4. Taxes Other than Income
- O5. State and Federal Income Tax

VI. COST OF CAPITAL

- C1. Schedules

VII. BUDGET ALLOCATORS

- B1. Customers
- B2. Energy (Sales) & Demand
- B3. Labor
- B4. Other

**TEST YEAR WORKPAPERS**  
**Volume 4B**

**VIII. ADJUSTMENTS**

- A1. Black Dog Screenhouse
- A2. Advertising
- A3. Customer Deposits Expense
- A4. Dues: Chamber of Commerce
- A5. Dues: Professional Associations
- A6. Economic Development Admin
- A7. Economic Development Donations
- A8. Foundation Admin
- A9. Foundation and Other Donations
- A10. Incentive Compensation
- A11. Investor Relations
- A12. Monticello LCM/EPU Return
- A13. Nobles Amounts over CON
- A14. Pension: Non Qualified
- A15. Aviation
- A16. Bad Debt Expense
- A17. CIP Approved Program Levels
- A18. CIP Incentive
- A19. Employee Expenses
- A20. Like Kind Exchange Program
- A21. Nuclear Retention
- A22. Other Revenue 3 Year Average
- A23. Retiree Medical: Discount Rate
- A24. Pension Smoothing
- A25. Remaining Life Study: NSPM
- A26. Remaining Life Study: NSPW
- A27. Trading: Asset-Based Margin
- A28. Trading: Non Asset-Based Admin
- A29. Trading: Non Asset-Based Margin
- A30. XES Allocation on Labor Hours
- A31. PI EPU Recovery
- A32. Rate Case Expenses
- A33. Sherco 3 Depr Deferral
- A34. Transco Costs
- A35. Rider: RES
- A36. Rider: TCR
- A37. Windsorce
- A38. ADIT Prorate for IRS
- A39. Cash Working Capital Adjustment
- A40. Change in Cost of Capital
- A41. Net Operating Loss

## IX. MYRP Support

- M1. Capital Forecast
- M2. Other Rate Base
- M3. Forecast Expenses
- M4. Forecast Revenues
- M5. Escalated O&M
- M6. Non Retail Revenue
- M7. Interchange
- M8. Net Operating Loss
- M9. Change in Cost of Capital

## X. Rebuttal Adjustments

- R-1. Remaining Lives
- R-2. Hollydale Transmission
- R-3. Prairie Island Indian Community
- R-4. Economic development Administration
- R-5. CIP Approved Costs
- R-6. Bonus Tax Depreciation

## XI. INTERIM

- Interim Adj 1 Monticello Dry Cask to CWIP
- Interim Adj 2 MN Remaining Life Study Removal
- Interim Adj 3 TCR Roll-In Removal
- Interim Adj 4 Incremental PI Payments Removal
- Interim Adj 5 Remove 2017 Escalation

# **BUDGET SUMMARY AND CORRESPONDENCE**

## **Volume 5**

1. Executive Summary
2. Summary Reports
3. Budget Process
4. Instructional Correspondence



# BUDGET DOCUMENTATION

## Volume 6A -

### Narrative Documentation

- A. Energy Supply
- B. Nuclear Generation and Outage Deferral & Amortization
- C. Transmission
- D. Distribution Operations
- E. Gas Systems
- F. Operation Services
- G. Benefits
- H. Utilities & Corporate Services
  - Business Systems
  - VP Human Resources & Employee Services
  - Human Resources
  - Workforce Relations and Safety
  - Aviation and Travel Services
  - Security Services
  - Property Services
  - Chief Administrative Office
  - NSPM President
  - Marketing
- I. Shared Service Organizations
  - Chief Executive Officer
  - Corporate Secretary and Executive Services
  - Corporate Other
  - Financial Operations
  - General Counsel

# BUDGET DOCUMENTATION

## Volume 6B

### Variance Explanations

### Supporting Schedules

- A. Schedule 1 – Analysis of Billings
- B. Schedule 2 – Service Company Billings
- C. Schedule 3 – O&M by Object Account
  - Total Company – All Utilities
  - Total Company – All Utilities (By Business Area)
  - Total Company – By Utility Schedule 3A
  - Total Company – By Utility 3A (By Business Area)
- D. Schedule 4 – O&M by FERC Account
  - Total Company – All Utilities
  - Total Company – All Utilities (By Business Area)
  - Total Company – By Utility Schedule 4A
  - Total Company – By Utility 4A (By Business Area)
- E. Schedule 5 – Capital Expenditure by Business Area
  - Energy Supply
  - Nuclear Generation
  - Transmission and Operating Services
  - Distribution Operations
  - Gas Systems
  - Corporate

### Supplemental Reports

- A. 2010 – 2014 Financial Performance Team (FPT) O&M Reports  
NSPM Company yearend O&M Expense Actual vs Budget Variance Explanations
- B. 2010-2014 NSPM Company Electric Utility O&M Expenses  
Annual Actual vs Budget Expenses by Functional Class and FERC Account
- C. 2010 – 2014 Financial Performance Team (FPT) Capital Expenditure Reports  
NSPM Company yearend Capital Expense Actual vs Budget Variance Explanations

**Notice of Change in Rates**

STATE OF MINNESOTA  
BEFORE THE  
MINNESOTA PUBLIC UTILITIES COMMISSION

Beverly Jones Heydinger	Chair
Nancy Lange	Commissioner
Dan Lipschultz	Commissioner
John Tuma	Commissioner
Betsy Wergin	Commissioner

IN THE MATTER OF THE APPLICATION  
OF NORTHERN STATES POWER  
COMPANY FOR AUTHORITY TO  
INCREASE RATES FOR ELECTRIC  
SERVICE IN THE STATE OF MINNESOTA

DOCKET NO. E002/GR-15-826

**NOTICE OF CHANGE IN RATES**

**A. Introduction**

Northern States Power Company, doing business as Xcel Energy, seeks authority from the Minnesota Public Utilities Commission to increase retail electric rates in Minnesota pursuant to Minn. Stat. § 216B.16 and Minn. R. Parts 7825.3100-7825.4600 and 7829.2400 (Application). The Company also seeks authority to change some terms and conditions of electric service.

The Company requests a three year multi-year rate plan (MYRP), implemented pursuant to Minn. Stat. §216B.16, subds. 1 and 19. Our three year plan is built upon a 2016 test year and then offers stable, predictable, and affordable rates for our customers while enabling the Company to continue making critical investments in our system and affording all stakeholders the ability to work together to accomplish important policy objectives during this period of rate stability.

The Company has also brought forward a separate five year MYRP option, again implemented pursuant to Minn. Stat. § 216B.16, subds. 1 and 19. We believe this option provides a simple, straightforward path to even greater benefits for our customers and other stakeholders.

The Company's revenue deficiency in 2016 reflects the costs of significant investments in our system, both in 2015 and over the next several years, as we continue to invest in carbon free energy sources and replace critical infrastructure while preparing for the future. These investments are resulting cleaner air, a better environment and a more resilient, flexible and reliable energy system that can deliver

value to our customers for decades to come, but they require sufficient revenues to support them. In addition, a sizable portion of our 2016 revenue deficiency results from the rate moderation tools utilized in our most recent rate case. As was discussed in that case, those tools provided for lower short term rates, but contribute to the need for rate relief in this case.

This Application includes the following information in accordance with Minnesota Statutes and the Commission's rules:

**B. Notice and Proposal Regarding General Rate Change.**  
**(Minn. R. 7825.3200(A)(1) and 7825.3500)**

**1. Name, address, and telephone number of utility.**

Northern States Power Company  
414 Nicollet Mall  
Minneapolis, MN 55401  
(612) 330-5500

**2. Name, address, and telephone number of attorneys for the utility.**

Amanda Rome  
Lead, Assistant General Counsel  
Xcel Energy Services Inc.  
414 Nicollet Mall  
Minneapolis, MN 55401  
(612) 215-4663

Eric F. Swanson  
Winthrop & Weinstine, P.A.  
Suite 3500  
225 South Sixth Street  
Minneapolis, MN 55402  
(612) 604-6511

**3. Date of filing and date modified rates are to be effective.**

The date of this filing is November 2, 2015. Pursuant to §216B.16, subd. 1, Xcel Energy requests a final increase in electric revenues of \$194.6 million, or 6.4 percent, effective January 1, 2016, sixty (60) days after filing, without suspension, \$246.7 million, or 8.1 percent, effective January 1, 2017, without suspension, and

\$297.1 million, or 9.8 percent, effective January 1, 2018, based on 2016 present revenues.

If the Commission elects to suspend the proposed rate increase under Minn. Stat. §216B.16, subd. 2, the Company requests, pursuant to Minn. Stat. § 216B.16, subds. 3 and 19, that an interim rate increase of \$ 163.7 million, or an approximate 5.5 percent overall bill increase, be effective on January 1, 2016, as discussed in the Company's Notice and Petition for Interim Rates (Petition), included in this Application. The interim revenue request will be uniformly billed as a 7.75 percent increase on the base rate portion of customers' bills (exclusive of fuel and purchased energy costs and certain rate riders). The difference in the percentage increase results primarily from the unbundling of fuel and purchased energy costs approved by the Commission in our 2005 electric rate case (Docket No. E002/GR-05-1428).

As discussed in the Petition, the Company also requests, pursuant to Minn. Stat. § 216B.16, subds. 3 and 19, that an incremental interim rate increase of \$44.9 million, or an approximate 1.5 percent incremental bill increase, be effective on January 1, 2017. The 2017 interim revenue request will also be uniformly billed as a 9.88 percent increase on the base rate portion of customers' bills (exclusive of fuel and purchased energy costs and certain rate riders).

Typically final rates would become effective within 10 months of the date of the Application, unless the review period is extended by the Commission. We recognize, however, that the statutory triggers for extension provided by Minn. Stat. § 216B.16 subds. 2 and 19 will apply to the schedule of this case.

#### **4. Description and purpose of the change in rates requested.**

The Application for a change in rates applies to all of Xcel Energy's retail electric customers in the State of Minnesota, and the proposed rates are designed to produce revenues sufficient to meet the Company's cost of service for the test year ending December 31, 2016. The Company also requests to increase rates an additional 1.7 percent effective January 1, 2017, and 1.7 percent, based on 2016 present revenues, effective January 1, 2018.

#### **5. Effect of the change in rates.**

The effect of the proposed electric rate increase, exclusive of revenues related to franchise fees, gross earnings taxes, and certain riders will be an increase in gross

revenues for the 2016 test year of \$194.6 million, or an approximate increase of about 6.4 percent above the present test year gross revenues, an additional \$52.1 million or 1.7 percent, based on 2016 present revenues, effective January 1, 2017 and an additional \$50.4 million or 1.7 percent, based on 2016 present revenues, effective January 1, 2018. For the three years, the Company requests an increase of present revenues of \$297.1 million, or 9.8 percent.

Our request is based on our proposed three year MYRP, consisting of a 2016 test year and 2017 and 2018 plan years. We appreciate that our request represents the first time a utility is proposing a three year MYRP and the first time a utility has proposed a MYRP under the newly amended Minn. Stat. §216B.16, subd. 19 (the “MYRP Statute”). We have worked to fairly reflect the impact of our requested relief on base rates in a clear manner when developing the proposed notices of our Application. We also represented the impact of our requested relief on base rates consistent with the manner in which we did for our 2013 electric rate case request, which also included a multi-year rate increase request.

At the time the Company implements Final Rates, we propose that two projects in the Transmission Cost Recovery Rider (“TCR Rider”) be included in base rates. This proposed transfer of these amounts, related to the Brookings and Fargo CapX2020 projects, does not change the Company’s overall revenue increase request. Assuming the Company’s request is approved, we will reset the TCR Rider, by removing the Brookings and Fargo projects, simultaneously with the implementation of final rates. As such, this transfer will not result in an increase or decrease in to customers’ total bills.

We propose some changes to the terms and conditions of our Electric Rate Book, Volume 2F, under which we provide service to our customers.<sup>1</sup>

As was done in our last three electric rate cases, we propose to apply the interim surcharges to base rates, and the amount included in our base rates does not include fuel costs. For clarity, we have provided 2016 and 2017 interim tariffs, Section 5, 11th Revised Sheet No. 94 , which lists the rate elements to which the Interim Rate Surcharges would apply and those rate riders to which the Interim Rate Surcharges would not apply. The Proposed Final Rates were calculated using the Company’s 2016 proposed test year deficiency, the 2017 and 2018 plan year deficiencies, and our proposed final rate design.

---

<sup>1</sup> See Volume 2E, Direct Testimonies of Michael A. Peppin and Steven V. Huso.

We believe the approach described above fairly represents the proposed rates and bill increases for customers. To the extent the Commission wishes to make alternative assumptions regarding the treatment of rate riders, we would adjust our proposed notices accordingly.

**6. Signature and title of utility officer authorizing the proposal.**

The Application is signed on behalf of Xcel Energy by Christopher B. Clark, President of Northern States Power Company, a Minnesota Corporation.

**C. Modified rates.  
(Minn. R. 7825.3200(A)(2) and 7825.3600)**

Attached to this Application are rate schedules containing the proposed final rates and tariffs. These proposed final schedules and tariffs are supported by the pre-filed Direct Testimony of Mr. Steven V. Huso, in Volume 2E. Redlined and Non-Redlined versions of the tariffs accompany this Application also in Volume 2F.

**D. Expert opinions and supporting documents.  
(Minn. R. 7825.3200(A)(3) and 7825.3700)**

Attached to this Application are statements of fact, expert opinions, substantiating documents and exhibits supporting the change in retail electric rates. Pursuant to Minn. R. 7825.3700, Aakash H. Chandarana provides Direct Testimony as the Company's designated official in support of the Application. A list of the Company's other witnesses is provided in Mr. Chandarana's Direct Testimony.

**E. Information requirements.  
(Minn. R. 7825.3200(A)(4) and 7825.3800-7825.4400)**

Attached to this Application are: Volumes 2A to 2F, the Direct Testimonies and Schedules of the Company's witnesses; (including Redlined and Non-Redlined version of the tariffs); Volume 3, Required Information; Volumes 4A and 4B, Test Year Workpapers; Volume 5, Budget Summary and Correspondence; and Volumes 6A and 6B, Budget Documentation. Together, these volumes represent the Company's supporting documentation and contain the information in support of a general rate increase required by Minn. R. 7825.3800 through Minn. R. 7825.4400.

The data for the most recent fiscal year is 2014. The projected fiscal year is 2015. The proposed test year is the calendar year ending December 31, 2016 (Test Year),



and the Application also addresses proposed rates for the years ending December 31, 2017 and 2018 (“Plan Years”).

We have provided the information required by Minn. Stat. §216B.16, subd. 17 in Volume 3 of our Application. Certain summary information is included within Volume 3 with detailed information provided in electronic form on compact disk.

**F. Methods and procedures for refunding.**  
**(Minn. R. 7825.3200(A)(5) and 7825.3300)**

Included with this Application is an Agreement and Undertaking signed and verified by Christopher B. Clark, President Northern States Power Company, a Minnesota corporation.

**G. Notice to municipalities and counties.**  
**(Minn. Stat. § 216B.16, subd. 1)**

Pursuant to Minn. Stat. § 216B.16, subd. 1, Xcel Energy proposes to mail the enclosed Notice to all municipalities and counties in our Minnesota electric service territory. This notice includes a discussion of the proposed interim rates, as well as information regarding the general electric rate case filing. The representation of present, interim, and proposed rates on this Notice reflects the approach described in our response to Part B. 5, above. The Company requests Commission approval of the Notice, so that it may be mailed in a timely fashion.

**H. Customer notice.**  
**(Minn. R. 7829.2400, subpt. 3)**

We will notify customers, through a bill onsert or insert, of our Application to increase retail electric rates. If the Company’s retail electric rate increase is suspended, the same bill notice will also explain the impact of Xcel Energy’s interim rates on customer bills.

Included in this Application is an example of our proposed notice of this rate increase, assuming that the rate increase has been suspended. Similar to the notice approved by the Commission in our 2014 test year electric rate case (Docket No. E002/GR-13-868), the notice is organized in a question-and-answer format and includes an explanation of the interim rates and the general rate increase proposals. The Company requests approval of the customer notice so it can be included prior to or with the first bills issued with interim rates. Finally, the Company will make this Application, Testimony, and Supporting Documentation easily available to

customers by posting it on the Xcel Energy website [xcelenergy.com/rates](http://xcelenergy.com/rates) (make sure “Minnesota” is selected in top right-hand corner), select “Rates” then select “2016 Minnesota Electric Rate Case.”

**I. Filings requiring determination of gross revenue requirement.**  
**(Minn. R. 7829.2400)**

Pursuant to Minn. R. 7829.2400, we submit the following information in addition to that required by Minn. R. 7825.3100-7825.4600.

**1. Summary.**

A summary of the Application is attached to this notice.

**2. Service; proof of service.**

The Company will serve copies of the Application on the Department of Commerce, Division of Energy Resources and the Office of the Attorney General – Antitrust and Utilities Division. We will serve a copy of the Summary on the other parties on the general service list for Xcel Energy electric filings, and on the service list in the Company’s last retail electric rate case proceeding, Docket No. E002/GR-13-868. The service lists for these proceedings and a certificate of service are attached.

**3. Notice to public and governing bodies.**

See Section G. and H., above. In addition, Xcel Energy will publish a notice of the proposed change in newspapers of general circulation in all county seats in the Company’s Minnesota electric service territory. We propose using the content from the Notice to Counties and Municipalities located in Volume 1 for the content of the published notice.

**4. Notice of hearing.**

We will notify ratepayers of hearings held in connection with this Application as directed by the Commission. Xcel Energy will also publish notice of the hearings in newspapers of general circulation in all county seats in the Company’s Minnesota electric service area, as directed by the Commission.

**J. Request for Protection of Non-Public Information**

The Company recognizes and supports the need for transparency in the review of our Application. Non-Public data included in this filing is limited to certain portions of the Testimony, schedules and workpapers. There is somewhat more Non-Public data provided with this filing, given the greater level of detail accompanying our initial filing and the greater time period involved. Much of this information was provided through Trade Secret data request responses in our prior cases. Attachment A to the Notice of Changes in Rates identifies the specific models, reports, expenses, and sales and pricing data identified as Non-Public data in the filing that we believe qualify as trade secret data pursuant to Minn. Stat. § 13.37, subd. 1(b). These models, reports, and expense, sales and pricing data have important economic value to the Company as a result of their not being public, and the Company takes efforts to prevent their public disclosure. The Company has identified the Trade Secret and other Non-Public information pursuant to Minn. Rule 7829.0500.

The Company is electronically submitting complete Public and Non-Public versions of those portions of our filing that contain Trade Secret or other Non-Public information.

**K. Service list.**

Pursuant to Minn. R. 7829.0700, the Company requests the following persons be placed on the Commission’s official service list for this proceeding:

Amanda Rome  
Xcel Energy Services Inc.  
414 Nicollet Mall, 5<sup>th</sup> Floor  
Minneapolis, MN 55401

SaGonna Thompson  
Xcel Energy  
414 Nicollet Mall, 7<sup>th</sup> Floor  
Minneapolis, MN 55401

Eric Swanson  
Winthrop & Weinstine, P.A.  
Suite 3500  
225 South Sixth Street  
Minneapolis, MN 55402

**L. Conclusion**

The Company respectfully requests consideration and acceptance of its Application.

Dated: November 2, 2015

Respectfully submitted,

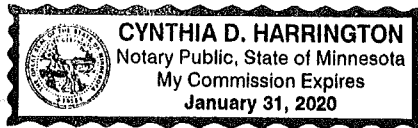


CHRISTOPHER B. CLARK  
PRESIDENT, NORTHERN STATES POWER COMPANY MINNESOTA

Subscribed and sworn to before  
me this 2nd day of November, 2015



Notary Public



**NON-PUBLIC ITEMS INDEX**

Item / Location	Justification
<b>Projected Costs, Vendor Proprietary Information, and/or Contractually Negotiated Details</b>	
<b>Mills Schedule 5</b> Chemical Costs	Data regarding chemical costs has been marked trade secret as defined by Minn. Stat. §13.37(1)(b). The information derives an independent economic value from not being generally known or readily ascertainable by others who could obtain a financial advantage from their use.
<b>Mills Schedule 12</b> Plant Outages – Changes in Energy costs	Data regarding changes in energy costs for plant outages has been marked trade secret as defined by Minn. Stat. §13.37(1)(b). The information derives an independent economic value from not being generally known or readily ascertainable by others who could obtain a financial advantage from their use.
<b>Harkness Schedules 4, 5 and 6</b> Internal Assessment Summaries	Xcel Energy designated Schedules 4, 5 and 6 as Trade Secret in their entirety because these schedules contain information about the analysis and information that was prepared by the Company in conjunction with its review of its internal operating system and software applications for transition to the Productivity Through Technology project. To maintain our competitiveness, the Company maintains the confidentiality of this data. Since the information in these schedules derives independent economic value from not being generally known to the public and which the Company has taken reasonable precautions to maintain confidential it is therefore trade secret pursuant to Minn. Stat. § 13.37 (1) (b) and Minn. Rule 7829.0500, subp 3.
<b>Harkness Schedules 13 and 14</b> Cost Comparisons and Benchmarking	Xcel Energy designated Schedules 13 and 14 as Trade Secret in their entirety because these schedules contain information about the contractually negotiated amounts that Xcel Energy pays to certain vendors for their services. To maintain our competitiveness in our contract negotiations with these vendors, the Company maintains the confidentiality of this data. Since the information in these schedules derives independent economic value from not being generally known to the public and which the Company has taken reasonable precautions to maintain confidential it is therefore trade secret pursuant to Minn. Stat. § 13.37 (1) (b) and Minn. Rule 7829.0500, subp 3.

**NON-PUBLIC ITEMS INDEX**

Item / Location	Justification
<b>Projected Costs, (continued)</b> <b>Vendor Proprietary Information, and/or</b> <b>Contractually Negotiated Details</b>	
<b>O'Connor Testimony, Various</b> <b>Schedules 9, 10</b> Outage Costs and Timeframes	Outage cost and scheduling information includes information the Company considers to be trade secret data as defined by Minn. Stat. §13.37(1)(b). This data includes confidential contract terms and budget detail. This information has independent economic value from not being generally known to, and not being readily ascertainable by, other parties who could obtain economic value from its disclosure or use. The disclosure of this information could adversely impact contract negotiations, potentially increasing costs for these services for our customers. Thus, the Company maintains this information as a trade secret.
<b>Heuer Schedule 13</b> Capacity Cost Study	The Company seeks to treat the cost it pays for capacity as trade secret pursuant to Minn. Stat. § 13.37(1)(b). The Company acquires capacity at market-determined rates, this information has important economic value to the Company as a result of this information not being public, and the Company takes efforts to prevent their public disclosure.
<b>Wholesale Customer Information</b>	
<b>Heuer Schedule 12</b> Wholesale Customer Study	The wholesale customer study contains information the Company considers to be trade secret pursuant to Minn. Stat. §13.37(1)(b). More specifically, the trade secret information is a listing of the specific wholesale customers who contract for services with the Company and the specific services each customer takes. This information qualifies as trade secret information both because it is customer-specific information and because these are competitive services. Therefore, this information has important economic value to the Company as a result of this information not being public, and the Company takes efforts to prevent their public disclosure.

**NON-PUBLIC ITEMS INDEX**

<b>Company Information</b>	
<b>Heuer Prefiled Discovery Information Request No. OAG-167</b> HomeSmart Revenues	Attachment A to Prefiled Information Request No. OAG-167 provides a summary of actual HomeSmart revenues and cross-charges for 2014 and contains information the Company considers as trade secret data as defined by Minn. Stat. §13.37(1)(b). This information has independent economic value from not being generally known to, and not being readily ascertainable by, other parties who could obtain economic value from its disclosure or use. Thus Xcel Energy maintains this information as a trade secret pursuant to Minn. Rule 7829.0500.
<b>Marks Schedules 6, 7 and 10</b> Sales Forecast Data	Schedules 6, 7 and 10 include sales data the Company considers to be Trade Secret information protected by the Minnesota Data Practices Act. That information has economic value, actual or potential, from not being generally known to, and not being readily ascertainable by proper means by other persons and is subject to efforts by the Company to protect the information from public disclosure. Xcel Energy maintains this information as a trade secret based on its economic value from not being generally known and not being readily ascertainable by proper means by other persons who can obtain economic value from its disclosure or use. For this reason, we ask that the data be treated as non-public data pursuant to Minn. Stat. § 13.37, subd. 1(b).
<b>Lowenthal Schedules 3 and 4</b> Compensation and Benefits Studies	Schedules 3 and 4 are compensation and benefits studies, prepared by an external consultant, which the Company has designated as Trade Secret information in its entirety as defined by Minn. Stat. § 13.37, subd. 1(b). The information contained in these Schedules is not the work product of Xcel Energy, and we are only able to allow its release under the condition that it be protected as trade secret and not be publicly released. Because this information derives independent economic value from not being generally known to, and not being readily ascertainable by proper means by, other persons who can obtain economic value from its disclosure or use, Xcel Energy maintains this information as a trade secret pursuant to Minn. Rule 7829.0500, subp 3.

**NON-PUBLIC ITEMS INDEX**

<b>Company Information (continued)</b>	
<b>Lowenthal Schedule 6</b> <b>Appendix A, Prefiled Discovery</b> <b>Information Request No. OAG-36</b> Incentive Plan Details	Schedule 6 and Appendix A Prefiled Discovery Information Request No. 36 contain incentive plan details used to create comprehensive benefits packages for employees, which the Company has designated as Trade Secret information as defined by Minn. Stat. § 13.37, subd. 1(b). Certain information contained in this Schedule and IR response has not been publicly released because it could put the Company at a disadvantage in the marketplace when competing for employees. Because it derives independent economic value from not being generally known to, and not being readily ascertainable by proper means by, other persons who can obtain economic value from its disclosure or use, Xcel Energy maintains this information as a trade secret pursuant to Minn. Rule 7829.0500, subp 3.
<b>Lowenthal Schedule 6</b> <b>Appendix A, Prefiled Discovery</b> <b>Information Request No. OAG-36</b> Incentive Plan Details	Schedule 6 and Appendix A Prefiled Discovery Information Request No. 36 contain incentive plan details used to create comprehensive benefits packages for employees, which the Company has designated as Trade Secret information as defined by Minn. Stat. § 13.37, subd. 1(b). Certain information contained in this Schedule and IR response has not been publicly released because it could put the Company at a disadvantage in the marketplace when competing for employees. Because it derives independent economic value from not being generally known to, and not being readily ascertainable by proper means by, other persons who can obtain economic value from its disclosure or use, Xcel Energy maintains this information as a trade secret pursuant to Minn. Rule 7829.0500, subp 3.
<b>Personal Information</b>	
<b>O'Hara Schedule 9, Pages 2-3</b> Labor Costs for Lobbying Employees	Schedule 9 contains information that qualifies as Non-Public Highly Confidential Trade Secret Data. The salary information of individuals is designated as Trade Secret information as defined by Minn. Stat. § 13.37, subd. 1(b), in that this information has not been publicly released. It also derives independent economic value from not being generally known to, and not being readily ascertainable by proper means by, other persons who can obtain economic value from its disclosure or use.



**NON-PUBLIC ITEMS INDEX**

<b>Personal Information (continued)</b>	
<p><b>O'Hara Appendix A Prefiled Discovery Information Request No. DOC-183</b> Lobbying Expenses</p>	<p>Attachments B and C to Prefiled DOC Information Request No. 183 contain information that qualifies as Non-Public Highly Confidential Trade Secret Data. The Company considers this data private data on individuals pursuant to Minn. Stat. § 13.02, subd. 12. The Employee Expense Statute, Minn. Stat. § 216B.16, subd. 17, does not require that we identify detailed expense information for individuals below the Vice President level. Consistent with this past treatment of employee expense information, we have marked the individual names as Non-Public Highly Confidential Trade Secret data in these attachments.</p>
<p><b>Employee Expense Report Schedule 5 on Compact Disk</b> Executive Compensation</p>	<p>Additionally, in Schedule 5 of the Employee Expense Reports (EER), we have marked as Trade Secret the compensation information for the sixth through tenth highest paid officers contained in the Employee Expense Reports provided on compact disk. Pursuant to Minn. Stat. §216 B.16. subd. 17 (c), we must demonstrate the competitive disadvantage to us resulting from the release of this information outweighs the public information and access to the data. This compensation information is highly sensitive for several reasons. First, these employees are valued members of our management team and if compensation were published it would provide our competitors with valuable information, otherwise not available, allowing them to hire away these key employees. Second, we believe we have a duty to our employees to protect their private information; by making their compensation public anyone performing an internet search would have access to this very private information. Lastly, access to this information has not been restricted in any way to our regulatory agencies who work to represent the public interest.</p>

**NON-PUBLIC ITEMS INDEX**

<b>Cost Responsibilities for Rate Discounts</b>	
<p><b>Peppin Testimony, Page 7</b>  <b>Schedules 3, 4, 5, 6, 7, 8</b></p> <p><b>Appendix A Prefiled Discovery Information Request No. DOC-731, Attachment A</b></p> <p><b>Volume 3 – Required Information Tab II.6.A.</b>  2016, 2017, 2018  Class Cost of Service Study  Detailed Results</p>	<p>Please note that certain portions of the enclosed testimony, schedules, prefiled discovery and workpapers contain non-public trade secret information pursuant to Minnesota Statutes section 13.37. Relevant pages containing non-public trade secret information are marked as such in accordance with Minnesota Rule 7829.0500. The non-public trade secret information includes highly sensitive financial information, including, but not limited to models, reports, expenses, sales and pricing data, that Xcel Energy maintains as confidential information. If publicly released, this information would have economic value to Xcel Energy’s competitors and suppliers, to the detriment of Xcel Energy and its customers. Therefore, Xcel Energy requests that such non-public trade secret information not be disclosed to any other party without prior notification to and the written consent of Xcel Energy.</p>
<b>Work Product</b>	
<p><b>Live Models and Workpapers</b>  CCOSS Model (CD)  Revenue Model (CD)  E8760 Allocator Data (CD)  Volume 4A Workpapers – Base Data  Volume 4B Workpapers – Adjustments</p>	<p>The CCOSS and Revenue Models represent Company work product. Xcel Energy maintains this information as a trade secret pursuant to Minn. Stat. §13.37 (1)(b) based on its economic value from not being generally known and not being readily ascertainable by proper means by other persons who can obtain economic value from its disclosure or use. Parts of the workpapers contain not-public data on individuals, which is also protected under the Minnesota Data Practices Act. Specific customer data (including the name, address or related usage) in the workpapers consist of “private data on individuals” and “confidential customer data” as recognized under the Minnesota Data Practices Act. As such, any unique information that can identify an individual customer is maintained by Xcel Energy as not-public data and protected from public disclosure.</p>

**NON-PUBLIC ITEMS INDEX**

<b>Work Product (continued)</b>	
<b>Volume 4B Workpapers – Adjustments Tab A34, Page 1 of 1</b> Estimate of Transco Costs	<p>The Transco workpaper contains information marked as Trade Secret Data pursuant to Minn. Stat. §13.37 (1)(b) and considered commercially sensitive by the Company, Xcel Energy Transmission Development Company, LLC (XETD) and Xcel Energy Southwest Transmission Company, LLC (XEST). The information summarizes costs incurred by Xcel Energy to support the Transco initiative. This information is not available outside of Xcel Energy except to consultants and attorneys subject to non-disclosure obligations. The trade secret information derives economic value, actual or potential, from not being generally known or being readily ascertainable. Competing transmission companies may be able to use knowledge of the costs incurred to (or expected to be incurred) by the Xcel Energy Transcos to gain an advantage in future Regional Transmission Organization competitive solicitation processes. Disclosure could thus directly harm Xcel Energy, XETD and XEST. Thus Xcel Energy maintains this information as a trade secret pursuant to Minn. Rule 7829.0500.</p>

**NON-PUBLIC ITEMS INDEX**

<b>Insurance Related Information</b>	
<p><b>Miller Testimony, Various Schedules 2,3,4,5,6,7,8,9,10,11,12,13, 14</b> Coverage Amounts and Terms Replacement Values</p>	<p>Xcel Energy has included information as part of the Direct Testimony and Schedules of Company witness Robert L. Miller which derives independent economic value from not being generally known to the public and which the Company has taken reasonable precautions to maintain confidential and is therefore trade secret pursuant to Minn. Stat. 13.37 (1) (b). Such information includes our insurers, the risk they insure, the premiums we pay, and how we structure our insurance coverage.</p> <p>Xcel Energy procures insurance in competitive insurance markets around the globe. To maintain our competitiveness in these markets, we must maintain the confidentiality of certain information. Information with respect to our insurance premium amounts and what we pay for each unique layer of risk we insure is proprietary to both the Company and our insurers and if it was made publicly available would provide a competitive advantage to other participants in the markets by creating a known benchmark in the market. When such information is made available by insurance brokers or other market participants, it is made anonymous so that particular risk profiles of particular companies cannot be benchmarked against premium tables.</p> <p>Further, while the components of an overall insurance program (i.e. who our participating underwriters are) need not be confidential, who a particular underwriter is for a particular layer of risk can provide competitive advantages to third parties since identifying the risks particular underwriters are willing to take would take is generally kept confidential in the various insurance markets where we procure insurance. Similarly, our insurance structure and the amount of coverage in each layer can also provide competitive advantage to other participants in various insurance markets. Consequently, we have marked this information in several of the following Schedules as Trade Secret.</p>

STATE OF MINNESOTA  
BEFORE THE  
MINNESOTA PUBLIC UTILITIES COMMISSION

Beverly Jones Heydinger	Chair
Nancy Lange	Commissioner
Dan Lipschultz	Commissioner
John Tuma	Commissioner
Betsy Wergin	Commissioner

IN THE MATTER OF THE APPLICATION  
OF NORTHERN STATES POWER  
COMPANY FOR AUTHORITY TO  
INCREASE RATES FOR ELECTRIC  
SERVICE IN THE STATE OF MINNESOTA

DOCKET No. E002/GR-15-826

**SUMMARY OF FILING**

**SUMMARY OF FILING**

On November 2, 2015, Northern States Power Company, doing business as Xcel Energy, filed with the Minnesota Public Utilities Commission an application to increase retail electric rates through a three-year multi-year rate plan, in the State of Minnesota (the Application) by \$194.6 million, or about 6.4 percent effective January 1, 2016 (60) days after filing, without suspension; an incremental \$52.1 million, or about 1.7 percent effective January 1, 2017, without suspension, and an incremental \$50.4 million, or about 1.7 percent effective January 1, 2018, without suspension based on 2016 present revenues. The total increase for the three year proposal is \$297.1 million, or about 9.8 percent. The Company requests a three year multi-year rate plan (MYRP), and offers an option for a five year MYRP, implemented pursuant to Minn. Stat. §216B.16, subs. 1 and 19. In addition, we are proposing some changes to the terms and conditions of our Electric Rate Book, Volume 2F, under which we provide service to our customers.

If the Commission elects to suspend the proposed rate increase under Minn. Stat. §216B.16, subd. 2, the Company requests, pursuant to Minn. Stat. § 216B.16, subs. 3 and 19, that an interim rate increase of \$ 163.7 million, or an approximate 5.5 percent overall bill increase, be effective on January 1,

2016, as discussed in the Company's Notice and Petition for Interim Rates (Petition), included in this Application. The Company also requests a 2017 interim rate equal to \$ 208.6 million, or 7.0 percent, based on present revenues. The interim revenue request for 2016 will be uniformly billed as a 7.75 percent increase on the base rate portion of customers' bills (exclusive of fuel and purchased energy costs and certain rate riders) and for 2017 will be uniformly billed as a 9.88 percent increase on the base rate portion of customers' bills (exclusive of fuel and purchased energy costs and certain rate riders). The difference in the percentage increase results primarily from the unbundling of fuel and purchased energy costs approved by the Commission in our 2005 electric rate case (Docket No. E002/GR-05-1428). Typically final rates become effective within 10 months of the date of the Application, unless the review period is extended by the Commission. We recognize, however, that the statutory triggers for extension provided by Minn. Stat. § 216B.16 subds. 2 and 19 will apply to the schedule of our case.

The typical residential electric consumer uses 675 kWh per month or 8,100 kWh per year. On average, the proposed final rate change, which includes the 2016 Test Year and 2017 and 2018 Plan Years, would increase the bill for a typical residential electric customer by approximately \$11 per month or \$132 per year. We expect final rates would not go into effect until some time in 2017. The interim increase for that same amount of kWh, on average, would be approximately \$5 per month or \$60 per year in 2016. The interim increase for an average residential customer in 2017 would be approximately \$6.50 per month or \$78 per year in 2017. We expect interim rates to be in effect until final rates are ordered in 2017.

The proposed rate schedules and a comparison of present and proposed rates are available at [xcelenergy.com/rates](http://xcelenergy.com/rates) (make sure "Minnesota" is selected in top right-hand corner), select **"Rates"** then select **"2016 Minnesota Electric Rate Case"** and can also be examined during normal business hours at either our General Offices located at 414 Nicollet Mall in downtown Minneapolis or at the Minnesota Department of Commerce, Division of Energy Resources, 85 7<sup>th</sup> Place East, Suite 500, St. Paul, Minnesota 55101.

**AFFIDAVIT OF SERVICE**

I hereby certify that I have this day served copies of the Application or the Summary of Filing for the below entitled matter on the attached list of persons.

xx by depositing a true and correct copy thereof, properly enveloped with postage paid in the United States Mail at Minneapolis, Minnesota

xx electronic filing

**IN THE MATTER OF THE APPLICATION OF NORTHERN STATES POWER COMPANY  
FOR AUTHORITY TO INCREASE RATES FOR ELECTRIC SERVICE IN MINNESOTA  
DOCKET NO. E002/GR-15-826**

**MISCELLANEOUS ELECTRIC SERVICE LIST**

**DOCKET NO. E002/GR-13-868**

Dated this 2<sup>nd</sup> day of November 2015.

*Antonina Thompson*

Subscribed and sworn to before me  
this 2nd day of November 2015.

*Cynthia D. Harrington*  
Notary Public



First Name	Last Name	Email	Company Name	Address	Delivery Method	View Trade Secret	Service List Name
Christopher	Anderson	canderson@allete.com	Minnesota Power	30 W Superior St  Duluth, MN 558022191	Electronic Service	No	OFF_SL_13-868_Official
Julia	Anderson	Julia.Anderson@ag.state.mn.us	Office of the Attorney General-DOC	1800 BRM Tower 445 Minnesota St St. Paul, MN 551012134	Electronic Service	Yes	OFF_SL_13-868_Official
Alison C	Archer	alison.c.archer@xcelenergy.com	Xcel Energy	414 Nicollet Mall FL 5  Minneapolis, MN 55401	Electronic Service	Yes	OFF_SL_13-868_Official
Ryan	Barlow	Ryan.Barlow@ag.state.mn.us	Office of the Attorney General-RUD	445 Minnesota Street Bremer Tower, Suite 1400 St. Paul, Minnesota 55101	Electronic Service	Yes	OFF_SL_13-868_Official
James J.	Bertrand	james.bertrand@leonard.com	Leonard Street & Deinard	150 South Fifth Street, Suite 2300  Minneapolis, MN 55402	Electronic Service	No	OFF_SL_13-868_Official
William A.	Blazar	bblazar@mnchamber.com	Minnesota Chamber Of Commerce	Suite 1500 400 Robert Street North St. Paul, MN 55101	Electronic Service	No	OFF_SL_13-868_Official
James	Canaday	james.canaday@ag.state.mn.us	Office of the Attorney General-RUD	Suite 1400 445 Minnesota St. St. Paul, MN 55101	Electronic Service	Yes	OFF_SL_13-868_Official
Jeanne	Cochran	Jeanne.Cochran@state.mn.us	Office of Administrative Hearings	P.O. Box 64620  St. Paul, MN 55164-0620	Electronic Service	Yes	OFF_SL_13-868_Official
John	Coffman	john@johncoffman.net	AARP	871 Tuxedo Blvd.  St. Louis, MO 63119-2044	Electronic Service	No	OFF_SL_13-868_Official
Jeffrey A.	Daugherty	jeffrey.daugherty@centerpointenergy.com	CenterPoint Energy	800 LaSalle Ave  Minneapolis, MN 55402	Electronic Service	No	OFF_SL_13-868_Official



First Name	Last Name	Email	Company Name	Address	Delivery Method	View Trade Secret	Service List Name
James	Denniston	james.r.denniston@xcelenergy.com	Xcel Energy Services, Inc.	414 Nicollet Mall, Fifth Floor  Minneapolis, MN 55401	Electronic Service	Yes	OFF_SL_13-868_Official
Ian	Dobson	ian.dobson@ag.state.mn.us	Office of the Attorney General-RUD	Antitrust and Utilities Division 445 Minnesota Street, 1400 BRM Tower St. Paul, MN 55101	Electronic Service	Yes	OFF_SL_13-868_Official
Emma	Fazio	emma.fazio@stoel.com	Stoel Rives LLP	33 South Sixth Street Suite 4200 Minneapolis, MN 55402	Electronic Service	No	OFF_SL_13-868_Official
Sharon	Ferguson	sharon.ferguson@state.mn.us	Department of Commerce	85 7th Place E Ste 500  Saint Paul, MN 551012198	Electronic Service	Yes	OFF_SL_13-868_Official
Stephen	Fogel	Stephen.E.Fogel@XcelEnergy.com	Xcel Energy Services, Inc.	816 Congress Ave, Suite 1650  Austin, TX 78701	Electronic Service	No	OFF_SL_13-868_Official
Benjamin	Gerber	bgerber@mnchamber.com	Minnesota Chamber of Commerce	400 Robert Street North Suite 1500 St. Paul, Minnesota 55101	Electronic Service	Yes	OFF_SL_13-868_Official
Michael	Hoppe	il23@mtn.org	Local Union 23, I.B.E.W.	932 Payne Avenue  St. Paul, MN 55130	Electronic Service	No	OFF_SL_13-868_Official
Alan	Jenkins	aj@jenkinsatlaw.com	Jenkins at Law	2265 Roswell Road Suite 100 Marietta, GA 30062	Electronic Service	No	OFF_SL_13-868_Official
Linda	Jensen	linda.s.jensen@ag.state.mn.us	Office of the Attorney General-DOC	1800 BRM Tower 445 Minnesota Street  St. Paul, MN 551012134	Electronic Service	Yes	OFF_SL_13-868_Official

First Name	Last Name	Email	Company Name	Address	Delivery Method	View Trade Secret	Service List Name
Richard	Johnson	Rick.Johnson@lawmoss.com	Moss & Barnett	150 S. 5th Street Suite 1200 Minneapolis, MN 55402	Electronic Service	Yes	OFF_SL_13-868_Official
Sarah	Johnson Phillips	sjphillips@stoel.com	Stoel Rives LLP	33 South Sixth Street Suite 4200 Minneapolis, MN 55402	Electronic Service	No	OFF_SL_13-868_Official
Mark J.	Kaufman	mkaufman@ibewlocal949.org	IBEW Local Union 949	12908 Nicollet Avenue South  Burnsville, MN 55337	Electronic Service	No	OFF_SL_13-868_Official
Thomas	Koehler	TGK@IBEW160.org	Local Union #160, IBEW	2909 Anthony Ln  St Anthony Village, MN 55418-3238	Electronic Service	No	OFF_SL_13-868_Official
Mara	Koeller	mara.n.koeller@xcelenergy.com	Xcel Energy	414 Nicollet Mall 5th Floor Minneapolis, MN 55401	Electronic Service	No	OFF_SL_13-868_Official
Michael	Krikava	mkrikava@briggs.com	Briggs And Morgan, P.A.	2200 IDS Center 80 S 8th St Minneapolis, MN 55402	Electronic Service	No	OFF_SL_13-868_Official
Douglas	Larson	dlarson@dakotaelectric.com	Dakota Electric Association	4300 220th St W  Farmington, MN 55024	Electronic Service	No	OFF_SL_13-868_Official
Peder	Larson	plarson@larkinhoffman.com	Larkin Hoffman Daly & Lindgren, Ltd.	8300 Norman Center Drive Suite 1000 Bloomington, MN 55437	Electronic Service	No	OFF_SL_13-868_Official
John	Lindell	agorud.ecf@ag.state.mn.us	Office of the Attorney General-RUD	1400 BRM Tower 445 Minnesota St St. Paul, MN 551012130	Electronic Service	Yes	OFF_SL_13-868_Official
Paula	Maccabee	Pmaccabee@justchangela.w.com	Just Change Law Offices	1961 Selby Ave  Saint Paul, MN 55104	Electronic Service	No	OFF_SL_13-868_Official

First Name	Last Name	Email	Company Name	Address	Delivery Method	View Trade Secret	Service List Name
Peter	Madsen	peter.madsen@ag.state.mn.us	Office of the Attorney General-DOC	Bremer Tower, Suite 1800 445 Minnesota Street St. Paul, Minnesota 55101	Electronic Service	Yes	OFF_SL_13-868_Official
Pam	Marshall	pam@energycents.org	Energy CENTS Coalition	823 7th St E  St. Paul, MN 55106	Electronic Service	No	OFF_SL_13-868_Official
Mary	Martinka	mary.a.martinka@xcelenergy.com	Xcel Energy Inc	414 Nicollet Mall 7th Floor Minneapolis, MN 55401	Electronic Service	Yes	OFF_SL_13-868_Official
Connor	McNellis	cmcnellis@larkinhoffman.com	Larkin Hoffman Daly & Lindgren Ltd.	8300 Norman Center Drive Suite 1000 Minneapolis, MN 55437	Electronic Service	No	OFF_SL_13-868_Official
Brian	Meloy	brian.meloy@stinsonleonard.com	Stinson, Leonard, Street LLP	150 S 5th St Ste 2300  Minneapolis, MN 55402	Electronic Service	Yes	OFF_SL_13-868_Official
David	Moeller	dmoeller@allete.com	Minnesota Power	30 W Superior St  Duluth, MN 558022093	Electronic Service	No	OFF_SL_13-868_Official
Andrew	Moratzka	apmoratzka@stoel.com	Stoel Rives LLP	33 South Sixth Street Suite 4200 Minneapolis, MN 55402	Electronic Service	Yes	OFF_SL_13-868_Official
David W.	Niles	david.niles@avantenergy.com	Minnesota Municipal Power Agency	Suite 300 200 South Sixth Street Minneapolis, MN 55402	Electronic Service	No	OFF_SL_13-868_Official
Kevin	Reuther	kreuther@mncenter.org	MN Center for Environmental Advocacy	26 E Exchange St, Ste 206  St. Paul, MN 551011667	Electronic Service	Yes	OFF_SL_13-868_Official
Richard	Savelkoul	rsavelkoul@martinsquires.com	Martin & Squires, P.A.	332 Minnesota Street Ste W2750  St. Paul, MN 55101	Electronic Service	Yes	OFF_SL_13-868_Official

First Name	Last Name	Email	Company Name	Address	Delivery Method	View Trade Secret	Service List Name
Janet	Shaddix Elling	jshaddix@janetshaddix.com	Shaddix And Associates	Ste 122 9100 W Bloomington Frwy Bloomington, MN 55431	Electronic Service	Yes	OFF_SL_13-868_Official
Ken	Smith	ken.smith@districtenergy.com	District Energy St. Paul Inc.	76 W Kellogg Blvd  St. Paul, MN 55102	Electronic Service	No	OFF_SL_13-868_Official
Ron	Spangler, Jr.	rlspangler@otpc.com	Otter Tail Power Company	215 So. Cascade St. PO Box 496 Fergus Falls, MN 565380496	Electronic Service	No	OFF_SL_13-868_Official
Byron E.	Starns	byron.starns@leonard.com	Leonard Street and Deinard	150 South 5th Street Suite 2300 Minneapolis, MN 55402	Electronic Service	No	OFF_SL_13-868_Official
James M.	Strommen	jstrommen@kennedy-graven.com	Kennedy & Graven, Chartered	470 U.S. Bank Plaza 200 South Sixth Street Minneapolis, MN 55402	Electronic Service	No	OFF_SL_13-868_Official
Eric	Swanson	eswanson@winthrop.com	Winthrop Weinstine	225 S 6th St Ste 3500 Capella Tower Minneapolis, MN 554024629	Electronic Service	No	OFF_SL_13-868_Official
SaGonna	Thompson	Regulatory.records@xcelenergy.com	Xcel Energy	414 Nicollet Mall FL 7  Minneapolis, MN 554011993	Electronic Service	Yes	OFF_SL_13-868_Official
Lisa	Veith	lisa.veith@ci.stpaul.mn.us	City of St. Paul	400 City Hall and Courthouse 15 West Kellogg Blvd. St. Paul, MN 55102	Electronic Service	No	OFF_SL_13-868_Official
Samantha	Williams	swilliams@nrdc.org	Natural Resources Defense Council	20 N. Wacker Drive Ste 1600 Chicago, IL 60606	Electronic Service	No	OFF_SL_13-868_Official
Daniel P	Wolf	dan.wolf@state.mn.us	Public Utilities Commission	121 7th Place East Suite 350 St. Paul, MN 551012147	Electronic Service	Yes	OFF_SL_13-868_Official

Docket No E002/GR-13-868 Service List

First Name	Last Name	Email	Company Name	Address	Delivery Method	View Trade Secret	Service List Name
Patrick	Zomer	Patrick.Zomer@lawmoss.com	Moss & Barnett a Professional Association	150 S. 5th Street, #1200  Minneapolis, MN 55402	Electronic Service	No	OFF_SL_13-868_Official

Xcel Energy Miscellaneous Electric Service List

First Name	Last Name	Email	Company Name	Address	Delivery Method	View Trade Secret	Service List Name
Julia	Anderson	Julia.Anderson@ag.state.mn.us	Office of the Attorney General-DOC	1800 BRM Tower 445 Minnesota St St. Paul, MN 551012134	Electronic Service	No	GEN_SL_Northern States Power Company dba Xcel Energy-Elec_Xcel Miscl Electric
Christopher	Anderson	canderson@allete.com	Minnesota Power	30 W Superior St  Duluth, MN 558022191	Electronic Service	No	GEN_SL_Northern States Power Company dba Xcel Energy-Elec_Xcel Miscl Electric
James J.	Bertrand	james.bertrand@leonard.com	Leonard Street & Deinard	150 South Fifth Street, Suite 2300  Minneapolis, MN 55402	Electronic Service	No	GEN_SL_Northern States Power Company dba Xcel Energy-Elec_Xcel Miscl Electric
Jeffrey A.	Daugherty	jeffrey.daugherty@centerpointenergy.com	CenterPoint Energy	800 LaSalle Ave  Minneapolis, MN 55402	Electronic Service	No	GEN_SL_Northern States Power Company dba Xcel Energy-Elec_Xcel Miscl Electric
Ian	Dobson	ian.dobson@ag.state.mn.us	Office of the Attorney General-RUD	Antitrust and Utilities Division 445 Minnesota Street, BRM Tower St. Paul, MN 55101	Electronic Service 1400	No	GEN_SL_Northern States Power Company dba Xcel Energy-Elec_Xcel Miscl Electric
Emma	Fazio	emma.fazio@stoel.com	Stoel Rives LLP	33 South Sixth Street Suite 4200 Minneapolis, MN 55402	Electronic Service	No	GEN_SL_Northern States Power Company dba Xcel Energy-Elec_Xcel Miscl Electric
Sharon	Ferguson	sharon.ferguson@state.mn.us	Department of Commerce	85 7th Place E Ste 500  Saint Paul, MN 551012198	Electronic Service	No	GEN_SL_Northern States Power Company dba Xcel Energy-Elec_Xcel Miscl Electric
Michael	Hoppe	il23@mtn.org	Local Union 23, I.B.E.W.	932 Payne Avenue  St. Paul, MN 55130	Electronic Service	No	GEN_SL_Northern States Power Company dba Xcel Energy-Elec_Xcel Miscl Electric
Alan	Jenkins	aj@jenkinsatlaw.com	Jenkins at Law	2265 Roswell Road Suite 100 Marietta, GA 30062	Electronic Service	No	GEN_SL_Northern States Power Company dba Xcel Energy-Elec_Xcel Miscl Electric
Richard	Johnson	Rick.Johnson@lawmoss.com	Moss & Barnett	150 S. 5th Street Suite 1200 Minneapolis, MN 55402	Electronic Service	No	GEN_SL_Northern States Power Company dba Xcel Energy-Elec_Xcel Miscl Electric

Xcel Energy Miscellaneous Electric Service List

First Name	Last Name	Email	Company Name	Address	Delivery Method	View Trade Secret	Service List Name
Mark J.	Kaufman	mkaufman@ibewlocal949.org	IBEW Local Union 949	12908 Nicollet Avenue South  Burnsville, MN 55337	Electronic Service	No	GEN_SL_Northern States Power Company dba Xcel Energy-Elec_Xcel Miscl Electric
Thomas	Koehler	TGK@IBEW160.org	Local Union #160, IBEW	2909 Anthony Ln  St Anthony Village, MN 55418-3238	Electronic Service	No	GEN_SL_Northern States Power Company dba Xcel Energy-Elec_Xcel Miscl Electric
Michael	Krikava	mkrikava@briggs.com	Briggs And Morgan, P.A.	2200 IDS Center 80 S 8th St Minneapolis, MN 55402	Electronic Service	No	GEN_SL_Northern States Power Company dba Xcel Energy-Elec_Xcel Miscl Electric
Douglas	Larson	dlarson@dakotaelectric.com	Dakota Electric Association	4300 220th St W  Farmington, MN 55024	Electronic Service	No	GEN_SL_Northern States Power Company dba Xcel Energy-Elec_Xcel Miscl Electric
John	Lindell	agorud.ecf@ag.state.mn.us	Office of the Attorney General-RUD	1400 BRM Tower 445 Minnesota St St. Paul, MN 551012130	Electronic Service	No	GEN_SL_Northern States Power Company dba Xcel Energy-Elec_Xcel Miscl Electric
Pam	Marshall	pam@energycents.org	Energy CENTS Coalition	823 7th St E  St. Paul, MN 55106	Electronic Service	No	GEN_SL_Northern States Power Company dba Xcel Energy-Elec_Xcel Miscl Electric
Andrew	Moratzka	apmoratzka@stoel.com	Stoel Rives LLP	33 South Sixth Street Suite 4200 Minneapolis, MN 55402	Electronic Service	No	GEN_SL_Northern States Power Company dba Xcel Energy-Elec_Xcel Miscl Electric
David W.	Niles	david.niles@avantenergy.com	Minnesota Municipal Power Agency	Suite 300 200 South Sixth Street Minneapolis, MN 55402	Electronic Service	No	GEN_SL_Northern States Power Company dba Xcel Energy-Elec_Xcel Miscl Electric
Richard	Savelkoul	rsavelkoul@martinsquires.com	Martin & Squires, P.A.	332 Minnesota Street Ste W2750  St. Paul, MN 55101	Electronic Service	No	GEN_SL_Northern States Power Company dba Xcel Energy-Elec_Xcel Miscl Electric
Ken	Smith	ken.smith@districtenergy.com	District Energy St. Paul Inc.	76 W Kellogg Blvd  St. Paul, MN 55102	Electronic Service	No	GEN_SL_Northern States Power Company dba Xcel Energy-Elec_Xcel Miscl Electric

Xcel Energy Miscellaneous Electric Service List

First Name	Last Name	Email	Company Name	Address	Delivery Method	View Trade Secret	Service List Name
Ron	Spangler, Jr.	rlspangler@otpc.com	Otter Tail Power Company	215 So. Cascade St. PO Box 496 Fergus Falls, MN 565380496	Electronic Service	No	GEN_SL_Northern States Power Company dba Xcel Energy-Elec_Xcel Miscl Electric
Byron E.	Starns	byron.starns@leonard.com	Leonard Street and Deinard	150 South 5th Street Suite 2300 Minneapolis, MN 55402	Electronic Service	No	GEN_SL_Northern States Power Company dba Xcel Energy-Elec_Xcel Miscl Electric
James M.	Strommen	jstrommen@kennedy- graven.com	Kennedy & Graven, Chartered	470 U.S. Bank Plaza 200 South Sixth Street Minneapolis, MN 55402	Electronic Service	No	GEN_SL_Northern States Power Company dba Xcel Energy-Elec_Xcel Miscl Electric
Eric	Swanson	eswanson@winthrop.com	Winthrop Weinstine	225 S 6th St Ste 3500 Capella Tower Minneapolis, MN 554024629	Electronic Service	No	GEN_SL_Northern States Power Company dba Xcel Energy-Elec_Xcel Miscl Electric
SaGonna	Thompson	Regulatory.records@xcele nergy.com	Xcel Energy	414 Nicollet Mall FL 7  Minneapolis, MN 554011993	Electronic Service	No	GEN_SL_Northern States Power Company dba Xcel Energy-Elec_Xcel Miscl Electric
Lisa	Veith	lisa.veith@ci.stpaul.mn.us	City of St. Paul	400 City Hall and Courthouse 15 West Kellogg Blvd. St. Paul, MN 55102	Electronic Service	No	GEN_SL_Northern States Power Company dba Xcel Energy-Elec_Xcel Miscl Electric
Daniel P	Wolf	dan.wolf@state.mn.us	Public Utilities Commission	121 7th Place East Suite 350 St. Paul, MN 551012147	Electronic Service	No	GEN_SL_Northern States Power Company dba Xcel Energy-Elec_Xcel Miscl Electric



**Proposed Notice to Counties and Municipalities  
Under Minn. Stat. § 216B.16, subd. 1**

STATE OF MINNESOTA  
BEFORE THE  
MINNESOTA PUBLIC UTILITIES COMMISSION

Beverly Jones Heydinger	Chair
David C. Boyd	Commissioner
Nancy Lange	Commissioner
J. Dennis O'Brien	Commissioner
Betsy Wergin	Commissioner

IN THE MATTER OF THE APPLICATION  
OF NORTHERN STATES POWER  
COMPANY FOR AUTHORITY TO  
INCREASE RATES FOR ELECTRIC  
SERVICE IN THE STATE OF MINNESOTA

DOCKET NO. E002/ GR-15-826

On November 2, 2015, Northern States Power Company, doing business as Xcel Energy, filed with the Minnesota Public Utilities Commission an application to increase retail electric rates, through a three-year multi-year rate plan, in the State of Minnesota (the Application) by \$194.6 million, or about 6.4 percent effective January 1, 2016 (60) days after filing, without suspension; an incremental \$52.1 million, or about 1.7 percent effective January 1, 2017, without suspension, and an incremental \$50.4 million, or about 1.7 percent effective January 1, 2018, without suspension based on 2016 present revenues. The total increase for the three year proposal is \$297.1 million, or about 9.8 percent. The Company requests a three year multi-year rate plan (MYRP), and offers an option for a five year MYRP, implemented pursuant to Minn. Stat. §216B.16, subs. 1 and 19. In addition, we are proposing some changes to the terms and conditions of our Electric Rate Book, Volume 2F, under which we provide service to our customers.

If the Commission elects to suspend the proposed rate increase under Minn. Stat. §216B.16, subd. 2, the Company requests, pursuant to Minn. Stat. § 216B.16, subs. 3 and 19, that an interim rate increase of \$ 163.7 million, or an approximate 5.5 percent overall bill increase, be effective on January 1, 2016. The Company also requests a 2017 interim rate equal to \$ 208.6 million, or 7.0 percent, based on present revenues. The interim revenue request for 2016 will be uniformly billed as a 7.75 percent increase on the base rate portion of customers' bills (exclusive of fuel and purchased

energy costs and certain rate riders) and for 2017 will be uniformly billed as a 9.88 percent increase on the base rate portion of customers' bills (exclusive of fuel and purchased energy costs and certain rate riders). The difference in the percentage increase results primarily from the unbundling of fuel and purchased energy costs approved by the Commission in our 2005 electric rate case.

The Company requests a three year multi-year rate plan (MYRP), implemented pursuant to Minn. Stat. §216B.16, subds. 1 and 19. Our three year plan is built upon a 2016 test year and then offers stable, predictable, and affordable rates for our customers while enabling the Company to continue making critical investments in our system and affording all stakeholders the ability to work together to accomplish important policy objectives during this period of rate stability.

The Company has also brought forward a separate five year MYRP option, again implemented pursuant to Minn. Stat. § 216B.16, subds. 1 and 19. We believe this option provides a simple, straightforward path to even greater benefits for our customers and other stakeholders. The Company's revenue deficiency in 2016 reflects the costs of significant investments in our system, both in 2015 and over the next several years, as we continue to invest in carbon free energy sources and replace critical infrastructure while preparing for the future. These investments are resulting in cleaner air, a better environment and a more resilient, flexible and reliable energy system that can deliver value to our customers for decades to come, but they require sufficient revenues to support them.

In addition, we are proposing some changes, including a new low-income bill payment assistance program, to the terms and conditions of our Electric Rate Book.

Typically final rates become effective within 10 months of the date of the Application, unless the review period is extended by the Commission. Since certain extensions under Minnesota law are implicated, the review period will take longer than 10 months and the Commission will likely make a final decision regarding our request sometime in 2017. Any over-collection under interim rates will be refunded with interest to customers in a manner determined by the Commission.

Xcel Energy is requesting this rate increase to meet its current cost of providing electric service, including a reasonable return on common equity. The following table contains the average monthly impact of the approved interim and proposed rate increases on customer classes:

### Average Monthly Bills

Customer type	Average monthly kWh usage	Current monthly cost	2016 Interim monthly increase	Proposed 2017 final monthly increase	Proposed 2018 final monthly increase
Residential - Overhead line service	544	\$71.11	\$4.20	\$7.92	\$9.24
Residential - Underground line service	800	\$102.82	\$6.04	\$10.71	\$12.59
Energy-Controlled (Dual Fuel)	1,050	\$82.58	\$3.87	\$3.70	\$4.90
Small General Service	923	\$112.24	\$6.41	\$6.04	\$7.95
Small General Time-of-Day Service	1,417	\$147.06	\$7.89	\$11.45	\$13.91
General Service	17,014	\$1,677.48	\$89.86	\$103.54	\$130.74
General Time-of-Day Service	168,653	\$13,535.11	\$667.95	\$879.51	\$1,081.99
Peak-Controlled Service	66,550	\$8,200.22	\$467.83	\$524.81	\$670.09
Peak-Controlled Time-of-Day Service	582,250	\$56,211.88	\$2,961.60	\$3,768.58	\$4,681.73
Small Municipal Pumping	658	\$82.89	\$4.80	\$4.88	\$6.31
Municipal Pumping	4,826	\$557.31	\$31.53	\$32.88	\$42.40

### Monthly Customer Charges

Customer type	Current	Proposed 2017
<b>Residential</b>		
Overhead line	\$8.00	\$10.00
Overhead line - electric heating	\$10.00	\$12.00
Underground line	\$10.00	\$12.00
Underground line - electric heating	\$12.00	\$14.00
<b>Small Commercial</b>		
Small General	\$10.00	\$12.00
Small General Time-of-Day	\$12.00	\$14.00
<b>Commercial and Industrial</b>		
General	\$25.75	\$25.78
General Time-of-Day	\$29.75	\$29.78
Peak-Controlled	\$55.00	\$55.00
Peak-Controlled Time-of-Day	\$55.00	\$55.00

**Energy (per kWh) and Demand (per kW) Rates**

Customer type	Current	Proposed 2017
<b>Residential</b>		
Energy: Summer (June- Sept)	9.395 ¢	10.865 ¢
Energy: Winter (Other months)	8.040 ¢	9.285 ¢
Energy: Winter - electric heating	5.819 ¢	6.394 ¢
<b>Small General</b>		
Energy: Summer	8.787 ¢	9.655 ¢
Energy: Winter	7.432 ¢	8.076 ¢
<b>Small General Time-of-Day</b>		
Energy: On-Peak Summer	15.123 ¢	15.443 ¢
Energy: On-Peak Winter	12.280 ¢	12.118 ¢
Energy: Off-Peak Summer	3.015 ¢	4.420 ¢
Energy: Off-Peak Winter	3.015 ¢	4.420 ¢
<b>General</b>		
Energy	3.201 ¢	3.619 ¢
Demand: Summer	\$14.07	\$15.79
Demand: Winter	\$9.96	\$11.09
<b>General Time-of-Day</b>		
Energy: On-Peak	4.482 ¢	5.158 ¢
Energy: Off-Peak	2.233 ¢	2.487 ¢
Demand: Summer	\$14.07	\$15.79
Demand: Winter	\$9.96	\$11.09

**Notes:**

For 2018 rates, a 2.026% General Rate Surcharge will be applied to rate components specified in the “General Rate Adjustment Surcharge Rider” to service provided beginning January 1, 2018. We will provide additional details on 2018 rates in a future bill.

Proposed lighting rate changes vary according to the type of lighting. The final increase is 15.9 percent for full service street lighting, 8.6 percent for energy-only street lighting service, and 11.2 percent for residential and commercial protective lighting.

Public hearings will be held at various locations in Xcel Energy’s electric service area. Counties, municipalities and customers will be notified once the hearings are scheduled.

The proposed rate schedules and a comparison of present and proposed rates are available at [xcelenergy.com/rates](http://xcelenergy.com/rates) (make sure “Minnesota” is selected in top right-hand corner), select “Rates” then select “2016 Minnesota Electric Rate Case” and can also be examined during normal business hours at either our General Offices located at 414 Nicollet Mall in downtown Minneapolis or at the Minnesota Department of Commerce, Division of Energy Resources, 85 7<sup>th</sup> Place East, Suite 500, St. Paul, Minnesota 55101.

Those who wish to intervene or testify in this case should contact the Minnesota Office of Administrative Hearings, P.O. Box 64620, St. Paul, Minnesota 55164-0620, Telephone: 651-361-7900, TTY: 651-361-7878. Public notice of hearings dates and locations will be published in local newspapers in Xcel Energy's Minnesota service area.

Questions on the rate increase may be directed to Gail A. Baranko at (612) 330-6935. Comments may also be mailed to Gail A. Baranko at 414 Nicollet Mall, 7<sup>th</sup> Floor, Minneapolis, MN 55401.

### Counties Served by Xcel Energy

Anoka	Nicollet
Benton	Norman
Blue Earth	Olmsted
Brown	Pipestone
Carver	Pope
Chippewa	Ramsey
Chisago	Redwood
Clay	Renville
Dakota	Rice
Dodge	Rock
Douglas	Scott
Faribault	Sherburne
Freeborn	Sibley
Goodhue	Stearns
Hennepin	Steele
Houston	Todd
Kandiyohi	Wabasha
Lac Qui Parle	Waseca
LeSueur	Washington
Lyon	Watonwan
McLeod	Wilken
Meeker	Winona
Mower	Wright
Murray	Yellow Medicine

**Communities Served by Xcel Energy**

Aetna twshp	Brooklyn Center	Concord (U)	Empire twshp	Greenvale twshp
Afton	Brooklyn Park	Concord twshp	Essig (U)	Greenwald
Albany	Brooten	Coon Rapids	Evan	Greenwood
Albany twshp	Brownton	Corcoran	Excelsior	Grey Cloud Is. twshp
Albertville	Buffalo	Corinna twshp	Falcon Heights	Grove twshp
Alma City (U)	Buffalo Lake	Cosmos	Faribault	Hadley
Almelund (U)	Buffalo twshp	Cosmos twshp	Farmington	Hale twshp
Alton twshp	Burbank twshp	Cottage Grove	Faxon twshp	Hamburg
Altura	Burnsville	Cottonwood	Featherstone twshp	Hamel (U)
Amador twshp	Butterfield	Courtland	Felton	Hammond
Annandale	Byron	Courtland twshp	Felton twshp	Hampton
Apple Valley	Camden twshp	Credit River twshp	Florence	Hampton twshp
Arden Hills	Camp Release twshp	Crow Lake twshp	Florence twshp	Hancock
Ashland twshp	Canisteo twshp	Crystal	Flowing twshp	Hanley Falls
Atwater	Cannon City (U)	Currie	Foley	Hanover
Averill (U)	Cannon City twshp	Custer twshp	Forest Lake	Hartland
Avon	Cannon Falls	Dahlgren twshp	Forest Lake twshp	Hartland twshp
Avon twshp	Cannon Falls twshp	Dakota	Fort Snelling	Hassan twshp
Baker (U)	Carver	Danube	Franconia twshp	Hastings
Balaton	Castle Rock twshp	Dassel	Franklin	Hatfield
Bancroft twshp	Center City	Dassel twshp	Franklin twshp	Haven twshp
Bangor twshp	Centerville	Dayton	Freedom twshp	Hawk Creek twshp
Bath twshp	Champlin	Deephaven	Freeport	Hay Creek twshp
Bayport	Chandler	Deerfield twshp	Fridley	Hayfield
Baytown twshp	Chanhassen	Delano	Friendly twshp	Hayfield twshp
Beauford (U)	Chaska	Delhi	Frontenac (U)	Hazel Run
Beauford twshp	Cherry Grove twshp	Dellwood	Garden City twshp	Hector
Becker	Chester twshp	Denmark twshp	Garvin	Hector twshp
Becker twshp	Chisago City	Dennison	Gaylord	Helen twshp
Belgrade	Chisago Lake twshp	Dilworth	Gem Lake	Helena twshp
Belle Creek twshp	Circle Pines	Dodge Center	Gibbon	Henderson
Belle Plaine	Clara City	Dresbach (U)	Gillford twshp	Henderson twshp
Belle Plaine twshp	Claremont	Dresbach twshp	Gilmanton twshp	Hillsdale twshp
Bellechester	Claremont twshp	Dryden Township	Glasgow twshp	Hilltop
Belvidere twshp	Clarkfield	Dundas	Glencoe	Hokah
Belview	Clarks Grove	Eagan	Glencoe twshp	Holden twshp
Benton twshp	Clear Lake	Eagle Lake	Glenwood	Holding twshp
Bergen twshp	Clear Lake twshp	East Bethel	Glenwood twshp	Holdingford
Big Lake	Clearwater	Echo	Glyndon	Holland
Big Lake twshp	Clements	Echo twshp	Glyndon twshp	Holland twshp
Birch Cooley twshp	Cleveland	Eden Lake twshp	Golden Valley	Hollywood twshp
Birchwood	Clinton Falls (U)	Eden Prairie	Good Thunder	Holy Cross twshp
Birchwood twshp	Clinton Falls twshp	Eden twshp	Goodhue	Homer twshp
Bird Island	Coates	Eden Valley	Goodhue twshp	Hope twshp
Bird Island twshp	Cobden	Edgerton	Goodview	Hopkins
Blaine	Cokato	Edina	Gordon twshp	Howard Lake
Blakely twshp	Cokato twshp	Edwards twshp	Grafton twshp	Hugo
Blomkest	Cold Spring	Elba	Granite Falls twshp	Hyde Park twshp
Blooming Grove	Collegeville twshp	Elko New Market	Grant	Ihlen
twshp	Collins twshp	Ellington twshp	Green Isle	Independence
Bloomington	Collinwood twshp	Elmer twshp	Green Isle twshp	Inver Grover Heights
Bombay (U)	Cologne	Elmwood twshp	Green Lake twshp	Iona
Borup	Columbia Heights	Elysian	Greenfield	Iosco twshp
Bridgewater twshp	Comstock	Elysian twshp	Greenfield twshp	Irving twshp
Brighton twshp	Lydia (U)	Monticello twshp	Otsego	Jackson twshp

Northern States Power Company  
Electric Utility - State of Minnesota

Docket No. E002/GR-15-826

Brockway twshp	Lynden twshp	Montrose	Ottawa twshp	Sartell
Jamestown twshp	Lyra twshp	Moorhead	Owatonna	Sauk Rapids
Janesville	Madison Lake	Moorhead twshp	Owatonna twshp	Sauk Rapids twshp
Janesville twshp	Mahtomedi	Morgan	Paxton twshp	Savage
Jasper	Maine Prairie twshp	Morgan twshp	Paynesville	Scandia (U)
Jordan	Manchester	Morristown	Paynesville twshp	Sciota twshp
Kalmar twshp	Manchester twshp	Morristown twshp	Pemberton	Sedan
Kasota twshp	Mankato	Morton	Pepin twshp	Severence twshp
Kasson	Mankato twshp	Mound	Pine Island	Shafer
Kellogg	Mantorville	Mounds View	Pine Island twshp	Shafer twshp
Kenyon twshp	Mantorville twshp	Mount Pleasant	Pine Springs	Shakopee
Kilkenny	Maple Grove	twshp	Pipestone	Sherman twshp
Kilkenny twshp	Maple Lake	Mount Vernon twshp	Plato	Shetek twshp
Kimball	Maple Lake twshp	Munson twshp	Pleasant Hill twshp	Shieldsville twshp
Kingston	Maple Plain	Murray twshp	Plymouth	Shoreview
Kingston twshp	Mapleton	Nerstrand	Posen twshp	Shorewood
Krain twshp	Mapleton twshp	New Auburn	Prinsburg	Sibley twshp
La Crescent	Maplewood	New Brighton	Prior Lake	Silver Lake
La Crescent twshp	Marine-on-St. Croix	New Germany	Randolph	Skyline
Lafayette	Marysville twshp	New Hartford twshp	Randolph twshp	Slayton
Lake City	May twshp	New Haven twshp	Rapidan (U)	Slayton twshp
Lake Elmo	Mayer	New Hope	Raymond	Smiths Mill (U)
Lake Henry	Mayhew Lake twshp	New London	Reads Landing (U)	South Bend (U)
Lake Henry twshp	Maynard	New London twshp	Red Wing	South Bend twshp
Lake Lillian	Mazeppa	New Market twshp	Regal	South Haven
Lake Lillian twshp	Mazeppa twshp	New Munich	Renville	South St. Paul
Lake St. Croix Beach	McPherson twshp	New Prague	Rheiderland twshp	Southside twshp
Lake twshp	Medford	New Richland	Rice	Sparta twshp
Lake Wilson	Medford twshp	New Richland twshp	Rich Valley twshp	Spicer
Lakeland	Medicine Lake	New Scandia twshp	Richfield	Spring Hill
Lakeland Shores	Medina	Newport	Richmond	Spring Lake Park
Laketown twshp	Medo twshp	Nicollet	Ridgeway (U)	Spring Lake twshp
Lakeville	Meire Grove	Nicollet twshp	Ripley twshp	Spring Park
Landfall	Mendota	Nininger twshp	Riverton twshp	Spring Prairie twshp
Lanesburgh twshp	Mendota Heights	Nodine (U)	Robbinsdale	St. Anthony
Lauderdale	Meriden (U)	North Branch	Rock twshp	St. Augusta
Le Sauk twshp	Meriden twshp	North Mankato	Rock Lock twshp	St. Bonifacius
Lemond twshp	Middleville twshp	North Oaks	Rockford	St. Clair
Lent twshp	Milford twshp	North St. Paul	Rockford twshp	St. Cloud
LeRay twshp	Millville	Northfield	Rockville	St. Joseph
Lester Prairie	Milton twshp	Northfield twshp	Rockville twshp	St. Joseph twshp
Leven twshp	Minden twshp	Norton twshp	Rogers	St. Louis Park
Lexington	Minneapolis	Norwood Young	Rollingstone	St. Martin
Lilydale	Minneiska	America	Rollingstone twshp	St. Mary twshp
Lime twshp	Minneiska twshp	Oak Center (U)	Roscoe	St. Mary's Point
Lincoln twshp	Minneola twshp	Oak Park Heights	Roscoe twshp	St. Michael
Lindstrom	Minnesota City	Oak twshp	Roseland (U)	St. Paul
Lino Lakes	Minnesota Falls twshp	Oakdale	Roseland twshp	St. Paul Park
Linwood twshp	Minnesota Lake	Oakport twshp	Rosemount	Stacy
Little Canada	Minnnetonka	Oakwood twshp	Roseville	Stanton (U)
Long Beach	Minnnetonka Beach	Orono	Rosewood twshp	Stanton twshp
Long Lake	Minnetrista	Osakis	Ruthton	Starbuck
Lonsdale	Minnewaska twshp	Osseo	Sabin	Stewart
Loretto	Moltke twshp	Otisco (U)	Sacred Heart	Stillwater
Lowry	Monroe twshp	Otisco twshp	Sacred Heart twshp	Stillwater twshp
Lura twshp	Montevideo		Salem twshp	Stockholm twshp
Luxemburg twshp	Monticello		San Francisco twshp	



Northern States Power Company  
Electric Utility - State of Minnesota

Docket No. E002/GR-15-826

Stoneham twshp	Wells twshp
Stony Run twshp	West Concord
Sumter twshp	West Lakeland twshp
Sunfish Lake	West St. Paul
Sunrise (U)	West Union
Sunrise twshp	Westport
Swedes Forest twshp	Westport twshp
Taylor Falls	Wheatland twshp
Tonka Bay	Wheeling twshp
Tracy	White Bear Lake
Trosky	White Bear Lake twsh
Tunberg twshp	White Bear twshp
Tyrone twshp	Willemie
Union Grove twshp	Wilson twshp
Vadnais Heights	Wilton twshp
Vermillion	Winona
Vermillion twshp	Winona twshp
Veseli (U)	Winsted
Victor twshp	Winsted twshp
Victoria	Witoka (U)
Villard	Wolverton
Wabasha	Wood Lake
Waconia	Wood Lake twshp
Waconia twshp	Woodbury
Wacouta twshp	Woodland
Waite Park	Woodland twshp
Wakefield twshp	Woodstock
Walcott twshp	Woodville twshp
Waldorf	Wyoming
Waltham	Wyoming twshp
Waltham twshp	Young America twshp
Wanamingo	Zion twshp
Wanamingo twshp	Zumbro Falls
Warsaw (U)	Zumbrota
Warsaw twshp	Zumbrota twshp
Waseca	
Washington Lk twshp	
Wasioja (U)	
Wasioja twshp	
Watab twshp	
Waterford twshp	
Watertown	
Watertown twshp	
Waterville	
Waterville twshp	
Watkins	
Watopa twshp	
Watson	
Waverly	
Wayzata	
Weaver (U)	
Webster (U)	
Webster twshp	
Wegdahl (U)	

Sand Creek twshp

**Notice and Petition for  
Interim Rates**

STATE OF MINNESOTA  
BEFORE THE  
MINNESOTA PUBLIC UTILITIES COMMISSION

Beverly Jones Heydinger	Chair
Nancy Lange	Commissioner
Dan Lipschultz	Commissioner
John Tuma	Commissioner
Betsy Wergin	Commissioner

IN THE MATTER OF THE APPLICATION OF  
NORTHERN STATES POWER COMPANY  
FOR AUTHORITY TO INCREASE RATES FOR  
ELECTRIC SERVICE IN THE STATE OF  
MINNESOTA

DOCKET NO. E002/GR-15-826

**NOTICE AND PETITION  
FOR INTERIM RATES**

**INTRODUCTION**

Northern States Power Company, a Minnesota corporation, doing business as Xcel Energy (“Xcel Energy” or the “Company”), submits to the Minnesota Public Utilities Commission (“Commission”) this Petition for Interim Rates (“Petition”) pursuant to Minn. Stat. § 216B.16 subds. 3 and 19, the Commission’s Statement of Policy on Interim Rates (“Statement of Policy”) dated April 14, 1982, and relevant Commission rules, and orders. With this Petition, we request the Commission set interim rates for 2016 and 2017 consistent with Minnesota Statute § 216B.16, subds. 3 and 19.

We are filing a three-year multi-year rate plan through which we are requesting to recover all of our capital and operating and maintenance expenses for 2016, 2017 and 2018. Our 2016 deficiency is largely driven by carry forward items from our last case and capital related costs. Specifically, over sixty percent of our 2016 revenue deficiency is related to rate moderation tools and carbon-free generation that were part of the last case, and property taxes and new capital investments related to 2015.

With this in mind, we request Commission approval of our proposed interim rate increase of 5.5 percent, beginning January 1, 2016.<sup>1</sup> Our 2016 interim rate proposal is

---

<sup>1</sup> All 2016 rate calculations provided in this Petition are based off of the Company’s compliance rates in Docket No. GR-13-868.

based on the test year revenue deficiency, with specific interim rate adjustments, that result in an interim revenue deficiency of approximately \$163.7 million.

Additionally, due to the expected length of a multi-year rate proceeding, it is likely that final rates will be implemented in 2017. Therefore, consistent with Minn. Stat. §216B.19 (the “MYRP Statute), we also request an incremental interim rate increase of 1.5 percent, or \$44.9 million, beginning January 1, 2017. Our request acknowledges the fact our second year interim rate request presents a matter of first impression for the Commission under the amended MYRP Statute. We did so by excluding our 2017 O&M expenses from the second year request.

The remainder of this Petition is organized as follows:

- Overview - provides a high-level background on our multi-year rate plan.
- Interim Rate Request - explains further several of the key adjustments proposed in calculating our interim rates.
- Required Information - provides the information required by the Commission’s policy statements regarding interim rates.

## **I. OVERVIEW**

In this case, we propose a three year multi-year rate plan (“MYRP Plan”) consisting of a traditional 2016 test year and 2017 and 2018 plan years reflecting our capital forecast and escalated O&M, consistent with the amended MYRP Statute. Our request results in final rates of \$194.6 million, or 6.4 percent, in 2016, an incremental \$52.1 million, or 1.7 percent, in 2017 and an incremental \$50.4 million, or 1.7 percent, in 2018, based on 2016 present revenues. All revenue deficiencies are based on a 10.0 percent return on equity. We structured our MYRP Plan to be consistent with the Commission’s MYRP Order,<sup>2</sup> as appropriate, and the amended MYRP Statute.

Our MYRP Plan will provide benefits to our customers and other stakeholders. We are proposing a rate increase to support projects for our distribution and transmission systems to promote continued reliability and to continue to deliver carbon-free generation from our nuclear plants and renewable resources. Our MYRP Plan will also provide customers with price predictability and will better spread out the cost of significant investments that have been made over the past several years. We have considered the impact of our rate request on our customers most in need by

---

<sup>2</sup> See Docket No. E,G999/M-12-587, Order Establishing Terms, Conditions, and Procedures for Multiyear Rate Plans, June 17, 2013.

proposing a new bill payment assistance program for lower income seniors and those with certified medical conditions.

Our MYRP Plan is driven by several factors. The largest driver relates to carry forward items from our last electric rate case. Over sixty percent of the 2016 deficiency relates to rate moderation tools, new capital investment in 2015, and capital investments approved in our last electric rate case. Our MYRP Plan is also driven by changes to capital related costs, such as property taxes, and increasing expenses for operating and maintaining our business.

With our MYRP Plan, we are proposing to recover the costs of the CapX2020 Brookings Project and Fargo Project in base rates when final rates are implemented. During the interim rate period, these projects will remain in the Transmission Cost Recovery rider where they have been recovered since construction of these projects began. We believe this a reasonable approach since (1) we employed a similar approach when we had to transfer significant capital investments from the Metro Emissions Reduction Project rider, the Renewable Energy Standard rider, and State Energy Policy rider to base rates, (2) continued rider recovery will result in a better matching of costs to recovery while ensuring against overlapping recovery of project costs, and (3) our interim rate request will be lower. Our MYRP Plan also assumes certain other capital investments either eligible for rider recovery (*i.e.*, Courtenay) or already in a rider will continue to be recovered through them.

In addition to our MYRP Plan, the Company is offering a five-year alternative for parties to consider. This is a separate stand-alone proposal which we believe presents greater benefits to our customers. Our five-year offer provides greater rate certainty and stability and allows us to pursue the goals and objectives desired by policy makers and our customers due to the longer term of the plan, as provided for by the amended MYRP Statute.

## **II. INTERIM RATE REQUEST**

As directed by the MYRP Statute, our interim rate request follows the traditional means of establishing interim rates.<sup>3</sup> However, since this is the first MYRP Plan

---

<sup>3</sup> The amended MYRP Statute provides that “a utility that has filed a petition with the Commission to approve a multiyear rate plan may request to be allowed to implement interim rates for the first and second years of the multiyear plan.” Minn. Stat. §216B.16, subd. 19. Interim rates for multi-year rate plans must be implemented consistent with Minn. Stat. §216B.16, subd. 3 (Interim Rate Statute). The Interim Rate Statute provides that interim rates shall be calculated in a specific manner.

submitted under the amended MYRP Statute, we are proposing an additional adjustment for our 2017 request. We include a complete list and discussion of the adjustments made to the 2016 test year and 2017 plan year to develop the interim rates for these years in the “Supporting Schedules and Workpapers” tab, Schedule B, part 2. We also note that our rate request assumes the continued rider recovery treatment of certain other capital projects, including the Courtenay Wind Project currently proposed for recovery through our Renewable Energy Standard Rider. Therefore, we have not included these costs in our interim rate request and no adjustment is necessary for them.

We respectfully request that the Commission grant our interim rate request for both 2016 and 2017. Our request is consistent with the MYRP Statute and is built upon the lessons learned from our last case. In light of that, the Company proposes that any refunds that may be due to customers upon completion of this rate case be calculated consistent with the Commission’s order in our last rate case, where 2016 interim rates would be compared against 2016 final rates and 2017 interim rates would be compared against 2017 final rates for the purposes of determining if refunds are due and, if so, in what amount.

## **A. 2016 Interim Rate Adjustments**

### **1. Minnesota Remaining Life Study Removal**

In our general rate petition the Company has included the impact of its filed position in its 2015 Review of Remaining Lives Petition (Docket No. E,G002/D-15-46) filed on May 18, 2015. The Commission decided this matter at its October 22, 2015 hearing. A final order has not yet been issued and the Company did not have sufficient time to reflect this decision in its Application. However, the Company has adjusted the interim rate revenue requirement to incorporate the approved study levels for the rate base components.

### **2. Prairie Island Indian Community (“Community”) Settlement**

On October 15, 2015, the Company filed for approval of an amended settlement agreement with the Community, related to Minn. Stat. §216B.1645, subd. 4. The Company has reflected the additional expenses associated with this settlement in its final revenue requirements. The interim rate adjustment removes those additional expenses as this matter awaits Commission approval.

### **3. Transmission Cost Recovery (“TCR”) Rider Roll In**

As described earlier, we propose to move the CapX2020 Brookings and CapX2020 Fargo projects from TCR Rider recovery to base rate recovery coincident with implementation of final rates in this rate case. This requires that these projects be adjusted out of interim rates and continue to be recovered through the TCR Rider while interim rates are in effect. This approach is consistent with the Interim Rate Statute’s requirements regarding calculation of rate base for interim rate purposes. Further, this approach has no net impact to our customer’s bills.

We have structured our rate request in this way to reduce the interim rate increase and mitigate any potential for overlapping recovery. This approach is consistent with the method used in Docket No. E002/GR-10-971, where we moved the Metropolitan Emission Reduction Project (MERP) costs recovered through the Environmental Improvement Rider (EIR) and the Nobles Wind, Grand Meadow Wind and Wind2Battery projects recovered through the RES Rider into base rates when final rates were implemented in that case. Company Witness Ms. Anne Heuer discusses the impact of our request in significant depth in her Direct Testimony.

Continuing recovery of these costs in the TCR Rider until implementation of final rates allows costs to be updated annually to account for the passage of time and other factors. Therefore, by adjusting interim rates and allowing the CapX2020 Fargo and Brookings Projects to remain in the TCR, there is no need to make these additional adjustments as part of calculating interim rates. Any changes that occur while interim rates are in effect will be captured when these projects are rolled into base rates from the TCR upon implementation of final rates in this case.

However, because we are proposing to continue recovery of these projects through the TCR Rider during the interim period, and move these projects into base rates at the end of this case, the 2016 test year includes the project costs in the test year cost of service as well as the project revenues (from the TCR Rider) in present revenue. Thus, an interim rate adjustment is necessary to ensure no overlapping recovery of these costs during the interim rate period.

### **4. Monticello Dry Cask**

The Monticello Dry Cask Storage project was originally scheduled to go in service during the 2016 test year. The project in-service timing has subsequently become uncertain as explained by Company witness Mr. Timothy J. O’Connor. Therefore, the interim rate revenue requirement is being adjusted to shift the costs originally projected to go in service in 2016 back into construction work in process for 2016.

## **5. Return on Equity (“ROE”)**

The Interim Rate Statute provides that a utility must calculate its interim rates based on “a rate of return on common equity for the utility equal to that authorized by the Commission in the utility’s most recent rate proceeding.”<sup>4</sup> The Company is seeking a 10.0 percent return on equity as part of final rates. As part of our last electric rate case, the Commission authorized a 9.72 percent ROE. Thus, our interim rates for both 2016 and 2017 are calculated using a 9.72 percent ROE.

## **6. Change in Accumulated Deferred Income Tax (“ADIT”) Pro-Rate**

The Company has determined ADIT balances are required to be pro-rated, in accordance with IRS Section 1.167(l)-(1)(h)(6), for forward looking test years. As such, an adjustment was included in the general rate petition. This interim rate base adjustment records the change in the ADIT pro-rate between the level calculated in determining the final revenue requirement and the interim cost of service.

## **7. Change in the Net Operating Loss Calculation.**

The Company has included the impacts on the change in the Net Operating Loss (NOL) carried forward from prior years in determining the final revenue requirement. Because the Company has more tax deductions than it can utilize in 2016, the unused tax deductions need to be carried forward to a future period. The Company has determined the value of the NOL and made appropriate pro forma adjustments to both current and deferred tax items. This interim rate base adjustment records the change in the NOL between the level calculated in determining the final revenue requirement and the interim cost of service.

## **8. Cash Working Capital**

The amount of the Cash Working Capital requirement increased for interim rates compared to the amount of Cash Working Capital included in the calculation of the final revenue requirement. The Cash Working Capital amount is determined by applying the various components of the lead/lag study to the test year revenue and expense amounts. Interim adjustments made to the income statement components produced a reduction in expense dollar leads (reducing the overall time period between incurring the expense and payment), thus increasing the overall Cash Working Capital requirement. This interim rate base adjustment records the change in

---

<sup>4</sup> Minn. Stat. § 216B.16, subd. 3(b)(1).



Cash Working Capital between the level calculated in determining the final revenue requirement and the interim cost of service.

**B. 2017 Interim Rate Adjustments**

The Company has made the same Interim Rate Adjustments for 2017 as it made for 2016, as discussed in Schedule B.

**C. 2017 O & M and Revenue Adjustment**

In addition to these Standard and Secondary Rate Adjustments, the Company has adjusted the 2017 interim revenue requirement so that the 2017 interim rate request reflects only capital and capital related O & M expenses.

**III. REQUIRED INFORMATION**

We provide the following information pursuant to the Commission Statement of Policy on Interim Rates and relevant Commission Rules.

**1. Name, address, and telephone number of utility and attorneys  
(Policy Statement, Item 1, page 2)**

Northern States Power Company  
414 Nicollet Mall  
Minneapolis, MN 55401  
(612) 330-5500

Amanda Rome  
Xcel Energy Services Inc.  
414 Nicollet Mall  
Minneapolis, MN 55401  
(612) 215-4663

Eric Swanson  
Winthrop & Weinstine, P.A.  
Suite 3500  
225 South Sixth Street  
Minneapolis, MN 55042  
(612) 604-6511

**2. Date of filing and date proposed interim rates are requested to become effective  
(Policy Statement, Item 2, page 2)**

The Petition is filed November 2, 2015. The Petition is submitted as part of the Company's Application for a general electric rate increase (the "Application"), which is also being filed on November 2, 2015. The Application is filed in accordance with the requirements of Minn. Stat. § 216B.16, subd. 3 and 19.

Pursuant to the Interim Rate Statute,<sup>5</sup> Xcel Energy requests that, if the Commission suspends the operation of the general rate schedules that accompany the Application pursuant to Minn. Stat. § 216B.16, subd. 2, 2016 interim rates be made effective on January 1, 2016, with 2017 interim rates effective January 1, 2017. Interim rates would be subject to refund, pending final Commission determination on the general electric rate increases for each year.

**3. Description and need for interim rates  
(Policy Statement, Item 3, page 2)**

The interim rate increases will apply to all of Xcel Energy's retail electric customers in the State of Minnesota. Interim rates are necessary for 2016 and 2017 because, over these two years, the Company projects an increase cost of service, as set forth in the Company's general rate Application. The Company therefore requests interim rate relief so that it may receive some of the increase in its cost of service in these years.

Our interim revenues are determined using the 2016 test year and 2017 plan year revenue requirements. We calculated our proposed interim rates consistent with Commission requirements and precedent.

As discussed in Section II, we propose the following adjustments to the 2016 interim revenue requirement:

- MN Remaining Life Study Removal
- WI Remaining Life Study Removal
- Prairie Island Indian Community (PIIC) Settlement
- Transmission Cost Recovery (TCR) Rider Roll In

---

<sup>5</sup> Minn. Stat. § 216B.16, subd. 3.

- Monticello Dry Cask
- ROE

We propose the same adjustments to the 2017 interim revenue requirement, as well as an adjustment to remove the impact of any non-capital O & M expenses.

For a full listing, quantification and discussion of the adjustments made to the 2016 test year and 2017 plan year, to develop the interim revenue requirements, see the “Interim Rate Supporting Schedules and Workpapers”, tab Schedule B, part 2.

Overall, our final rates, with our specific interim adjustments, result in interim revenue deficiencies of \$163.7 million and an incremental \$44.9 million in 2016 and 2017, respectively.

**4. Description and corresponding dollar amount of changes included in interim rates as compared with most current approved general rate case and with the most recent year for which audited data is available (Policy Statement, Item 4, page 2)**

A comparison of the changes included in our requested interim rates for the multi-year rate plan along with a general description of the reasons for the changes, as compared with Xcel Energy’s most recently approved electric rate case (Docket No. E002/GR-13-868), is included with the Petition as Schedule C, under the “Interim Rate Supporting Schedules and Workpapers” tab. A comparison of the changes included in the interim rates along with a general description of the reasons for the changes, as compared with 2014, the most recent year for which audited data is available, is included with the Petition as Schedule C.

**5. Effect of the interim rates expressed in gross revenue dollars and as a percentage of test year gross revenues (Policy Statement, Item 5, page 2)**

The test year for Xcel Energy’s general electric rate increase filing is the calendar year ending December 31, 2016. The 2017 plan year for Xcel Energy’s general electric rate increase filing is the calendar year ending December 31, 2017. Our interim rates revenue requests are determined using the 2016 test year and 2017 plan year revenue requirements.

Xcel Energy requests a 2016 interim rate adjustment that will increase Xcel Energy’s base rate revenues by \$163.7 million or about 5.5 percent above the test year gross revenues and an incremental 2017 interim rate adjustment that will increase Xcel

Energy's base rate revenues by an additional \$44.9 million or about 1.5 percent above the test year gross revenues (both 2016 and 2017 numbers calculated pursuant to this Commission Policy Statement). To collect these deficiencies, an interim rate adjustment will be uniformly billed as a 7.75 percent increase on the base rate portion of customers' bills (exclusive of fuel costs and certain rate riders) for 2016 and a 9.88percent increase on the base rate portion of customers' bills (exclusive of fuel costs and certain rate riders) for 2017. As has been the case with our prior rate cases, the difference in percent results from the unbundling of fuel costs approved in our 2005 rate case (Docket No. E002/GR-05-1428). Schedule 1 under the "Interim Tariff Sheets" tab shows the derivation of the proposed 7.75 and 9.88 percent interim rate adjustments.

Specifically, the principal difference between the overall interim deficiency of 5.5 and 7.0 percent and the interim rate adjustments of 7.75 and 9.88 percent is primarily due to the exclusion of fuel costs which, as a result of our 2005 rate case have been unbundled from base rates and are shown separately as a line item on customers' bills, as well as certain riders and charges to which the interim rate adjustment does not apply. As we did in our most recent General Rate Case (Docket No. E002/GR-13-868), the proposed Interim Tariffs list the specific rate elements to which the interim rate increases apply. The Interim Rate Surcharge Rider, Section No. 5, 11th Revised Sheet No. 94, lists those changes to which the interim rate increase for 2016 applies and lists those rate riders to which the interim rate increase does not apply.

Because the interim rate adjustments will not apply to certain rate riders and charges, higher interim rate percent increases are required to collect the interim revenue deficiency.

Xcel Energy proposes that a uniform percentage equal to the proposed interim rate increases needed to recover the interim revenue deficiencies be applied to all the base rate elements listed in the Interim Rate Surcharge Rider.

## **6. Certification by Chief Executive Officer (Policy Statement, Item 6, page 2)**

This Petition contains a certificate signed by Christopher B. Clark, President, Northern States Power Company, a Minnesota corporation, affirming that this interim rate Petition complies with Minnesota Statutes. This certificate follows this Petition for Interim Rates in the Application and Interim Volume.

**7. Methods and procedures for refunding  
(Minn. Stat. § 216B.16, subd. 3)**

Pursuant to Minn. Stat. § 216B.16, subd. 3, Xcel Energy's Agreement and Undertaking to make appropriate refunds if required is contained in the Application and Interim Volume. The Company acknowledges it is proposing a MYRP which will cover a three year period. This may cause complexities in matching rates to the right time period. We do not believe timing will be an issue, given the experience gained with refunding interim rates as part of our most recent electric rate case which also presented a multi-year rate request. For that reason, we are proposing to use the refund methods we used in that prior electric rate case. If we seek to modify our interim rates, we will revise our refund proposal, as appropriate, at that time.

**8. Signature and title of the utility officer authorizing the  
proposed interim rates  
(Policy Statement, Item 7, page 2)**

The Petition is signed on behalf of Xcel Energy by Christopher B. Clark, President of the Company.

**9. Supporting schedules and workpapers  
(Policy Statement, Items 1 4, page 3)**

The requested schedules and workpapers described in the Commission's Policy Statement are included with this Petition under the tab marked "Interim Rate Supporting Schedules and Workpapers" of the Application and Interim Volume. These schedules include the rate base amounts; income statement amounts; revenue deficiencies; capital structures and rates of return required for interim rates as compared to the same information for Xcel Energy's general rate increase Application; and a comparison to both the allowed amounts in Docket No. E002/GR-13-868 and the most recent actual year 2014. The Company notes that, pursuant to Commission Orders related to the Company's decoupling program, the Company will also begin its decoupling deferral on January 1, 2016. Therefore, the Company also includes as a Schedule RDM Deferral in Volume 1, detail demonstrating the calculation of that deferral during the interim rate period.

**10. Interim rate schedules, Revenue rate comparisons  
(Minn. R. 7825.3600)**

The rate schedules containing proposed interim rates are included along with the Petition under the tab marked "Interim Tariff Sheets." Consistent with Minn. Stat. § 216B.16, subd. 3, no change has been made in the existing rate design. A uniform

percentage equal to the proposed interim rate increase needed to recover the interim revenue deficiency from base rates, exclusive of fuel costs and certain riders, has been applied to all margin categories except those discussed in Section III. 5. of this Petition (above). Also included behind the proposed Interim Tariff Sheets tab is Schedule 2, which provides the interim revenue impacts.

**11. Customer notice  
(Minn. R. 7829.2400, subp. 3; Minn. Stat. § 216B.16, subd. 1)**

Pursuant to Minn. R. 7829.2400, subp. 3, and Minn. Stat. § 216B.16, subd. 3, Xcel Energy proposes to send a notice to its retail electric customers and to the counties and municipalities it serves in Minnesota. In addition, Xcel Energy will publish a display advertisement in the newspapers of general circulation in all county seats in its Minnesota electric service territory. Pursuant to Minn. Stat. § 216B.16, subd. 1, the proposed notice to customers, counties and municipalities, along with a mailing list of affected governing bodies, are included in this filing and can be found after the Notice of Change in Rates in the Application and Interim Volume. The display advertisement will replicate the notice to the counties and municipalities, and will describe the rate schedules applicable to various customer classes.

**12. Interim Bills**

The Commission's Policy Statement on Interim Rates suggests that changes in interim rates be shown on customer bills as a separate line item "if practical." The interim rate amount will be shown as a separate line item stated as "Interim Rate Adjustment," and will reflect the total amount of the interim charge applied to the bill.

**CONCLUSION**

Xcel Energy respectfully requests, if the Commission suspends the operation of the general rate schedules that accompany the Application pursuant to Minn. Stat. § 216B.16, subd. 2, and located in Volume 2F of the Application, that the proposed interim rates for the 2016 test year be made effective on January 1, 2016 and for the 2017 plan year be made effective on January 1, 2017, with both subject to refund, pending final Commission action on the Company’s general electric rate increase Application.

Dated: November 2, 2015

Respectfully submitted,

\_\_\_\_\_  
Christopher B. Clark  
President  
Northern States Power Company, a Minnesota corporation

Subscribed and sworn to before  
me this \_\_\_\_\_ day of \_\_\_\_\_, 2015

\_\_\_\_\_  
Notary Public

**CONCLUSION**

Xcel Energy respectfully requests, if the Commission suspends the operation of the general rate schedules that accompany the Application pursuant to Minn. Stat. § 216B.16, subd. 2, and located in Volume 2F of the Application, that the proposed interim rates be made effective on January 1, 2016, subject to refund, pending final Commission action on the Company's general electric rate increase Application.


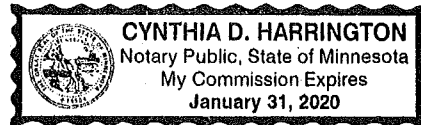
Dated: November 2, 2015

Respectfully submitted by:



CHRISTOPHER B. CLARK  
PRESIDENT, NORTHERN STATES POWER COMPANY MINNESOTA

Subscribed and sworn to before  
me this 2nd day of November, 2015

  
Notary Public



*(cover)*

## **Xcel Energy Minnesota Electric Prices**

### **Interim Change in Electric Rates Starting January 1, 2016**

Until Final Decision is Made

(Inside Text)

#### **Xcel Energy's rate increase request**

Xcel Energy has asked the Minnesota Public Utilities Commission (MPUC) for a three year increase in electricity rates. For 2016, the requested increase is for \$194.6 million, or about 6.4 percent. For 2017, the requested incremental increase is for \$52.1 million, or about 1.7 percent. For 2018, the requested incremental increase is for \$50.4 million, or about 1.7 percent. The total increase for the three year proposal is \$297.1 million, or about 9.8 percent.

While the MPUC reviews Xcel Energy's request, state law allows Xcel Energy to collect higher rates on an interim (temporary) basis. The interim rate increase for 2016 is \$163.7 million or about 5.5 percent over total current rates. This appears on your bill as an interim rate adjustment and is calculated from a change to the "Basic Service Charge," "Energy Charge," and, if applicable, the "Demand Charge." The interim rate adjustment is billed as a 7.75 percent increase, or about \$5.06 per month, for a typical residential customer using 675 kWh.

The MPUC will likely make its decision on our overall rate request in 2017. Because the Company is requesting a multi-year rate plan, the Company also requested an increase to the interim rate level to occur on January 1, 2017. The incremental interim rate increase request for 2017 is \$44.9 million or about 1.5 percent over total current rates. Prior to this increase, Xcel Energy will communicate the details in a separate notice to our customers. At the conclusion of this case, if final rates are lower than our request, we will refund the difference.

#### **Why is Xcel Energy asking for an increase?**

Our last request for a rate increase was in 2013. Multiple factors drive our overall request, including a desire to enter into a multi-year rate compact with our customers and the Commission that can provide predictability, rate stability and other benefits and do so for a longer term than achievable under a single test year approach. We continue to invest in our system to maintain the health of our assets and to preserve our ability to provide safe, reliable and clean energy to our customers. We have future additions in the coming years, such as the new Black Dog Unit 6.

**How will the rate change affect monthly bills?**

The proposed rate increase will affect individual monthly bills differently depending on electricity use and customer type. The proposed rate increase primarily affects two line items on your bill; the “Basic Service Charge,” “Energy Charge,” and, if applicable, the “Demand Charge.” These charges recover the cost of providing electric service to our customers, representing approximately 70 percent of your total bill. This rate increase does not affect the Fuel Cost Charge.

**Proposed Changes for Monthly Electricity Base Rates**

This chart shows the current and proposed electricity base rates for each customer type.

**Average Monthly Bills**

Customer type	Average monthly kWh usage	Current monthly cost	2016 Interim monthly increase	Proposed 2017 final monthly increase	Proposed 2018 final monthly increase
Residential - Overhead line service	544	\$71.11	\$4.20	\$7.92	\$9.24
Residential - Underground line service	800	\$102.82	\$6.04	\$10.71	\$12.59
Energy-Controlled (Dual Fuel)	1,050	\$82.58	\$3.87	\$3.70	\$4.90
Small General Service	923	\$112.24	\$6.41	\$6.04	\$7.95
Small General Time-of-Day Service	1,417	\$147.06	\$7.89	\$11.45	\$13.91
General Service	17,014	\$1,677.48	\$89.86	\$103.54	\$130.74
General Time-of-Day Service	168,653	\$13,535.11	\$667.95	\$879.51	\$1,081.99
Peak-Controlled Service	66,550	\$8,200.22	\$467.83	\$524.81	\$670.09
Peak-Controlled Time-of-Day Service	582,250	\$56,211.88	\$2,961.60	\$3,768.58	\$4,681.73
Small Municipal Pumping	658	\$82.89	\$4.80	\$4.88	\$6.31
Municipal Pumping	4,826	\$557.31	\$31.53	\$32.88	\$42.40

**Monthly Customer Charges**

Customer type	Current	Proposed 2017
<b>Residential</b>		
Overhead line	\$8.00	\$10.00
Overhead line - electric heating	\$10.00	\$12.00
Underground line	\$10.00	\$12.00
Underground line - electric heating	\$12.00	\$14.00
<b>Small Commercial</b>		
Small General	\$10.00	\$12.00
Small General Time-of-Day	\$12.00	\$14.00
<b>Commercial and Industrial</b>		
General	\$25.75	\$25.78
General Time-of-Day	\$29.75	\$29.78
Peak-Controlled	\$55.00	\$55.00
Peak-Controlled Time-of-Day	\$55.00	\$55.00

**Energy (per kWh) and Demand (per kW) Rates**

Customer type	Current	Proposed 2017
<b>Residential</b>		
Energy: Summer (June- Sept)	9.395 ¢	10.865 ¢
Energy: Winter (Other months)	8.040 ¢	9.285 ¢
Energy: Winter - electric heating	5.819 ¢	6.394 ¢
<b>Small General</b>		
Energy: Summer	8.787 ¢	9.655 ¢
Energy: Winter	7.432 ¢	8.076 ¢
<b>Small General Time-of-Day</b>		
Energy: On-Peak Summer	15.123 ¢	15.443 ¢
Energy: On-Peak Winter	12.280 ¢	12.118 ¢
Energy: Off-Peak Summer	3.015 ¢	4.420 ¢
Energy: Off-Peak Winter	3.015 ¢	4.420 ¢
<b>General</b>		
Energy	3.201 ¢	3.619 ¢
Demand: Summer	\$14.07	\$15.79
Demand: Winter	\$9.96	\$11.09
<b>General Time-of-Day</b>		
Energy: On-Peak	4.482 ¢	5.158 ¢
Energy: Off-Peak	2.233 ¢	2.487 ¢
Demand: Summer	\$14.07	\$15.79
Demand: Winter	\$9.96	\$11.09

**Notes:**

For 2018 rates, a 2.026% General Rate Surcharge will be applied to rate components specified in the “General Rate Adjustment Surcharge Rider” to service provided beginning January 1, 2018. We will provide additional details on 2018 rates in a future bill.

Proposed lighting rate changes vary according to the type of lighting. The final increase is 15.9 percent for full service street lighting, 8.6 percent for energy-only street lighting service, and 11.2 percent for residential and commercial protective lighting.

**What Is Xcel Energy doing to control costs?**

We understand this proposed electric rate increase has the potential to financially impact you. In this case, we have proposed a new low-income bill payment assistance program. In addition to offering this and various other programs to help you manage and reduce your bill, we are doing the following to control costs:

- Provide energy conservation options which help us delay generation investments and allow our customers to manage their energy use and save money on their individual bills.
- Review and monitor our business operations and practices to minimize operating and maintenance cost increases.
- Operate our power plants efficiently and at peak performance.
- Use a variety of fuel sources to manage costs and protect the environment.
- Invest in new resource opportunities when favorable market conditions are present.

**What Is the Process for Reviewing Xcel Energy's Request?**

The MPUC, the Minnesota Department of Commerce (DOC), the Office of the Attorney General-Anti-trust and Utilities Division (OAG), public interest groups, and customers will investigate our proposal. An Administrative Law Judge (ALJ) from the Office of Administrative Hearing will review our request, conduct public and technical hearings, gather input and review documents related to our request. Based on this review, the ALJ will provide a report and make recommendations to the MPUC. The MPUC will consider the ALJ's report and recommendations along with their own extensive review of our request and make a final decision.

You and other customers will be able to comment on our rate request at the public hearings or by submitting written comments. We encourage you to attend and provide comments. Notice of the public hearing dates and locations will be published in local newspapers, included in monthly bills, and at:

[xcelenergy.com/rates](http://xcelenergy.com/rates) (make sure "Minnesota" is selected in top right-hand corner), select "Rates" then select "2016 Minnesota Electric Rate Case"

**For more information**

Xcel Energy's current and proposed rate schedules are available at:

Xcel Energy

Web: [xcelenergy.com/rates](http://xcelenergy.com/rates) (see above)

Phone: 800-895-4999

414 Nicollet Mall

Minneapolis, MN 55401

Minnesota Department of Commerce

Web: <https://www.edockets.state.mn.us/EFiling/search.jsp>

Select 15 in the year field, enter 826 in the number field, click on Search, and the list of documents will appear on the next page.

Phone: 651-539-1534 or 800-657-3710

85 Seventh Place East, Suite 500

St. Paul, MN 55101

**Submit Comments**

Minnesota Public Utilities Commission

E-mail: [PublicComments.puc@state.mn.us](mailto:PublicComments.puc@state.mn.us)

Telephone: 651-296-0406 or 1-800-657-3782

Citizens with hearing or speech disabilities may call through their preferred Telecommunications Relay Service.

121 Seventh Place East, Suite 350

St. Paul, MN 55101

Written comments are most effective when the following items are included:

1. The Docket Number (E002/GR-15-826) in the subject line or heading
2. Your name and connection to the docket

3. The specific issues that concern you
4. Any knowledge you have about the issues
5. Your specific recommendation
6. The reason for your recommendation

**Important**

Comments will be made available to the public on the MPUC's website, except in limited circumstances consistent with the Minnesota Government Data Practices Act. The MPUC does not edit or delete personal identifying information from submissions.

xcelenergy.com

© 2015 Xcel Energy Inc.

Northern States Power Company, a Minnesota corporation

Printed with soy-based ink.



STATE OF MINNESOTA  
BEFORE THE  
MINNESOTA PUBLIC UTILITIES COMMISSION

Beverly Jones Heydinger	Chair
Nancy Lange	Commissioner
Dan Lipschultz	Commissioner
John Tuma	Commissioner
Betsy Wergin	Commissioner

IN THE MATTER OF THE APPLICATION OF  
NORTHERN STATES POWER COMPANY FOR  
AUTHORITY TO INCREASE RATES FOR  
ELECTRIC SERVICE IN MINNESOTA

DOCKET No. E002/GR-15-826

**AGREEMENT AND UNDERTAKING**

Northern States Power Company, doing business as Xcel Energy, in conjunction with the Notice and Petition for Interim Rates filed with the Minnesota Public Utilities Commission makes the following unqualified agreement concerning refunding any portion of the requested increase in rates determined by the Commission to be unreasonable.

Pursuant to Minn. R. 7825.3300, Xcel Energy hereby agrees and undertakes to refund to its customers the amount, if any, collected during the interim rate period, plus interest at the current rate as determined by the Commission, computed from the effective date of the interim rates through the date of refund. The refund shall be made in accordance with Minn. Stat. § 216B.16, subd. 3, and in a manner approved by the Commission.

In addition, Xcel Energy agrees to keep such records of sales and billings under the proposed interim rates as will be necessary to compute any potential refund.

This Agreement and Undertaking is made pursuant to authority granted by the Board of Directors of Northern States Power Company.

Dated: November 2, 2015

By: 

CHRISTOPHER B. CLARK  
PRESIDENT, NORTHERN STATES POWER COMPANY, A MINNESOTA CORPORATION

**CERTIFICATION**

As required by the Minnesota Public Utilities Commission's Statement of Policy on Interim Rates dated April 14, 1982, I hereby certify and affirm that the petition of Northern States Power Company for approval of Proposed Interim Rates and Final Rates is in compliance with Minnesota Statutes.


Dated: November 2, 2015



---

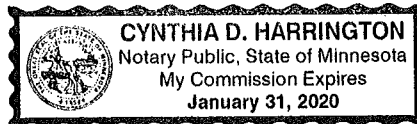
CHRISTOPHER B. CLARK  
PRESIDENT, NORTHERN STATES POWER COMPANY, A MINNESOTA CORPORATION

Subscribed and sworn to before  
me this 2nd day of November, 2015



---

Notary Public







## **2016 INTERIM RATE PETITION SCHEDULES SUPPORTING SCHEDULES AND WORKPAPERS**

The Minnesota Public Utilities Commission (the “Commission”), in its Statement of Policy on Interim Rates, encourages any regulated company seeking interim rates to submit to the Commission an interim rate petition as part of its general rate case filing. The interim rate petition should include a cover letter and supporting schedules. The supporting schedules should include the following:

- 1) A schedule showing the interim rate of return calculation. This schedule should show the capital structure and rate of return calculation approved by the Commission in the most recent general rate case; the capital structure and rate of return calculation proposed for interim rates; and a description and corresponding dollar amount of any changes between the two capital structures.

***Note:***

Schedule C, Part 4 of 4 of this volume contains this information.

- 2) A schedule showing the interim operating income statement. This schedule should show the same operating income statement accounts as filed in the general rate case. Also, the schedule should include the operating income statement approved by the Commission in the most recent general rate case; the equivalent operating income statement corresponding with the most recent actual year for which audited data is available and corresponding with the same period in months as the test year, if the test year is a projected year; and the operating income statement proposed for interim rates. A description of all changes and corresponding dollar amounts between each of the operating income statements should be provided. Work papers should be provided which show how revenues, AFUDC, taxes, expenses, and other income statement components have been determined.

***Notes:***

Schedule C, Part 2 of 4 of this volume compares the operating income statement approved by the Commission in the most recent general rate case with the income statement for the proposed interim test year, including a description of all changes and corresponding dollar amounts.

Schedule D, part 2 of 3 of this volume compares the operating income statements for the most recent actual year, not adjusted for normal weather, for which audited data is available with the income statement for the test year, as adjusted, for interim rates, including a description of all changes and corresponding dollar amounts.

Schedule E, part 2 of 3 of this volume compares the operating income statement approved by the Commission in the most recent general rate case with the operating income statement for the most recent actual year, not adjusted for normal weather, for which audited data is available, including a description of all changes and corresponding dollar amounts.

Although the Commission's Statement of Policy does not require regulated companies to do so, Xcel Energy has included as Schedule B, Part 2 of 3 of this volume, a comparison of the operating income statement for this general rate case filing with the income statement for the proposed interim test year, including a description of all changes and corresponding dollar amounts.

Work papers for the above Interim Rate Petition Schedules are located in Volume 4B of this filing.

- 3) A schedule showing the interim proposed rate base. This schedule should show the same rate base accounts as filed in the general rate case. This schedule should include the average rate base approved by the Commission in the most recent general rate case; the equivalent average rate base corresponding with the most recent actual year for which audited data is available and corresponding with the same period in months as the test year, if the test year is a projected test year; and the average rate base proposed for interim rates. A description of all changes and corresponding dollar amounts between each of the rate bases should be provided. Work papers should be provided which show how the rate base components have been determined.

***Notes:***

Schedule C, Part 1 of 4 of this volume compares the average rate base approved by the Commission in the most recent general rate case with the average rate base proposed for interim rates, including a description of all changes and corresponding dollar amounts.

Schedule D, Part 1 of 3 of this volume compares the average rate base for the most recent actual year for which audited data is available with the average rate base proposed for interim rates, including a description of all changes and corresponding dollar amounts.

Schedule E, Part 1 of 3 of this volume compares the average rate base approved by the Commission in the most recent general rate case with average rate base for the most recent actual year for which audited data is available, including a description of all changes and corresponding dollar amounts.

Although not required by the Commission's Policy Statement, Xcel Energy has included as Schedule B, Part 1 of 3 of this volume, a comparison of the average rate base for this general rate case filing with the average rate base for the proposed interim test year, including a description of all changes and corresponding dollar amounts.

Work papers for the above Interim Rate Petition Schedules are located in Volume 4B of this filing.

- 4) A schedule showing revenue deficiency calculations for each of the operating income statements and rate bases requested in (2) and (3) above. The revenue deficiency should be calculated for the actual data and the interim data using the rate of return calculated in (1) above.

***Notes:***

Schedule C, Part 3 of 4 of this volume shows the revenue deficiency calculations for the most recent general rate case and for the proposed interim rates.

Schedule D, Part 3 of 3 of this volume shows the revenue deficiency calculations for the most recent actual year for which audited data is available and for the proposed interim rates.

Schedule E, Part 3 of 3 of this volume shows the revenue deficiency calculations for the 2014 test year from Docket No. E002/GR-13-868 from most recent general rate case and the most recent actual year for which audited data is available.

Although not required by the Commission's Policy Statement, Xcel Energy has included as Schedule B, Part 3 of 3 of this volume, the revenue deficiency calculations for this general rate case filing and for the proposed interim rates.

***Note on Rounding:***

The cost of service study on which these supporting schedules are based rounds numbers to the nearest thousand for display purposes. However, the subtotals and subsequent totals in the cost of service study are based on actual values resulting in occasional differences in the totals displayed and the sum of the line items. These supporting schedules were prepared using individual line items with subtotals and totals calculated on each schedule. This results in occasional differences between the subtotals and totals on the cost of service study and those on the supporting schedules.

## DEFINITIONS

The following definitions have been used in this filing:

### Proposed Interim Test Year

The proposed interim test year information is for the calendar year ending December 31, 2016 and includes the effect of rate making adjustments.

### General Rate Case Filing

The general rate case filing information represents the budgets developed for the 2016 calendar year and includes the effects of rate making adjustments.

### Most Recent General Rate Case

This information represents the financial data for the calendar test year ending December 31, 2015, (the 2014 test year plus the 2015 Step) from Northern States Power Company's last Minnesota electric rate case (Docket No. E002/GR-13-868), as approved by the Commission.

### 2014 Test Year from Docket No. E002/GR-13-868

This information represents the 2014 only financial data for the calendar test year ending December 31, 2014, from Northern States Power Company's last Minnesota electric rate case (Docket No. E002/GR-13-868), as approved by the Commission

### Most Recent Actual Year

This information represents actual financial information for the calendar year ended December 31, 2014. The financial information is not adjusted to project results that may result under normal weather heating and cooling conditions.

**Northern States Power Company  
 Electric Utility - State of Minnesota  
 2016 INTERIM RATE SCHEDULE  
 SUMMARY OF REVENUE REQUIREMENTS  
 (\$000's)**

**Docket No. E002/GR-15-826  
 Schedule A  
 Part 1 of 3  
 Page 1 of 1**

<b>Line No.</b>	<b>Description</b>	<b>2016 Interim Rate Petition Present Rates</b>
1	Average Rate Base	\$7,452,310
2	Operating Income	\$417,156
3	Allowance for funds used during construction	\$33,884
4	Total Available for Return	\$451,040
5	Overall Rate of Return (Line 4 / Line 1)	6.05%
6	Required Rate of Return	7.34%
7	Required Operating Income (Line 1 x Line 6)	\$547,000
8	Income Deficiency (Line 7 - Line 4)	\$95,960
9	Gross Revenue Conversion Factor	1.70561
10	Revenue Deficiency (Line 8 x Line 9)	\$163,670
11	Retail Related Revenues Under Present Rates	\$2,975,006
12	Percentage Increase Needed in Overall Revenue (Line 10 / Line 11)	5.50%

Northern States Power Company  
 Electric Utility - State of Minnesota  
 2016 INTERIM RATE SCHEDULE  
 STATEMENT OF OPERATING INCOME  
 (\$000's)

Docket No. E002/GR-15-826  
 Schedule A  
 Part 2 of 3  
 Page 1 of 1

<b>Line No.</b>	<b><u>Description</u></b>	<b><u>2016 Interim Rate Petition Present Rates</u></b>
	<b><u>Operating Revenues</u></b>	
1	Retail	\$2,974,218
2	Interdepartmental	788
3	Other Operating	585,315
4	<b>Total Operating Revenues</b>	<u>\$3,560,322</u>
	<b><u>Expenses</u></b>	
	Operating Expenses:	
5	Fuel and Purchased Energy	\$1,001,096
6	Power Production	680,471
7	Transmission	205,186
8	Distribution	108,023
9	Customer Accounting	49,315
10	Customer Service & Information	91,110
11	Sales, Econ Dvlp & Other	69
12	Administrative & General	206,579
13	<b>Total Operating Expenses</b>	<u>\$2,341,850</u>
14	Depreciation	\$451,676
15	Amortizations	\$39,672
	Taxes:	
16	Property	\$178,439
17	Deferred Income Tax & ITC	\$163,422
18	Federal & State Income Tax	(\$59,443)
19	Payroll & Other	\$27,550
20	<b>Total Taxes</b>	<u>\$309,968</u>
21	<b>Total Expenses</b>	\$3,143,166
22	<b>Operating Income</b>	417,156
23	Allowance for Funds Used During Construction	<u>\$33,884</u>
24	<b>Total Operating Income</b>	<u><u>\$451,040</u></u>

Note: Revenues reflect calender month sales.



**Northern States Power Company  
Electric Utility - State of Minnesota  
2016 INTERIM RATE SCHEDULE  
DETAILED RATE BASE COMPONENTS  
(\$000's)**

**Docket No. E002/GR-15-826  
Schedule A  
Part 3 of 3  
Page 1 of 1**

<b>Line No.</b>	<b>Description</b>	<b>2016 Interim Rate Petition Present Rates</b>
	Electric Plant as Booked	
1	Production	\$9,184,322
2	Transmission	2,204,749
3	Distribution	3,272,959
4	General	727,748
5	Common	540,996
6	TOTAL Utility Plant in Service	<u>15,930,775</u>
	Reserve for Depreciation	
7	Production	\$4,942,376
8	Transmission	533,109
9	Distribution	1,232,993
10	General	267,760
11	Common	268,091
12	TOTAL Reserve for Depreciation	<u>7,244,330</u>
	Net Utility Plant in Service	
13	Production	\$4,241,946
14	Transmission	1,671,640
15	Distribution	2,039,966
16	General	459,988
17	Common	272,905
18	Net Utility Plant in Service	<u>8,686,446</u>
19	Utility Plant Held for Future Use	\$0
20	Construction Work in Progress	\$453,047
21	Less: Accumulated Deferred Income Taxes	\$1,908,420
22	Cash Working Capital	(\$100,678)
	Other Rate Base Items:	
23	Materials and Supplies	\$135,797
24	Fuel Inventory	73,476
25	Non-Plant Assets & Liabilities	(3,716)
26	Prepayments and Other Working Capital	<u>116,359</u>
27	Total Other Rate Base Items	321,916
28	Total Average Rate Base	<u><u>7,452,310</u></u>

Northern States Power Company  
Electric Utility - State of Minnesota  
**COMPARISON OF PROPOSED 2016 INTERIM RATES TO GENERAL RATES**  
**DETAILED RATE BASE COMPONENTS**  
(\$000's)

Docket No. E002/GR-15-826  
Schedule B  
Part 1 of 3  
Page 1 of 4

Line No.	Description	2016 General Rate Case Filing (A)	2016 Interim Rate Petition Present Rates (B)	Change (C) = (B) - (A)
	Electric Plant as Booked			
1	Production	\$9,192,783	\$9,184,322	(\$8,460)
2	Transmission	\$2,690,961	\$2,204,749	(\$486,212)
3	Distribution	\$3,272,959	\$3,272,959	\$0
4	General	\$727,748	\$727,748	\$0
5	Common	\$540,996	\$540,996	\$0
6	TOTAL Utility Plant in Service	\$16,425,447.04	\$15,930,775	(\$494,672)
	Reserve for Depreciation			
7	Production	\$4,947,590	\$4,942,376	(\$5,214)
8	Transmission	\$551,324	\$533,109	(\$18,215)
9	Distribution	\$1,232,993	\$1,232,993	\$0.33
10	General	\$267,760	\$267,760	(\$0.15)
11	Common	\$268,091	\$268,091	\$0.18
12	TOTAL Reserve for Depreciation	\$7,267,758	\$7,244,330	(\$23,428)
	Net Utility Plant in Service			
13	Production	\$4,245,193	\$4,241,946	(\$3,246)
14	Transmission	\$2,139,637	\$1,671,640	(\$467,997)
15	Distribution	\$2,039,966	\$2,039,966	(\$0)
16	General	\$459,988	\$459,988	\$0
17	Common	\$272,905	\$272,905	\$0
18	Net Utility Plant in Service	\$9,157,689	\$8,686,446	(\$471,243)
19	Utility Plant Held for Future Use	\$0	\$0	\$0
20	Construction Work in Progress	\$444,412	\$453,047	\$8,635
21	Less: Accumulated Deferred Income Taxes	\$1,979,773	\$1,908,420	(\$71,353)
22	Cash Working Capital	(\$108,129)	(\$100,678)	\$7,451
	Other Rate Base Items:			
23	Materials and Supplies	\$135,797	\$135,797	\$0
24	Fuel Inventory	\$73,476	\$73,476	\$0
25	Non-Plant Assets & Liabilities	(\$3,716)	(\$3,716)	\$0
26	Prepayments and Other Working Capital	\$116,359	\$116,359	\$0
27	Total Other Rate Base Items	\$321,916	\$321,916	\$0
28	Total Average Rate Base	7,836,115	7,452,310	(383,805)

**COMPARISON OF PROPOSED 2016 INTERIM RATES  
DETAILED RATE BASE COMPONENTS  
DESCRIPTION OF CHANGES**

A bridge schedule from the General Rate Petition rate base to the Interim Rate Petition rate base is provided on Schedule B, Part 1 of 3, Page 4 of 4.

Monticello Dry Fuel Storage Project.

The Monticello Dry Fuel Storage project was originally scheduled to go in service during the 2016 test year. The project in-service timing has subsequently been moved to 2018 at this time. The interim rate revenue requirement is being adjusted to shift the costs originally projected to go in service in 2016 back into construction work in process for 2016.

Northern States Power Company – Minnesota Remaining Life Study.

The Company is proposing to include in the general rate petition the rate base components that are associated with its 2015 Review of Remaining Lives Petition (Docket No. E,G002/D-15-46) filed on May 18, 2015. The Commission on October 22, 2015 approved this petition with certain adjustments as recommended by the Department of Commerce. The interim rate revenue requirement is being adjusted to incorporate the approved study levels for the rate base components.

Transmission Cost Recovery (TCR) Rider Project Roll-In Removal.

The Company is proposing to include in the general rate petition the rate base components associated with certain transmission projects previously recovered through the TCR Rider. However, until the final determination is made in this proceeding, these projects continue to be included in the TCR Rider. The interim rate revenue requirement is being adjusted to remove the rate base components associated with the roll in TCR projects to eliminate any potential double recovery.

Change in the Accumulated Deferred Income Tax (ADIT) Pro-Rate.

The Company has included the impacts on the change in the ADIT pro-rate calculation in determining the final revenue requirement. The Company has determined ADIT balances are required to be pro-rated in accordance with IRS Section 1.167(l)-(1)(h)(6) for forward looking test years, as such, an adjustment was included in the general rate petition. This interim rate base adjustment records the change in the ADIT pro-rate between the level

calculated in determining the final revenue requirement and the interim cost of service.

Change in the Net Operating Loss Calculation.

The Company has included the impacts on the change in the Net Operating Loss (NOL) carried forward from prior years in determining the final revenue requirement. Because the Company has more tax deductions than it can utilize in 2016, the unused tax deductions need to be carried forward to a future period. The Company has determined the value of the NOL and made appropriate pro forma adjustments to both current and deferred tax items. This interim rate base adjustment records the change in the NOL between the level calculated in determining the final revenue requirement and the interim cost of service.

Cash Working Capital

The amount of the Cash Working Capital requirement increased for interim rates compared to the amount of Cash Working Capital included in the calculation of the final revenue requirement. The Cash Working Capital amount is determined by applying the various components of the lead/lag study to the test year revenue and expense amounts. Interim adjustments made to the income statement components produced a reduction in expense dollar leads (reducing the overall time period between incurring the expense and payment) thus increasing the overall Cash Working Capital requirement. This interim rate base adjustment records the change in Cash Working Capital between the level calculated in determining the final revenue requirement and the interim cost of service.

Northern States Power Company  
Electric Utility - State of Minnesota  
**COMPARISON OF PROPOSED 2016 INTERIM RATES TO GENERAL RATES**  
**DETAILED RATE BASE COMPONENTS**  
(\$000's)

Docket No. E002/GR-15-826  
Schedule B  
Part 1 of 3  
Page 4 of 4

Line No.	Description	Interim Adjustments				Secondary Calculations			2016 Interim Rate Petition Present Rates (1) (8)
		2016 General Rate Case Filing (1) (1)	Monti Dry Cask to CWIP (2)	MN Remaining Life Study Removal (3)	TCR Roll-In Removal (4)	ADIT Pro-Rate Adj (5)	NOL Adj (6)	Cash Working Capital (7)	
1	Utility Plant in Service	\$16,425,447	(\$8,460)		(\$486,212)				\$15,930,775
2	Less: Reserve for Depreciation	7,267,758	(\$321)	(\$4,893)	(\$18,215)				\$7,244,330
3	Net Utility Plant in Service	\$9,157,689	(\$8,140)	\$4,893	(\$467,997)	\$0	\$0	\$0	\$8,686,446
4	Utility Plant Held for Future Use	\$0							\$0
5	Construction Work in Progress	\$444,412	\$8,760		(\$125)				453,047
6	Less: Accumulated Deferred Income Taxes	\$1,979,773	(\$3,202)	\$1,997	(\$87,780)	\$7,014	\$10,618		1,908,420
7	Cash Working Capital	(\$108,129)						\$7,450	(100,679)
Other Rate Base Items									
8	Materials and Supplies	\$135,797							135,797
9	Fuel Inventory	73,476							73,476
10	Non-Plant Assets & Liabilities	(3,716)							(3,716)
11	Prepayments and Other Working Capital	116,359							116,359
12	Total Other Rate Base Items	\$321,916	\$0	\$0	\$0	\$0	\$0	\$0	321,916
13	Total Average Rate Base	\$7,836,115	\$3,823	\$2,896	(\$380,342)	(\$7,014)	(\$10,618)	\$7,450	7,452,310

(1) Electric Utility - Minnesota Jurisdiction

Northern States Power Company  
Electric Utility - State of Minnesota  
**COMPARISON OF PROPOSED 2016 INTERIM RATES TO GENERAL RATES**  
**STATEMENT OF OPERATING INCOME**  
(\$000's)

Docket No. E002/GR-15-826  
Schedule B  
Part 2 of 3  
Page 1 of 4

Line No.	Description	2016 General Rate Case Filing (A)	2016 Interim Rate Petition Present Rates (B)	Change (C) = (B) - (A)
<b>Operating Revenues</b>				
1	Retail	\$3,033,285	\$2,974,218	(\$59,066)
2	Interdepartmental	809	788	(21)
3	Other Operating	586,984	585,315	(1,669)
4	<b>Total Operating Revenues</b>	<b>\$3,621,078</b>	<b>\$3,560,322</b>	<b>(\$60,756)</b>
<b>Expenses</b>				
Operating Expenses:				
5	Fuel and Purchased Power	\$1,001,096	\$1,001,096	\$0
6	Power Production	681,521	680,471	(1,050)
7	Transmission	205,186	205,186	0
8	Distribution	108,023	108,023	0
9	Customer Accounting	49,315	49,315	0
10	Customer Service & Information	91,110	91,110	0
11	Sales, Econ Dvlp & Other	69	69	0
12	Administrative & General	206,579	206,579	0
13	<b>Total Operating Expenses</b>	<b>\$2,342,900</b>	<b>\$2,341,850</b>	<b>(\$1,050)</b>
14	Depreciation	\$471,286	\$451,676	(\$19,610)
15	Amortization	\$39,585	\$39,672	\$86
Taxes:				
16	Property	\$186,751	\$178,439	(\$8,312)
17	Deferred Income Tax & ITC	186,991	163,422	(23,569)
18	Federal & State Income Tax	(73,527)	(59,443)	14,084
19	Payroll & Other	27,550	27,550	0
20	<b>Total Taxes</b>	<b>\$327,766</b>	<b>\$309,968</b>	<b>(\$17,797)</b>
21	<b>Total Expenses</b>	<b>\$3,181,537</b>	<b>\$3,143,166</b>	<b>(\$38,371)</b>
22	<b>Operating Income</b>	<b>439,541</b>	<b>417,156</b>	<b>(\$22,385)</b>
23	AFUDC	\$33,283	\$33,884	\$601
24	<b>Total Operating Income</b>	<b>\$472,824</b>	<b>\$451,040</b>	<b>(\$21,784)</b>

Note: Revenues reflect calendar month sales.

**COMPARISON OF PROPOSED 2016 INTERIM RATES  
STATEMENT OF OPERATING INCOME  
DESCRIPTION OF CHANGES**

Schedule B, Part 2 of 3, Pages 4 of 4, contains a bridge schedule itemizing the changes from General Rate Petition operating income statement to the Interim Rate Petition operating income statement. Nine adjustments have been made to bridge the General Petition operating income statement to the Proposed Interim operating income statement.

Monticello Dry Fuel Storage Project.

The Monticello Dry Fuel Storage project was originally scheduled to go in service during the 2016 test year. The project in-service timing has subsequently been moved to 2018 at this time. The interim rate revenue requirement and income statements cost components are being adjusted to reflect this shift from the originally projected service in 2016 back into construction work in process for 2016.

Northern States Power Company – Minnesota Remaining Life Study.

The Company is proposing to include in final rates the 2016 impact associated with its 2015 Review of Remaining Lives Petition (Docket No. E,G002/D-15-46) that was filed on May 18, 2015. The Commission on October 22, 2015 approved this petition with certain adjustments as recommended by the Department of Commerce. The interim rate revenue requirement is being adjusted to incorporate the approved study levels.

Transmission Cost Recovery (TCR) Rider Project Roll-In Removal.

The Company is proposing to include in the final rates the cost components associated with certain transmission projects previously recovered through the TCR Rider. However, until the final determination is made in this proceeding, these projects will continue to be included in the TCR Rider. The interim rate revenue requirement is being adjusted to remove these cost components associated with the roll in TCR projects to eliminate any potential double recovery.

Incremental Prairie Island Tribal Payments.

The Company is proposing to include in final rates the incremental costs associated with an amendment to the 2003 Settlement Agreement between the Company and the Prairie Island Indian Community. The Company is

requesting approval of the updated agreement under Docket E002/M-15-922 that was filed on October 15, 2015. Since the approval of the agreement is still pending before the Commission, the interim rate revenue requirement has been adjusted to remove the incremental annual payment amount.

#### Change In Cost Of Capital

The final revenue requirement includes a higher cost of equity than the last approved cost of equity in Docket No. E002/GR-13-868. This interim rate adjustment is the change in the cost of capital that results from using the currently proposed capital structure with the last authorized return on equity.

#### Change in the Accumulated Deferred Income Tax(ADIT) Pro-Rate.

The Company has included the impacts on the change in the ADIT pro-rate calculation in determining the final revenue requirement. The Company has determined ADIT balances are required to be pro-rated in accordance with IRS Section 1.167(l)-(1)(h)(6) for forward looking test years, based on that determination, an adjustment was included in the general rate petition. This interim adjustment records the change in the revenue requirement and income statement cost components associated with the ADIT pro-rate between the level calculated in determining the final revenue requirement and the interim cost of service.

#### Change in the Net Operating Loss Calculation

The Company has included the impacts on the change in the Net Operating Loss (NOL) carried forward from prior years in the final revenue requirement. Because the Company has more tax deductions than it can utilize in 2016, the unused tax deductions need to be carried forward to a future period. The Company has determined the value of the NOL and made appropriate pro forma adjustments to both current and deferred tax items. This interim rate adjustment records the change in the NOL between the level calculated in the final revenue requirements and the interim cost of service.

#### Cash Working Capital Change

This adjustment calculates the income statement impact of the change in cash working capital between the level included in calculating the final revenue requirement and the interim rate revenue requirement.





Northern States Power Company  
 Electric Utility - State of Minnesota  
 COMPARISON OF PROPOSED 2016 INTERIM RATES TO GENERAL RATES  
 SUMMARY OF REVENUE REQUIREMENTS  
 (\$000's)

Docket No. E002/GR-15-826  
 Schedule B  
 Part 3 of 3  
 Page 1 of 1

<u>Line No.</u>	<u>Description</u>	<u>2016 General Rate Case Filing (A)</u>	<u>2016 Interim Rate Petition Present Rates (B)</u>	<u>Change (C) = (B) - (A)</u>
1	Average Rate Base	\$7,836,115	\$7,452,310	(\$383,805)
2	Required Rate of Return	7.49%	7.34%	-0.15%
3	Operating Income Requirement (Line 1 x Line2)	\$586,925	\$547,000	(\$39,925)
4	Operating Income Under Present Rates	\$472,824	\$451,040	(\$21,784)
5	Operating Income Deficiency (Line 3 - Line 4)	\$114,101	\$95,960	(\$18,141)
6	Gross Revenue Conversion Factor	1.70561	1.70561	1.70561
7	Revenue Deficiency (Line 5 x Line 6)	\$194,612	\$163,670	(\$30,942)

Northern States Power Company  
Electric Utility - State of Minnesota  
**COMPARISON OF PROPOSED 2016 INTERIM RATES TO PRESENT RATES**  
**DETAILED RATE BASE COMPONENTS**  
(\$000's)

Docket No. E002/GR-15-826  
Schedule C  
Part 1 of 4  
Page 1 of 3

Line No.	Description	Present Rates	2016 Interim	Change
		General Rate Case Approved E002/GR-13-868 (1)	Rate Petition Present Rates	
		(A)	(B)	(C) = (B) - (A)
	Electric Plant as Booked			
1	Production	\$8,463,834	\$9,184,322	\$720,488
2	Transmission	\$2,080,979	2,204,749	123,770
3	Distribution	\$3,029,265	3,272,959	243,694
4	General	\$503,226	727,748	224,522
5	Common	\$466,842	540,996	74,154
6	TOTAL Utility Plant in Service	\$14,544,147	\$15,930,775	1,386,628
	Reserve for Depreciation			
7	Production	\$4,492,896	\$4,942,376	\$449,480
8	Transmission	\$516,358	533,109	16,751
9	Distribution	\$1,105,553	1,232,993	127,441
10	General	\$178,301	267,760	89,459
11	Common	\$245,228	268,091	22,863
12	TOTAL Reserve for Depreciation	\$6,538,336	\$7,244,330	\$705,994
	Net Utility Plant in Service			
13	Production	\$3,970,938	\$4,241,946	\$271,008
14	Transmission	\$1,564,621	1,671,640	107,019
15	Distribution	\$1,923,713	2,039,966	116,253
16	General	\$324,925	459,988	135,063
17	Common	\$221,614	272,905	51,291
18	Net Utility Plant in Service	\$8,005,811	\$8,686,446	\$680,634
19	Utility Plant Held for Future Use	\$0	\$0	\$0
20	Construction Work in Progress	\$418,546	\$453,047	\$34,501
21	Less: Accumulated Deferred Income Taxes	\$1,702,954	\$1,908,420	\$205,466
22	Cash Working Capital	(\$75,756)	(\$100,678)	(\$24,922)
	Other Rate Base Items:			
23	Materials and Supplies	\$116,514	\$135,797	\$19,283
24	Fuel Inventory	\$74,663	73,476	(1,187)
25	Non-Plant Assets & Liabilities	(\$13,137)	(3,716)	9,421
26	Prepayments and Other Working Capital	\$164,602	116,359	(48,243)
27	Total Other Rate Base Items	\$342,642	\$321,916	(\$20,726)
28	Total Average Rate Base	\$6,988,289	\$7,452,310	\$464,020

(1) Commission approval of the 2014 Test Year with 2015 STEP from Docket E002/GR-13-868.

**COMPARISON OF PROPOSED 2016 INTERIM RATES TO THE MOST  
RECENT COMMISSION APPROVED GENERAL RATE CASE  
DETAILED RATE BASE COMPONENTS  
DESCRIPTION OF CHANGES**

Total Average Rate Base proposed by Xcel Energy for 2016 interim rates has increased \$464 million, an increase of 6.6 percent over the final rate base level approved in Docket No. E002/GR-13-868.

Net Utility Plant in Service has increased approximately \$681 million. The primary driver of this growth has been the additional Company investments in the Production, Transmission and Distribution assets. Changes in these functional classes account for 73% of the Net Plant increase.

Net Production Plant has increased by \$271 million (capital additions of \$720 million offset by increases in depreciation reserves of \$449 million), an increase of 6.8 percent since the last approved rate case. The increase in the value of Net Transmission Plant is \$107 million (6.8 percent), and the value of Net Distribution Plant has increased by \$116 million (6.0 percent). Net General Plant increased \$135 million while the \$51 million increase in Net Common Plant accounts for the balance of the overall Net Plant increase.

Construction Work in Progress between the two periods has increased approximately \$35 million as Company ongoing construction activity for production, general and common functional classes has exceeded the project completions in transmission and distribution between the periods.

Accumulated Deferred Income Taxes, a deduction from average Rate Base, increased by \$205 million. This increase is caused mainly by increased plant in service investment and the timing differences between book and tax depreciation on these investments.

Since the last General Rate Order, Cash Working Capital requirements have decreased by approximately \$25 million, having a similar effect on average Rate Base. The Company's 2016 average expense lead days increased to 55.31 from 50.45 in the last rate proceeding, meaning that the Company's cash outlay for paying expenses has been extended by an average of 4.86 days, partially offsetting the expense day increase was an increase in the average revenue lag days. Revenue lag increased to 41.59 in 2016 from 40.34 in the last rate case, meaning the

Company's revenues are being collected on average 1.25 days slower in the interim cost of service than in the last case. Cash Working Capital requirements are calculated by revenue collection (revenue lag) and expense payment (expense lead) principles established first by a Lead/Lag Study, and then applied to the projected Revenues and Operating Costs for the Test Year.

The Other Rate Base category resulted in a decrease to Average Rate Base of approximately \$21 million. This decrease was driven by decreases in Prepayments and Other Working Capital of \$48 million primarily due to a significant increased customer deposits. Fuel Inventory decreased \$1 million. Partially offsetting those decreases were increases in Materials and Supplies of \$19 million and Non-Plant Assets and Liabilities of \$9 million.

In summary, the net effect of the increase in Net Plant in Service, \$681 million, the increase in CWIP of approximately \$35 million, the increase in Accumulated Deferred Income Taxes (a decrease to rate base) of \$205 million, the decrease in Cash Working Capital \$25 million, and the \$21 million decrease from Other Rate Base Items accounts for the \$464 million increase in Total Average Rate Base for the proposed 2016 interim rate period.

Northern States Power Company  
Electric Utility - State of Minnesota  
**COMPARISON OF PROPOSED 2016 INTERIM RATES TO PRESENT RATES**  
**STATEMENT OF OPERATING INCOME**  
(\$000's)

Docket No. E002/GR-15-826  
Schedule C  
Part 2 of 4  
Page 1 of 3

Line No.	Description	Present Rates	2016 Interim	Change (C) = (B) - (A)
		From Most Recent General Rate Case Approved E002/GR-13-868 (1) (A)	Rate Petition Present Rates (B)	
<b>Operating Revenues</b>				
1	Retail	\$2,826,661	\$2,974,218	\$147,558
2	Interdepartmental	\$962	788	(175)
3	Other Operating	\$662,650	585,315	(77,335)
4	<b>Total Operating Revenues</b>	<b>\$3,490,273</b>	<b>\$3,560,322</b>	<b>\$70,049</b>
<b>Expenses</b>				
Operating Expenses:				
5	Fuel and Purchased Energy	\$1,086,327	\$1,001,096	(\$85,231)
6	Power Production	\$701,050	680,471	(20,579)
7	Transmission	\$191,916	205,186	13,270
8	Distribution	\$103,317	108,023	4,706
9	Customer Accounting	\$48,049	49,315	1,266
10	Customer Service & Information (2)	\$93,490	91,110	(2,380)
11	Sales, Econ Dvlp & Other	\$101	69	(32)
12	Administrative & General	\$190,741	206,579	15,838
13	<b>Total Operating Expenses</b>	<b>\$2,414,992</b>	<b>\$2,341,850</b>	<b>(\$73,141)</b>
14	Depreciation	\$347,345	\$451,676	\$104,331
15	Amortizations	\$31,300	\$39,672	\$8,372
Taxes:				
16	Property	\$155,282	\$178,439	\$23,157
17	Deferred Income Tax & ITC	\$173,216	163,422	(9,794)
18	Federal & State Income Tax	(\$57,400)	(59,443)	(2,043)
19	Payroll & Other	\$29,409	27,550	(1,859)
20	<b>Total Taxes</b>	<b>\$300,507</b>	<b>\$309,968</b>	<b>\$9,461</b>
21	<b>Total Expenses</b>	<b>\$3,094,143</b>	<b>\$3,143,166</b>	<b>\$49,022</b>
22	<b>Operating Income</b>	<b>\$396,130</b>	<b>\$417,156</b>	<b>\$21,026</b>
23	AFUDC	\$29,355	\$33,884	\$4,529
24	<b>Total Operating Income</b>	<b>\$425,484</b>	<b>\$451,040</b>	<b>\$25,555</b>

Notes: Revenues reflect calendar month sales.

(1) Commission approval of the 2014 Test Year with 2015 STEP from Docket E002/GR-13-868.

**COMPARISON OF PROPOSED 2016 INTERIM RATES TO THE MOST  
RECENT COMMISSION APPROVED GENERAL RATE CASE  
STATEMENT OF OPERATING INCOME  
DESCRIPTION OF CHANGES**

Comparing the Company's test year utility operating income approved by the Commission in Docket No. E002/GR-13-868 with the 2016 test year operating income proposed in the Company's interim rate petition shows an increase in operating income of approximately \$26 million.

Major components of the change in utility operating income include the following:

Total Operating Revenues increased \$70 million, which is the combination of increased Retail Electric revenues of \$147 million and decreased Other Revenues of \$77 million. The Retail revenue increase is the result of the new revenue level authorized in Docket No. E002/GR-13-868 in place in the 2016 test year.

Other Revenue decreased by \$77 million. This decrease was driven by a decrease of \$72 million Net Asset Based and Non-Asset Based energy trading activity (this reduction is caused by a change in the presentation in the 2016 test year which excludes Asset and Non Asset revenues on a gross level, the comparison period excluded only the margins), and a decrease in Transmission related services of approximately \$9 million. Offsetting these decreases was a net overall increase in all the other revenue components of approximately \$4 million.

Fuel and Purchased Energy costs have decreased by \$85 million compared to the last General Rate Order. Approximately \$72 million of this decrease is associated with the removal of the fuel costs related to the Asset and Non-Asset activity presentation change discussed above. Power Production operation costs have decreased by \$20 million or -2.9% since the last approved level.

Other Operating Expenses increased by approximately \$33 million. The changes that occurred in the various cost functions are: Transmission expense, increased \$13 million; Distribution expense, increased approximately \$5 million; Customer Accounting, increased \$1 million; Customer Services and Information, decreased \$2 million and is due primarily to a \$1.7 million decreased in CIP program costs; and finally, Administrative and General expense increased approximately \$16

million related principally to increased rents, employee pension and benefit costs and insurance.

Depreciation expense increased approximately \$104 million, driven by higher annual depreciation across all functional classes.

Amortization costs in the Interim Rate Petition increased \$8 million compared with the Commission's Order in the last rate case. This change is driven by an increase in the RDF related rider revenues that are included in current revenues. An amortization expense is recorded in the test year to offset the rider revenue.

Property Taxes increased \$23 million because of higher assessments from the various taxing authorities and increased investment in plant in service that has occurred since the last electric rate case.

Deferred Income Taxes have decreased by approximately \$10 million while Current Federal & State Income Taxes decreased \$2 million. The effects of bonus tax depreciation in prior years are the significant cause of the swing in income tax expense.

Payroll and other taxes decreased approximately \$2 million between the two periods.

Compared to the last electric general rate Order, Allowance for Funds Used During Construction increased approximately \$5 million.



Northern States Power Company  
 Electric Utility - State of Minnesota  
**COMPARISON OF PROPOSED 2016 INTERIM RATES TO PRESENT RATES**  
**SUMMARY OF REVENUE REQUIREMENTS**  
 (\$000's)

Docket No. E002/GR-15-826  
 Schedule C  
 Part 3 of 4  
 Page 1 of 1

Line No.	Description	Present Rates	2016 Interim	Change
		From Most Recent General Rate Case Approved E002/GR-13-868 (1)	Rate Petition Present Rates	(C) = (B) - (A)
		(A)	(B)	
1	Average Rate Base	\$6,988,289	\$7,452,310	\$464,020
2	Required Rate of Return	7.34% <sup>(2)</sup>	7.34%	0.00%
3	Operating Income Requirement (Line 1 x Line2)	\$513,089	\$547,000	\$33,911
4	Operating Income Under Present Rates	\$425,484	\$451,040	\$25,555
5	Operating Income Deficiency (Line 3 - Line 4)	\$87,605	\$95,960	\$8,355
6	Gross Revenue Conversion Factor	1.70561	1.70561	1.70561
7	Revenue Deficiency (Line 5 x Line 6)	\$149,420	\$163,670	\$14,251

(1) Commission approval of the 2014 Test Year with 2015 STEP from Docket E002/GR-13-868.

(2) Derived Required Rate of Return for the Combined Commission Decision 2014 & 2015 STEP. (Col A Line 3 / Col A Line 1)

Northern States Power Company  
Electric Utility - State of Minnesota  
**COMPARISON OF PROPOSED 2016 INTERIM RATES TO PRESENT RATES**  
**CAPITAL STRUCTURE AND RATE OF RETURN CALCULATIONS**  
(\$000's)

Docket No. E002/GR-15-826  
Schedule C  
Part 4 of 4  
Page 1 of 2

Line No.	Capitalization:	Amount (A)	Percent of Total Capitalization (B)	Cost of Capital (C)	Weighted Cost of Capital (D)
<b>I. Capital Structure and Rate of Return Calculation Approved by the Commission in the Most Recent General Rate Case (Docket E002/GR-13-868)</b>					
1	Long-Term Debt	\$4,209,484	45.61%	4.94%	2.25%
2	Short-Term Debt	\$174,310	1.89%	1.12%	0.02%
3	Long-Term and Short-Term Debt	\$4,383,794	47.50%		2.27%
4	Preferred Stock	\$0	0.00%	0.00%	0.00%
5	Net Common Equity	\$4,846,116	52.50%	9.72%	5.10%
6	Total Equity	\$4,846,116	52.50%		5.10%
7	Total Capitalization	\$9,229,910	100.00%		7.37%

<b>II. Capital Structure and Rate of Return Calculation for Proposed 2016 Interim Rates</b>					
8	Long-Term Debt	\$4,618,004	46.24%	4.81%	2.22%
9	Short-Term Debt	\$126,134	1.26%	1.84%	0.02%
10	Long-Term and Short-Term Debt	\$4,744,138	47.50%		2.24%
11	Preferred Stock	\$0	0.00%	0.00%	0.00%
12	Net Common Equity	\$5,243,944	52.50%	9.72%	5.10%
13	Total Equity	\$5,243,944	52.50%		5.10%
14	Total Capitalization	\$9,988,082	100.00%		7.34%

**III. Amount of Changes Between I and II**

	Amount		Change (C) = (B) - (A)
	Fiscal Year Most Recent General Rate Case Approved (A)	Proposed 2016 Interim Rate (B)	
Long-Term Debt	\$4,209,484	\$4,618,004	\$408,520
Short-Term Debt	\$174,310	\$126,134	(\$48,176)
Long-Term and Short-Term Debt	\$4,383,794	\$4,744,138	\$360,344
Preferred Stock	\$0	\$0	\$0
Net Common Equity	\$4,846,116	\$5,243,944	\$397,828
Total Equity	\$4,846,116	\$5,243,944	\$397,828
Total Capitalization	\$9,229,910	\$9,988,082	\$758,172

**COMPARISON OF PROPOSED 2016 INTERIM RATES TO MOST  
RECENT COMMISSION APPROVED GENERAL RATE CASE  
CAPITAL STRUCTURE AND RATE OF RETURN CALCULATIONS  
DESCRIPTION OF CHANGES**

The overall combined capitalization ratio (Debt and Equity) has remained constant between the periods. The short term/long term debt capitalization ratio has shifted increasing long-term while lowering the short-term percentage.

The Long-term Debt portion of the capital structure proposed for use in determining the interim rate revenue requirement increased by approximately \$409 million, compared to the last electric general rate case filing in Docket No. E002/GR-13-868.

The Short-term Debt component proposed for use in the interim capital structure decreased \$48 million, compared to the last electric General Rate Order.

The overall reduction in the weighted cost of debt (2.24% compared to 2.27%) used in the interim revenue requirement calculations is driven by the lower cost of long-term debt between the periods.

Common Equity increased by approximately \$398 million primarily based on the projected increases in Retained Earnings.

The weighted cost of equity remained unchanged between the two periods.

Northern States Power Company  
Electric Utility - State of Minnesota  
**COMPARISON OF PROPOSED 2016 INTERIM RATES TO 2014 ACTUAL**  
**DETAILED RATE BASE COMPONENTS**  
(\$000's)

Docket No. E002/GR-15-826  
**Schedule D**  
**Part 1 of 3**  
**Page 1 of 3**

Line No.	Description	Actual 2014 Adjusted (1) (A)	2016 Interim Rate Petition Present Rate (B)	Change (C) = (B) - (A)
	Electric as Booked			
1	Production	\$7,811,440	\$9,184,322	\$1,372,883
2	Transmission	1,980,112	2,204,749	224,637
3	Distribution	3,041,307	3,272,959	231,652
4	General	561,189	727,748	166,559
5	Common	409,587	540,996	131,410
6	TOTAL Utility Plant in Service	13,803,634	\$15,930,775	\$2,127,141
	Reserve for Depreciation			
7	Production	\$4,414,973	\$4,942,376	\$527,404
8	Transmission	556,061	533,109	(22,952)
9	Distribution	1,188,543	1,232,993	44,450
10	General	174,666	267,760	93,094
11	Common	201,590	268,091	66,501
12	TOTAL Reserve for Depreciation	6,535,833	\$7,244,330	\$708,497
	Net Utility Plant in Service			
13	Production	\$3,396,467	\$4,241,946	\$845,479
14	Transmission	1,424,051	1,671,640	247,589
15	Distribution	1,852,764	2,039,966	187,202
16	General	386,523	459,988	73,465
17	Common	207,996	272,905	64,909
18	Net Utility Plant in Service	7,267,801	\$8,686,446	\$1,418,645
19	Utility Plant Held for Future Use	\$0	\$0	\$0
20	Construction Work in Progress	499,486	\$453,047	(\$46,439)
21	Less: Accumulated Deferred Income Taxes	1,580,818	\$1,908,420	\$327,602
22	Cash Working Capital	(80,446)	(\$100,678)	(\$20,233)
	Other Rate Base Items:			
23	Materials and Supplies	\$128,884	\$135,797	\$6,913
24	Fuel Inventory	\$63,676	73,476	9,800
25	Non-Plant Assets & Liabilities	\$3,558	(3,716)	(7,274)
26	Prepayments and Other Working Capital	\$167,755	116,359	(51,397)
27	Total Other Rate Base Items	\$363,873	\$321,916	(\$41,957)
28	Total Average Rate Base	\$6,469,897	\$7,452,310	\$982,413

(1) Revenues and expenses for Transmission Cost Recovery (TCR) rider have been excluded.

**COMPARISON OF PROPOSED 2016 INTERIM RATES TO 2014  
ACTUAL  
DETAILED RATE BASE COMPONENTS  
DESCRIPTION OF CHANGES**

Total Average Rate Base used to determine the interim rate revenue requirement increased by \$982 million from 2014, the most recent actual fiscal year. The net increase is driven by increased Net Plant in Service which increased by approximately \$1,419 million, decreased Construction Work in Progress (“CWIP”) of \$46 million, increased Accumulated Deferred Income Taxes, (a reduction to Rate Base) of approximately \$328 million, a decrease to Cash Working Capital (which reduces rate base) of \$20 million a decrease in Other Rate Base of approximately \$42 million.

The Net Plant in Service, based upon the comparative data provided in Schedule D, Part 1, page 1, identifies increased Net Production Plant of \$845 million, Net Utility Transmission Plant increased by approximately \$248 million, and Net Distribution Plant increased \$187 million. These three components account for 90.2% of the \$1,419 Net Plant in Service increase.

The remainder of the change in Net Plant between the two periods is related to General and Common Plant. General Net Plant increased by \$73 million and Common Net Plant, increased by approximately \$65 million.

Construction Work in Progress decreased approximately \$46 million due to completion of construction projects that have been placed into service.

Accumulated Deferred Income Taxes, a reduction of average rate base, increased by approximately \$328 million. The change is caused in part by increased plant investment and accounting for tax/book timing differences.

Cash Working Capital decreased by \$20 million compared to the most recent actual fiscal year, having a similar effect on average Rate Base. The Company’s 2016 average expense lead days increased to 55.31 from 51.41 in 2014, meaning that the Company’s cash outlay for paying expenses has been extended by an average of 3.90 days, partially offsetting the expense day increase was an increase in the average revenue lag days. Revenue lag increased to 41.59 in 2016 from 40.59 for

2014, meaning the Company's revenues are being collected on average 1.00 day slower in the interim cost of service than in the last case.

Other Rate Base Items resulted in a collective decrease in average rate base of approximately \$42 million. This decrease was driven by decreases in Prepayments and Other Working Capital of \$52 million primarily due to a significant increased customer deposits. Non-Plant Assets and Liabilities decreased \$7 million. Partially offsetting those decreases were increases in Fuel Inventory which increased approximately \$10 million and an increase in Materials and Supplies of approximately \$7 million between the two periods.

In summary, the net effect of the increase in Net Plant in Service of approximately \$1,419 million, the decrease in CWIP, of \$46 million, the increase in Accumulated Deferred Income Taxes (a decrease to rate base), \$328 million, the decrease in Cash Working Capital of \$20 million, and the approximate \$42 million decrease from Other Rate Base Items accounts for the \$982 million overall increase in Total Average Rate Base used to determine the 2016 interim revenue requirement.

Northern States Power Company  
Electric Utility - State of Minnesota  
**COMPARISON OF PROPOSED 2016 INTERIM RATES TO 2014 ACTUAL**  
**STATEMENT OF OPERATING INCOME**  
(\$000's)

Docket No. E002/GR-15-826  
Schedule D  
Part 2 of 3  
Page 1 of 3

Line No.	Description	Actual 2014 Adjusted (1) (A)	2016 Interim Rate Petition Present Rate (B)	Change (C) = (B) - (A)
<b>Operating Revenues</b>				
1	Retail	\$2,923,494	\$2,974,218	\$50,724
2	Interdepartmental	\$937	\$788	(150)
3	Other Operating	591,100	585,315	(5,785)
4	<b>Total Operating Revenues</b>	<b>\$3,515,532</b>	<b>\$3,560,322</b>	<b>\$44,790</b>
<b>Expenses</b>				
Operating Expenses:				
5	Fuel and Purchased Energy	\$1,139,367	\$1,001,096	(\$138,271)
6	Power Production	696,734	680,471	(16,263)
7	Transmission	180,415	205,186	24,771
8	Distribution	102,974	108,023	5,049
9	Customer Accounting	49,664	49,315	(349)
10	Customer Service & Information	122,270	91,110	(31,160)
11	Sales, Econ Dvlp & Other	39	69	30
12	Administrative & General	206,850	206,579	(271)
13	<b>Total Operating Expenses</b>	<b>\$2,498,313</b>	<b>\$2,341,850</b>	<b>(\$156,462)</b>
14	Depreciation	\$269,372	\$451,676	\$182,303
15	Amortizations	\$26,506	\$39,672	\$13,166
Taxes:				
16	Property	\$149,092	\$178,439	\$29,347
17	Deferred Income Tax & ITC	103,224	163,422	60,199
18	Federal & State Income Tax	39,550	(59,443)	(98,993)
19	Payroll & Other	28,065	27,550	(515)
20	<b>Total Taxes</b>	<b>\$319,931</b>	<b>\$309,968</b>	<b>(\$9,963)</b>
21	<b>Total Expenses</b>	<b>\$3,114,121</b>	<b>\$3,143,166</b>	<b>\$29,044</b>
22	<b>Operating Income</b>	<b>\$401,410</b>	<b>\$417,156</b>	<b>\$15,746</b>
23	AFUDC	\$31,170	\$33,884	\$2,713
24	<b>Total Operating Income</b>	<b>\$432,581</b>	<b>\$451,040</b>	<b>\$18,459</b>

Note: Revenues reflect calendar month sales.

(1) Revenues and expenses for Transmission Cost Recovery (TCR) rider have been excluded.

**COMPARISON OF PROPOSED 2016 INTERIM RATES TO 2014  
ACTUAL  
STATEMENT OF OPERATING INCOME  
DESCRIPTION OF CHANGES**

Comparing the operating income used to determine interim rates to actual operating income from 2014, the most recent fiscal year, shows an increase of \$18 million.

Major components of the change in utility operating income include the following:

Total Retail Electric revenues increased approximately \$51 million. The net increase is due to the rate increase authorized in Docket No. E002/GR-13-868 which was partially offset by lower fuel and CIP revenues compared to the 2014 fiscal year.

Other Operating Revenue decreased by approximately \$6 million. The decrease is associated with a decrease in Non-Asset and Asset Based energy sales of approximately \$73 million, (this reduction is caused by a change in the presentation in the 2016 test year which excludes Asset and Non Asset revenues on a gross level, the comparison period excluded only the margins). This decrease is being offset by increased projected billings to Northern States Power Company (Wisconsin) under the provisions of the Interchanges Agreement increased approximately \$34 million, net transmission related revenues are up approximately \$12 million, and net all other components of Other Revenues increased \$21 million.

Compared to the 2014 fiscal year, the cost of Fuel and Purchased Energy decreased by \$138 million. Approximately \$73 million of this decrease is associated with the removal of the fuel costs related to the Asset and Non-Asset activity presentation change discussed above. Changes in fuel and purchased power expense will be reflected by a corresponding change in retail revenues. The cost of Power Production decreased by \$16 million.

Excluding the cost of Fuel, Purchased Energy and Power Production, other operating expenses have a net decrease of approximately \$2 million in total. Transmission expenses increase by approximately \$25 million. Distribution



expenses increased by \$5 million. Customer Accounting remained flat, while Customer Service & Information decreased by \$31 million (approximately all of the decrease is attributed to a \$31 million decrease in CIP Program costs between the 2016 test year and the 2014 Actual Year). Sales and Administrative & General expenses both remained relatively flat between the two periods.

Depreciation expense is projected to decrease by \$182 million driven by increased plant in service as well as a decrease in the surplus depreciation reserve amortization in 2016 from the 2014 level under the Company's rate mitigation plan approved in the Docket E002/GR-13-868.

Amortizations increased approximately \$7 million between the two periods. This increase is driven by an increase in rider related revenues that are included in current revenues. An amortization expense is booked to offset the rider revenue in the respective comparison periods.

Taxes Other than Income Taxes increased \$29 million, driven exclusively by increased Property Taxes of \$29 million. Payroll & Other Taxes decreased by less than \$1 million between the two periods.

Current Federal and State Income Taxes decreased by approximately \$99 million. Bonus tax depreciation is the significant cause of the swing in income tax expense. Deferred Income Taxes increased approximately \$60 million mainly because of book to tax timing differences.

Allowance for Funds Used During Construction increased by approximately \$3 million.

The changes described above in aggregate account for the \$18 million increase in utility operating income for the proposed 2016 interim rate revenue requirement compared to the most recent fiscal year.

Northern States Power Company  
 Electric Utility - State of Minnesota  
 COMPARISON OF PROPOSED 2016 INTERIM RATES TO 2014 ACTUAL  
 SUMMARY OF REVENUE REQUIREMENTS  
 (\$000's)

Docket No. E002/GR-15-826  
 Schedule D  
 Part 3 of 3  
 Page 1 of 1

<u>Line No.</u>	<u>Description</u>	<u>Actual 2014 Adjusted (1) (A)</u>	<u>2016 Interim Rate Petition Present Rate (B)</u>	<u>Change (C) = (B) - (A)</u>
1	Average Rate Base	\$6,469,897	\$7,452,310	\$982,413
2	Required Rate of Return	7.52%	7.34%	-0.18%
3	Operating Income Requirement (Line 1 x Line2)	\$486,536	\$547,000	\$60,464
4	Operating Income Under Present Rates	\$432,581	\$451,040	\$18,459
5	Operating Income Deficiency (Line 3 - Line 4)	\$53,955	\$95,960	\$42,004
6	Gross Revenue Conversion Factor	1.70561	1.70561	1.70561
7	Revenue Deficiency (Line 5 x Line 6)	\$92,027	\$163,670	\$71,643

(1) Revenues and expenses for Transmission Cost Recovery (TCR) rider have been excluded.

Northern States Power Company  
Electric Utility - State of Minnesota  
2014 Actuals versus the 2014 Allowed Test Year  
**DETAILED RATE BASE COMPONENTS**  
(\$000's)

Docket No. E002/GR-15-826  
Schedule E  
Part 1 of 3  
Page 1 of 3

Line No.	Description	Actual 2014 Adjusted (1) (A)	General Rate Case Approved E002/GR-13-868 (2) (B)	Change (C) = (A) - (B)
	Electric Plant as Booked			
1	Production	\$7,811,440	\$7,949,364	(\$137,924)
2	Transmission	1,980,112	1,999,645	(19,533)
3	Distribution	3,041,307	3,019,969	21,338
4	General	561,189	499,761	61,428
5	Common	409,587	454,709	(45,123)
6	TOTAL Utility Plant in Service	\$13,803,634	\$13,923,449	(\$119,815)
	Reserve for Depreciation			
7	Production	\$4,414,973	\$4,453,024	(\$38,052)
8	Transmission	556,061	566,980	(10,919)
9	Distribution	1,188,543	1,184,480	4,063
10	General	174,666	179,709	(5,043)
11	Common	201,590	243,128	(41,538)
12	TOTAL Reserve for Depreciation	\$6,535,833	\$6,627,322	(\$91,489)
	Net Utility Plant in Service			
13	Production	\$3,396,467	\$3,496,340	(\$99,873)
14	Transmission	1,424,051	1,432,665	(8,614)
15	Distribution	1,852,764	1,835,489	17,275
16	General	386,523	320,052	66,471
17	Common	207,996	211,581	(3,585)
18	Net Utility Plant in Service	\$7,267,801	\$7,296,127	(\$28,326)
19	Utility Plant Held for Future Use	\$0	\$0	\$0
20	Construction Work in Progress	\$499,486	\$530,071	(\$30,585)
21	Less: Accumulated Deferred Income Taxes	\$1,580,818	\$1,603,976	(\$23,159)
22	Cash Working Capital	(\$80,446)	(\$71,639)	(\$8,807)
	Other Rate Base Items:			
23	Materials and Supplies	\$128,884	\$116,514	\$12,370
24	Fuel Inventory	63,676	74,663	(10,987)
25	Non-Plant Assets & Liabilities	3,558	(13,137)	16,695
26	Prepayments and other Working Capital	167,755	164,602	3,153
27	Total Other Rate Base Items	\$363,873	\$342,642	\$21,231
28	Total Average Rate Base	\$6,469,897	\$6,493,225	(\$23,328)

(1) Revenues and expenses for Transmission Cost Recovery (TCR) rider have been excluded.

(2) Commission approved levels for the 2014 Test Year of Docket E002/GR-13-868 only.

**COMPARISON OF 2014 ACTUALS TO THE MOST RECENT  
COMMISSION APPROVED RATE CASE 2014 TEST YEAR  
DETAILED RATE BASE COMPONENTS  
DESCRIPTION OF CHANGES**

The total average rate base from the most recent fiscal year ended 2014 was lower by \$23 million when compared to the 2014 Test Year for the Minnesota jurisdiction in Docket No. E002/GR-13-868.

The comparison of the 2014 Net Utility Plant in Service has the actuals under \$28 million, Construction work in Progress lower by approximately \$31 million, while Accumulated Deferred Income Taxes, which reduces Rate Base, deviated by \$23 million. The Cash Working Capital component of rate base which represents a reduction to rate base exceeded the balance approved in the 2014 Test Year by approximately \$9 million. Lastly, Other Rate Base Items also exceeded the level in the Test Year by \$21 million. The following deviation descriptions are based upon the comparative data provided in Schedule E, Part 1, page 1.

The net \$28 million difference in Net Utility Plant in Service is attributed to shortfalls in Net Production plant, Net Transmission plant and Net Common Plant of \$112 million. Those shortfalls were partially offset by increased investment in Net Distribution and Net General Plant assets of approximately 84 million.

Construction Work in Progress was lower than the approved level by approximately \$31 million.

Accumulated Deferred Income Taxes, a deduction from average Rate Base, was \$23 million under on an actual basis from the projected level in the test year. Accumulated Deferred Income Taxes are mainly caused by timing differences between book and tax depreciation on plant in service investment.

Cash Working Capital requirements, which reduces rate base, came in approximately \$9 million greater between the two periods lowering Rate Base by the equivalent amount.

The Other Rate Base category resulted in an increase to average Rate Base of \$21 million. Higher actual levels of Material and Supplies, Non-Plant and Prepayment and other working capital exceeded the decrease in Fuel Inventory resulting in an overall higher actual Other Rate Base compared to the projected 2014 test year.

The net effect of the lower Net Plant in Service of \$28 million, the approximate \$31 million lower CWIP, the \$23 million lower Accumulated Deferred Income Taxes, the higher Cash Working Capital rate base deduction of approximately \$9 million and the higher Other Rate Base Items of \$21 million accounts for the net \$23 million decrease in Total Average Rate Base between the two periods.

Northern States Power Company  
Electric Utility - State of Minnesota  
2014 Actuals versus the 2014 Allowed Test Year  
STATEMENT OF OPERATING INCOME  
(\$000's)

Docket No. E002/GR-15-826  
Schedule E  
Part 2 of 3  
Page 1 of 3

Line No.	Description	Actual 2014 Adjusted (1) (A)	General Rate Case Approved E002/GR-13-868 (2) (B)	Change (C) = (A) - (B)
<b>Operating Revenues</b>				
1	Retail	\$2,923,494	\$2,826,039	\$97,456
2	Interdepartmental	937	962	(25)
3	Other Operating	591,100	621,402	(30,302)
4	<b>Total Operating Revenues</b>	<b>\$3,515,532</b>	<b>\$3,448,403</b>	<b>\$67,129</b>
<b>Expenses</b>				
Operating Expenses:				
5	Fuel and Purchased Energy	\$1,139,367	\$1,086,327	\$53,040
6	Power Production	696,734	696,671	62
7	Transmission	180,415	191,916	(11,501)
8	Distribution	102,974	103,490	(516)
9	Customer Accounting	49,664	48,049	1,615
10	Customer Service & Information (3)	122,270	93,490	28,780
11	Sales, Econ Dvlp & Other	39	101	(62)
12	Administrative & General	206,850	190,741	16,109
13	<b>Total Operating Expenses</b>	<b>\$2,498,313</b>	<b>\$2,410,786</b>	<b>\$87,527</b>
14	Depreciation	\$269,372	\$273,046	(\$3,674)
15	Amortizations	\$26,506	\$31,300	(\$4,794)
Taxes:				
16	Property	\$149,092	\$151,266	(\$2,174)
17	Deferred Income Tax & ITC	103,224	161,953	(58,730)
18	Federal & State Income Tax	39,550	(18,550)	58,100
19	Payroll & Other	28,065	29,409	(1,344)
20	<b>Total Taxes</b>	<b>\$319,931</b>	<b>\$324,079</b>	<b>(\$4,148)</b>
21	<b>Total Expenses</b>	<b>\$3,114,121</b>	<b>\$3,039,210</b>	<b>\$74,911</b>
22	<b>Operating Income</b>	<b>\$401,410</b>	<b>\$409,193</b>	<b>(\$7,782)</b>
23	AFUDC	\$31,170	\$34,864	(\$3,694)
24	<b>Total Operating Income</b>	<b>\$432,581</b>	<b>\$444,056</b>	<b>(\$11,476)</b>

Note: Revenues reflect calendar month sales, and 2014 data is not weather normalized.

(1) Revenues and expenses for Transmission Cost Recovery (TCR) rider have been excluded.

(2) Commission approved levels for the 2014 Test Year of Docket E002/GR-13-868 only.

(3) Includes CIP/DSM Program Costs.

**COMPARISON OF THE 2014 ACTUALS TO THE MOST RECENT  
COMMISSION APPROVED RATE CASE  
STATEMENT OF OPERATING INCOME  
DESCRIPTION OF CHANGES**

Comparing the Company's total actual operating income for 2014, the most recent fiscal year, to the 2014 test year utility operating income approved by the Commission in Docket No. E002/GR-13-868, shows an decrease of \$11 million in 2014 actual to 2014 test year.

Major components of the change in utility operating income include the following:

Retail Electric Revenues increased by \$97 million. The increase is due to the interim rate increase authorized in Docket No. E002/GR-13-868 and higher fuel recovery revenues due to increased fuel expenses and higher CIP rider revenues which are offset by higher CIP expenses as discussed below.

Other Revenue decreased by \$30 million. The decrease in Other Revenue is due to decreased transmission services revenues of \$20 million, decreased revenues from billings to Northern States Power Company (Wisconsin) under the provisions of the Interchange Agreement for capacity, energy and transmission of \$6 million. Net other revenues were down \$4 million between the two periods.

Actual 2014 Fuel and Purchased Energy costs have increased by \$53 million over the 2014 test year approved in the last General Rate Order. Power Production costs were relatively flat between the two periods.

Other Operating Expenses increased by \$34 million. The changes that occurred in the various cost functions are: Transmission and Distributions expenses combined decreased approximately \$12 million, Customer Accounting expense experienced an increase of approximately \$2 million, Customer Services and Information increased approximately \$28 million driven by CIP expenses which accounted for the entire \$28 million decrease. CIP expense increases have a corresponding increase in CIP revenues and are earnings neutral. Administrative and General expense increased approximately of \$16 million.

Depreciation expense decreased by approximately \$4 million and Amortizations decreased by approximately \$5 million related to the various amortizations that expired in 2014.

Property Taxes decreased \$2 million between the two periods. Payroll and other taxes were down roughly \$1 million between the two periods.

The combination of Deferred Income Taxes and Current Income Taxes decreased approximately \$1 million.

Actual Allowance for Funds Used During Construction decreased approximately \$4 million compared to the 2014 test year.

The changes described above help to account for the \$11 million decrease in utility operating income between the two periods.



**Northern States Power Company  
Electric Utility - State of Minnesota  
2014 Actuals versus the 2014 Allowed Test Year  
SUMMARY OF REVENUE REQUIREMENTS  
(\$000's)**

**Docket No. E002/GR-15-826  
Schedule E  
Part 3 of 3  
Page 1 of 1**

<b>Line No.</b>	<b>Description</b>	<b>Actual 2014 Adjusted (1) (B)</b>	<b>General Rate Case Approved E002/GR-13-868 (2) (A)</b>	<b>Change (C) = (A) - (B)</b>
1	Average Rate Base	\$6,469,897	\$6,493,225	(\$23,328)
2	Required Rate of Return	7.52%	7.34%	-0.18%
3	Operating Income Requirement (Line 1 x Line2)	\$486,536	\$476,603	\$9,933
4	Operating Income Under Present Rates	\$432,581	\$444,056	(\$11,476)
5	Operating Income Deficiency (Line 3 - Line 4)	\$53,955	\$32,546	\$21,409
6	Gross Revenue Conversion Factor	1.70561	1.70561	1.70561
7	Revenue Deficiency (Line 5 x Line 6)	\$92,027	\$55,511	\$36,516

(1) Revenues and expenses for Transmission Cost Recovery (TCR) rider have been excluded.

(2) Commission approved levels for the 2014 Test Year of Docket E002/GR-13-868 only.

## **2017 INTERIM RATE PETITION SCHEDULES SUPPORTING SCHEDULES AND WORKPAPERS**

The Minnesota Public Utilities Commission (the “Commission”), in its Statement of Policy on Interim Rates, encourages any regulated company seeking interim rates to submit to the Commission an interim rate petition as part of its general rate case filing. The interim rate petition should include a cover letter and supporting schedules. The supporting schedules should include the following:

- 1) A schedule showing the interim rate of return calculation. This schedule should show the capital structure and rate of return calculation approved by the Commission in the most recent general rate case; the capital structure and rate of return calculation proposed for interim rates; and a description and corresponding dollar amount of any changes between the two capital structures.

***Note:***

Schedule C, Part 4 of 4 of this volume contains this information.

- 2) A schedule showing the interim operating income statement. This schedule should show the same operating income statement accounts as filed in the general rate case. Also, the schedule should include the operating income statement approved by the Commission in the most recent general rate case; the equivalent operating income statement corresponding with the most recent actual year for which audited data is available and corresponding with the same period in months as the test year, if the test year is a projected year; and the operating income statement proposed for interim rates. A description of all changes and corresponding dollar amounts between each of the operating income statements should be provided. Work papers should be provided which show how revenues, AFUDC, taxes, expenses, and other income statement components have been determined.

***Notes:***

Schedule C, Part 2 of 4 of this volume compares the operating income statement approved by the Commission in the most recent general rate case with the income statement for the proposed interim test year, including a description of all changes and corresponding dollar amounts.

Schedule D, part 2 of 3 of this volume compares the operating income statements for the most recent actual year, not adjusted for normal weather, for which audited data is available with the income statement for the test year, as adjusted, for interim rates, including a description of all changes and corresponding dollar amounts.

Schedule E, part 2 of 3 of this volume compares the operating income statement approved by the Commission in the most recent general rate case with the operating income statement for the most recent actual year, not adjusted for normal weather, for which audited data is available, including a description of all changes and corresponding dollar amounts.

Although the Commission's Statement of Policy does not require regulated companies to do so, Xcel Energy has included as Schedule B, Part 2 of 3 of this volume, a comparison of the operating income statement for this general rate case filing with the income statement for the proposed interim test year, including a description of all changes and corresponding dollar amounts.

Work papers for the above Interim Rate Petition Schedules are located in Volume 4B of this filing.

- 3) A schedule showing the interim proposed rate base. This schedule should show the same rate base accounts as filed in the general rate case. This schedule should include the average rate base approved by the Commission in the most recent general rate case; the equivalent average rate base corresponding with the most recent actual year for which audited data is available and corresponding with the same period in months as the test year, if the test year is a projected test year; and the average rate base proposed for interim rates. A description of all changes and corresponding dollar amounts between each of the rate bases should be provided. Work papers should be provided which show how the rate base components have been determined.

***Notes:***

Schedule C, Part 1 of 4 of this volume compares the average rate base approved by the Commission in the most recent general rate case with the average rate base proposed for interim rates, including a description of all changes and corresponding dollar amounts.

Schedule D, Part 1 of 3 of this volume compares the average rate base for the most recent actual year for which audited data is available with the average

rate base proposed for interim rates, including a description of all changes and corresponding dollar amounts.

Schedule E, Part 1 of 3 of this volume compares the average rate base approved by the Commission in the most recent general rate case with average rate base for the most recent actual year for which audited data is available, including a description of all changes and corresponding dollar amounts.

Although not required by the Commission's Policy Statement, Xcel Energy has included as Schedule B, Part 1 of 3 of this volume, a comparison of the average rate base for this general rate case filing with the average rate base for the proposed interim test year, including a description of all changes and corresponding dollar amounts.

Work papers for the above Interim Rate Petition Schedules are located in Volume 4B of this filing.

- 4) A schedule showing revenue deficiency calculations for each of the operating income statements and rate bases requested in (2) and (3) above. The revenue deficiency should be calculated for the actual data and the interim data using the rate of return calculated in (1) above.

***Notes:***

Schedule C, Part 3 of 4 of this volume shows the revenue deficiency calculations for the most recent general rate case and for the proposed interim rates.

Schedule D, Part 3 of 3 of this volume shows the revenue deficiency calculations for the most recent actual year for which audited data is available and for the proposed interim rates.

Schedule E, Part 3 of 3 of this volume shows the revenue deficiency calculations for the 2014 test year from Docket No. E002/GR-13-868 from most recent general rate case and the most recent actual year for which audited data is available.

Although not required by the Commission's Policy Statement, Xcel Energy has included as Schedule B, Part 3 of 3 of this volume, the revenue deficiency calculations for this general rate case filing and for the proposed interim rates.

Xcel Energy has included Schedule F to provide a comparison of the Detailed Rate Base Components, Statement of Operating Income, and Summary of Revenue Requirements between the 2016 and 2017 Interim Rate levels requested.

***Note on Rounding:***

The cost of service study on which these supporting schedules are based rounds numbers to the nearest thousand for display purposes. However, the subtotals and subsequent totals in the cost of service study are based on actual values resulting in occasional differences in the totals displayed and the sum of the line items. These supporting schedules were prepared using individual line items with subtotals and totals calculated on each schedule. This results in occasional differences between the subtotals and totals on the cost of service study and those on the supporting schedules.

## DEFINITIONS

The following definitions have been used in this filing:

### Proposed 2017 Interim Test Year

The proposed 2017 interim test year information is for the calendar year ending December 31, 2017 and includes the effect of rate making adjustments.

### General Rate Case Filing

The general rate case filing information represents the cost of service revenue requirement for the 2017 calendar year and includes the effects of rate making adjustments.

### Most Recent General Rate Case

This information represents the financial data for the calendar test year ending December 31, 2015, (the 2014 test year plus the 2015 Step) from Northern States Power Company's last Minnesota electric rate case (Docket No. E002/GR-13-868), as approved by the Commission.

### 2014 Test Year from Docket No. E002/GR-13-868

This information represents the 2014 only financial data for the calendar test year ending December 31, 2014, from Northern States Power Company's last Minnesota electric rate case (Docket No. E002/GR-13-868), as approved by the Commission

### Most Recent Actual Year

This information represents actual financial information for the calendar year ended December 31, 2014. The financial information is not adjusted to project results that may result under normal weather heating and cooling conditions.

Northern States Power Company  
 Electric Utility - State of Minnesota  
 2017 INTERIM RATE SCHEDULE TEST YEAR  
 SUMMARY OF REVENUE REQUIREMENTS  
 (\$000's)

Docket No. E002/GR-15-826  
 Schedule A  
 Part 1 of 3  
 Page 1 of 1

<u>Line No.</u>	<u>Description</u>	<u>2017 Interim Rate Petition Present Rates</u>
1	Average Rate Base	\$7,393,822
2	Operating Income	\$380,014
3	Allowance for funds used during construction	\$41,885
4	Total Available for Return	\$421,899
5	Overall Rate of Return (Line 4 / Line 1)	5.71%
6	Required Rate of Return	7.36%
7	Required Operating Income (Line 1 x Line 6)	\$544,185
8	Income Deficiency (Line 7 - Line 4)	\$122,286
9	Gross Revenue Conversion Factor	1.70561
10	Revenue Deficiency (Line 8 x Line 9)	\$208,572
11	Retail Related Revenues Under Present Rates	\$2,975,006
12	Percentage Increase Needed in Overall Revenue (Line 10 / Line 11)	7.01%

Northern States Power Company  
Electric Utility - State of Minnesota  
2017 INTERIM RATE SCHEDULE TEST YEAR  
STATEMENT OF OPERATING INCOME  
(\$000's)

Docket No. E002/GR-15-826  
Schedule A  
Part 2 of 3  
Page 1 of 1

Line No.	<u>Description</u>	<u>2017 Interim Rate Petition Present Rates</u>
<b><u>Operating Revenues</u></b>		
1	Retail	\$2,974,218
2	Interdepartmental	788
3	Other Operating	591,236
4	<b>Total Operating Revenues</b>	<u>\$3,566,242</u>
<b><u>Expenses</u></b>		
Operating Expenses:		
5	Fuel and Purchased Energy	\$1,001,096
6	Power Production	680,471
7	Transmission	205,186
8	Distribution	108,023
9	Customer Accounting	49,315
10	Customer Service & Information	91,110
11	Sales, Econ Dvlp & Other	69
12	Administrative & General	206,579
13	<b>Total Operating Expenses</b>	<u>\$2,341,850</u>
14	Depreciation	\$522,762
15	Amortizations	\$39,672
Taxes:		
16	Property	\$186,760
17	Deferred Income Tax & ITC	106,867
18	Federal & State Income Tax	(39,922)
19	Payroll & Other	28,238
20	<b>Total Taxes</b>	<u>\$281,944</u>
21	<b>Total Expenses</b>	\$3,186,227
22	<b>Operating Income</b>	380,014
23	Allowance for Funds Used During Construction	<u>\$41,885</u>
24	<b>Total Operating Income</b>	<u><u>\$421,899</u></u>

Note: Revenues reflect calender month sales.



**Northern States Power Company  
Electric Utility - State of Minnesota  
2017 INTERIM RATE SCHEDULE TEST YEAR  
DETAILED RATE BASE COMPONENTS  
(\$000's)**

**Docket No. E002/GR-15-826  
Schedule A  
Part 3 of 3  
Page 1 of 1**

<b>Line No.</b>	<b>Description</b>	<b>2017 Interim Rate Petition Present Rates</b>
	Electric Plant as Booked	
1	Production	\$9,459,568
2	Transmission	2,263,970
3	Distribution	3,391,796
4	General	777,297
5	Common	639,611
6	TOTAL Utility Plant in Service	<u>16,532,243</u>
	Reserve for Depreciation	
7	Production	\$5,293,163
8	Transmission	552,524
9	Distribution	1,277,293
10	General	328,863
11	Common	313,919
12	TOTAL Reserve for Depreciation	<u>7,765,762</u>
	Net Utility Plant in Service	
13	Production	\$4,166,405
14	Transmission	1,711,446
15	Distribution	2,114,503
16	General	448,435
17	Common	325,691
18	Net Utility Plant in Service	<u>8,766,481</u>
19	Utility Plant Held for Future Use	\$0
20	Construction Work in Progress	\$492,038
21	Less: Accumulated Deferred Income Taxes	\$2,078,830
22	Cash Working Capital	(\$104,395)
	Other Rate Base Items:	
23	Materials and Supplies	\$135,797
24	Fuel Inventory	73,476
25	Non-Plant Assets & Liabilities	(3,716)
26	Prepayments and Other Working Capital	<u>112,971</u>
27	Total Other Rate Base Items	318,529
28	Total Average Rate Base	<u><u>7,393,822</u></u>

Northern States Power Company  
Electric Utility - State of Minnesota  
**COMPARISON OF PROPOSED 2017 INTERIM RATES TO 2017 GENERAL RATES**  
**DETAILED RATE BASE COMPONENTS**  
(\$000's)

Docket No. E002/GR-15-826  
**Schedule B**  
Part 1 of 3  
Page 1 of 4

Line No.	Description	2017 General Rate Case Filing (A)	2017 Interim Rate Petition Present Rates (B)	Change (C) = (B) - (A)
	Electric Plant as Booked			
1	Production	\$9,476,488	\$9,459,568	(\$16,920)
2	Transmission	\$2,751,152	\$2,263,970	(\$487,182)
3	Distribution	\$3,391,796	\$3,391,796	\$0
4	General	\$777,297	\$777,297	\$0
5	Common	\$639,611	\$639,611	\$0
6	TOTAL Utility Plant in Service	<u>\$17,036,345</u>	<u>\$16,532,243</u>	<u>(\$504,102)</u>
	Reserve for Depreciation			
7	Production	\$5,309,141	\$5,293,163	(\$15,978)
8	Transmission	\$579,921	\$552,524	(\$27,397)
9	Distribution	\$1,277,293	\$1,277,293	\$0
10	General	\$328,863	\$328,863	\$0
11	Common	\$313,919	\$313,919	\$0
12	TOTAL Reserve for Depreciation	<u>\$7,809,137</u>	<u>\$7,765,762</u>	<u>(\$43,375)</u>
	Net Utility Plant in Service			
13	Production	\$4,167,348	\$4,166,405	(\$942)
14	Transmission	\$2,171,231	\$1,711,446	(\$459,785)
15	Distribution	\$2,114,503	\$2,114,503	\$0
16	General	\$448,435	\$448,435	\$0
17	Common	\$325,691	\$325,691	\$0
18	Net Utility Plant in Service	<u>\$9,227,208</u>	<u>\$8,766,481</u>	<u>(\$460,727)</u>
19	Utility Plant Held for Future Use	\$0	\$0	\$0
20	Construction Work in Progress	\$473,950	\$492,038	\$18,088
21	Less: Accumulated Deferred Income Taxes	\$2,174,961	\$2,078,830	(\$96,132)
22	Cash Working Capital	(\$111,884)	(\$104,395)	\$7,489
	Other Rate Base Items:			
23	Materials and Supplies	\$135,797	\$135,797	\$0
24	Fuel Inventory	\$73,476	\$73,476	\$0
25	Non-Plant Assets & Liabilities	\$5,666	(\$3,716)	(\$9,382)
26	Prepayments and Other Working Capital	<u>\$110,436</u>	<u>\$112,971</u>	<u>\$2,535</u>
27	Total Other Rate Base Items	\$325,376	\$318,529	(\$6,847)
28	Total Average Rate Base	<u><u>\$7,739,688</u></u>	<u><u>\$7,393,822</u></u>	<u><u>(\$345,865)</u></u>

**COMPARISON OF PROPOSED 2017 INTERIM RATES  
DETAILED RATE BASE COMPONENTS  
DESCRIPTION OF CHANGES**

A bridge schedule from the General Rate Petition rate base to the Interim Rate Petition rate base is provided on Schedule B, Part 1 of 3, Page 4 of 4.

Removal of 2017 Non-Plant Rate Base Escalation

The 2017 Plan Year filed in this proceeding included increases in certain non-plant related rate base components over the 2016 levels. This adjustment in the 2017 Interim Rate petition removes the changes in the non-plant rate base items back to the 2016 levels as the Company is only requesting increases in plant related capital and their associated costs.

Monticello Dry Fuel Storage Project.

The Monticello Dry Fuel Storage project was originally scheduled to go in service during the 2016 test year. The project in-service timing has subsequently been moved to 2018 at this time at this time. The interim rate revenue requirement is being adjusted to shift the 2017 costs originally associated with the projected 2016 in service in date back into construction work in process.

Northern States Power Company – Minnesota Remaining Life Study.

The Company is proposing to include in the general rate petition the rate base components that are associated with its 2015 Review of Remaining Lives Petition (Docket No. E,G002/D-15-46) filed on May 18, 2015. The Commission on October 22, 2015 approved this petition with certain adjustments as recommended by the Department of Commerce. The interim rate revenue requirement is being adjusted to incorporate the 2017 impacts of the final approved study levels for the rate base components.

Transmission Cost Recovery (TCR) Project Roll-In Removal.

The Company is proposing to include in the general rate petition the rate base components associated with certain transmission projects previously recovered through the TCR Rider. However, until the final determination is made in this proceeding, these projects will continue to be included in the TCR Rider. The interim rate revenue requirement is being adjusted to remove the rate base components associated with the roll in TCR projects to eliminate any potential double recovery.

Change in the Accumulated Deferred Income Tax (ADIT) Pro-Rate.

The Company has included the impacts on the change in the ADIT pro-rate calculation in determining the final revenue requirement. The Company has determined ADIT balances are required to be pro-rated in accordance with IRS Section 1.167(l)-(1)(h)(6) for forward looking test years, as such, an adjustment was included in the general rate petition. This interim rate base adjustment records the change in the ADIT pro-rate between the level calculated in determining the final revenue requirement and the interim cost of service.

Change in the Net Operating Loss Calculation.

The Company has included the impacts on the change in the Net Operating Loss (NOL) carried forward from prior years in determining the final revenue requirement. Because the Company has more tax deductions than it can utilize in 2016, the unused tax deductions need to be carried forward to a future period. The Company has determined the value of the NOL and made appropriate pro forma adjustments to both current and deferred tax items. This interim rate base adjustment records the change in the NOL between the level calculated in determining the final revenue requirement and the interim cost of service.

Cash Working Capital

The amount of the Cash Working Capital requirement increased for interim rates compared to the amount of Cash Working Capital included in the calculation of the final revenue requirement. The Cash Working Capital amount is determined by applying the various components of the lead/lag study to the test year revenue and expense amounts. Interim adjustments made to the income statement components produced a reduction in expense dollar leads (reducing the overall time period between incurring the expense and payment) thus increasing the overall Cash Working Capital requirement. This interim rate base adjustment records the change in Cash Working Capital between the level calculated in determining the final revenue requirement and the interim cost of service.

Line No.	Description	Interim Adjustments				Secondary Calculations			2017 Interim Rate Petition Present Rates (1)	
		2017 General Rate Case Filing (1)	Remove 2017 Escalation Rate Base	Monti Dry Cask to CWIP	MN Remaining Life Study Removal	TCR Roll-In Removal	ADIT Pro-Rate Adj	NOL Adj		Cash Working Capital
		(1)	(2)	(3)	(4)	(5)	(6)	(7)	(8)	(9)
1	Utility Plant in Service	\$17,036,345		(\$16,920)		(\$487,182)				\$16,532,243
2	Less: Reserve for Depreciation	\$7,809,137		(\$1,233)	(\$14,745)	(\$27,397)				\$7,765,762
3	Net Utility Plant in Service	\$9,227,208	\$0	(\$15,687)	\$14,745	(\$459,785)	\$0	\$0	\$0	\$8,766,481
4	Utility Plant Held for Future Use	\$0								\$0
5	Construction Work in Progress	\$473,950	\$0	\$18,121		(\$33)				\$492,038
6	Less: Accumulated Deferred Income Taxes	\$2,174,961	\$0	(\$6,213)	\$6,017	(\$92,407)	(\$63)	(\$3,466)		\$2,078,830
7	Cash Working Capital	(\$111,884)							\$7,489	(\$104,395)
Other Rate Base Items										
8	Materials and Supplies	\$135,797								\$135,797
9	Fuel Inventory	\$73,476								\$73,476
10	Non-Plant Assets & Liabilities	\$5,666	(\$9,382)							(\$3,716)
11	Prepayments and Other Working Capital	\$110,436	\$2,535							\$112,971
12	Total Other Rate Base Items	\$325,376	(\$6,847)	\$0	\$0	\$0	\$0	\$0	\$0	\$318,529
13	Total Average Rate Base	\$7,739,688	(\$6,847)	\$8,647	\$8,727	(\$367,411)	\$63	\$3,466	\$7,489	\$7,393,822

(1) Electric Utility - Minnesota Jurisdiction

Northern States Power Company  
Electric Utility - State of Minnesota  
**COMPARISON OF PROPOSED 2017 INTERIM RATES TO 2017 GENERAL RATES**  
**STATEMENT OF OPERATING INCOME**  
(\$000's)

Docket No. E002/GR-15-826  
**Schedule B**  
Part 2 of 3  
Page 1 of 5

Line No.	Description	2017 General Rate Case Filing (A)	2017 Interim Rate Petition Present Rate (B)	Change (C) = (B) - (A)
<b><u>Operating Revenues</u></b>				
1	Retail	\$3,031,800	\$2,974,218	(\$57,581)
2	Interdepartmental	808	788	(20)
3	Other Operating	597,164	591,236	(5,928)
4	<b>Total Operating Revenues</b>	<u>\$3,629,772</u>	<u>\$3,566,242</u>	<u>(\$63,530)</u>
<b><u>Expenses</u></b>				
Operating Expenses:				
5	Fuel and Purchased Power	\$1,001,136	\$1,001,096	(\$39)
6	Power Production	687,159	680,471	(6,688)
7	Transmission	209,793	205,186	(4,607)
8	Distribution	110,120	108,023	(2,097)
9	Customer Accounting	49,956	49,315	(641)
10	Customer Service & Information	91,125	91,110	(15)
11	Sales, Econ Dvlp & Other	70	69	(1)
12	Administrative & General	211,296	206,579	(4,717)
13	<b>Total Operating Expenses</b>	<u>\$2,360,654</u>	<u>\$2,341,850</u>	<u>(\$18,804)</u>
14	Depreciation	\$543,044	\$522,762	(\$20,282)
15	Amortization	\$39,585	\$39,672	\$86
Taxes:				
16	Property	\$195,116	\$186,760	(\$8,356)
17	Deferred Income Tax & ITC	118,701	106,867	(11,834)
18	Federal & State Income Tax	(51,514)	(39,922)	11,592
19	Payroll & Other	28,238	28,238	0
20	<b>Total Taxes</b>	<u>\$290,541</u>	<u>\$281,944</u>	<u>(\$8,598)</u>
21	<b>Total Expenses</b>	<u>\$3,233,825</u>	<u>\$3,186,227</u>	<u>(\$47,598)</u>
22	<b>Operating Income</b>	395,947	380,014	(\$15,932)
23	AFUDC	<u>\$40,683</u>	<u>\$41,885</u>	<u>\$1,202</u>
24	<b>Total Operating Income</b>	<u><u>\$436,630</u></u>	<u><u>\$421,899</u></u>	<u><u>(\$14,730)</u></u>

Note: Revenues reflect calendar month sales.

**COMPARISON OF PROPOSED 2017 INTERIM RATES  
STATEMENT OF OPERATING INCOME  
DESCRIPTION OF CHANGES**

Schedule B, Part 2 of 3, Pages 5 of 5, contains a bridge schedule itemizing the changes from General Rate Petition operating income statement to the Interim Rate Petition operating income statement. Nine adjustments have been made to bridge the General Petition operating income statement to the Proposed Interim operating income statement.

Removal of 2017 Escalated Operating Revenues and Expenses

The 2017 plan year includes forecasted or escalated changes in certain revenue and expense accounts in the income statement. For determination of interim rates for 2017, an adjustment has been made to remove these changes in cost so they remain at the 2016 levels. The Company is only requesting increases in plant related capital and their associated costs.

Monticello Dry Fuel Storage Project.

The Monticello Dry Fuel Storage project was originally scheduled to go in service during the 2016 test year. The project in-service timing has subsequently been moved to 2018 at this time. The interim rate revenue requirement and income statement cost components are being adjusted to reflect the 2017 income statement impact associated with this shift.

Northern States Power Company – Minnesota Remaining Life Study.

The Company is proposing to include in final rates the 2016 impact associated with its 2015 Review of Remaining Lives Petition (Docket No. E,G002/D-15-46) that was filed on May 18, 2015. The Commission on October 22, 2015 approved this petition with certain adjustments as recommended by the Department of Commerce. The interim rate revenue requirement is being adjusted to incorporate the 2017 test year impact of the final approved study levels.

Transmission Cost Recovery (TCR)Rider Project Roll-In Removal.

The Company is proposing to include in the final rates the cost components associated with certain transmission projects previously recovered through the TCR Rider. However, until the final determination is made in this proceeding, these projects will continue to be included in the TCR Rider for 2017. The interim rate revenue requirement is being adjusted to remove

these cost components associated with the roll in TCR projects to eliminate any potential double recovery.

#### Incremental Prairie Island Tribal Payments.

The Company is proposing to include in final rates the incremental costs associated with an amendment to the 2003 Settlement Agreement between the Company and the Prairie Island Indian Community. The Company is requesting approval of the updated agreement under Docket E002/M-15-922 that was filed on October 15, 2015. Since the approval of the agreement is still pending before the Commission, the interim rate revenue requirement has been adjusted to remove the incremental annual payment amount.

#### Change In Cost Of Capital

The final revenue requirement includes a higher cost of equity than the last approved cost of equity in Docket No. E002/GR-13-868. This interim rate adjustment is the change in the cost of capital that results from using the currently proposed capital structure with the last authorized return on equity.

#### Change in the Accumulated Deferred Income Tax (ADIT) Pro-Rate.

The Company has included the impacts on the change in the ADIT pro-rate calculation in determining the final revenue requirement. The Company has determined ADIT balances are required to be pro-rated in accordance with IRS Section 1.167(l)-(1)(h)(6) for forward looking test years, based on that determination, an adjustment was included in the general rate petition. This interim adjustment records the change in the revenue requirement and income statement cost components associated with the ADIT pro-rate between the level calculated in determining the final revenue requirement and the interim cost of service.

#### Change in the Net Operating Loss Calculation

The Company has included the impacts on the change in the Net Operating Loss (NOL) carried forward from prior years in the final revenue requirement. Because the Company has more tax deductions than it can utilize in 2016, the unused tax deductions need to be carried forward to a future period. The Company has determined the value of the NOL and made appropriate pro forma adjustments to both current and deferred tax items. This interim rate adjustment records the change in the NOL between the level calculated in the final revenue requirements and the interim cost of service.



Cash Working Capital Change

This adjustment calculates the income statement impact of the change in cash working capital between the level included in calculating the final revenue requirement and the interim rate revenue requirement.



Northern States Power Company  
 Electric Utility - State of Minnesota  
 COMPARISON OF PROPOSED 2017 INTERIM RATES TO 2017 GENERAL RATES  
 SUMMARY OF REVENUE REQUIREMENTS  
 (\$000's)

Docket No. E002/GR-15-826  
 Schedule B  
 Part 3 of 3  
 Page 1 of 1

<u>Line No.</u>	<u>Description</u>	<u>2017 General Rate Case Filing</u> (A)	<u>2017 Interim Rate Petition Present Rates</u> (B)	<u>Change</u> (C) = (B) - (A)
1	Average Rate Base	\$7,739,688	\$7,393,822.49	(\$345,865)
2	Required Rate of Return	7.51%	7.36%	-0.15%
3	Operating Income Requirement (Line 1 x Line2)	\$581,251	\$544,185	(\$37,065)
4	Operating Income Under Present Rates	\$436,630	\$421,899	(\$14,731)
5	Operating Income Deficiency (Line 3 - Line 4)	\$144,621	\$122,286	(\$22,335)
6	Gross Revenue Conversion Factor	1.70561	1.70561	1.70561
7	Revenue Deficiency (Line 5 x Line 6)	\$246,666	\$208,572	(\$38,094)

Northern States Power Company  
Electric Utility - State of Minnesota  
**COMPARISON OF PROPOSED 2017 INTERIM RATES TO PRESENT RATES**  
**DETAILED RATE BASE COMPONENTS**  
(\$000's)

Docket No. E002/GR-15-826  
Schedule C  
Part 1 of 4  
Page 1 of 3

Line No.	Description	Present Rates	2017 Interim	Change
		General Rate Case Approved E002/GR-13-868 (1)	Rate Petition Present Rates	
		(A)	(B)	(C) = (B) - (A)
	Electric Plant as Booked			
1	Production	\$8,463,834	\$9,459,568	\$995,734
2	Transmission	\$2,080,979	2,263,970	182,991
3	Distribution	\$3,029,265	3,391,796	362,531
4	General	\$503,226	777,297	274,071
5	Common	\$466,842	639,611	172,768
6	TOTAL Utility Plant in Service	\$14,544,147	\$16,532,243	1,988,096
	Reserve for Depreciation			
7	Production	\$4,492,896	\$5,293,163	\$800,267
8	Transmission	\$516,358	552,524	36,166
9	Distribution	\$1,105,553	1,277,293	171,741
10	General	\$178,301	328,863	150,562
11	Common	\$245,228	313,919	68,691
12	TOTAL Reserve for Depreciation	\$6,538,336	\$7,765,762	\$1,227,426
	Net Utility Plant in Service			
13	Production	\$3,970,938	\$4,166,405	\$195,467
14	Transmission	\$1,564,621	1,711,446	146,825
15	Distribution	\$1,923,713	2,114,503	190,790
16	General	\$324,925	448,435	123,510
17	Common	\$221,614	325,691	104,077
18	Net Utility Plant in Service	\$8,005,811	\$8,766,481	\$760,670
19	Utility Plant Held for Future Use	\$0	\$0	\$0
20	Construction Work in Progress	\$418,546	\$492,038	\$73,492
21	Less: Accumulated Deferred Income Taxes	\$1,702,954	\$2,078,830	\$375,876
22	Cash Working Capital	(\$75,756)	(\$104,395)	(\$28,639)
	Other Rate Base Items:			
23	Materials and Supplies	\$116,514	\$135,797	\$19,283
24	Fuel Inventory	\$74,663	73,476	(1,187)
25	Non-Plant Assets & Liabilities	(\$13,137)	(3,716)	9,421
26	Prepayments and Other Working Capital	\$164,602	112,971	(51,631)
27	Total Other Rate Base Items	\$342,642	\$318,529	(\$24,114)
28	Total Average Rate Base	\$6,988,289	\$7,393,822	\$405,533

(1) Commission approval of the 2014 Test Year with 2015 STEP from Docket E002/GR-13-868.

**COMPARISON OF PROPOSED 2017 INTERIM RATES TO THE MOST  
RECENT COMMISSION APPROVED GENERAL RATE CASE  
DETAILED RATE BASE COMPONENTS  
DESCRIPTION OF CHANGES**

Total Average Rate Base proposed by Xcel Energy for 2017 interim rates has increased approximately \$406 million, an increase of 5.8 percent over the final rate base level approved in Docket No. E002/GR-13-868.

Net Utility Plant in Service has increased approximately \$761 million. The primary driver of this growth has been the additional Company investments in the Production, Transmission and Distribution assets. Changes in these functional classes account for 70% of the Net Plant increase.

Net Production Plant has increased by \$195 million, an increase of 4.9 percent since the last approved rate case. The increase in the value of Net Transmission Plant is \$147 million (9.4 percent), and the value of Net Distribution Plant has increased by \$191 million (9.9 percent). Net General Plant increased \$124 million while the \$104 million increase in Net Common Plant accounts for the balance of the overall Net Plant increase.

Construction Work in Progress between the two periods has increased \$73 million as Company ongoing construction activity for production facilities exceeded the project completions in transmission, distribution and general functional classes between the periods.

Accumulated Deferred Income Taxes, a deduction from average Rate Base, increased by \$376 million. This increase is caused mainly by increased plant in service investment and the timing differences between book and tax depreciation on these investments.

Since the last General Rate Order, Cash Working Capital requirements have decreased by approximately \$29 million, having a similar effect on average Rate Base. The Company's 2017 average expense lead days increased to 55.66 from 50.45 in the last rate proceeding, meaning that the Company's cash outlay for paying expenses has been extended by an average of 5.21 days, partially offsetting the expense day increase was an increase in the average revenue lag days. Revenue lag increased to 41.58 in 2017 from 40.34 in the last rate case, meaning the Company's revenues are being collected on average 1.24 days slower in the interim

cost of service than in the last case. Cash Working Capital requirements are calculated by revenue collection (revenue lag) and expense payment (expense lead) principles established first by a Lead/Lag Study, and then applied to the projected Revenues and Operating Costs for the Test Year.

The Other Rate Base category resulted in a decrease to Average Rate Base of \$24 million. This decrease was driven by decreases in Prepayments and Other Working Capital of \$51 million primarily due to a significant increased customer deposits and declining balances for regulatory deferrals. Fuel Inventory decreased \$1 million. Partially offsetting those decreases were increases in Materials and Supplies of \$19 million and Non-Plant Assets and Liabilities of \$9 million.

In summary, the net effect of the increase in Net Plant in Service of approximately \$761 million, the increase in CWIP of \$73 million, the increase in Accumulated Deferred Income Taxes (a decrease to rate base) of \$376 million, the decrease in Cash Working Capital \$29 million, and the \$24 million decrease from Other Rate Base Items accounts for the approximate \$406 million increase in Total Average Rate Base for the proposed 2017 interim rate period.

Northern States Power Company  
Electric Utility - State of Minnesota  
**COMPARISON OF PROPOSED 2017 INTERIM RATES TO PRESENT RATES**  
**STATEMENT OF OPERATING INCOME**  
(\$000's)

Docket No. E002/GR-15-826  
Schedule C  
Part 2 of 4  
Page 1 of 3

Line No.	Description	Present Rates	2017 Interim	Change
		General Rate Case Approved E002/GR-13-868 (1)	Rate Petition Present Rates	
		(A)	(B)	(C) = (B) - (A)
<b>Operating Revenues</b>				
1	Retail	\$2,826,661	\$2,974,218	\$147,558
2	Interdepartmental	\$962	788	(175)
3	Other Operating	\$662,650	591,236	(71,414)
4	<b>Total Operating Revenues</b>	<b>\$3,490,273</b>	<b>\$3,566,242</b>	<b>\$75,969</b>
<b>Expenses</b>				
Operating Expenses:				
5	Fuel and Purchased Energy	\$1,086,327	\$1,001,096	(\$85,231)
6	Power Production	\$701,050	680,471	(20,579)
7	Transmission	\$191,916	205,186	13,270
8	Distribution	\$103,317	108,023	4,706
9	Customer Accounting	\$48,049	49,315	1,266
10	Customer Service & Information (2)	\$93,490	91,110	(2,380)
11	Sales, Econ Dvlp & Other	\$101	69	(32)
12	Administrative & General	\$190,741	206,579	15,838
13	<b>Total Operating Expenses</b>	<b>\$2,414,992</b>	<b>\$2,341,850</b>	<b>(\$73,141)</b>
14	Depreciation	\$347,345	\$522,762	\$175,417
15	Amortizations	\$31,300	\$39,672	\$8,372
Taxes:				
16	Property	\$155,282	\$186,760	\$31,478
17	Deferred Income Tax & ITC	\$173,216	106,867	(66,350)
18	Federal & State Income Tax	(\$57,400)	(39,922)	17,479
19	Payroll & Other	\$29,409	28,238	(1,171)
20	<b>Total Taxes</b>	<b>\$300,507</b>	<b>\$281,944</b>	<b>(\$18,563)</b>
21	<b>Total Expenses</b>	<b>\$3,094,143</b>	<b>\$3,186,227</b>	<b>\$92,084</b>
22	<b>Operating Income</b>	<b>\$396,130</b>	<b>\$380,014</b>	<b>(\$16,115)</b>
23	AFUDC	\$29,355	\$41,885	\$12,530
24	<b>Total Operating Income</b>	<b>\$425,484</b>	<b>\$421,899</b>	<b>(\$3,585)</b>

Notes: Revenues reflect calendar month sales.

(1) Commission approval of the 2014 Test Year with 2015 STEP from Docket E002/GR-13-868.

**COMPARISON OF PROPOSED 2017 INTERIM RATES TO THE MOST  
RECENT COMMISSION APPROVED GENERAL RATE CASE  
STATEMENT OF OPERATING INCOME  
DESCRIPTION OF CHANGES**

Comparing the Company's test year utility operating income approved by the Commission in Docket No. E002/GR-13-868 with the 2017 test year operating income proposed in the Company's interim rate petition shows a decrease in operating income of approximately \$4 million.

Major components of the change in utility operating income include the following:

Total Operating Revenues increased approximately \$76 million, which is the combination of increased Retail Electric revenues of \$147 million and decreased Other Revenues of \$71 million. The Retail revenue increase is the result of the new revenue level authorized in Docket No. E002/GR-13-868 in place during the 2017 interim test year.

Other Revenue decreased by \$71 million. This decrease was driven by a decrease of \$72 million Net Asset Based and Non-Asset Based energy trading activity (this reduction is caused by a change in the presentation in the 2016 test year which excludes Asset and Non Asset revenues on a gross level, the comparison period excluded only the margins), and a decrease in Transmission related services of approximately \$9 million. Offsetting these decreases was a net overall increase in all the other revenue components of approximately \$10 million.

Fuel and Purchased Energy costs have decreased by \$85 million compared to the last General Rate Order. Approximately \$72 million of this decrease is associated with the removal of the fuel costs related to the Asset and Non-Asset activity presentation change discussed above. Power Production operation costs have decreased by approximately \$21 million or -2.9% since the last approved level.

Other Operating Expenses increased by approximately \$33 million. The changes that occurred in the various cost functions are: Transmission expense, increased \$13 million; Distribution expense, increased approximately \$5 million; Customer Accounting, increased \$1 million; Customer Services and Information, decreased \$2 million and is due primarily to a \$1.7 million decreased in CIP program costs;



and finally, Administrative and General expense increased approximately \$16 million related principally to increased rents, employee pension and benefit costs and insurance.

Depreciation expense increased \$175 million, driven by higher annual depreciation across all functional classes.

Amortization costs in the Interim Rate Petition increased \$8 million compared with the Commission's Order in the last rate case. This change is driven by an increase in the RDF related rider revenues that are included in current revenues. An amortization expense is recorded in the test year to offset the rider revenue.

Property Taxes increased \$31 million because of higher assessments from the various taxing authorities and increased investment in plant in service that has occurred since the last electric rate case.

Deferred Income Taxes have decreased by \$66 million while Current Federal & State Income Taxes increased \$17 million. The effects of bonus tax depreciation in prior years are the significant cause of the swing in income tax expense.

Payroll and other taxes decreased \$1 million between the two periods.

Compared to the last electric general rate Order, Allowance for Funds Used During Construction increased approximately \$13 million.

Northern States Power Company  
 Electric Utility - State of Minnesota  
 COMPARISON OF PROPOSED 2017 INTERIM RATES TO PRESENT RATES  
 SUMMARY OF REVENUE REQUIREMENTS  
 (\$000's)

Docket No. E002/GR-15-826  
 Schedule C  
 Part 3 of 4  
 Page 1 of 1

Line No.	Description	Present Rates	2017 Interim	Change
		General Rate Case Approved E002/GR-13-868 (1)	Rate Petition Present Rates	
		(A)	(B)	(C) = (B) - (A)
1	Average Rate Base	\$6,988,289	\$7,393,822	\$405,533
2	Required Rate of Return	7.34% <sup>(2)</sup>	7.36%	0.02%
3	Operating Income Requirement (Line 1 x Line 2)	\$513,089	\$544,185	\$31,096
4	Operating Income Under Present Rates	\$425,484	\$421,899	(\$3,585)
5	Operating Income Deficiency (Line 3 - Line 4)	\$87,605	\$122,286	\$34,681
6	Gross Revenue Conversion Factor	1.70561	1.70561	1.70561
7	Revenue Deficiency (Line 5 x Line 6)	\$149,420	\$208,572	\$59,152

(1) Commission approval of the 2014 Test Year with 2015 STEP from Docket E002/GR-13-868.

(2) Derived Required Rate of Return for the Combined Commission Decision 2014 & 2015 STEP. (Col A Line 3 / Col A Line 1)

Line No.	Capitalization:	Amount (A)	Percent of Total Capitalization (B)	Cost of Capital (C)	Weighted Cost of Capital (D)
<b>I. Capital Structure and Rate of Return Calculation Approved by the Commission in the Most Recent General Rate Case (Docket E002/GR-13-868)</b>					
1	Long-Term Debt	\$4,209,484	45.61%	4.94%	2.25%
2	Short-Term Debt	\$174,310	1.89%	1.12%	0.02%
3	Long-Term and Short-Term Debt	\$4,383,794	47.50%		2.27%
4	Preferred Stock	\$0	0.00%	0.00%	0.00%
5	Net Common Equity	\$4,846,116	52.50%	9.72%	5.10%
6	Total Equity	\$4,846,116	52.50%		5.10%
7	Total Capitalization	\$9,229,910	100.00%		7.38%

<b>II. Capital Structure and Rate of Return Calculation for Proposed 2017 Interim Rates</b>					
8	Long-Term Debt	\$4,707,856	46.04%	4.81%	2.21%
9	Short-Term Debt	\$149,241	1.46%	3.57%	0.05%
10	Long-Term and Short-Term Debt	\$4,857,097	47.50%		2.26%
11	Preferred Stock	\$0	0.00%	0.00%	0.00%
12	Net Common Equity	\$5,367,564	52.50%	9.72%	5.10%
13	Total Equity	\$5,367,564	52.50%		5.10%
14	Total Capitalization	\$10,224,661	100.00%		7.36%

**III. Amount of Changes Between I and II**

	Amount		Change (C) = (B) - (A)
	Fiscal Year Most Recent General Rate Case Approved (A)	Proposed 2017 Interim Rate (B)	
Long-Term Debt	\$4,209,484	\$4,707,856	\$498,372
Short-Term Debt	\$174,310	\$149,241	(\$25,069)
Long-Term and Short-Term Debt	\$4,383,794	\$4,857,097	\$473,303
Preferred Stock	\$0	\$0	\$0
Net Common Equity	\$4,846,116	\$5,367,564	\$521,448
Total Equity	\$4,846,116	\$5,367,564	\$521,448
Total Capitalization	\$9,229,910	\$10,224,661	\$994,751

**COMPARISON OF PROPOSED 2017 INTERIM RATES TO MOST  
RECENT COMMISSION APPROVED GENERAL RATE CASE  
CAPITAL STRUCTURE AND RATE OF RETURN CALCULATIONS  
DESCRIPTION OF CHANGES**

The overall combined capitalization ratio (Debt and Equity) has remained constant between the periods. The short term/long term debt capitalization ratio has shifted increasing long-term while lowering the short-term percentage.

The Long-term Debt portion of the capital structure proposed for use in determining the 2017 interim rate revenue requirement increased by \$498 million, compared to the last electric general rate case filing in Docket No. E002/GR-13-868.

The Short-term Debt component proposed for use in the interim capital structure decreased \$25 million, compared to the last electric General Rate Order.

Overall, the weighted cost of debt (2.26% compared to 2.27%) used in the 2017 interim revenue requirement calculations decreased slightly between the two periods. The decrease in the weighted cost of Long term Debt (driven by a lower overall interest rate) was partially offset by an increase in the weighted cost of Short term Debt (which saw an increase in the rate).

Common Equity increased by approximately \$521 million primarily based on the projected increases in Retained Earnings.

The weighted cost of equity remained unchanged between the two periods.

Northern States Power Company  
Electric Utility - State of Minnesota  
**COMPARISON OF PROPOSED 2017 INTERIM RATES TO 2014 ACTUAL**  
**DETAILED RATE BASE COMPONENTS**  
(\$000's)

Docket No. E002/GR-15-826  
Schedule D  
Part 1 of 3  
Page 1 of 3

Line No.	Description	Actual 2014 Adjusted (1) (A)	2017 Interim Rate Petition Present Rates (B)	Change (C) = (B) - (A)
	Electric as Booked			
1	Production	\$7,811,440	\$9,459,568	\$1,648,128
2	Transmission	1,980,112	2,263,970	283,858
3	Distribution	3,041,307	3,391,796	350,490
4	General	561,189	777,297	216,108
5	Common	409,587	639,611	230,024
6	TOTAL Utility Plant in Service	13,803,634	\$16,532,243	\$2,728,609
	Reserve for Depreciation			
7	Production	\$4,414,973	\$5,293,163	\$878,190
8	Transmission	556,061	552,524	(3,537)
9	Distribution	1,188,543	1,277,293	88,750
10	General	174,666	328,863	154,197
11	Common	201,590	313,919	112,329
12	TOTAL Reserve for Depreciation	6,535,833	\$7,765,762	\$1,229,929
	Net Utility Plant in Service			
13	Production	\$3,396,467	\$4,166,405	\$769,938
14	Transmission	1,424,051	1,711,446	287,395
15	Distribution	1,852,764	2,114,503	261,740
16	General	386,523	448,435	61,912
17	Common	207,996	325,691	117,695
18	Net Utility Plant in Service	7,267,801	\$8,766,481	\$1,498,680
19	Utility Plant Held for Future Use	\$0	\$0	\$0
20	Construction Work in Progress	499,486	\$492,038	(\$7,448)
21	Less: Accumulated Deferred Income Taxes	1,580,818	\$2,078,830	\$498,012
22	Cash Working Capital	(80,446)	(\$104,395)	(\$23,949)
	Other Rate Base Items:			
23	Materials and Supplies	\$128,884	\$135,797	\$6,913
24	Fuel Inventory	\$63,676	73,476	9,800
25	Non-Plant Assets & Liabilities	\$3,558	(3,716)	(7,274)
26	Prepayments and Other Working Capital	\$167,755	112,971	(54,784)
27	Total Other Rate Base Items	\$363,873	\$318,529	(\$45,344)
28	Total Average Rate Base	\$6,469,897	\$7,393,822	\$923,926

(1) Revenues and expenses for Transmission Cost Recovery (TCR) rider have been excluded.

**COMPARISON OF PROPOSED 2017 INTERIM RATES TO  
2014 ACTUAL  
DETAILED RATE BASE COMPONENTS  
DESCRIPTION OF CHANGES**

Total Average Rate Base used to determine the interim rate revenue requirement increased by approximately \$924 million from 2014, the most recent actual fiscal year. The net increase is driven by increased Net Plant in Service which increased by approximately \$1,499 million, decreased Construction Work in Progress (“CWIP”) of \$7 million, increased Accumulated Deferred Income Taxes, (a reduction to Rate Base) of approximately \$498 million, a decrease to Cash Working Capital (which reduces rate base) of approximately \$24 million and lastly, a decreased in Other Rate Base of \$45 million.

The Net Plant in Service, based upon the comparative data provided in Schedule D, Part 1, page 1, identifies increased Net Production Plant of approximately \$770 million, Net Utility Transmission Plant increased by \$287 million, and Net Distribution Plant increased approximately \$262 million. These three components account for 88.0% of the \$1,499 Net Plant in Service increase.

The remainder of the change in Net Plant between the two periods is related to General and Common Plant. General Net Plant increased by approximately \$62 million and Common Net Plant, increased by approximately \$118 million.

Construction Work in Progress decreased approximately \$7 million due to completion of construction projects that have been placed into service.

Accumulated Deferred Income Taxes, a reduction of average rate base, increased by \$498 million. The change is caused in part by increased plant investment and accounting for tax/book timing differences.

Cash Working Capital decreased by approximately \$24 million compared to the most recent actual fiscal year, having a similar effect on average Rate Base. The Company’s 2017 average expense lead days increased to 55.66 from 51.41 in 2014, meaning that the Company’s cash outlay for paying expenses has been extended by an average of 4.25 days, partially offsetting the expense day increase was an increase in the average revenue lag days. Revenue lag increased to 41.58 in 2017 from 40.59 for 2014, meaning the Company’s revenues are being collected on

average just under one day slower in the interim cost of service than in the last case.

Other Rate Base Items resulted in a collective decrease in average rate base of approximately \$45 million. This decrease was driven by decreases in Prepayments and Other Working Capital of approximately \$55 million primarily due to a significant increased customer deposits and declining balances for regulatory deferrals. Non-Plant Assets and Liabilities decreased \$7 million. Partially offsetting those decreases were increases in Fuel Inventory which increased approximately \$10 million and an increase in Materials and Supplies of approximately \$7 million between the two periods.

In summary, the net effect of the increase in Net Plant in Service of approximately \$1,499 million, the decrease in CWIP, of \$7 million, the increase in Accumulated Deferred Income Taxes (a decrease to rate base), \$498 million, the decrease in Cash Working Capital of approximately \$24 million, and the \$45 million increase from Other Rate Base Items accounts for the approximate \$924 million overall increase in Total Average Rate Base used to determine the 2017 interim revenue requirement.

Northern States Power Company  
Electric Utility - State of Minnesota  
**COMPARISON OF PROPOSED 2017 INTERIM RATES TO 2014 ACTUAL  
STATEMENT OF OPERATING INCOME**  
(\$000's)

Docket No. E002/GR-15-826  
Schedule D  
Part 2 of 3  
Page 1 of 3

Line No.	Description	Actual 2014 Adjusted (1) (A)	2017 Interim Rate Petition Present Rates (B)	Change (C) = (B) - (A)
<b><u>Operating Revenues</u></b>				
1	Retail	\$2,923,494	\$2,974,218	\$50,724
2	Interdepartmental	\$937	\$788	(150)
3	Other Operating	591,100	591,236	136
4	<b>Total Operating Revenues</b>	<b>\$3,515,532</b>	<b>\$3,566,242</b>	<b>\$50,710</b>
<b><u>Expenses</u></b>				
Operating Expenses:				
5	Fuel and Purchased Energy	\$1,139,367	\$1,001,096	(\$138,271)
6	Power Production	696,734	680,471	(16,263)
7	Transmission	180,415	205,186	24,771
8	Distribution	102,974	108,023	5,049
9	Customer Accounting	49,664	49,315	(349)
10	Customer Service & Information	122,270	91,110	(31,160)
11	Sales, Econ Dvlp & Other	39	69	30
12	Administrative & General	206,850	206,579	(271)
13	<b>Total Operating Expenses</b>	<b>\$2,498,313</b>	<b>\$2,341,850</b>	<b>(\$156,462)</b>
14	Depreciation	\$269,372	\$522,762	\$253,390
15	Amortizations	\$26,506	\$39,672	\$13,166
Taxes:				
16	Property	\$149,092	\$186,760	\$37,668
17	Deferred Income Tax & ITC	103,224	106,867	3,643
18	Federal & State Income Tax	39,550	(39,922)	(79,472)
19	Payroll & Other	28,065	28,238	173
20	<b>Total Taxes</b>	<b>\$319,931</b>	<b>\$281,944</b>	<b>(\$37,987)</b>
21	<b>Total Expenses</b>	<b>\$3,114,121</b>	<b>\$3,186,227</b>	<b>\$72,106</b>
22	<b>Operating Income</b>	<b>\$401,410</b>	<b>\$380,014</b>	<b>(\$21,396)</b>
23	AFUDC	\$31,170	\$41,885	\$10,715
24	<b>Total Operating Income</b>	<b>\$432,581</b>	<b>\$421,899</b>	<b>(\$10,681)</b>

Note: Revenues reflect calendar month sales.

(1) Revenues and expenses for Transmission Cost Recovery (TCR) rider have been excluded.



**COMPARISON OF PROPOSED 2017 INTERIM RATES TO 2014  
ACTUAL  
STATEMENT OF OPERATING INCOME  
DESCRIPTION OF CHANGES**

Comparing the operating income used to determine 2017 interim rates to actual operating income from 2014, the most recent fiscal year, shows a decrease of approximately \$11 million.

Major components of the change in utility operating income include the following:

Total Retail Electric revenues increased approximately \$51 million. The net increase is due to the rate increase authorized in Docket No. E002/GR-13-868 which was partially offset by lower fuel and CIP revenues compared to the 2014 test year.

Other Operating Revenue remained nearly flat between the two periods. Decreases associated with a Non-Asset and Asset Based energy sales of approximately \$73 million (this reduction is caused by a change in the presentation in the 2016 test year which excludes Asset and Non Asset revenues on a gross level, the comparison period excluded only the margins) are being offset by increased projected billings to Northern States Power Company (Wisconsin) under the provisions of the Interchanges Agreement increased approximately \$46 million, net transmission related revenues are up approximately \$11 million, and net all other components of Other Revenues increased \$16 million.

Compared to the 2014 fiscal year, the cost of Fuel and Purchased Energy decreased by \$138 million. Approximately \$73 million of this decrease is associated with the removal of the fuel costs related to the Asset and Non-Asset activity presentation change discussed above. Changes in fuel and purchased power expense will be reflected by a corresponding change in retail revenues. The cost of Power Production decreased by \$16 million.

Excluding the cost of Fuel, Purchased Energy and Power Production, other operating expenses have a net decrease of approximately \$2 million in total. Transmission expenses increase by approximately \$25 million. Distribution expenses increased by \$5 million. Customer Accounting remained flat, while

Customer Service & Information decreased by \$31 million (approximately all of the decrease is attributed to a \$31 million decrease in CIP Program costs between the 2016 test year and the 2014 Actual Year). Sales and Administrative & General expenses both remained relatively flat between the two periods.

Depreciation expense is projected to decrease by \$253 million driven by increased plant in service as well as expiration of the surplus depreciation reserve amortization in 2017 from the 2014 level under the Company's rate mitigation plan approved in the Docket E002/GR-13-868.

Amortizations increased approximately \$13 million between the two periods. This increase is driven by an increase in rider related revenues that are included in current revenues. An amortization expense is booked to offset the rider revenue in the respective comparison periods.

Taxes Other than Income Taxes increased approximately \$38 million, driven exclusively by increased Property Taxes of \$38 million. Payroll & Other Taxes were basically flat between the two periods.

Current Federal and State Income Taxes decreased by approximately \$79 million. Bonus tax depreciation is the significant cause of the swing in income tax expense. Deferred Income Taxes increased approximately \$4 million mainly because of book to tax timing differences.

Allowance for Funds Used During Construction increased by approximately \$11 million.

The changes described above in aggregate account for the approximate \$11 million decrease in utility operating income for the proposed 2017 interim rate revenue requirement compared to the most recent fiscal year.

Northern States Power Company  
 Electric Utility - State of Minnesota  
 COMPARISON OF PROPOSED 2017 INTERIM RATES TO 2014 ACTUAL  
 SUMMARY OF REVENUE REQUIREMENTS  
 (\$000's)

Docket No. E002/GR-15-826  
 Schedule D  
 Part 3 of 3  
 Page 1 of 1

Line No.	Description	Actual 2014 Adjusted (1) (A)	2017 Interim Rate Petition Present Rates (B)	Change (C) = (B) - (A)
1	Average Rate Base	\$6,469,897	\$7,393,822	\$923,926
2	Required Rate of Return	7.52%	7.36%	-0.16%
3	Operating Income Requirement (Line 1 x Line2)	\$486,536	\$544,185	\$57,649
4	Operating Income Under Present Rates	\$432,581	\$421,899	(\$10,681)
5	Operating Income Deficiency (Line 3 - Line 4)	\$53,955	\$122,286	\$68,330
6	Gross Revenue Conversion Factor	1.70561	1.70561	1.70561
7	Revenue Deficiency (Line 5 x Line 6)	\$92,027	\$208,572	\$116,545

(1) Revenues and expenses for Transmission Cost Recovery (TCR) rider have been excluded.

Northern States Power Company  
Electric Utility - State of Minnesota  
2014 Actuals versus the 2014 Allowed Test Year  
**DETAILED RATE BASE COMPONENTS**  
(\$000's)

Docket No. E002/GR-15-826  
Schedule E  
Part 1 of 3  
Page 1 of 3

Line No.	Description	Actual	General Rate	Change
		2014 Adjusted (1)	Case Approved E002/GR-13-868 (2)	
		(A)	(B)	(C) = (A) - (B)
	Electric Plant as Booked			
1	Production	\$7,811,440	\$7,949,364	(\$137,924)
2	Transmission	1,980,112	1,999,645	(19,533)
3	Distribution	3,041,307	3,019,969	21,338
4	General	561,189	499,761	61,428
5	Common	409,587	454,709	(45,123)
6	TOTAL Utility Plant in Service	\$13,803,634	\$13,923,449	(\$119,815)
	Reserve for Depreciation			
7	Production	\$4,414,973	\$4,453,024	(\$38,052)
8	Transmission	556,061	566,980	(10,919)
9	Distribution	1,188,543	1,184,480	4,063
10	General	174,666	179,709	(5,043)
11	Common	201,590	243,128	(41,538)
12	TOTAL Reserve for Depreciation	\$6,535,833	\$6,627,322	(\$91,489)
	Net Utility Plant in Service			
13	Production	\$3,396,467	\$3,496,340	(\$99,873)
14	Transmission	1,424,051	1,432,665	(8,614)
15	Distribution	1,852,764	1,835,489	17,275
16	General	386,523	320,052	66,471
17	Common	207,996	211,581	(3,585)
18	Net Utility Plant in Service	\$7,267,801	\$7,296,127	(\$28,326)
19	Utility Plant Held for Future Use	\$0	\$0	\$0
20	Construction Work in Progress	\$499,486	\$530,071	(\$30,585)
21	Less: Accumulated Deferred Income Taxes	\$1,580,818	\$1,603,976	(\$23,159)
22	Cash Working Capital	(\$80,446)	(\$71,639)	(\$8,807)
	Other Rate Base Items:			
23	Materials and Supplies	\$128,884	\$116,514	\$12,370
24	Fuel Inventory	63,676	74,663	(10,987)
25	Non-Plant Assets & Liabilities	3,558	(13,137)	16,695
26	Prepayments and other Working Capital	167,755	164,602	3,153
27	Total Other Rate Base Items	\$363,873	\$342,642	\$21,231
28	Total Average Rate Base	\$6,469,897	\$6,493,225	(\$23,328)

(1) Revenues and expenses for Transmission Cost Recovery (TCR) rider have been excluded.

(2) Commission approved levels for the 2014 Test Year of Docket E002/GR-13-868 only.

**COMPARISON OF 2014 ACTUALS TO THE MOST RECENT  
COMMISSION APPROVED RATE CASE 2014 TEST YEAR  
DETAILED RATE BASE COMPONENTS  
DESCRIPTION OF CHANGES**

The total average rate base from the most recent fiscal year ended 2014 was lower by \$23 million when compared to the 2014 Test Year for the Minnesota jurisdiction in Docket No. E002/GR-13-868.

The comparison of the 2014 Net Utility Plant in Service has the actuals under \$28 million, Construction work in Progress lower by approximately \$31 million, while Accumulated Deferred Income Taxes, which reduces Rate Base, deviated by \$23 million. The Cash Working Capital component of rate base which represents a reduction to rate base exceeded the balance approved in the 2014 Test Year by approximately \$9 million. Lastly, Other Rate Base Items also exceeded the level in the Test Year by \$21 million. The following deviation descriptions are based upon the comparative data provided in Schedule E, Part 1, page 1.

The net \$28 million difference in Net Utility Plant in Service is attributed to shortfalls in Net Production plant, Net Transmission plant and Net Common Plant of \$112 million. Those shortfalls were partially offset by increased investment in Net Distribution and Net General Plant assets of approximately 84 million.

Construction Work in Progress was lower than the approved level by approximately \$31 million.

Accumulated Deferred Income Taxes, a deduction from average Rate Base, was \$23 million under on an actual basis from the projected level in the test year. Accumulated Deferred Income Taxes are mainly caused by timing differences between book and tax depreciation on plant in service investment.

Cash Working Capital requirements, which reduces rate base, came in approximately \$9 million greater between the two periods lowering Rate Base by the equivalent amount.

The Other Rate Base category resulted in an increase to average Rate Base of \$21 million. Higher actual levels of Material and Supplies, Non-Plant and Prepayment and other working capital exceeded the decrease in Fuel Inventory resulting in an overall higher actual Other Rate Base compared to the projected 2014 test year.

The net effect of the lower Net Plant in Service of \$28 million, the approximate \$31 million lower CWIP, the \$23 million lower Accumulated Deferred Income Taxes, the higher Cash Working Capital rate base deduction of approximately \$9 million and the higher Other Rate Base Items of \$21 million accounts for the net \$23 million decrease in Total Average Rate Base between the two periods.

Northern States Power Company  
Electric Utility - State of Minnesota  
2014 Actuals versus the 2014 Allowed Test Year  
**STATEMENT OF OPERATING INCOME**  
(\$000's)

Docket No. E002/GR-15-826  
Schedule E  
Part 2 of 3  
Page 1 of 3

Line No.	Description	Actual 2014 Adjusted (1) (A)	General Rate Case Approved E002/GR-13-868 (2) (B)	Change (C) = (A) - (B)
<b>Operating Revenues</b>				
1	Retail	\$2,923,494	\$2,826,039	\$97,456
2	Interdepartmental	937	962	(25)
3	Other Operating	591,100	621,402	(30,302)
4	<b>Total Operating Revenues</b>	<b>\$3,515,532</b>	<b>\$3,448,403</b>	<b>\$67,129</b>
<b>Expenses</b>				
Operating Expenses:				
5	Fuel and Purchased Energy	\$1,139,367	\$1,086,327	\$53,040
6	Power Production	696,734	696,671	62
7	Transmission	180,415	191,916	(11,501)
8	Distribution	102,974	103,490	(516)
9	Customer Accounting	49,664	48,049	1,615
10	Customer Service & Information (3)	122,270	93,490	28,780
11	Sales, Econ Dvlp & Other	39	101	(62)
12	Administrative & General	206,850	190,741	16,109
13	<b>Total Operating Expenses</b>	<b>\$2,498,313</b>	<b>\$2,410,786</b>	<b>\$87,527</b>
14	Depreciation	\$269,372	\$273,046	(\$3,674)
15	Amortizations	\$26,506	\$31,300	(\$4,794)
Taxes:				
16	Property	\$149,092	\$151,266	(\$2,174)
17	Deferred Income Tax & ITC	103,224	161,953	(58,730)
18	Federal & State Income Tax	39,550	(18,550)	58,100
19	Payroll & Other	28,065	29,409	(1,344)
20	<b>Total Taxes</b>	<b>\$319,931</b>	<b>\$324,079</b>	<b>(\$4,148)</b>
21	<b>Total Expenses</b>	<b>\$3,114,121</b>	<b>\$3,039,210</b>	<b>\$74,911</b>
22	<b>Operating Income</b>	<b>\$401,410</b>	<b>\$409,193</b>	<b>(\$7,782)</b>
23	AFUDC	\$31,170	\$34,864	(\$3,694)
24	<b>Total Operating Income</b>	<b>\$432,581</b>	<b>\$444,056</b>	<b>(\$11,476)</b>

Note: Revenues reflect calendar month sales, and 2014 data is not weather normalized.

(1) Revenues and expenses for Transmission Cost Recovery (TCR) rider have been excluded.

(2) Commission approved levels for the 2014 Test Year of Docket E002/GR-13-868 only.

(3) Includes CIP/DSM Program Costs.

**COMPARISON OF THE 2014 ACTUALS TO THE MOST RECENT  
COMMISSION APPROVED RATE CASE  
STATEMENT OF OPERATING INCOME  
DESCRIPTION OF CHANGES**

Comparing the Company's total actual operating income for 2014, the most recent fiscal year, to the 2014 test year utility operating income approved by the Commission in Docket No. E002/GR-13-868, shows an decrease of \$11 million in 2014 actual to 2014 test year.

Major components of the change in utility operating income include the following:

Retail Electric Revenues increased by \$97 million. The increase is due to the interim rate increase authorized in Docket No. E002/GR-13-868 and higher fuel recovery revenues due to increased fuel expenses and higher CIP rider revenues which are offset by higher CIP expenses as discussed below.

Other Revenue decreased by \$30 million. The decrease in Other Revenue is due to decreased transmission services revenues of \$20 million, decreased revenues from billings to Northern States Power Company (Wisconsin) under the provisions of the Interchange Agreement for capacity, energy and transmission of \$6 million. Net other revenues were down \$4 million between the two periods.

Actual 2014 Fuel and Purchased Energy costs have increased by \$53 million over the 2014 test year approved in the last General Rate Order. Power Production costs were relatively flat between the two periods.

Other Operating Expenses increased by \$34 million. The changes that occurred in the various cost functions are: Transmission and Distributions expenses combined decreased approximately \$12 million, Customer Accounting expense experienced an increase of approximately \$2 million, Customer Services and Information increased approximately \$28 million driven by CIP expenses which accounted for the entire \$28 million decrease. CIP expense increases have a corresponding increase in CIP revenues and are earnings neutral. Administrative and General expense increased approximately of \$16 million.



Depreciation expense decreased by approximately \$4 million and Amortizations decreased by approximately \$5 million related to the various amortizations that expired in 2014.

Property Taxes decreased \$2 million between the two periods. Payroll and other taxes were down roughly \$1 million between the two periods.

The combination of Deferred Income Taxes and Current Income Taxes decreased approximately \$1 million.

Actual Allowance for Funds Used During Construction decreased approximately \$4 million compared to the 2014 test year.

The changes described above help to account for the \$11 million decrease in utility operating income between the two periods.

**Northern States Power Company**  
**Electric Utility - State of Minnesota**  
**2014 Actuals versus the 2014 Allowed Test Year**  
**SUMMARY OF REVENUE REQUIREMENTS**  
**(\$000's)**

**Docket No. E002/GR-15-826**  
**Schedule E**  
**Part 3 of 3**  
**Page 1 of 1**

<b>Line No.</b>	<b>Description</b>	<b>Actual 2014 Adjusted (1) (B)</b>	<b>General Rate Case Approved E002/GR-13-868 (2) (A)</b>	<b>Change (C) = (A) - (B)</b>
1	Average Rate Base	\$6,469,897	\$6,493,225	(\$23,328)
2	Required Rate of Return	7.52%	7.34%	-0.18%
3	Operating Income Requirement (Line 1 x Line2)	\$486,536	\$476,603	\$9,933
4	Operating Income Under Present Rates	\$432,581	\$444,056	(\$11,476)
5	Operating Income Deficiency (Line 3 - Line 4)	\$53,955	\$32,546	\$21,409
6	Gross Revenue Conversion Factor	1.70561	1.70561	1.70561
7	Revenue Deficiency (Line 5 x Line 6)	\$92,027	\$55,511	\$36,516

(1) Revenues and expenses for Transmission Cost Recovery (TCR) rider have been excluded.

(2) Commission approved levels for the 2014 Test Year of Docket E002/GR-13-868 only.

Northern States Power Company, a Minnesota corporation  
Electric Utility - State of Minnesota  
**COMPARISON OF PROPOSED 2017 INTERIM RATES TO 2016 INTERIM RATES**  
**DETAILED RATE BASE COMPONENTS**  
(\$000's)

Docket No. E002/GR-15-826  
Schedule F  
Part 1 of 3  
Page 1 of 1

<u>Line No.</u>	<u>Description</u>	<u>2017 Interim Rate Petition Present Rate</u> (A)	<u>2016 Interim Rate Petition Present Rate</u> (B)	<u>Change</u> (C) = (A) - (B)
	Electric Plant as Booked			
1	Production	\$9,459,568	\$9,184,322	\$275,246
2	Transmission	2,263,970	2,204,749	59,221
3	Distribution	3,391,796	3,272,959	118,837
4	General	777,297	727,748	49,549
5	Common	639,611	540,996	98,614
6	TOTAL Utility Plant in Service	<u>\$16,532,243</u>	<u>\$15,930,775</u>	<u>\$601,467</u>
	Reserve for Depreciation			
7	Production	\$5,293,163	\$4,942,376	\$350,787
8	Transmission	552,524	533,109	19,415
9	Distribution	1,277,293	1,232,993	44,300
10	General	328,863	267,760	61,103
11	Common	313,919	268,091	45,828
12	TOTAL Reserve for Depreciation	<u>\$7,765,762</u>	<u>\$7,244,329</u>	<u>\$521,433</u>
	Net Utility Plant in Service			
13	Production	\$4,166,405	\$4,241,946	(\$75,541)
14	Transmission	1,711,446	1,671,640	39,806
15	Distribution	2,114,503	2,039,966	74,538
16	General	448,435	459,988	(11,554)
17	Common	325,691	272,905	52,786
18	Net Utility Plant in Service	<u>\$8,766,481</u>	<u>\$8,686,446</u>	<u>\$80,035</u>
19	Utility Plant Held for Future Use	\$0	\$0	\$0
20	Construction Work in Progress	\$492,038	\$453,047	\$38,991
21	Less: Accumulated Deferred Income Taxes	\$2,078,830	\$1,908,420	\$170,410
22	Cash Working Capital	(\$104,395)	(\$100,678)	(\$3,716)
	Other Rate Base Items:			
23	Materials and Supplies	\$135,797	\$135,797	\$0
24	Fuel Inventory	73,476	73,476	0
25	Non-Plant Assets & Liabilities	(3,716)	(3,716)	0
26	Prepayments and other Working Capital	112,971	116,359	(3,387)
27	Total Other Rate Base Items	<u>\$318,529</u>	<u>\$321,916</u>	<u>(\$3,387)</u>
28	Total Average Rate Base	<u><u>\$7,393,822</u></u>	<u><u>\$7,452,310</u></u>	<u><u>(\$58,488)</u></u>

Northern States Power Company, a Minnesota corporation  
Electric Utility - State of Minnesota  
**COMPARISON OF PROPOSED 2017 INTERIM RATES TO 2016 INTERIM RATES**  
**STATEMENT OF OPERATING INCOME**  
(\$000's)

Docket No. E002/GR-15-826  
Schedule F  
Part 2 of 3  
Page 1 of 1

Line No.	Description	2017 Interim Rate Petition Present Rate (A)	2016 Interim Rate Petition Present Rate (B)	Change (C) = (A) - (B)
<b><u>Operating Revenues</u></b>				
1	Retail	\$2,974,218	\$2,974,218	\$0
2	Interdepartmental	788	788	0
3	Other Operating	591,236	585,315	(5,920)
4	<b>Total Operating Revenues</b>	<u>\$3,566,242</u>	<u>\$3,560,322</u>	<u>(\$5,920)</u>
<b><u>Expenses</u></b>				
Operating Expenses:				
5	Fuel and Purchased Energy	\$1,001,096	\$1,001,096	\$0
6	Power Production	680,471	680,471	0
7	Transmission	205,186	205,186	0
8	Distribution	108,023	108,023	0
9	Customer Accounting	49,315	49,315	0
10	Customer Service & Information	91,110	91,110	0
11	Administrative & General	69	69	0
12	Sales, Econ Dvlp & Other	206,579	206,579	0
13	<b>Total Operating Expenses</b>	<u>\$2,341,850</u>	<u>\$2,341,850</u>	<u>\$0</u>
14	Depreciation	\$522,762	\$451,676	(\$71,086)
15	Amortizations	\$39,672	\$39,672	\$0
Taxes:				
16	Property	\$186,760	\$178,439	(\$8,321)
17	Deferred Income Tax & ITC	106,867	163,422	56,556
18	Federal & State Income Tax	(39,922)	(59,443)	(19,522)
19	Payroll & Other	28,238	27,550	(688)
20	<b>Total Taxes</b>	<u>\$281,944</u>	<u>\$309,968</u>	<u>\$28,024</u>
21	<b>Total Expenses</b>	\$3,186,227	\$3,143,166	(\$43,062)
22	<b>Operating Income</b>	\$380,014	\$417,156	\$37,142
23	AFUDC	\$41,885	\$33,884	(\$8,001)
24	<b>Total Operating Income</b>	<u><u>\$421,899</u></u>	<u><u>\$451,040</u></u>	<u><u>\$29,140</u></u>

Northern States Power Company, a Minnesota corporation  
 Electric Utility - State of Minnesota  
**COMPARISON OF PROPOSED 2017 INTERIM RATES TO 2016 INTERIM RATES**  
**SUMMARY OF REVENUE REQUIREMENTS**  
 (\$000's)

Docket No. E002/GR-15-826  
 Schedule F  
 Part 3 of 3  
 Page 1 of 1

<u>Line No.</u>	<u>Description</u>	<u>2017 Interim Rate Petition Present Rate (A)</u>	<u>2016 Interim Rate Petition Present Rate (B)</u>	<u>Change (C) = (A) - (B)</u>
1	Average Rate Base	\$7,393,822	\$7,452,310	\$58,488
2	Required Rate of Return	7.36%	7.34%	-0.02%
3	Operating Income Requirement (Line 1 x Line2)	\$544,185	\$547,000	\$2,814
4	Operating Income Under Present Rates	\$421,899	\$451,040	\$29,140
5	Operating Income Deficiency (Line 3 - Line 4)	\$122,286	\$95,960	(\$26,326)
6	Gross Revenue Conversion Factor	1.70561	1.70561	1.70561
7	Revenue Deficiency (Line 5 x Line 6)	\$208,572	\$163,670	(\$44,902)
8	Retail Related Revenues Under Present Rates	\$2,975,006	\$2,975,006	\$0
9	Percentage Increase Needed in Overall Revenue (Line 10 / Line 11)	7.01%	5.50%	1.51%



Retail Revenues <sup>(1)</sup>	\$ 3,033,285
Interdepartmental Revenues <sup>(2)</sup>	\$ 809
Retail Related Revenues <sup>(3)</sup>	\$ 3,034,093
less TCR Rider <sup>(4)</sup>	\$ (59,087)
Interim Retail Related Revenues <sup>(5)</sup>	\$ 2,975,006
less CIP Rider Surcharge Adjustment <sup>(4)</sup>	\$ (202)
less RDF Rider <sup>(4)</sup>	\$ (35,085)
Revenue Net of All Rider Adjustments	\$ 2,939,720
less Fuel Cost Revenues	\$ (829,073)
Total Base Rate Revenues for Interim	\$ 2,110,646
Interim Revenue Deficiency <sup>(6)</sup>	\$ 163,670
Total Interim Retail Related Revenue % Increase	5.50%
Total Interim Base Revenue % Increase	7.75%

(1) Interim Schedule B, Part 2 of 3, Page 4 of 4, Line 1, Column 1

(2) Interim Schedule B, Part 2 of 3, Page 4 of 4, Line 2, Column 1

(3) Interim Schedule A, Part 1 of 3, Page 1 of 1, Line 11

(4) Rider Revenues included in Present Revenues

(5) Interim Schedule B, Part 2 of 3, Page 4 of 4, Lines 1 + 2, Column 10

(6) Interim Schedule A, Part 1 of 3, Page 1 of 1, Line 10

Retail Revenues <sup>(1)</sup>	\$ 3,031,800
Interdepartmental Revenues <sup>(2)</sup>	\$ 808
Retail Related Revenues <sup>(3)</sup>	\$ 3,032,608
less TCR Rider <sup>(4)</sup>	\$ (57,602)
Interim Retail Related Revenues <sup>(5)</sup>	\$ 2,975,006
less CIP Rider Surcharge Adjustment <sup>(4)</sup>	\$ (202)
less RDF Rider <sup>(4)</sup>	\$ (35,085)
Revenue Net of All Rider Adjustments	\$ 2,939,720
less Fuel Cost Revenues	\$ (829,073)
Total Base Rate Revenues for Interim	\$ 2,110,646
Interim Revenue Deficiency <sup>(6)</sup>	\$ 208,572
Total Interim Retail Related Revenue % Increase	7.01%
Total Interim Base Revenue % Increase	9.88%

(1) Interim Schedule B, Part 2 of 3, Page 5 of 5, Line 1, Column 1

(2) Interim Schedule B, Part 2 of 3, Page 4 of 4, Line 2, Column 1

(3) Interim Schedule A, Part 1 of 3, Page 1 of 1, Line 11

(4) Rider Revenues included in Present Revenues

(5) Interim Schedule B, Part 2 of 3, Page 4 of 4, Lines 1 + 2, Column 10

(6) Interim Schedule A, Part 1 of 3, Page 1 of 1, Line 10



**Interim Rate Adj. 7.75%**

**SALES AND REVENUE BY RATE SCHEDULE**

Service Schedule	Average Customers	MWH Sales			Revenues (\$1,000's)							
		Summer	Winter	Annual	Summer		Winter		Annual		Increase	
					Present	Interim	Present	Interim	Present	Interim	Amount	Percent
<b>Residential</b>												
Residential	1,127,454	3,178,049	5,334,776	8,512,825	312,077	336,263	500,026	538,778	812,103	875,041	62,938	7.75%
Residential TOD	436	1,517	3,755	5,272	156	168	292	314	448	483	35	7.75%
Load Management	3,420	5,873	34,624	40,497	347	374	1,596	1,720	1,943	2,094	151	7.75%
<b>Res Total</b>	<b>1,131,309</b>	<b>3,185,439</b>	<b>5,373,156</b>	<b>8,558,594</b>	<b>312,580</b>	<b>336,805</b>	<b>501,914</b>	<b>540,812</b>	<b>814,494</b>	<b>877,617</b>	<b>63,123</b>	<b>7.75%</b>
<b>C&amp;I - Non-Demand</b>												
Small General	74,883	276,570	551,107	827,676	26,736	28,808	47,372	51,043	74,108	79,852	5,743	7.75%
Small General TOD	10,810	29,033	61,806	90,839	2,495	2,689	4,672	5,034	7,167	7,723	555	7.75%
Load Management	192	804	3,861	4,666	51	55	174	187	225	242	17	7.75%
<b>C&amp;I N-D Total</b>	<b>85,885</b>	<b>306,407</b>	<b>616,774</b>	<b>923,181</b>	<b>29,282</b>	<b>31,552</b>	<b>52,218</b>	<b>56,265</b>	<b>81,500</b>	<b>87,817</b>	<b>6,316</b>	<b>7.75%</b>
<b>C&amp;I - Demand</b>												
General	40,037	2,942,238	5,232,208	8,174,446	221,852	239,046	328,645	354,115	550,498	593,161	42,664	7.75%
General TOD	4,054	2,966,679	5,236,980	8,203,660	163,872	176,573	241,279	259,978	405,151	436,550	31,399	7.75%
Light Rail	16	6,840	14,016	20,856	432	466	789	851	1,222	1,316	95	7.75%
Peak-Controlled	1,587	432,751	834,922	1,267,673	29,027	31,277	50,449	54,359	79,476	85,636	6,159	7.75%
Peak-Controlled TO	402	976,505	1,829,276	2,805,781	49,550	53,390	83,127	89,570	132,678	142,960	10,283	7.75%
Energy-Controlled	17	160,727	296,779	457,506	5,395	5,813	10,092	10,874	15,487	16,687	1,200	7.75%
Real Time Pricing	2	7,030	13,697	20,727	262	282	514	553	776	836	60	7.75%
<b>C&amp;I Dmd Total</b>	<b>46,116</b>	<b>7,492,770</b>	<b>13,457,879</b>	<b>20,950,649</b>	<b>470,391</b>	<b>506,847</b>	<b>714,895</b>	<b>770,300</b>	<b>1,185,287</b>	<b>1,277,146</b>	<b>91,860</b>	<b>7.75%</b>
<b>C&amp;I Total</b>	<b>132,000</b>	<b>7,799,177</b>	<b>14,074,653</b>	<b>21,873,830</b>	<b>499,674</b>	<b>538,398</b>	<b>767,113</b>	<b>826,565</b>	<b>1,266,787</b>	<b>1,364,963</b>	<b>98,176</b>	<b>7.75%</b>
<b>Public Authorities</b>												
Small Mun Pumping	987	2,775	5,015	7,790	286	308	457	493	743	801	58	7.75%
Municipal Pumping	1,087	26,360	36,556	62,916	2,379	2,564	2,891	3,115	5,270	5,678	408	7.75%
Siren Service	0	0	0	0	12	13	23	25	35	38	3	7.75%
<b>PA Total</b>	<b>2,073</b>	<b>29,135</b>	<b>41,571</b>	<b>70,706</b>	<b>2,677</b>	<b>2,884</b>	<b>3,371</b>	<b>3,632</b>	<b>6,048</b>	<b>6,517</b>	<b>469</b>	<b>7.75%</b>
<b>Lighting</b>												
System Service	0	17,292	47,190	64,482	5,076	5,469	10,151	10,938	15,227	16,407	1,180	7.75%
Energy	0	9,117	24,880	33,996	588	634	1,177	1,268	1,765	1,902	137	7.75%
Metered Energy	2,249	12,957	35,361	48,318	613	661	1,642	1,769	2,255	2,430	175	7.75%
Protective Lighting	0	8,215	22,610	30,826	1,181	1,272	2,362	2,545	3,542	3,817	275	7.75%
<b>Lighting Total</b>	<b>2,249</b>	<b>47,581</b>	<b>130,040</b>	<b>177,621</b>	<b>7,458</b>	<b>8,036</b>	<b>15,332</b>	<b>16,520</b>	<b>22,790</b>	<b>24,556</b>	<b>1,766</b>	<b>7.75%</b>
<b>Total Retail</b>	<b>1,267,632</b>	<b>11,061,332</b>	<b>19,619,420</b>	<b>30,680,751</b>	<b>822,389</b>	<b>886,124</b>	<b>1,287,730</b>	<b>1,387,529</b>	<b>2,110,119</b>	<b>2,273,653</b>	<b>163,534</b>	<b>7.75%</b>
Other Rev Increase					0	0	0	0	0	0	0	
Interdept. Increase					0	18	0	23	0	41	41	
<b>Total Revenue</b>	<b>1,267,632</b>	<b>11,061,332</b>	<b>19,619,420</b>	<b>30,680,751</b>	<b>822,389</b>	<b>886,142</b>	<b>1,287,730</b>	<b>1,387,552</b>	<b>2,110,119</b>	<b>2,273,694</b>	<b>163,575</b>	<b>7.75%</b>
Interdepartmental	13	4,087	5,148	9,235	233	233	294	294	527	527	0	0.00%
<b>Retail Related Rev</b>	<b>1,267,645</b>	<b>11,065,418</b>	<b>19,624,567</b>	<b>30,689,986</b>	<b>822,622</b>	<b>886,375</b>	<b>1,288,024</b>	<b>1,387,846</b>	<b>2,110,646</b>	<b>2,274,221</b>	<b>163,575</b>	<b>7.75%</b>

Total Increase Target and Rounding Difference:

163,670 -95

Interim Rate Adj. 9.88%

**SALES AND REVENUE BY RATE SCHEDULE**

Service Schedule	Average Customers	MWH Sales			Revenues (\$1,000's)							
		Summer	Winter	Annual	Summer		Winter		Annual		Increase	
					Present	Interim	Present	Interim	Present	Interim	Amount	Percent
<b>Residential</b>												
Residential	1,127,454	3,178,049	5,334,776	8,512,825	312,077	342,910	500,026	549,429	812,103	892,339	80,236	9.88%
Residential TOD	436	1,517	3,755	5,272	156	172	292	320	448	492	44	9.88%
Load Management	3,420	5,873	34,624	40,497	347	381	1,596	1,754	1,943	2,135	192	9.88%
<b>Res Total</b>	<b>1,131,309</b>	<b>3,185,439</b>	<b>5,373,156</b>	<b>8,558,594</b>	<b>312,580</b>	<b>343,463</b>	<b>501,914</b>	<b>551,503</b>	<b>814,494</b>	<b>894,966</b>	<b>80,472</b>	<b>9.88%</b>
<b>C&amp;I - Non-Demand</b>												
Small General	74,883	276,570	551,107	827,676	26,736	29,378	47,372	52,052	74,108	81,430	7,322	9.88%
Small General TOD	10,810	29,033	61,806	90,839	2,495	2,742	4,672	5,133	7,167	7,875	708	9.88%
Load Management	192	804	3,861	4,666	51	56	174	191	225	247	22	9.88%
<b>C&amp;I N-D Total</b>	<b>85,885</b>	<b>306,407</b>	<b>616,774</b>	<b>923,181</b>	<b>29,282</b>	<b>32,175</b>	<b>52,218</b>	<b>57,377</b>	<b>81,500</b>	<b>89,552</b>	<b>8,052</b>	<b>9.88%</b>
<b>C&amp;I - Demand</b>												
General	40,037	2,942,238	5,232,208	8,174,446	221,852	243,771	328,645	361,116	550,498	604,887	54,389	9.88%
General TOD	4,054	2,966,679	5,236,980	8,203,660	163,872	180,063	241,279	265,117	405,151	445,180	40,029	9.88%
Light Rail	16	6,840	14,016	20,856	432	475	789	867	1,222	1,342	121	9.88%
Peak-Controlled	1,587	432,751	834,922	1,267,673	29,027	31,895	50,449	55,434	79,476	87,329	7,852	9.88%
Peak-Controlled TO	402	976,505	1,829,276	2,805,781	49,550	54,446	83,127	91,340	132,678	145,786	13,109	9.88%
Energy-Controlled	17	160,727	296,779	457,506	5,395	5,928	10,092	11,089	15,487	17,017	1,530	9.88%
Real Time Pricing	2	7,030	13,697	20,727	262	288	514	564	776	852	77	9.88%
<b>C&amp;I Dmd Total</b>	<b>46,116</b>	<b>7,492,770</b>	<b>13,457,879</b>	<b>20,950,649</b>	<b>470,391</b>	<b>516,866</b>	<b>714,895</b>	<b>785,527</b>	<b>1,185,287</b>	<b>1,302,393</b>	<b>117,106</b>	<b>9.88%</b>
<b>C&amp;I Total</b>	<b>132,000</b>	<b>7,799,177</b>	<b>14,074,653</b>	<b>21,873,830</b>	<b>499,674</b>	<b>549,041</b>	<b>767,113</b>	<b>842,904</b>	<b>1,266,787</b>	<b>1,391,946</b>	<b>125,159</b>	<b>9.88%</b>
<b>Public Authorities</b>												
Small Mun Pumping	987	2,775	5,015	7,790	286	314	457	502	743	817	73	9.88%
Municipal Pumping	1,087	26,360	36,556	62,916	2,379	2,614	2,891	3,176	5,270	5,791	521	9.88%
Siren Service	0	0	0	0	12	13	23	26	35	38	3	9.88%
<b>PA Total</b>	<b>2,073</b>	<b>29,135</b>	<b>41,571</b>	<b>70,706</b>	<b>2,677</b>	<b>2,941</b>	<b>3,371</b>	<b>3,704</b>	<b>6,048</b>	<b>6,646</b>	<b>598</b>	<b>9.88%</b>
<b>Lighting</b>												
System Service	0	17,292	47,190	64,482	5,076	5,577	10,151	11,154	15,227	16,731	1,504	9.88%
Energy	0	9,117	24,880	33,996	588	647	1,177	1,293	1,765	1,940	174	9.88%
Metered Energy	2,249	12,957	35,361	48,318	613	674	1,642	1,804	2,255	2,478	223	9.88%
Protective Lighting	0	8,215	22,610	30,826	1,181	1,297	2,362	2,595	3,542	3,892	350	9.88%
<b>Lighting Total</b>	<b>2,249</b>	<b>47,581</b>	<b>130,040</b>	<b>177,621</b>	<b>7,458</b>	<b>8,195</b>	<b>15,332</b>	<b>16,846</b>	<b>22,790</b>	<b>25,041</b>	<b>2,252</b>	<b>9.88%</b>
<b>Total Retail</b>	<b>1,267,632</b>	<b>11,061,332</b>	<b>19,619,420</b>	<b>30,680,751</b>	<b>822,389</b>	<b>903,641</b>	<b>1,287,730</b>	<b>1,414,958</b>	<b>2,110,119</b>	<b>2,318,599</b>	<b>208,480</b>	<b>9.88%</b>
Other Rev Increase					0	0	0	0	0	0	0	
Interdept. Increase					0	23	0	29	0	52	52	
<b>Total Revenue</b>	<b>1,267,632</b>	<b>11,061,332</b>	<b>19,619,420</b>	<b>30,680,751</b>	<b>822,389</b>	<b>903,664</b>	<b>1,287,730</b>	<b>1,414,987</b>	<b>2,110,119</b>	<b>2,318,651</b>	<b>208,532</b>	<b>9.88%</b>
Interdepartmental	13	4,087	5,148	9,235	233	233	294	294	527	527	0	0.00%
<b>Retail Related Rev</b>	<b>1,267,645</b>	<b>11,065,418</b>	<b>19,624,567</b>	<b>30,689,986</b>	<b>822,622</b>	<b>903,897</b>	<b>1,288,024</b>	<b>1,415,281</b>	<b>2,110,646</b>	<b>2,319,178</b>	<b>208,532</b>	<b>9.88%</b>

Total Increase Target and Rounding Difference:

208,572 -40

**2016 INTERIM TARIFF SHEETS**

**Minnesota Electric Rate Book - MPUC No. 2**

- Sheet No. 1-3, revision 14
- Sheet No. 5-TOC-2, revision 12
- Sheet No. 5-1, revision 28
- Sheet No. 5-2, revision 28
- Sheet No. 5-5, revision 16
- Sheet No. 5-9, revision 27
- Sheet No. 5-11, revision 30
- Sheet No. 5-14, revision 20
- Sheet No. 5-21, revision 28
- Sheet No. 5-23, revision 28
- Sheet No. 5-26, revision 28
- Sheet No. 5-29, revision 24
- Sheet No. 5-41, revision 17
- Sheet No. 5-45, revision 22
- Sheet No. 5-65, revision 21
- Sheet No. 5-71, revision 14
- Sheet No. 5-74, revision 22
- Sheet No. 5-76, revision 21
- Sheet No. 5-78, revision 26
- Sheet No. 5-80, revision 24
- Sheet No. 5-85, revision 27
- Sheet No. 5-87, revision 28
- Sheet No. 5-89, revision 12
- Sheet No. 5-94, revision 11

**2017 INTERIM TARIFF SHEETS**

**Minnesota Electric Rate Book - MPUC No. 2**

- Sheet No. 1-3, revision 14
- Sheet No. 5-TOC-2, revision 12
- Sheet No. 5-1, revision 28
- Sheet No. 5-2, revision 28
- Sheet No. 5-5, revision 16
- Sheet No. 5-9, revision 27
- Sheet No. 5-11, revision 30
- Sheet No. 5-14, revision 20
- Sheet No. 5-21, revision 28
- Sheet No. 5-23, revision 28
- Sheet No. 5-26, revision 28
- Sheet No. 5-29, revision 24
- Sheet No. 5-41, revision 17
- Sheet No. 5-45, revision 22
- Sheet No. 5-65, revision 21
- Sheet No. 5-71, revision 14
- Sheet No. 5-74, revision 22
- Sheet No. 5-76, revision 21
- Sheet No. 5-78, revision 26
- Sheet No. 5-80, revision 24
- Sheet No. 5-85, revision 27
- Sheet No. 5-87, revision 28
- Sheet No. 5-89, revision 12
- Sheet No. 5-94, revision 11



**2016 Interim Tariffs  
Redline**

**MINNESOTA ELECTRIC RATE BOOK - MPUC NO. 2**

**TABLE OF CONTENTS (Continued)**

Section No. 1

~~13th~~14th Revised Sheet No. 3

<u>Section</u>	<u>Item</u>	<u>Sheet No.</u>
<b>SECTION 5</b>	<b>RATE SCHEDULES (Continued)</b>	
	<u>RIDERS</u>	
	Fuel Clause Rider.....	5-91
	Conservation Improvement Program Adjustment Rider .....	5-92
	Surcharge Rider .....	5-93
	Franchise and Other City Fees.....	5-93.1
	<u>Interim Rate Surcharge Rider</u> .....	<u>5-94</u>
	Low Income Energy Discount Rider. ....	5-95
	Residential Controlled Air Conditioning and Water Heating Rider .....	5-97
	Commercial and Industrial Controlled Air Conditioning Rider .....	5-99
	Off Season Load Rider .....	5-100
	Standby Service Rider.....	5-101
	Supplemental Generation Service Rider .....	5-108
	Tier 1 Energy Controlled Service Rider .....	5-115
	Revenue Decoupling Mechanism Rider .....	5-117
	Area Development Rider. ....	5-119
	Competitive Response Rider .....	5-122
	Tier 1 Peak Controlled Short Notice Rider.....	5-126
	City Requested Facilities Surcharge Rider .....	5-131
	Voluntary Renewable and High-Efficiency Energy	
	Purchase (Windsorce Program) Rider .....	5-134
	WAPA Bill Crediting Program Rider.....	5-135
	Mercury Cost Recovery Rider.....	5-136
	Environmental Improvement Rider .....	5-137
	Business Incentive and Sustainability Rider .....	5-139
	State Energy Policy Rate Rider .....	5-142
	Renewable Development Fund Rider.....	5-143
	Transmission Cost Recovery Rider .....	5-144
	Renewable Energy Standard Rider .....	5-146

DN

N

(Continued on Sheet No. 1-4)

Date Filed:	<del>11-04-13</del> <u>11-02-15</u>	By: Christopher B. Clark	Effective Date:	<del>11-01-15</del>
		President, Northern States Power Company, a Minnesota corporation		
Docket No.	E002/GR- <del>43-868</del> <u>15-826</u>		Order Date:	<del>08-31-15</del>

**MINNESOTA ELECTRIC RATE BOOK – MPUC NO. 2**

**RATE SCHEDULES**

**TABLE OF CONTENTS (Continued)**

Section No. 5

~~11th~~<sup>12th</sup> Revised Sheet No. TOC-2

<u>Item</u>	<u>Sheet No.</u>
<b><u>RIDER</u></b>	
24. Fuel Clause Rider .....	5-91
25. Conservation Improvement Program Adjustment Rider .....	5-92
26. Surcharge Rider .....	5-93
27. Franchise and Other City Fees .....	5-93.1
<del>28.</del> <u>Interim Rate Surcharge Rider .....</u>	<u>5-94</u>
<del>2829.</del> Low Income Energy Discount Rider .....	5-95
<del>2930.</del> Residential Controlled Air Conditioning and Water Heating Rider .....	5-97
<del>3031.</del> Commercial and Industrial Controlled Air Conditioning Rider .....	5-99
<del>3132.</del> Off Season Load Rider .....	5-100
<del>3233.</del> Standby Service Rider .....	5-101
<del>3334.</del> Supplemental Generation Service Rider .....	5-108
<del>3435.</del> Tier 1 Energy Controlled Service Rider .....	5-115
<del>3536.</del> Revenue Decoupling Mechanism Rider .....	5-117
<del>3637.</del> Area Development Rider .....	5-119
<del>3738.</del> Competitive Response Rider .....	5-122
<del>3839.</del> Tier 1 Peak Controlled Short Notice Rider .....	5-126
<del>3940.</del> City Requested Facilities Surcharge Rider .....	5-131
<del>4041.</del> Voluntary Renewable and High-Efficiency Energy Purchase (Windsorce Program) Rider	5-134
<del>4142.</del> WAPA Bill Crediting Program Rider .....	5-135
<del>4243.</del> Mercury Cost Recovery Rider .....	5-136
<del>4344.</del> Environmental Improvement Rider .....	5-137
<del>4445.</del> Business Incentive and Sustainability Rider .....	5-139
<del>4546.</del> State Energy Policy Rate Rider .....	5-142
<del>4647.</del> Renewable Development Fund Rider .....	5-143
<del>4748.</del> Transmission Cost Recovery Rider .....	5-144
<del>4849.</del> Renewable Energy Standard Rider .....	5-146

D  
I  
N  
T



**MINNESOTA ELECTRIC RATE BOOK - MPUC NO. 2**

**RESIDENTIAL SERVICE**

Section No. 5

**RATE CODE A00, A01, A03**

~~27th~~28th Revised Sheet No. 1

**AVAILABILITY**

Available to any residential customer for domestic purposes only in a single private residence and qualifying farm customers.

**DETERMINATION OF CUSTOMER BILLS**

Customer bills shall reflect energy charges (if applicable) based on customer's kWh usage, plus a customer charge (if applicable), plus demand charges (if applicable) based on customer's kW billing demand as defined below. Bills may be subject to a minimum charge based on the monthly customer charge and / or certain monthly or annual demand charges. Bills also include applicable riders, adjustments, surcharges, voltage discounts, and energy credits. Details regarding the specific charges applicable to this service are listed below.

**RATE**

	<u>Standard</u>	<u>Electric Space Heating</u>
Customer Charge per Month – Water Heating (A00)	\$0.00	N/A
– Overhead (A01)	\$8.00	\$10.00
– Underground (A03)	\$10.00	\$12.00
 Energy Charge per kWh		
June - September	\$0.09395	\$0.09395
Other Months	\$0.08040	\$0.05819

R  
R  
D  
N  
N  
N

**INTERIM RATE ADJUSTMENT**

A 7.75% Interim Rate Surcharge will be applied to rate components specified in the "Interim Rate Surcharge Rider" to service provided beginning January 1, 2016.

In addition, customer bills under this rate are subject to the following adjustments and/or charges.

**FUEL CLAUSE**

Bills are subject to the adjustments provided for in the Fuel Clause Rider.

**RESOURCE ADJUSTMENT**

Bills are subject to the adjustments provided for in the Conservation Improvement Program Adjustment Rider, the State Energy Policy Rate Rider, the Renewable Development Fund Rider, the Transmission Cost Recovery Rider, the Renewable Energy Standard Rider and the Mercury Cost Recovery Rider.

**ENVIRONMENTAL IMPROVEMENT RIDER**

Bills are subject to the adjustments provided for in the Environmental Improvement Rider.

**MONTHLY MINIMUM CHARGE**

Customer Charge.

(Continued on Sheet No. 5-1.1)

Date Filed: <del>11-04-13</del> <u>11-02-15</u>	By: Christopher B. Clark	Effective Date: <del>11-01-15</del>
	President, Northern States Power Company, a Minnesota corporation	
Docket No. E002/GR- <del>13-868</del> <u>15-826</u>		Order Date: <del>08-31-15</del>

**MINNESOTA ELECTRIC RATE BOOK - MPUC NO. 2**

**RESIDENTIAL TIME OF DAY SERVICE**

Section No. 5

**RATE CODE A02, A04**

~~27th~~28th Revised Sheet No. 2

**AVAILABILITY**

Available to any residential customer for domestic purposes only in a single private residence and qualifying farm customers.

**DETERMINATION OF CUSTOMER BILLS**

Customer bills shall reflect energy charges (if applicable) based on customer's kWh usage, plus a customer charge (if applicable), plus demand charges (if applicable) based on customer's kW billing demand as defined below. Bills may be subject to a minimum charge based on the monthly customer charge and / or certain monthly or annual demand charges. Bills also include applicable riders, adjustments, surcharges, voltage discounts, and energy credits. Details regarding the specific charges applicable to this service are listed below.

**RATE**

	<u>Standard</u>	<u>Electric Space Heating</u>
Customer Charge per Month		
Overhead (A02)	\$10.00	\$12.00
Underground (A04)	\$12.00	\$14.00
On Peak Period Energy Charge per kWh		
June - September	\$0.20077	\$0.20077
Other Months	\$0.16454	\$0.10912
Off Peak Period Energy Charge per kWh		
June - September	\$0.03015	\$0.03015
Other Months	\$0.03015	\$0.03015

R  
R  
R  
R  
N  
N  
N

**INTERIM RATE ADJUSTMENT**

A 7.75% Interim Rate Surcharge will be applied to rate components specified in the "Interim Rate Surcharge Rider" to service provided beginning January 1, 2016.

In addition, customer bills under this rate are subject to the following adjustments and/or charges.

**FUEL CLAUSE**

Bills are subject to the adjustments provided for in the Fuel Clause Rider.

**RESOURCE ADJUSTMENT**

Bills are subject to the adjustments provided for in the Conservation Improvement Program Adjustment Rider, the State Energy Policy Rate Rider, the Renewable Development Fund Rider, the Transmission Cost Recovery Rider, the Renewable Energy Standard Rider and the Mercury Cost Recovery Rider.

**ENVIRONMENTAL IMPROVEMENT RIDER**

Bills are subject to the adjustments provided for in the Environmental Improvement Rider.

(Continued on Sheet No. 5-3)

Date Filed: <del>11-04-13</del> <u>11-02-15</u>	By: Christopher B. Clark President, Northern States Power Company, a Minnesota corporation	Effective Date: <del>11-01-15</del>
Docket No. E002/GR- <del>13-868</del> <u>15-826</u>		Order Date: <del>08-31-15</del>

**MINNESOTA ELECTRIC RATE BOOK - MPUC NO. 2**

**RESIDENTIAL ELECTRIC VEHICLE SERVICE**

Section No. 5

**RATE CODE A08**

~~15th~~16th Revised Sheet No. 5

**AVAILABILITY**

Available to residential customers for service only to electric vehicle loads including battery charging and accessory usage. The customer must complete Company-approved documentation verifying possession, through ownership or lease, of an electric vehicle as defined in Section 169.011, subdivision 26a of Minnesota law.

**CHARACTER OF SERVICE**

Single-phase 60-Hertz service at approximately 120 or 120/240 volts will be provided hereunder. Three-phase service or other service upgrade requests will be provided in accordance with Company service regulations.

**RENEWABLE ENERGY SUPPLY OPTION**

Customers have the option to elect all or a portion of the supply of electricity under this schedule from renewable energy resources. The renewable energy supply option is available subject to the provisions contained in the Voluntary Renewable and High-Efficiency Energy Purchase (Windsor Program) Rider, or other available rate schedule for voluntary renewable energy supply that is applicable.

**DETERMINATION OF CUSTOMER BILLS**

Customer bills shall reflect energy charges (if applicable) based on customer's kWh usage, plus a customer charge (if applicable), plus demand charges (if applicable) based on customer's kW billing demand as defined below. Bills may be subject to a minimum charge based on the monthly customer charge and / or certain monthly or annual demand charges. Bills also include applicable riders, adjustments, surcharges, voltage discounts, and energy credits. Details regarding the specific charges applicable to this service are listed below.

**RATE**

Customer Charge per Month	\$4.95
On-Peak Period Energy Charge per kWh	
June - September	\$0.17564
Other Months	\$0.14170
Off-Peak Period Energy Charge per kWh	\$0.03300

**INTERIM RATE ADJUSTMENT**

A 7.75% Interim Rate Surcharge will be applied to rate components specified in the "Interim Rate Surcharge Rider" to service provided beginning January 1, 2016.

In addition, customer bills under this rate are subject to the following adjustments and/or charges.

**FUEL CLAUSE**

Bills are subject to the adjustments provided for in the Fuel Clause Rider.

**RESOURCE ADJUSTMENT**

Bills are subject to the adjustments provided for in the Conservation Improvement Program Adjustment Rider, the State Energy Policy Rate Rider, the Renewable Development Fund Rider, the Transmission Cost Recovery Rider, the Renewable Energy Standard Rider and the Mercury Cost Recovery Rider.

(Continued on Sheet No. 5-6)

Date Filed:	<del>11-04-13</del> <u>11-02-15</u>	By: Christopher B. Clark	Effective Date:	<del>11-01-15</del>
		President, Northern States Power Company, a Minnesota corporation		
Docket No.	E002/GR- <del>13-868</del> <u>15-826</u>		Order Date:	<del>08-31-15</del>

D  
N  
N  
N

**MINNESOTA ELECTRIC RATE BOOK - MPUC NO. 2**

**ENERGY CONTROLLED SERVICE  
 (NON-DEMAND METERED)  
 RATE CODE A05**

Section No. 5  
~~26th~~<sup>27th</sup> Revised Sheet No. 9

**AVAILABILITY**

Available to residential and commercial customers with permanently connected interruptible loads of up to 50 kW that would be under Company control. The types of loads served would include dual fuel space heating, water heating, and other loads subject to Company approval.

**DETERMINATION OF CUSTOMER BILLS**

Customer bills shall reflect energy charges (if applicable) based on customer's kWh usage, plus a customer charge (if applicable), plus demand charges (if applicable) based on customer's kW billing demand as defined below. Bills may be subject to a minimum charge based on the monthly customer charge and / or certain monthly or annual demand charges. Bills also include applicable riders, adjustments, surcharges, voltage discounts, and energy credits. Details regarding the specific charges applicable to this service are listed below.

**RATE**

	Residential	Commercial & Industrial	
Customer Charge	\$4.95	\$4.95	
Energy Charge per kWh	\$0.04283	\$0.04283	R
Optional			
June - September	\$0.09395	\$0.08787	R
Other Months	\$0.04283	\$0.04283	R

**OPTIONAL ENERGY CHARGE**

This option is available to customers with heat pump installations for non-interruptible service during June through September billing months.

**INTERIM RATE ADJUSTMENT**

A 7.75% Interim Rate Surcharge will be applied to rate components specified in the "Interim Rate Surcharge Rider" to service provided beginning January 1, 2016.

D  
N  
N  
N

In addition, customer bills under this rate are subject to the following adjustments and/or charges.

**FUEL CLAUSE**

Bills are subject to the adjustments provided for in the Fuel Clause Rider.

**RESOURCE ADJUSTMENT**

Bills are subject to the adjustments provided for in the Conservation Improvement Program Adjustment Rider, the State Energy Policy Rate Rider, the Renewable Development Fund Rider, the Transmission Cost Recovery Rider, the Renewable Energy Standard Rider and the Mercury Cost Recovery Rider.

**ENVIRONMENTAL IMPROVEMENT RIDER**

Bills are subject to the adjustments provided for in the Environmental Improvement Rider.

(Continued on Sheet No. 5-10)

Date Filed:	<del>11-04-13</del> <sup>15-826</sup>	By: Christopher B. Clark	Effective Date:	<del>11-01-15</del>
		President, Northern States Power Company, a Minnesota corporation		
Docket No.	E002/GR- <del>13-868</del> <sup>15-826</sup>		Order Date:	<del>08-31-15</del>



**AUTOMATIC PROTECTIVE LIGHTING SERVICE**  
**RATE CODE A07**

Section No. 5  
~~19th~~20th Revised Sheet No. 14

**AVAILABILITY**

Available to all types of customers except for municipal street lighting purposes.

**DETERMINATION OF CUSTOMER BILLS**

Customer bills shall reflect energy charges (if applicable) based on customer's kWh usage, plus a customer charge (if applicable), plus demand charges (if applicable) based on customer's kW billing demand as defined below. Bills may be subject to a minimum charge based on the monthly customer charge and / or certain monthly or annual demand charges. Bills also include applicable riders, adjustments, surcharges, voltage discounts, and energy credits. Details regarding the specific charges applicable to this service are listed below.

**RATE**

<u>Designation of Lamp</u>	<u>Monthly Rate Per Unit</u>
Area Units	
100W High Pressure Sodium	\$7.34
175W Mercury (1)	\$7.34
250W High Pressure Sodium	\$11.64
400W Mercury (1)	\$11.64
Directional Units	
250W High Pressure Sodium	\$12.62
400W High Pressure Sodium	\$16.12
1,000W Mercury (1)	\$25.52

(1) Available to existing installations only.

**INTERIM RATE ADJUSTMENT**

A 7.75% Interim Rate Surcharge will be applied to rate components specified in the "Interim Rate Surcharge Rider" to service provided beginning January 1, 2016.

D  
N  
N  
N

In addition, customer bills under this rate are subject to the following adjustments and/or charges.

**SERVICE INCLUDED IN RATE**

Company shall own, operate, and maintain the lighting unit including the fixture, lamp, ballast, photoelectric control, mounting brackets, and all necessary wiring. Company shall furnish all electric energy required for operation of the unit.

**FUEL CLAUSE**

Bills are subject to the adjustments provided for in the Fuel Clause Rider.

(Continued on Sheet No. 5-15)

Date Filed:	<del>11-04-13</del> <u>11-02-15</u>	By: Christopher B. Clark	Effective Date:	<del>11-01-15</del>
		President, Northern States Power Company, a Minnesota corporation		
Docket No.	E002/GR- <del>13-868</del> <u>15-826</u>		Order Date:	<del>08-31-15</del>

**MINNESOTA ELECTRIC RATE BOOK - MPUC NO. 2**

**SMALL GENERAL SERVICE**

Section No. 5

**RATE CODE A09, A10, A11, A13**

~~27th~~28th Revised Sheet No. 21

**AVAILABILITY**

Standard service (i.e., alternating current) is available to any non-residential customer for single or three phase electric service. Direct Current service is only available in Minneapolis and St. Paul to the extent now used.

**DETERMINATION OF CUSTOMER BILLS**

Customer bills shall reflect energy charges (if applicable) based on customer's kWh usage, plus a customer charge (if applicable), plus demand charges (if applicable) based on customer's kW billing demand as defined below. Bills may be subject to a minimum charge based on the monthly customer charge and / or certain monthly or annual demand charges. Bills also include applicable riders, adjustments, surcharges, voltage discounts, and energy credits. Details regarding the specific charges applicable to this service are listed below.

**RATE**

Customer Charge per Month – Unmetered (A09)	\$8.00
– Metered (A10)	\$10.00
– Water Heating (A11)	\$0.00
– Direct Current (A13)	\$10.00

Energy Charge per kWh

June - September	\$0.08787
Other Months	\$0.07432

R  
R

Demand Charge (Direct Current Only)  
per Month per kW of Connected Load

\$3.48

R

**INTERIM RATE ADJUSTMENT**

A 7.75% Interim Rate Surcharge will be applied to rate components specified in the "Interim Rate Surcharge Rider" to service provided beginning January 1, 2016.

D  
N  
N  
N

In addition, customer bills under this rate are subject to the following adjustments and/or charges.

**FUEL CLAUSE**

Bills are subject to the adjustments provided for in the Fuel Clause Rider.

**RESOURCE ADJUSTMENT**

Bills are subject to the adjustments provided for in the Conservation Improvement Program Adjustment Rider, the State Energy Policy Rate Rider, the Renewable Development Fund Rider, the Transmission Cost Recovery Rider, the Renewable Energy Standard Rider and the Mercury Cost Recovery Rider.

(Continued on Sheet No. 5-22)

Date Filed: ~~11-04-13~~11-02-15

By: Christopher B. Clark

Effective Date: ~~11-01-15~~

President, Northern States Power Company, a Minnesota corporation

Docket No. E002/GR-~~43-868~~15-826

Order Date: ~~08-31-15~~

**SMALL GENERAL TIME OF DAY SERVICE**  
**RATE CODE A12, A16, A18, A22**

Section No. 5

~~27th~~<sup>28th</sup> Revised Sheet No. 23

**AVAILABILITY**

Available to any non-residential customer for single or three phase electric service supplied through one meter.

**DETERMINATION OF CUSTOMER BILLS**

Customer bills shall reflect energy charges (if applicable) based on customer's kWh usage, plus a customer charge (if applicable), plus demand charges (if applicable) based on customer's kW billing demand as defined below. Bills may be subject to a minimum charge based on the monthly customer charge and / or certain monthly or annual demand charges. Bills also include applicable riders, adjustments, surcharges, voltage discounts, and energy credits. Details regarding the specific charges applicable to this service are listed below.

**RATE**

Customer Charge per Month – Time Of Day Metered (A12)	\$12.00
– kWh Metered (A16)	\$10.00
– Unmetered (A18)	\$8.00
– Low Wattage (A22)	(Please see page 5-24.1)

Energy Charge per kWh	<u>Oct-May</u>	<u>Jun-Sep</u>	
On Peak Period (A12)	\$0.12280	\$0.15123	R
Off Peak Period (A12)	\$0.03015	\$0.03015	R
Constant Hourly (A16, A18, A22) (= 35% On, 65% Off)	\$0.06258	\$0.07253	R

**INTERIM RATE ADJUSTMENT**

A 7.75% Interim Rate Surcharge will be applied to rate components specified in the "Interim Rate Surcharge Rider" to service provided beginning January 1, 2016.

R  
R  
R  
D  
N  
N  
N

In addition, customer bills under this rate are subject to the following adjustments and/or charges.

**FUEL CLAUSE**

Bills are subject to the adjustments provided for in the Fuel Clause Rider.

**RESOURCE ADJUSTMENT**

Bills are subject to the adjustments provided for in the Conservation Improvement Program Adjustment Rider, the State Energy Policy Rate Rider, the Renewable Development Fund Rider, the Transmission Cost Recovery Rider, the Renewable Energy Standard Rider and the Mercury Cost Recovery Rider.

**ENVIRONMENTAL IMPROVEMENT RIDER**

Bills are subject to the adjustments provided for in the Environmental Improvement Rider.

**MONTHLY MINIMUM CHARGE**

Customer Charge.

(Continued on Sheet No. 5-24)

Date Filed: <del>11-04-13</del> <sup>11-02-15</sup>	By: Christopher B. Clark	Effective Date: <del>11-01-15</del>
	President, Northern States Power Company, a Minnesota corporation	
Docket No. E002/GR- <del>43-868</del> <sup>15-826</sup>		Order Date: <del>08-31-15</del>



**MINNESOTA ELECTRIC RATE BOOK - MPUC NO. 2**

**GENERAL SERVICE**  
**RATE CODE A14**

Section No. 5  
~~27th~~<sup>28th</sup> Revised Sheet No. 26

**AVAILABILITY**

Available to any non-residential customer for general service where customer is not required to be on a time-of-day rate schedule. Once the customer's 15-minute measured demands are equal to or greater than 1,000 kW for at least 4 of the past 12 consecutive months, the customer will be transferred to the General Time of Day service.

**DETERMINATION OF CUSTOMER BILLS**

Customer bills shall reflect energy charges (if applicable) based on customer's kWh usage, plus a customer charge (if applicable), plus demand charges (if applicable) based on customer's kW billing demand as defined below. Bills may be subject to a minimum charge based on the monthly customer charge and / or certain monthly or annual demand charges. Bills also include applicable riders, adjustments, surcharges, voltage discounts, and energy credits. Details regarding the specific charges applicable to this service are listed below.

**RATE**

Customer Charge per Month		\$25.75		R
Service at Secondary Voltage	<u>Oct-May</u>		<u>Jun-Sep</u>	
Demand Charge per Month per kW	\$9.96		\$14.07	R
Energy Charge per kWh		\$0.03201		R
Energy Charge Credit per Month per kWh				
All kWh in Excess of 400 Hours		\$0.0140		R
Times the Billing Demand				
		<u>January - December</u>		
Voltage Discounts per Month	<u>Per kW</u>		<u>Per kWh</u>	
Primary Voltage	\$0.90		\$0.00093	R
Transmission Transformed Voltage	\$1.60		\$0.00274	R
Transmission Voltage	\$2.40		\$0.00284	R

**INTERIM RATE ADJUSTMENT**

A 7.75% Interim Rate Surcharge will be applied to rate components specified in the "Interim Rate Surcharge Rider" to service provided beginning January 1, 2016.

In addition, customer bills under this rate are subject to the following adjustments and/or charges.

**FUEL CLAUSE**

Bills are subject to the adjustments provided for in the Fuel Clause Rider.

**RESOURCE ADJUSTMENT**

Bills are subject to the adjustments provided for in the Conservation Improvement Program Adjustment Rider, the State Energy Policy Rate Rider, the Renewable Development Fund Rider, the Transmission Cost Recovery Rider, the Renewable Energy Standard Rider and the Mercury Cost Recovery Rider.

(Continued on Sheet No. 5-27)

Date Filed:	<del>11-04-13</del> <sup>11-02-15</sup>	By: Christopher B. Clark	Effective Date:	<del>11-01-15</del>
		President, Northern States Power Company, a Minnesota corporation		
Docket No.	E002/GR- <del>13-868</del> <sup>15-826</sup>		Order Date:	<del>08-31-15</del>

**GENERAL TIME OF DAY SERVICE  
 RATE CODE A15, A17, A19**

Section No. 5  
~~23rd~~<sup>24th</sup> Revised Sheet No. 29

**AVAILABILITY-MANDATORY**

Effective November 1, 2007, this rate schedule is mandatory for any non-residential customer for general service having a 15-minute measured demand equal to or greater than 1,000 kW for at least 4 of the past 12 consecutive months. Customer will remain on this rate schedule on a mandatory basis unless their demand remains below 1,000 kW for 12 consecutive months.

**AVAILABILITY-OPTIONAL**

This rate schedule is optional for any non-residential customer for general service where customer is not required to be on a time-of-day rate.

**DETERMINATION OF CUSTOMER BILLS**

Customer bills shall reflect energy charges (if applicable) based on customer's kWh usage, plus a customer charge (if applicable), plus demand charges (if applicable) based on customer's kW billing demand as defined below. Bills may be subject to a minimum charge based on the monthly customer charge and / or certain monthly or annual demand charges. Bills also include applicable riders, adjustments, surcharges, voltage discounts, and energy credits. Details regarding the specific charges applicable to this service are listed below.

**RATE**

Customer Charge per Month – Time Of Day Metered (A15)			\$29.75	
-- kWh Metered (A17)			\$25.75	
-- Unmetered (A19)			\$21.75	
Service at Secondary Voltage		<u>Oct-May</u>		<u>Jun-Sep</u>
Demand Charge per Month per kW				
On Peak Period Demand		\$9.96		\$14.07
Off Peak Period Demand in Excess of On Peak Period Demand		\$2.40		\$2.40
Energy Charge per kWh				
On Peak Period Energy			\$0.04482	
Off Peak Period Energy			\$0.02233	
Energy Charge Credit per Month per kWh				
All kWh in Excess of 400 Hours Times the On Peak Period Billing Demand, Not to Exceed 50% of Total kWh			\$0.0140	
				<u>January - December</u>
Voltage Discounts per Month		<u>Per kW</u>		<u>Per kWh</u>
Primary Voltage		\$0.90		\$0.00093
Transmission Transformed Voltage		\$1.60		\$0.00274
Transmission Voltage		\$2.40		\$0.00284

**INTERIM RATE ADJUSTMENT**

A 7.75% Interim Rate Surcharge will be applied to rate components specified in the "Interim Rate Surcharge Rider" to service provided beginning January 1, 2016.

(Continued on Sheet No. 5-30)

Date Filed:	<del>11-04-13</del> <sup>11-02-15</sup>	By: Christopher B. Clark	Effective Date:	<del>11-01-15</del>
		President, Northern States Power Company, a Minnesota corporation		
Docket No.	E002/GR- <del>13-868</del> <sup>15-826</sup>		Order Date:	<del>08-31-15</del>

**MINNESOTA ELECTRIC RATE BOOK - MPUC NO. 2**

**PEAK CONTROLLED SERVICE (Continued)**  
**RATE CODE A23**

Section No. 5  
~~16th~~17th Revised Sheet No. 41

**INTERIM RATE ADJUSTMENT**

A 7.75% Interim Rate Surcharge will be applied to rate components specified in the "Interim Rate Surcharge Rider" to service provided beginning January 1, 2016.

D  
N  
N  
N

In addition, customer bills under this rate are subject to the following adjustments and/or charges.

**FUEL CLAUSE**

Bills are subject to the adjustments provided for in the Fuel Clause Rider.

**RESOURCE ADJUSTMENT**

Bills are subject to the adjustments provided for in the Conservation Improvement Program Adjustment Rider, the State Energy Policy Rate Rider, the Renewable Development Fund Rider, the Transmission Cost Recovery Rider, the Renewable Energy Standard Rider and the Mercury Cost Recovery Rider.

**ENVIRONMENTAL IMPROVEMENT RIDER**

Bills are subject to the adjustments provided for in the Environmental Improvement Rider.

**SURCHARGE**

In certain communities, bills are subject to surcharges provided for in a Surcharge Rider.

**LOW INCOME ENERGY DISCOUNT RIDER**

Bills are subject to the adjustment provided for in the Low Income Energy Discount Rider.

**LATE PAYMENT CHARGE**

Any unpaid balance over \$10.00 is subject to a 1.5% late payment charge or \$1.00, whichever is greater, after the date due. The charge may be assessed as provided for in the General Rules and Regulations, Section 3.5.

**DEFINITION OF PERFORMANCE FACTOR (PF)**

Performance factor is defined in percentage terms as the average of the July and August calendar month unadjusted maximum Controllable Demand occurring from 1:00 p.m. to 7:00 p.m. on weekdays, or which has been permanently shifted out of normal control period times, divided by the unadjusted maximum annual Controllable Demand. Customers claiming permanent load shifts must provide verification to Company, based on NSP's established criteria.

**DETERMINATION OF DEMAND**

Maximum Actual Demand in kW shall be the greatest 15-minute load during the billing month.

Adjusted Demand in kW for billing purposes shall be determined by dividing the Maximum Actual Demand in kW by the power factor expressed in percent but not more than a 90% power factor and multiplying the quotient so obtained by 90% and rounding to the nearest whole kW.

(Continued on Sheet No. 5-42)

Date Filed:	<del>11-04-13</del> 11-02-15	By: Christopher B. Clark	Effective Date:	<del>11-04-15</del>
		President, Northern States Power Company, a Minnesota corporation		
Docket No.	E002/GR- <del>13-868</del> 15-826		Order Date:	<del>08-31-15</del>



**MINNESOTA ELECTRIC RATE BOOK - MPUC NO. 2**

---

**REAL TIME PRICING SERVICE (Continued)**  
**RATE CODE: A62 (FIRM), A63 (CONTROLLABLE)**

Section No. 5  
~~20th~~21st Revised Sheet No. 65

---

**INTERIM RATE ADJUSTMENT**

A 7.75% Interim Rate Surcharge will be applied to rate components specified in the "Interim Rate Surcharge Rider" to service provided beginning January 1, 2016.

DN  
N  
N

**DAY-TYPE**

Separate energy charges are defined for each of eight day-types. Company will normally designate the applicable day-type for each day by 4:00 p.m. of the preceding day. If Company has not designated the applicable day by 4:00 p.m., the day-type will be the same as the last designated day-type, unless Company later designates a lower cost day-type.

**CONTRACT**

Customers must contract for this service through an Electric Service Agreement with Company. Contract period will normally be for one year.

**FUEL CLAUSE**

Bills are subject to the adjustments provided for in the Fuel Clause Rider.

**RESOURCE ADJUSTMENT**

Bills are subject to the adjustments provided for in the Conservation Improvement Program Adjustment Rider, the State Energy Policy Rate Rider, the Renewable Development Fund Rider, the Transmission Cost Recovery Rider, the Renewable Energy Standard Rider and the Mercury Cost Recovery Rider.

**ENVIRONMENTAL IMPROVEMENT RIDER**

Bills are subject to the adjustments provided for in the Environmental Improvement Rider.

**SURCHARGE**

In certain communities, bills are subject to surcharges provided for in a Surcharge Rider.

**LOW INCOME ENERGY DISCOUNT RIDER**

Bills are subject to the adjustment provided for in the Low Income Energy Discount Rider.

**LATE PAYMENT CHARGE**

Any unpaid balance over \$10.00 is subject to a 1.5% late payment charge or \$1.00, whichever is greater, after the date due. The charge may be assessed as provided for in the General Rules and Regulations, Section 3.5.

**PEAK PERIOD HOURS DEFINITION**

Peak period hours are the nine hours between 9:00 a.m. and 6:00 p.m. for day-types 1, 2, 3, 4, 5, and 6. No peak period hours are applicable for day-types 7 and 8.

(Continued on Sheet No. 5-65.1)

---

Date Filed:	<del>11-04-13</del> <u>11-02-15</u>	By: Christopher B. Clark	Effective Date:	<del>11-01-15</del>
		President, Northern States Power Company, a Minnesota corporation		
Docket No.	E002/GR- <del>43-868</del> <u>15-826</u>		Order Date:	<del>08-31-15</del>

**MINNESOTA ELECTRIC RATE BOOK - MPUC NO. 2**

**LIGHT RAIL LINE TARIFF  
 RATE CODE A29**

Section No. 5  
~~43th~~14th Revised Sheet No. 71

**AVAILABILITY**

Available to the Metropolitan Council's light rail transit lines for all electric power and energy required by its Traction Station service locations. Traction Stations will be aggregated as lines as they are put into service. Traction Stations common to more than one line will be aggregated with the line with which they were originally put into service.

**RATE**

Customer Charge per Month per Traction Station		\$100.00	
Transmission and Distribution Demand Charge per Month per kW			
All Traction Station On Peak Non-Coincident Billing Demands		\$4.24	R
Off Peak Period Non-Coincident Demand in Excess of On Peak Period Non-Coincident Demand		\$1.50	R
Generation Demand Charge per Month per kW	<b>OCT-MAY</b>		
Rail Line On Peak Coincident Billing Demand	\$4.82	<b>JUN-SEP</b>	R
		\$8.93	
Energy Charge per kWh			
On Peak Period Energy		\$0.04389	R
Off Peak Period Energy		\$0.02140	R
Energy Charge Credit per Month per kWh			
All Energy in Excess of 400 Hours Times the On Peak Period Coincident Billing Demand, Not to Exceed 50% of the Energy		\$0.01200	R

**INTERIM RATE ADJUSTMENT**

A 7.75% Interim Rate Surcharge will be applied to rate components specified in the "Interim Rate Surcharge Rider" to service provided beginning January 1, 2016.

R  
N  
N  
N

In addition, customer bills under this rate are subject to the following adjustments and/or charges.

**FUEL CLAUSE**

Bills are subject to the adjustments provided for in the Fuel Clause Rider.

**RESOURCE ADJUSTMENT**

Bills are subject to the adjustments provided for in the Conservation Improvement Program Adjustment Rider, the State Energy Policy Rate Rider, the Renewable Development Fund Rider, the Transmission Cost Recovery Rider, the Renewable Energy Standard Rider and the Mercury Cost Recovery Rider.

**ENVIRONMENTAL IMPROVEMENT RIDER**

Bills are subject to the adjustments provided for in the Environmental Improvement Rider.

**SURCHARGE**

In certain communities, bills are subject to surcharges provided for in a Surcharge Rider.

(Continued on Sheet No. 5-72)

Date Filed:	<del>11-04-13</del> <u>11-02-15</u>	By: Christopher B. Clark	Effective Date:	<del>11-01-15</del>
		President, Northern States Power Company, a Minnesota corporation		
Docket No.	E002/GR- <del>13-868</del> <u>15-826</u>		Order Date:	<del>08-31-15</del>

**MINNESOTA ELECTRIC RATE BOOK - MPUC NO. 2**

**STREET LIGHTING SYSTEM SERVICE**  
**RATE CODE A30**

Section No. 5  
~~21st~~22nd Revised Sheet No. 74

**AVAILABILITY**

Available for year-round illumination of public streets, parkways, and highways by High Pressure Sodium (HPS) or Metal Halide electric lamps in luminaires supported on poles, where the facilities for this service are furnished by Company. Underground Service under this schedule is limited to areas having a Company owned underground electric distribution system. Standard Service includes a monthly payment for the lighting system cost. Pre-Pay Option requires customer payment for the lighting system cost before establishing service.

**DETERMINATION OF CUSTOMER BILLS**

Customer bills shall reflect energy charges (if applicable) based on customer's kWh usage, plus a customer charge (if applicable), plus demand charges (if applicable) based on customer's kW billing demand as defined below. Bills may be subject to a minimum charge based on the monthly customer charge and / or certain monthly or annual demand charges. Bills also include applicable riders, adjustments, surcharges, voltage discounts, and energy credits. Details regarding the specific charges applicable to this service are listed below.

**RATE**

Designation of Lamp	Monthly Rate Per Luminaire			Pre-Pay Option
	Standard Service			
	Overhead	Underground	Decorative	
70W High Pressure Sodium	\$8.95	\$17.67	--	\$5.50
100W High Pressure Sodium	\$9.44	\$18.16	\$28.16	\$6.14
150W High Pressure Sodium	\$10.15	\$18.87	\$29.25	\$6.94
200W High Pressure Sodium*	\$11.89	--	--	--
250W High Pressure Sodium	\$12.78	\$21.29	\$31.11	\$8.83
400W High Pressure Sodium	\$15.50	\$23.72	\$33.36	\$11.38
175W Metal Halide	\$13.86	\$25.51	\$33.36	\$12.47

\*Closed to new customers

**INTERIM RATE ADJUSTMENT**

A 7.75% Interim Rate Surcharge will be applied to rate components specified in the "Interim Rate Surcharge Rider" to service provided beginning January 1, 2016.

**PRE-PAY OPTION SURCHARGE**

A monthly surcharge per luminaire of 0.2% applies to the amount the purchase price exceeds \$1,200.

In addition, customer bills under this rate are subject to the following adjustments and/or charges.

**FUEL CLAUSE**

Bills are subject to the adjustments provided for in the Fuel Clause Rider.

(Continued on Sheet No 5-74.1)

Date Filed: <del>11-04-13</del> <u>11-02-15</u>	By: Christopher B. Clark President, Northern States Power Company, a Minnesota corporation	Effective Date: <del>11-01-15</del>
Docket No. E002/GR- <del>43-868</del> <u>15-826</u>		Order Date: <del>08-31-15</del>

**MINNESOTA ELECTRIC RATE BOOK - MPUC NO. 2**

**STREET LIGHTING ENERGY SERVICE (CLOSED)**  
**RATE CODE A32**

Section No. 5  
~~20th~~21st Revised Sheet No. 76

**AVAILABILITY**

Available for year-round illumination of public streets, parkways, and highways by electric lamps mounted on standards where customer owns a Company approved ornamental street lighting system complete with standards, luminaires with globes, lamps, and other appurtenances, together with all necessary cables extending between standards and to point of connection to Company's facilities as designated by Company. Service is limited to existing lighting systems being served under this schedule.

**DETERMINATION OF CUSTOMER BILLS**

Customer bills shall reflect energy charges (if applicable) based on customer's kWh usage, plus a customer charge (if applicable), plus demand charges (if applicable) based on customer's kW billing demand as defined below. Bills may be subject to a minimum charge based on the monthly customer charge and / or certain monthly or annual demand charges. Bills also include applicable riders, adjustments, surcharges, voltage discounts, and energy credits. Details regarding the specific charges applicable to this service are listed below.

**RATE**

<u>Designation of Lamp</u>	<u>Monthly Rate per Luminaire</u>
100W Mercury	\$2.37
175W Mercury	\$3.53
250W Mercury	\$4.78
400W Mercury	\$7.45
700W Mercury	\$12.39
1,000W Mercury	\$17.24
50W High Pressure Sodium	\$1.32
70W High Pressure Sodium	\$1.67
100W High Pressure Sodium	\$2.22
150W High Pressure Sodium	\$3.04
200W High Pressure Sodium	\$4.05
250W High Pressure Sodium	\$5.12
400W High Pressure Sodium	\$7.79
750W High Pressure Sodium	\$13.37
F72HO Fluorescent	\$3.61

**INTERIM RATE ADJUSTMENT**

A 7.75% Interim Rate Surcharge will be applied to rate components specified in the "Interim Rate Surcharge Rider" to service provided beginning January 1, 2016.

D  
N  
N  
N

(Continued on Sheet No. 5-77)

Date Filed: ~~11-04-13~~11-02-15 By: Christopher B. Clark Effective Date: ~~11-01-15~~  
President, Northern States Power Company, a Minnesota corporation  
Docket No. E002/GR-~~43-868~~15-826 Order Date: ~~08-31-15~~



**MINNESOTA ELECTRIC RATE BOOK - MPUC NO. 2**

**STREET LIGHTING ENERGY SERVICE - METERED**  
**RATE CODE A34**

Section No. 5  
~~25th~~26th Revised Sheet No. 78

**AVAILABILITY**

Available for year-round illumination of public streets, parkways, and highways by electric lamps mounted on standards where customer owns and maintains an ornamental street lighting system complete with standards, luminaires with globes, lamps, photocells, and other appurtenances, together with all necessary cables extending between standards and to point of connection to Company's meter as designated by Company.

**DETERMINATION OF CUSTOMER BILLS**

Customer bills shall reflect energy charges (if applicable) based on customer's kWh usage, plus a customer charge (if applicable), plus demand charges (if applicable) based on customer's kW billing demand as defined below. Bills may be subject to a minimum charge based on the monthly customer charge and / or certain monthly or annual demand charges. Bills also include applicable riders, adjustments, surcharges, voltage discounts, and energy credits. Details regarding the specific charges applicable to this service are listed below.

**RATE**

Customer Charge per Meter per Month \$4.75

Energy Charge per kWh \$0.04402

**INTERIM RATE ADJUSTMENT**

A 7.75% Interim Rate Surcharge will be applied to rate components specified in the "Interim Rate Surcharge Rider" to service provided beginning January 1, 2016.

R  
D  
N  
N  
N

**FUEL CLAUSE**

Bills are subject to the adjustments provided for in the Fuel Clause Rider.

**RESOURCE ADJUSTMENT**

Bills are subject to the adjustments provided for in the Conservation Improvement Program Adjustment Rider, the State Energy Policy Rate Rider, the Renewable Development Fund Rider, the Transmission Cost Recovery Rider, the Renewable Energy Standard Rider and the Mercury Cost Recovery Rider.

**ENVIRONMENTAL IMPROVEMENT RIDER**

Bills are subject to the adjustments provided for in the Environmental Improvement Rider.

**SURCHARGE**

In certain communities, bills are subject to surcharges provided for in a Surcharge Rider.

(Continued on Sheet No. 78.1)

Date Filed: ~~11-04-13~~11-02-15 By: Christopher B. Clark Effective Date: ~~11-01-15~~  
President, Northern States Power Company, a Minnesota corporation  
Docket No. E002/GR-~~43-868~~15-826 Order Date: ~~08-31-15~~

**MINNESOTA ELECTRIC RATE BOOK - MPUC NO. 2**

**STREET LIGHTING SERVICE - CITY OF ST. PAUL  
RATE CODE A37**

Section No. 5  
~~23rd~~<sup>24th</sup> Revised Sheet No. 80

**AVAILABILITY**

Available to the City of St. Paul for furnishing, maintaining, and operating certain electrical connections, lines, and appurtenances thereto, and supplying electric current for city street lighting.

**DETERMINATION OF CUSTOMER BILLS**

Customer bills shall reflect energy charges (if applicable) based on customer's kWh usage, plus a customer charge (if applicable), plus demand charges (if applicable) based on customer's kW billing demand as defined below. Bills may be subject to a minimum charge based on the monthly customer charge and / or certain monthly or annual demand charges. Bills also include applicable riders, adjustments, surcharges, voltage discounts, and energy credits. Details regarding the specific charges applicable to this service are listed below.

**RATE**

<u>Designation of Lamp</u>	<u>Monthly Rate per Luminaire</u>
100W High Pressure Sodium	\$5.35
150W High Pressure Sodium	\$6.07
250W High Pressure Sodium	\$8.78

**INTERIM RATE ADJUSTMENT**

A 7.75% Interim Rate Surcharge will be applied to rate components specified in the "Interim Rate Surcharge Rider" to service provided beginning January 1, 2016.

D  
N  
N  
N

In addition, customer bills under this rate are subject to the following adjustments and/or charges.

**FUEL CLAUSE**

Bills are subject to the adjustments provided for in the Fuel Clause Rider.

**RESOURCE ADJUSTMENT**

Bills are subject to the adjustments provided for in the Conservation Improvement Program Adjustment Rider, the State Energy Policy Rate Rider, the Renewable Development Fund Rider, the Transmission Cost Recovery Rider, the Renewable Energy Standard Rider and the Mercury Cost Recovery Rider.

**ENVIRONMENTAL IMPROVEMENT RIDER**

Bills are subject to the adjustments provided for in the Environmental Improvement Rider.

**SURCHARGE**

In certain communities, bills are subject to surcharges provided for in a Surcharge Rider.

The following are terms and conditions for service under this tariff.

**LATE PAYMENT CHARGE**

Any unpaid balance over \$10.00 is subject to a 1.5% late payment charge or \$1.00, whichever is greater, after the date due. The charge may be assessed as provided for in the General Rules and Regulations, Section 3.5.

(Continued on Sheet No. 5-81)

Date Filed: <del>11-04-13</del> <sup>11-02-15</sup>	By: Christopher B. Clark President, Northern States Power Company, a Minnesota corporation	Effective Date: <del>11-01-15</del>
Docket No. E002/GR- <del>13-868</del> <sup>15-826</sup>		Order Date: <del>08-31-15</del>

**MINNESOTA ELECTRIC RATE BOOK - MPUC NO. 2**

**SMALL MUNICIPAL PUMPING SERVICE**  
**RATE CODE A40**

Section No. 5  
~~26th~~27th Revised Sheet No. 85

**AVAILABILITY**

Available to municipal owned water works and municipal sewage systems for operation of pumping and treatment plants. (Rate schedule is applied separately to each delivery point.)

**DETERMINATION OF CUSTOMER BILLS**

Customer bills shall reflect energy charges (if applicable) based on customer's kWh usage, plus a customer charge (if applicable), plus demand charges (if applicable) based on customer's kW billing demand as defined below. Bills may be subject to a minimum charge based on the monthly customer charge and / or certain monthly or annual demand charges. Bills also include applicable riders, adjustments, surcharges, voltage discounts, and energy credits. Details regarding the specific charges applicable to this service are listed below.

**RATE**

	<u>Oct-May</u>	<u>Jun-Sep</u>
Customer Charge per Month	\$10.00	\$10.00
Energy Charge per kWh	\$0.07432	\$0.08787

**INTERIM RATE ADJUSTMENT**

A 7.75% Interim Rate Surcharge will be applied to rate components specified in the "Interim Rate Surcharge Rider" to service provided beginning January 1, 2016.

In addition, customer bills under this rate are subject to the following adjustments and/or charges.

**FUEL CLAUSE**

Bills are subject to the adjustments provided for in the Fuel Clause Rider.

**RESOURCE ADJUSTMENT**

Bills are subject to the adjustments provided for in the Conservation Improvement Program Adjustment Rider, the State Energy Policy Rate Rider, the Renewable Development Fund Rider, the Transmission Cost Recovery Rider, the Renewable Energy Standard Rider and the Mercury Cost Recovery Rider.

**ENVIRONMENTAL IMPROVEMENT RIDER**

Bills are subject to the adjustments provided for in the Environmental Improvement Rider.

**MONTHLY MINIMUM CHARGE**

Customer Charge.

**SURCHARGE**

In certain communities, bills are subject to surcharges provided for in a Surcharge Rider.

**LOW INCOME ENERGY DISCOUNT RIDER**

Bills are subject to the adjustment provided for in the Low Income Energy Discount Rider.

(Continued on Sheet No. 5-86)

Date Filed: ~~11-04-13~~11-02-15 By: Christopher B. Clark Effective Date: ~~11-01-15~~  
President, Northern States Power Company, a Minnesota corporation  
Docket No. E002/GR-~~43-868~~15-826 Order Date: ~~08-31-15~~

R  
D  
N  
N  
N

**MINNESOTA ELECTRIC RATE BOOK - MPUC NO. 2**

**MUNICIPAL PUMPING SERVICE**  
**RATE CODE A41**

Section No. 5  
~~27th~~<sup>28th</sup> Revised Sheet No. 87

**AVAILABILITY**

Available to municipal owned water works and municipal sewage systems for operation of pumping and treatment plants. (Rate schedule is applied separately to each delivery point.)

**RATE**

Customer Charge per Month		\$25.75	R
	<u>Oct-May</u>	<u>Jun-Sep</u>	
Service at Secondary Voltage			
Demand Charge per Month per kW	\$9.96	\$14.07	R
Energy Charge per kWh		\$0.03201	R
Energy Charge Credit per Month per kWh			
All kWh in Excess of 400 Hours		\$0.0140	R
Times the Billing Demand			
	<u>January - December</u>		
Voltage Discounts per Month	<u>Per kW</u>	<u>Per kWh</u>	
Primary Voltage	\$0.90	\$0.00093	R

**INTERIM RATE ADJUSTMENT**

A 7.75% Interim Rate Surcharge will be applied to rate components specified in the "Interim Rate Surcharge Rider" to service provided beginning January 1, 2016.

R  
R  
R  
R  
R  
D  
N  
N  
N

In addition, customer bills under this rate are subject to the following adjustments and/or charges.

**FUEL CLAUSE**

Bills are subject to the adjustments provided for in the Fuel Clause Rider.

**RESOURCE ADJUSTMENT**

Bills are subject to the adjustments provided for in the Conservation Improvement Program Adjustment Rider, the State Energy Policy Rate Rider, the Renewable Development Fund Rider, the Transmission Cost Recovery Rider, the Renewable Energy Standard Rider and the Mercury Cost Recovery Rider.

**ENVIRONMENTAL IMPROVEMENT RIDER**

Bills are subject to the adjustments provided for in the Environmental Improvement Rider.

(Continued on Sheet No. 5-88)

Date Filed:	<del>11-04-13</del> <sup>11-02-15</sup>	By: Christopher B. Clark	Effective Date:	<del>11-01-15</del>
		President, Northern States Power Company, a Minnesota corporation		
Docket No.	E002/GR- <del>43-868</del> <sup>15-826</sup>		Order Date:	<del>08-31-15</del>

**FIRE AND CIVIL DEFENSE SIREN SERVICE**  
**RATE CODE A42**

Section No. 5  
~~44th~~12th Revised Sheet No. 89

**AVAILABILITY**

Available for power service for the operation of municipal fire and civil defense warning sirens having a rated capacity not in excess of 25 horsepower.

**DETERMINATION OF CUSTOMER BILLS**

Customer bills shall reflect energy charges (if applicable) based on customer's kWh usage, plus a customer charge (if applicable), plus demand charges (if applicable) based on customer's kW billing demand as defined below. Bills may be subject to a minimum charge based on the monthly customer charge and / or certain monthly or annual demand charges. Bills also include applicable riders, adjustments, surcharges, voltage discounts, and energy credits. Details regarding the specific charges applicable to this service are listed below.

**RATE**

Per Month per Horsepower of Connected Capacity \$0.75

R  
D

In addition, customer bills under this rate are subject to the following adjustments and/or charges.

**MONTHLY MINIMUM CHARGE**

Net per Month \$3.61

R

**INTERIM RATE ADJUSTMENT**

A 7.75% Interim Rate Surcharge will be applied to rate components specified in the "Interim Rate Surcharge Rider" to service provided beginning January 1, 2016.

N  
N  
N

The following are terms and conditions for service under this tariff.

**LATE PAYMENT CHARGE**

Any unpaid balance over \$10.00 is subject to a 1.5% late payment charge or \$1.00, whichever is greater, after the date due. The charge may be assessed as provided for in the General Rules and Regulations, Section 3.5.

**CONNECTION**

Under the above rate, the Company will make no extension for service other than a normal service span. Where conditions are such that a long service connection or extra transformer capacity, or both, are necessary, the customer shall either pay the entire cost of such extra equipment or pay a monthly facilities charge based on such costs.

The circuit serving the siren must be in conduit from the entrance to the motor with an enclosed entrance switch box, which may be sealed and operated from an external appliance.

**OPTIONAL**

In case the customer already has a service connection of sufficient capacity to permit operation of the siren without unduly disturbing conditions on the Company's nearby circuits, the siren may be connected at the option of the customer on the load side of the customer's existing meter and the commercial rate applied to the total load.

---

Date Filed:	<del>11-04-13</del> <u>11-02-15</u>	By: Christopher B. Clark	Effective Date:	<del>11-01-15</del>
		President, Northern States Power Company, a Minnesota corporation		
Docket No.	E002/GR- <del>13-868</del> <u>15-826</u>		Order Date:	<del>08-31-15</del>

**MINNESOTA ELECTRIC RATE BOOK - MPUC NO. 2**

**INTERIM RATE SURCHARGE RIDER**

Section No. 5

~~10th~~11th Revised Sheet No. 94

**CANCELED AVAILABILITY**

The Interim Rate Surcharge applies to:

1. Customer, Energy, Demand and Minimum Charges
2. Energy Charge Credits
3. Limited Energy Surcharges
4. Controllable Demand Credits
5. Voltage Discounts
6. Fixed Charges for Low Wattage Unmetered Devices
7. Lighting Rates per Luminaire and Lighting Rates per Unit
8. Siren Service Rate per Horsepower
9. Residential Controlled Air Conditioning and Water Heating Discounts (Energy and Fuel Cost Charges)
10. Commercial and Industrial Controlled Air Conditioning Credits
11. Standby Service Rider
12. Supplemental Service Rider
13. Tier 1 Energy Controlled Service Rider
14. Area Development Rider
15. Competitive Response Rider
16. Tier 1 Peak Controlled Short Notice Rider
17. Business Incentive and Sustainability Rider

The Interim Rate Surcharge does not apply to:

1. Fuel Clause Rider
2. Conservation Improvement Program Adjustment Rider
3. Low Income Discounts (Energy and Fuel Cost Charges)
4. Low Income Program Surcharges
5. Off Season Load Rider
6. City Requested Facilities Surcharge Rider
7. Windsource Program Rider
8. WAPA Bill Credit Program Rider
9. Mercury Cost Recovery Rider
10. Environmental Improvement Rider
11. State Energy Policy Rate Rider
12. Renewable Development Fund Rider
13. Transmission Cost Recovery Rider
14. Renewable Energy Standard Rider
15. Net Energy Billing Service
16. Late Payment Charge

This temporary Interim Rate Surcharge Rider will expire when final rates become effective.

**RATE**

Each rate schedule that the Interim Rate Surcharge applies to contains the following text:

**INTERIM RATE ADJUSTMENT**

A 7.75% Interim Rate Surcharge will be applied to rate components specified in the "Interim Rate Surcharge Rider" to service provided beginning January 1, 2016.

Date Filed: ~~11-04-13~~11-02-15

By: Christopher B. Clark

Effective Date: ~~11-01-15~~

President, Northern States Power Company, a Minnesota corporation

Docket No. E002/GR-~~13-868~~15-826

Order Date: ~~08-31-15~~

D  
N

N



**2016 Interim Tariffs  
Clean**



**MINNESOTA ELECTRIC RATE BOOK - MPUC NO. 2**

**TABLE OF CONTENTS (Continued)**

Section No. 1  
 14th Revised Sheet No. 3

<u>Section</u>	<u>Item</u>	<u>Sheet No.</u>
<b>SECTION 5</b>	<b>RATE SCHEDULES (Continued)</b>	
	<u>RIDERS</u>	
	Fuel Clause Rider.....	5-91
	Conservation Improvement Program Adjustment Rider .....	5-92
	Surcharge Rider .....	5-93
	Franchise and Other City Fees.....	5-93.1
	Interim Rate Surcharge Rider.....	5-94
	Low Income Energy Discount Rider. ....	5-95
	Residential Controlled Air Conditioning and Water Heating Rider .....	5-97
	Commercial and Industrial Controlled Air Conditioning Rider .....	5-99
	Off Season Load Rider .....	5-100
	Standby Service Rider.....	5-101
	Supplemental Generation Service Rider .....	5-108
	Tier 1 Energy Controlled Service Rider .....	5-115
	Revenue Decoupling Mechanism Rider .....	5-117
	Area Development Rider. ....	5-119
	Competitive Response Rider .....	5-122
	Tier 1 Peak Controlled Short Notice Rider.....	5-126
	City Requested Facilities Surcharge Rider .....	5-131
	Voluntary Renewable and High-Efficiency Energy	
	Purchase (Windsorce Program) Rider .....	5-134
	WAPA Bill Crediting Program Rider.....	5-135
	Mercury Cost Recovery Rider.....	5-136
	Environmental Improvement Rider .....	5-137
	Business Incentive and Sustainability Rider .....	5-139
	State Energy Policy Rate Rider .....	5-142
	Renewable Development Fund Rider.....	5-143
	Transmission Cost Recovery Rider .....	5-144
	Renewable Energy Standard Rider .....	5-146

N

(Continued on Sheet No. 1-4)

Date Filed:	11-02-15	By: Christopher B. Clark	Effective Date:
		President, Northern States Power Company, a Minnesota corporation	
Docket No.	E002/GR-15-826		Order Date:

**MINNESOTA ELECTRIC RATE BOOK – MPUC NO. 2**

---

**RATE SCHEDULES  
TABLE OF CONTENTS (Continued)**

Section No. 5  
12th Revised Sheet No. TOC-2

---

<u>Item</u>	<u>Sheet No.</u>
<b><u>RIDER</u></b>	
24. Fuel Clause Rider .....	5-91
25. Conservation Improvement Program Adjustment Rider .....	5-92
26. Surcharge Rider .....	5-93
27. Franchise and Other City Fees .....	5-93.1
28. Interim Rate Surcharge Rider .....	5-94
29. Low Income Energy Discount Rider .....	5-95
30. Residential Controlled Air Conditioning and Water Heating Rider .....	5-97
31. Commercial and Industrial Controlled Air Conditioning Rider .....	5-99
32. Off Season Load Rider.....	5-100
33. Standby Service Rider .....	5-101
34. Supplemental Generation Service Rider .....	5-108
35. Tier 1 Energy Controlled Service Rider.....	5-115
36. Revenue Decoupling Mechanism Rider.....	5-117
37. Area Development Rider.....	5-119
38. Competitive Response Rider .....	5-122
39. Tier 1 Peak Controlled Short Notice Rider .....	5-126
40. City Requested Facilities Surcharge Rider.....	5-131
41. Voluntary Renewable and High-Efficiency Energy Purchase (Windsorce Program) Rider .	5-134
42. WAPA Bill Crediting Program Rider .....	5-135
43. Mercury Cost Recovery Rider .....	5-136
44. Environmental Improvement Rider.....	5-137
45. Business Incentive and Sustainability Rider.....	5-139
46. State Energy Policy Rate Rider.....	5-142
47. Renewable Development Fund Rider .....	5-143
48. Transmission Cost Recovery Rider.....	5-144
49. Renewable Energy Standard Rider.....	5-146

N  
T  
T

**MINNESOTA ELECTRIC RATE BOOK - MPUC NO. 2**

**RESIDENTIAL SERVICE**  
**RATE CODE A00, A01, A03**

Section No. 5  
28th Revised Sheet No. 1

**AVAILABILITY**

Available to any residential customer for domestic purposes only in a single private residence and qualifying farm customers.

**DETERMINATION OF CUSTOMER BILLS**

Customer bills shall reflect energy charges (if applicable) based on customer's kWh usage, plus a customer charge (if applicable), plus demand charges (if applicable) based on customer's kW billing demand as defined below. Bills may be subject to a minimum charge based on the monthly customer charge and / or certain monthly or annual demand charges. Bills also include applicable riders, adjustments, surcharges, voltage discounts, and energy credits. Details regarding the specific charges applicable to this service are listed below.

**RATE**

	<u>Standard</u>	<u>Electric Space Heating</u>
Customer Charge per Month – Water Heating (A00)	\$0.00	N/A
– Overhead (A01)	\$8.00	\$10.00
– Underground (A03)	\$10.00	\$12.00
Energy Charge per kWh		
June - September	\$0.09395	\$0.09395
Other Months	\$0.08040	\$0.05819

**INTERIM RATE ADJUSTMENT**

A 7.75% Interim Rate Surcharge will be applied to rate components specified in the "Interim Rate Surcharge Rider" to service provided beginning January 1, 2016.

N  
N  
N

In addition, customer bills under this rate are subject to the following adjustments and/or charges.

**FUEL CLAUSE**

Bills are subject to the adjustments provided for in the Fuel Clause Rider.

**RESOURCE ADJUSTMENT**

Bills are subject to the adjustments provided for in the Conservation Improvement Program Adjustment Rider, the State Energy Policy Rate Rider, the Renewable Development Fund Rider, the Transmission Cost Recovery Rider, the Renewable Energy Standard Rider and the Mercury Cost Recovery Rider.

**ENVIRONMENTAL IMPROVEMENT RIDER**

Bills are subject to the adjustments provided for in the Environmental Improvement Rider.

**MONTHLY MINIMUM CHARGE**

Customer Charge.

(Continued on Sheet No. 5-1.1)

Date Filed: 11-02-15 By: Christopher B. Clark Effective Date:  
President, Northern States Power Company, a Minnesota corporation  
Docket No. E002/GR-15-826 Order Date:

**MINNESOTA ELECTRIC RATE BOOK - MPUC NO. 2**

---

**RESIDENTIAL TIME OF DAY SERVICE  
RATE CODE A02, A04**

Section No. 5  
28th Revised Sheet No. 2

---

**AVAILABILITY**

Available to any residential customer for domestic purposes only in a single private residence and qualifying farm customers.

**DETERMINATION OF CUSTOMER BILLS**

Customer bills shall reflect energy charges (if applicable) based on customer's kWh usage, plus a customer charge (if applicable), plus demand charges (if applicable) based on customer's kW billing demand as defined below. Bills may be subject to a minimum charge based on the monthly customer charge and / or certain monthly or annual demand charges. Bills also include applicable riders, adjustments, surcharges, voltage discounts, and energy credits. Details regarding the specific charges applicable to this service are listed below.

**RATE**

	<u>Standard</u>	<u>Electric Space Heating</u>
Customer Charge per Month		
Overhead (A02)	\$10.00	\$12.00
Underground (A04)	\$12.00	\$14.00
On Peak Period Energy Charge per kWh		
June - September	\$0.20077	\$0.20077
Other Months	\$0.16454	\$0.10912
Off Peak Period Energy Charge per kWh		
June - September	\$0.03015	\$0.03015
Other Months	\$0.03015	\$0.03015

**INTERIM RATE ADJUSTMENT**

A 7.75% Interim Rate Surcharge will be applied to rate components specified in the "Interim Rate Surcharge Rider" to service provided beginning January 1, 2016.

N  
N  
N

In addition, customer bills under this rate are subject to the following adjustments and/or charges.

**FUEL CLAUSE**

Bills are subject to the adjustments provided for in the Fuel Clause Rider.

**RESOURCE ADJUSTMENT**

Bills are subject to the adjustments provided for in the Conservation Improvement Program Adjustment Rider, the State Energy Policy Rate Rider, the Renewable Development Fund Rider, the Transmission Cost Recovery Rider, the Renewable Energy Standard Rider and the Mercury Cost Recovery Rider.

**ENVIRONMENTAL IMPROVEMENT RIDER**

Bills are subject to the adjustments provided for in the Environmental Improvement Rider.

---

(Continued on Sheet No. 5-3)

---

Date Filed: 11-02-15

By: Christopher B. Clark

Effective Date:

President, Northern States Power Company, a Minnesota corporation

Docket No. E002/GR-15-826

Order Date:

**MINNESOTA ELECTRIC RATE BOOK - MPUC NO. 2**

---

**RESIDENTIAL ELECTRIC VEHICLE SERVICE  
RATE CODE A08**

Section No. 5  
16th Revised Sheet No. 5

---

**AVAILABILITY**

Available to residential customers for service only to electric vehicle loads including battery charging and accessory usage. The customer must complete Company-approved documentation verifying possession, through ownership or lease, of an electric vehicle as defined in Section 169.011, subdivision 26a of Minnesota law.

**CHARACTER OF SERVICE**

Single-phase 60-Hertz service at approximately 120 or 120/240 volts will be provided hereunder. Three-phase service or other service upgrade requests will be provided in accordance with Company service regulations.

**RENEWABLE ENERGY SUPPLY OPTION**

Customers have the option to elect all or a portion of the supply of electricity under this schedule from renewable energy resources. The renewable energy supply option is available subject to the provisions contained in the Voluntary Renewable and High-Efficiency Energy Purchase (Windsource Program) Rider, or other available rate schedule for voluntary renewable energy supply that is applicable.

**DETERMINATION OF CUSTOMER BILLS**

Customer bills shall reflect energy charges (if applicable) based on customer's kWh usage, plus a customer charge (if applicable), plus demand charges (if applicable) based on customer's kW billing demand as defined below. Bills may be subject to a minimum charge based on the monthly customer charge and / or certain monthly or annual demand charges. Bills also include applicable riders, adjustments, surcharges, voltage discounts, and energy credits. Details regarding the specific charges applicable to this service are listed below.

**RATE**

Customer Charge per Month	\$4.95
On-Peak Period Energy Charge per kWh	
June - September	\$0.17564
Other Months	\$0.14170
Off-Peak Period Energy Charge per kWh	\$0.03300

**INTERIM RATE ADJUSTMENT**

A 7.75% Interim Rate Surcharge will be applied to rate components specified in the "Interim Rate Surcharge Rider" to service provided beginning January 1, 2016.

N  
N  
N

In addition, customer bills under this rate are subject to the following adjustments and/or charges.

**FUEL CLAUSE**

Bills are subject to the adjustments provided for in the Fuel Clause Rider.

**RESOURCE ADJUSTMENT**

Bills are subject to the adjustments provided for in the Conservation Improvement Program Adjustment Rider, the State Energy Policy Rate Rider, the Renewable Development Fund Rider, the Transmission Cost Recovery Rider, the Renewable Energy Standard Rider and the Mercury Cost Recovery Rider.

(Continued on Sheet No. 5-6)

---

Date Filed:	11-02-15	By: Christopher B. Clark	Effective Date:
		President, Northern States Power Company, a Minnesota corporation	
Docket No.	E002/GR-15-826		Order Date:

**MINNESOTA ELECTRIC RATE BOOK - MPUC NO. 2**

---

**ENERGY CONTROLLED SERVICE  
(NON-DEMAND METERED)  
RATE CODE A05**

Section No. 5  
27th Revised Sheet No. 9

---

**AVAILABILITY**

Available to residential and commercial customers with permanently connected interruptible loads of up to 50 kW that would be under Company control. The types of loads served would include dual fuel space heating, water heating, and other loads subject to Company approval.

**DETERMINATION OF CUSTOMER BILLS**

Customer bills shall reflect energy charges (if applicable) based on customer's kWh usage, plus a customer charge (if applicable), plus demand charges (if applicable) based on customer's kW billing demand as defined below. Bills may be subject to a minimum charge based on the monthly customer charge and / or certain monthly or annual demand charges. Bills also include applicable riders, adjustments, surcharges, voltage discounts, and energy credits. Details regarding the specific charges applicable to this service are listed below.

**RATE**

	Residential	Commercial & Industrial
Customer Charge	\$4.95	\$4.95
Energy Charge per kWh	\$0.04283	\$0.04283
Optional		
June - September	\$0.09395	\$0.08787
Other Months	\$0.04283	\$0.04283

**OPTIONAL ENERGY CHARGE**

This option is available to customers with heat pump installations for non-interruptible service during June through September billing months.

**INTERIM RATE ADJUSTMENT**

A 7.75% Interim Rate Surcharge will be applied to rate components specified in the "Interim Rate Surcharge Rider" to service provided beginning January 1, 2016.

N  
N  
N

In addition, customer bills under this rate are subject to the following adjustments and/or charges.

**FUEL CLAUSE**

Bills are subject to the adjustments provided for in the Fuel Clause Rider.

**RESOURCE ADJUSTMENT**

Bills are subject to the adjustments provided for in the Conservation Improvement Program Adjustment Rider, the State Energy Policy Rate Rider, the Renewable Development Fund Rider, the Transmission Cost Recovery Rider, the Renewable Energy Standard Rider and the Mercury Cost Recovery Rider.

**ENVIRONMENTAL IMPROVEMENT RIDER**

Bills are subject to the adjustments provided for in the Environmental Improvement Rider.

(Continued on Sheet No. 5-10)

---

Date Filed: 15-826

By: Christopher B. Clark

Effective Date:

President, Northern States Power Company, a Minnesota corporation

Docket No. E002/GR-15-826

Order Date:

**MINNESOTA ELECTRIC RATE BOOK - MPUC NO. 2**

**LIMITED OFF PEAK SERVICE  
 RATE CODE A06**

Section No. 5  
 30th Revised Sheet No. 11

**AVAILABILITY**

Available to any customers for controlled loads that will be energized only for the time period between 10:00 p.m. to 6:30 a.m. daily.

**DETERMINATION OF CUSTOMER BILLS**

Customer bills shall reflect energy charges (if applicable) based on customer's kWh usage, plus a customer charge (if applicable), plus demand charges (if applicable) based on customer's kW billing demand as defined below. Bills may be subject to a minimum charge based on the monthly customer charge and / or certain monthly or annual demand charges. Bills also include applicable riders, adjustments, surcharges, voltage discounts, and energy credits. Details regarding the specific charges applicable to this service are listed below.

**RATE**

	<u>Residential</u>	<u>Commercial &amp; Industrial</u>
Customer Charge per Month		
Secondary Voltage		
Single Phase	\$4.95	\$10.00
Three Phase	--	\$13.60
Primary Voltage	--	\$60.00
Transmission Transformed	--	\$60.00
Transmission	--	\$60.00
Energy Charge per kWh		
Secondary Voltage	\$0.02642	\$0.02642
Primary Voltage	--	\$0.02549
Transmission Transformed	--	\$0.02369
Transmission	--	\$0.02358

**INTERIM RATE ADJUSTMENT**

A 7.75% Interim Rate Surcharge will be applied to rate components specified in the "Interim Rate Surcharge Rider" to service provided beginning January 1, 2016.

N  
 N  
 N

In addition, customer bills under this rate are subject to the following adjustments and/or charges.

**FUEL CLAUSE**

Bills are subject to the adjustments provided for in the Fuel Clause Rider.

**RESOURCE ADJUSTMENT**

Bills are subject to the adjustments provided for in the Conservation Improvement Program Adjustment Rider, the State Energy Policy Rate Rider, the Renewable Development Fund Rider, the Transmission Cost Recovery Rider, the Renewable Energy Standard Rider and the Mercury Cost Recovery Rider.

(Continued on Sheet No. 5-11.1)

Date Filed:	11-02-15	By: Christopher B. Clark	Effective Date:
		President, Northern States Power Company, a Minnesota corporation	
Docket No.	E002/GR-15-826		Order Date:

**MINNESOTA ELECTRIC RATE BOOK - MPUC NO. 2**

---

**AUTOMATIC PROTECTIVE LIGHTING SERVICE  
RATE CODE A07**

Section No. 5  
20th Revised Sheet No. 14

---

**AVAILABILITY**

Available to all types of customers except for municipal street lighting purposes.

**DETERMINATION OF CUSTOMER BILLS**

Customer bills shall reflect energy charges (if applicable) based on customer's kWh usage, plus a customer charge (if applicable), plus demand charges (if applicable) based on customer's kW billing demand as defined below. Bills may be subject to a minimum charge based on the monthly customer charge and / or certain monthly or annual demand charges. Bills also include applicable riders, adjustments, surcharges, voltage discounts, and energy credits. Details regarding the specific charges applicable to this service are listed below.

**RATE**

<u>Designation of Lamp</u>	<u>Monthly Rate Per Unit</u>
Area Units	
100W High Pressure Sodium	\$7.34
175W Mercury (1)	\$7.34
250W High Pressure Sodium	\$11.64
400W Mercury (1)	\$11.64
Directional Units	
250W High Pressure Sodium	\$12.62
400W High Pressure Sodium	\$16.12
1,000W Mercury (1)	\$25.52

(1) Available to existing installations only.

**INTERIM RATE ADJUSTMENT**

A 7.75% Interim Rate Surcharge will be applied to rate components specified in the "Interim Rate Surcharge Rider" to service provided beginning January 1, 2016.

N  
N  
N

In addition, customer bills under this rate are subject to the following adjustments and/or charges.

**SERVICE INCLUDED IN RATE**

Company shall own, operate, and maintain the lighting unit including the fixture, lamp, ballast, photoelectric control, mounting brackets, and all necessary wiring. Company shall furnish all electric energy required for operation of the unit.

**FUEL CLAUSE**

Bills are subject to the adjustments provided for in the Fuel Clause Rider.

(Continued on Sheet No. 5-15)

---

Date Filed:	11-02-15	By: Christopher B. Clark	Effective Date:
		President, Northern States Power Company, a Minnesota corporation	
Docket No.	E002/GR-15-826		Order Date:



**MINNESOTA ELECTRIC RATE BOOK - MPUC NO. 2**

---

**SMALL GENERAL SERVICE**  
**RATE CODE A09, A10, A11, A13**

Section No. 5  
28th Revised Sheet No. 21

---

**AVAILABILITY**

Standard service (i.e., alternating current) is available to any non-residential customer for single or three phase electric service. Direct Current service is only available in Minneapolis and St. Paul to the extent now used.

**DETERMINATION OF CUSTOMER BILLS**

Customer bills shall reflect energy charges (if applicable) based on customer's kWh usage, plus a customer charge (if applicable), plus demand charges (if applicable) based on customer's kW billing demand as defined below. Bills may be subject to a minimum charge based on the monthly customer charge and / or certain monthly or annual demand charges. Bills also include applicable riders, adjustments, surcharges, voltage discounts, and energy credits. Details regarding the specific charges applicable to this service are listed below.

**RATE**

Customer Charge per Month – Unmetered (A09)	\$8.00
– Metered (A10)	\$10.00
– Water Heating (A11)	\$0.00
– Direct Current (A13)	\$10.00

Energy Charge per kWh

June - September	\$0.08787
Other Months	\$0.07432

Demand Charge (Direct Current Only) per Month per kW of Connected Load	\$3.48
---	--------

**INTERIM RATE ADJUSTMENT**

A 7.75% Interim Rate Surcharge will be applied to rate components specified in the "Interim Rate Surcharge Rider" to service provided beginning January 1, 2016.

N  
N  
N

In addition, customer bills under this rate are subject to the following adjustments and/or charges.

**FUEL CLAUSE**

Bills are subject to the adjustments provided for in the Fuel Clause Rider.

**RESOURCE ADJUSTMENT**

Bills are subject to the adjustments provided for in the Conservation Improvement Program Adjustment Rider, the State Energy Policy Rate Rider, the Renewable Development Fund Rider, the Transmission Cost Recovery Rider, the Renewable Energy Standard Rider and the Mercury Cost Recovery Rider.

---

(Continued on Sheet No. 5-22)

---

Date Filed: 11-02-15	By: Christopher B. Clark	Effective Date:
	President, Northern States Power Company, a Minnesota corporation	
Docket No. E002/GR-15-826		Order Date:

---

**SMALL GENERAL TIME OF DAY SERVICE**  
**RATE CODE A12, A16, A18, A22**

Section No. 5  
28th Revised Sheet No. 23

---

**AVAILABILITY**

Available to any non-residential customer for single or three phase electric service supplied through one meter.

**DETERMINATION OF CUSTOMER BILLS**

Customer bills shall reflect energy charges (if applicable) based on customer's kWh usage, plus a customer charge (if applicable), plus demand charges (if applicable) based on customer's kW billing demand as defined below. Bills may be subject to a minimum charge based on the monthly customer charge and / or certain monthly or annual demand charges. Bills also include applicable riders, adjustments, surcharges, voltage discounts, and energy credits. Details regarding the specific charges applicable to this service are listed below.

**RATE**

Customer Charge per Month – Time Of Day Metered (A12)	\$12.00
– kWh Metered (A16)	\$10.00
– Unmetered (A18)	\$8.00
– Low Wattage (A22)	(Please see page 5-24.1)

Energy Charge per kWh	<u>Oct-May</u>	<u>Jun-Sep</u>
On Peak Period (A12)	\$0.12280	\$0.15123
Off Peak Period (A12)	\$0.03015	\$0.03015
Constant Hourly (A16, A18, A22) (= 35% On, 65% Off)	\$0.06258	\$0.07253

**INTERIM RATE ADJUSTMENT**

A 7.75% Interim Rate Surcharge will be applied to rate components specified in the "Interim Rate Surcharge Rider" to service provided beginning January 1, 2016.

N  
N  
N

In addition, customer bills under this rate are subject to the following adjustments and/or charges.

**FUEL CLAUSE**

Bills are subject to the adjustments provided for in the Fuel Clause Rider.

**RESOURCE ADJUSTMENT**

Bills are subject to the adjustments provided for in the Conservation Improvement Program Adjustment Rider, the State Energy Policy Rate Rider, the Renewable Development Fund Rider, the Transmission Cost Recovery Rider, the Renewable Energy Standard Rider and the Mercury Cost Recovery Rider.

**ENVIRONMENTAL IMPROVEMENT RIDER**

Bills are subject to the adjustments provided for in the Environmental Improvement Rider.

**MONTHLY MINIMUM CHARGE**

Customer Charge.

---

(Continued on Sheet No. 5-24)

---

Date Filed: 11-02-15	By: Christopher B. Clark	Effective Date:
	President, Northern States Power Company, a Minnesota corporation	
Docket No. E002/GR-15-826		Order Date:

**MINNESOTA ELECTRIC RATE BOOK - MPUC NO. 2**

**GENERAL SERVICE  
 RATE CODE A14**

Section No. 5  
 28th Revised Sheet No. 26

**AVAILABILITY**

Available to any non-residential customer for general service where customer is not required to be on a time-of-day rate schedule. Once the customer's 15-minute measured demands are equal to or greater than 1,000 kW for at least 4 of the past 12 consecutive months, the customer will be transferred to the General Time of Day service.

**DETERMINATION OF CUSTOMER BILLS**

Customer bills shall reflect energy charges (if applicable) based on customer's kWh usage, plus a customer charge (if applicable), plus demand charges (if applicable) based on customer's kW billing demand as defined below. Bills may be subject to a minimum charge based on the monthly customer charge and / or certain monthly or annual demand charges. Bills also include applicable riders, adjustments, surcharges, voltage discounts, and energy credits. Details regarding the specific charges applicable to this service are listed below.

**RATE**

Customer Charge per Month		\$25.75	
Service at Secondary Voltage	<u>Oct-May</u>		<u>Jun-Sep</u>
Demand Charge per Month per kW	\$9.96		\$14.07
Energy Charge per kWh		\$0.03201	
Energy Charge Credit per Month per kWh			
All kWh in Excess of 400 Hours		\$0.0140	
Times the Billing Demand			
			<u>January - December</u>
Voltage Discounts per Month	<u>Per kW</u>		<u>Per kWh</u>
Primary Voltage	\$0.90		\$0.00093
Transmission Transformed Voltage	\$1.60		\$0.00274
Transmission Voltage	\$2.40		\$0.00284

**INTERIM RATE ADJUSTMENT**

A 7.75% Interim Rate Surcharge will be applied to rate components specified in the "Interim Rate Surcharge Rider" to service provided beginning January 1, 2016.

N  
 N  
 N

In addition, customer bills under this rate are subject to the following adjustments and/or charges.

**FUEL CLAUSE**

Bills are subject to the adjustments provided for in the Fuel Clause Rider.

**RESOURCE ADJUSTMENT**

Bills are subject to the adjustments provided for in the Conservation Improvement Program Adjustment Rider, the State Energy Policy Rate Rider, the Renewable Development Fund Rider, the Transmission Cost Recovery Rider, the Renewable Energy Standard Rider and the Mercury Cost Recovery Rider.

(Continued on Sheet No. 5-27)

Date Filed:	11-02-15	By: Christopher B. Clark	Effective Date:
		President, Northern States Power Company, a Minnesota corporation	
Docket No.	E002/GR-15-826		Order Date:

**GENERAL TIME OF DAY SERVICE  
 RATE CODE A15, A17, A19**

Section No. 5  
 24th Revised Sheet No. 29

**AVAILABILITY-MANDATORY**

Effective November 1, 2007, this rate schedule is mandatory for any non-residential customer for general service having a 15-minute measured demand equal to or greater than 1,000 kW for at least 4 of the past 12 consecutive months. Customer will remain on this rate schedule on a mandatory basis unless their demand remains below 1,000 kW for 12 consecutive months.

**AVAILABILITY-OPTIONAL**

This rate schedule is optional for any non-residential customer for general service where customer is not required to be on a time-of-day rate.

**DETERMINATION OF CUSTOMER BILLS**

Customer bills shall reflect energy charges (if applicable) based on customer's kWh usage, plus a customer charge (if applicable), plus demand charges (if applicable) based on customer's kW billing demand as defined below. Bills may be subject to a minimum charge based on the monthly customer charge and / or certain monthly or annual demand charges. Bills also include applicable riders, adjustments, surcharges, voltage discounts, and energy credits. Details regarding the specific charges applicable to this service are listed below.

**RATE**

Customer Charge per Month – Time Of Day Metered (A15)		\$29.75
-- kWh Metered (A17)		\$25.75
-- Unmetered (A19)		\$21.75
Service at Secondary Voltage	<u>Oct-May</u>	<u>Jun-Sep</u>
Demand Charge per Month per kW		
On Peak Period Demand	\$9.96	\$14.07
Off Peak Period Demand in Excess of On Peak Period Demand	\$2.40	\$2.40
Energy Charge per kWh		
On Peak Period Energy	\$0.04482	
Off Peak Period Energy	\$0.02233	
Energy Charge Credit per Month per kWh		
All kWh in Excess of 400 Hours Times the On Peak Period Billing Demand, Not to Exceed 50% of Total kWh	\$0.0140	
	<u>January - December</u>	
Voltage Discounts per Month	<u>Per kW</u>	<u>Per kWh</u>
Primary Voltage	\$0.90	\$0.00093
Transmission Transformed Voltage	\$1.60	\$0.00274
Transmission Voltage	\$2.40	\$0.00284

**INTERIM RATE ADJUSTMENT**

A 7.75% Interim Rate Surcharge will be applied to rate components specified in the "Interim Rate Surcharge Rider" to service provided beginning January 1, 2016.

N  
 N  
 N

(Continued on Sheet No. 5-30)

Date Filed: 11-02-15 By: Christopher B. Clark Effective Date:  
 President, Northern States Power Company, a Minnesota corporation  
 Docket No. E002/GR-15-826 Order Date:

**MINNESOTA ELECTRIC RATE BOOK - MPUC NO. 2**

---

**PEAK CONTROLLED SERVICE (Continued)**  
**RATE CODE A23**

Section No. 5  
17th Revised Sheet No. 41

---

**INTERIM RATE ADJUSTMENT**

A 7.75% Interim Rate Surcharge will be applied to rate components specified in the "Interim Rate Surcharge Rider" to service provided beginning January 1, 2016.

N  
N  
N

In addition, customer bills under this rate are subject to the following adjustments and/or charges.

**FUEL CLAUSE**

Bills are subject to the adjustments provided for in the Fuel Clause Rider.

**RESOURCE ADJUSTMENT**

Bills are subject to the adjustments provided for in the Conservation Improvement Program Adjustment Rider, the State Energy Policy Rate Rider, the Renewable Development Fund Rider, the Transmission Cost Recovery Rider, the Renewable Energy Standard Rider and the Mercury Cost Recovery Rider.

**ENVIRONMENTAL IMPROVEMENT RIDER**

Bills are subject to the adjustments provided for in the Environmental Improvement Rider.

**SURCHARGE**

In certain communities, bills are subject to surcharges provided for in a Surcharge Rider.

**LOW INCOME ENERGY DISCOUNT RIDER**

Bills are subject to the adjustment provided for in the Low Income Energy Discount Rider.

**LATE PAYMENT CHARGE**

Any unpaid balance over \$10.00 is subject to a 1.5% late payment charge or \$1.00, whichever is greater, after the date due. The charge may be assessed as provided for in the General Rules and Regulations, Section 3.5.

**DEFINITION OF PERFORMANCE FACTOR (PF)**

Performance factor is defined in percentage terms as the average of the July and August calendar month unadjusted maximum Controllable Demand occurring from 1:00 p.m. to 7:00 p.m. on weekdays, or which has been permanently shifted out of normal control period times, divided by the unadjusted maximum annual Controllable Demand. Customers claiming permanent load shifts must provide verification to Company, based on NSP's established criteria.

**DETERMINATION OF DEMAND**

Maximum Actual Demand in kW shall be the greatest 15-minute load during the billing month.

Adjusted Demand in kW for billing purposes shall be determined by dividing the Maximum Actual Demand in kW by the power factor expressed in percent but not more than a 90% power factor and multiplying the quotient so obtained by 90% and rounding to the nearest whole kW.

(Continued on Sheet No. 5-42)

---

Date Filed:	11-02-15	By: Christopher B. Clark	Effective Date:
		President, Northern States Power Company, a Minnesota corporation	
Docket No.	E002/GR-15-826		Order Date:

**MINNESOTA ELECTRIC RATE BOOK - MPUC NO. 2**

**PEAK CONTROLLED TIME OF DAY SERVICE**

Section No. 5

(Continued)

22nd Revised Sheet No. 45

**RATE CODE A24**

**RATE (Continued)**

	<u>Tier 1</u>	<u>Tier 2</u>
Demand Charge per Month per kW		
On Peak Period Demand		
Firm Demand		
June - September	\$14.07	\$14.07
Other Months	\$9.96	\$9.96
Controllable Demand (Jan-Dec)		
Level A: < 65% PF	Not Available	\$8.21
Level B: ≥ 65% and < 85% PF	\$6.70	\$7.40
Level C: ≥ 85% PF	\$6.13	\$6.90
Short Notice Rider	\$5.63	Not Available
Off Peak Period Demand in Excess of On Peak Period Demand (Jan-Dec)	\$2.40	\$2.40
	<u>January - December</u>	
Voltage Discounts per Month	<u>Per kW</u>	<u>Per kWh</u>
Primary Voltage	\$0.90	\$0.00093
Transmission Transformed Voltage	\$1.60	\$0.00274
Transmission Voltage	\$2.40	\$0.00284

**INTERIM RATE ADJUSTMENT**

A 7.75% Interim Rate Surcharge will be applied to rate components specified in the "Interim Rate Surcharge Rider" to service provided beginning January 1, 2016.

N  
N  
N

In addition, customer bills under this rate are subject to the following adjustments and/or charges.

**FUEL CLAUSE**

Bills are subject to the adjustments provided for in the Fuel Clause Rider.

**RESOURCE ADJUSTMENT**

Bills are subject to the adjustments provided for in the Conservation Improvement Program Adjustment Rider, the State Energy Policy Rate Rider, the Renewable Development Fund Rider, the Transmission Cost Recovery Rider, the Renewable Energy Standard Rider and the Mercury Cost Recovery Rider.

**ENVIRONMENTAL IMPROVEMENT RIDER**

Bills are subject to the adjustments provided for in the Environmental Improvement Rider.

**SURCHARGE**

In certain communities, bills are subject to surcharges provided for in a Surcharge Rider.

(Continued on Sheet No. 5-46)

Date Filed:	11-02-15	By: Christopher B. Clark	Effective Date:
		President, Northern States Power Company, a Minnesota corporation	
Docket No.	E002/GR-15-826		Order Date:

**MINNESOTA ELECTRIC RATE BOOK - MPUC NO. 2**

---

**REAL TIME PRICING SERVICE (Continued)**  
**RATE CODE: A62 (FIRM), A63 (CONTROLLABLE)**

Section No. 5  
21st Revised Sheet No. 65

---

**INTERIM RATE ADJUSTMENT**

A 7.75% Interim Rate Surcharge will be applied to rate components specified in the "Interim Rate Surcharge Rider" to service provided beginning January 1, 2016.

N  
N  
N

**DAY-TYPE**

Separate energy charges are defined for each of eight day-types. Company will normally designate the applicable day-type for each day by 4:00 p.m. of the preceding day. If Company has not designated the applicable day by 4:00 p.m., the day-type will be the same as the last designated day-type, unless Company later designates a lower cost day-type.

**CONTRACT**

Customers must contract for this service through an Electric Service Agreement with Company. Contract period will normally be for one year.

**FUEL CLAUSE**

Bills are subject to the adjustments provided for in the Fuel Clause Rider.

**RESOURCE ADJUSTMENT**

Bills are subject to the adjustments provided for in the Conservation Improvement Program Adjustment Rider, the State Energy Policy Rate Rider, the Renewable Development Fund Rider, the Transmission Cost Recovery Rider, the Renewable Energy Standard Rider and the Mercury Cost Recovery Rider.

**ENVIRONMENTAL IMPROVEMENT RIDER**

Bills are subject to the adjustments provided for in the Environmental Improvement Rider.

**SURCHARGE**

In certain communities, bills are subject to surcharges provided for in a Surcharge Rider.

**LOW INCOME ENERGY DISCOUNT RIDER**

Bills are subject to the adjustment provided for in the Low Income Energy Discount Rider.

**LATE PAYMENT CHARGE**

Any unpaid balance over \$10.00 is subject to a 1.5% late payment charge or \$1.00, whichever is greater, after the date due. The charge may be assessed as provided for in the General Rules and Regulations, Section 3.5.

**PEAK PERIOD HOURS DEFINITION**

Peak period hours are the nine hours between 9:00 a.m. and 6:00 p.m. for day-types 1, 2, 3, 4, 5, and 6. No peak period hours are applicable for day-types 7 and 8.

---

(Continued on Sheet No. 5-65.1)

---

Date Filed: 11-02-15

By: Christopher B. Clark

Effective Date:

President, Northern States Power Company, a Minnesota corporation

Docket No. E002/GR-15-826

Order Date:

**MINNESOTA ELECTRIC RATE BOOK - MPUC NO. 2**

---

**LIGHT RAIL LINE TARIFF  
RATE CODE A29**

Section No. 5  
14th Revised Sheet No. 71

---

**AVAILABILITY**

Available to the Metropolitan Council's light rail transit lines for all electric power and energy required by its Traction Station service locations. Traction Stations will be aggregated as lines as they are put into service. Traction Stations common to more than one line will be aggregated with the line with which they were originally put into service.

**RATE**

Customer Charge per Month per Traction Station		\$100.00	
Transmission and Distribution Demand Charge per Month per kW			
All Traction Station On Peak Non-Coincident Billing Demands		\$4.24	
Off Peak Period Non-Coincident Demand in Excess of On Peak Period Non-Coincident Demand		\$1.50	
Generation Demand Charge per Month per kW	<b>OCT-MAY</b>		<b>JUN-SEP</b>
Rail Line On Peak Coincident Billing Demand	\$4.82		\$8.93
Energy Charge per kWh			
On Peak Period Energy		\$0.04389	
Off Peak Period Energy		\$0.02140	
Energy Charge Credit per Month per kWh			
All Energy in Excess of 400 Hours Times the On Peak Period Coincident Billing Demand, Not to Exceed 50% of the Energy		\$0.01200	

**INTERIM RATE ADJUSTMENT**

A 7.75% Interim Rate Surcharge will be applied to rate components specified in the "Interim Rate Surcharge Rider" to service provided beginning January 1, 2016.

N  
N  
N

In addition, customer bills under this rate are subject to the following adjustments and/or charges.

**FUEL CLAUSE**

Bills are subject to the adjustments provided for in the Fuel Clause Rider.

**RESOURCE ADJUSTMENT**

Bills are subject to the adjustments provided for in the Conservation Improvement Program Adjustment Rider, the State Energy Policy Rate Rider, the Renewable Development Fund Rider, the Transmission Cost Recovery Rider, the Renewable Energy Standard Rider and the Mercury Cost Recovery Rider.

**ENVIRONMENTAL IMPROVEMENT RIDER**

Bills are subject to the adjustments provided for in the Environmental Improvement Rider.

**SURCHARGE**

In certain communities, bills are subject to surcharges provided for in a Surcharge Rider.

---

(Continued on Sheet No. 5-72)

---

Date Filed:	11-02-15	By: Christopher B. Clark	Effective Date:
		President, Northern States Power Company, a Minnesota corporation	
Docket No.	E002/GR-15-826		Order Date:



**MINNESOTA ELECTRIC RATE BOOK - MPUC NO. 2**

**STREET LIGHTING SYSTEM SERVICE  
 RATE CODE A30**

Section No. 5  
 22nd Revised Sheet No. 74

**AVAILABILITY**

Available for year-round illumination of public streets, parkways, and highways by High Pressure Sodium (HPS) or Metal Halide electric lamps in luminaires supported on poles, where the facilities for this service are furnished by Company. Underground Service under this schedule is limited to areas having a Company owned underground electric distribution system. Standard Service includes a monthly payment for the lighting system cost. Pre-Pay Option requires customer payment for the lighting system cost before establishing service.

**DETERMINATION OF CUSTOMER BILLS**

Customer bills shall reflect energy charges (if applicable) based on customer's kWh usage, plus a customer charge (if applicable), plus demand charges (if applicable) based on customer's kW billing demand as defined below. Bills may be subject to a minimum charge based on the monthly customer charge and / or certain monthly or annual demand charges. Bills also include applicable riders, adjustments, surcharges, voltage discounts, and energy credits. Details regarding the specific charges applicable to this service are listed below.

**RATE**

Designation of Lamp	Monthly Rate Per Luminaire			Pre-Pay Option
	Standard Service			
	Overhead	Underground	Decorative	
70W High Pressure Sodium	\$8.95	\$17.67	--	\$5.50
100W High Pressure Sodium	\$9.44	\$18.16	\$28.16	\$6.14
150W High Pressure Sodium	\$10.15	\$18.87	\$29.25	\$6.94
200W High Pressure Sodium*	\$11.89	--	--	--
250W High Pressure Sodium	\$12.78	\$21.29	\$31.11	\$8.83
400W High Pressure Sodium	\$15.50	\$23.72	\$33.36	\$11.38
175W Metal Halide	\$13.86	\$25.51	\$33.36	\$12.47

\*Closed to new customers

**INTERIM RATE ADJUSTMENT**

A 7.75% Interim Rate Surcharge will be applied to rate components specified in the "Interim Rate Surcharge Rider" to service provided beginning January 1, 2016.

N  
 N  
 N

**PRE-PAY OPTION SURCHARGE**

A monthly surcharge per luminaire of 0.2% applies to the amount the purchase price exceeds \$1,200.

In addition, customer bills under this rate are subject to the following adjustments and/or charges.

**FUEL CLAUSE**

Bills are subject to the adjustments provided for in the Fuel Clause Rider.

(Continued on Sheet No 5-74.1)

Date Filed: 11-02-15

By: Christopher B. Clark

Effective Date:

President, Northern States Power Company, a Minnesota corporation

Docket No. E002/GR-15-826

Order Date:

**MINNESOTA ELECTRIC RATE BOOK - MPUC NO. 2**

---

**STREET LIGHTING ENERGY SERVICE (CLOSED)  
RATE CODE A32**

Section No. 5  
21st Revised Sheet No. 76

---

**AVAILABILITY**

Available for year-round illumination of public streets, parkways, and highways by electric lamps mounted on standards where customer owns a Company approved ornamental street lighting system complete with standards, luminaires with globes, lamps, and other appurtenances, together with all necessary cables extending between standards and to point of connection to Company's facilities as designated by Company. Service is limited to existing lighting systems being served under this schedule.

**DETERMINATION OF CUSTOMER BILLS**

Customer bills shall reflect energy charges (if applicable) based on customer's kWh usage, plus a customer charge (if applicable), plus demand charges (if applicable) based on customer's kW billing demand as defined below. Bills may be subject to a minimum charge based on the monthly customer charge and / or certain monthly or annual demand charges. Bills also include applicable riders, adjustments, surcharges, voltage discounts, and energy credits. Details regarding the specific charges applicable to this service are listed below.

**RATE**

<u>Designation of Lamp</u>	<u>Monthly Rate per Luminaire</u>
100W Mercury	\$2.37
175W Mercury	\$3.53
250W Mercury	\$4.78
400W Mercury	\$7.45
700W Mercury	\$12.39
1,000W Mercury	\$17.24
50W High Pressure Sodium	\$1.32
70W High Pressure Sodium	\$1.67
100W High Pressure Sodium	\$2.22
150W High Pressure Sodium	\$3.04
200W High Pressure Sodium	\$4.05
250W High Pressure Sodium	\$5.12
400W High Pressure Sodium	\$7.79
750W High Pressure Sodium	\$13.37
F72HO Fluorescent	\$3.61

**INTERIM RATE ADJUSTMENT**

A 7.75% Interim Rate Surcharge will be applied to rate components specified in the "Interim Rate Surcharge Rider" to service provided beginning January 1, 2016.

N  
N  
N

(Continued on Sheet No. 5-77)

---

Date Filed: 11-02-15

By: Christopher B. Clark

Effective Date:

President, Northern States Power Company, a Minnesota corporation

Docket No. E002/GR-15-826

Order Date:

**MINNESOTA ELECTRIC RATE BOOK - MPUC NO. 2**

---

**STREET LIGHTING ENERGY SERVICE - METERED  
RATE CODE A34**

Section No. 5  
26th Revised Sheet No. 78

---

**AVAILABILITY**

Available for year-round illumination of public streets, parkways, and highways by electric lamps mounted on standards where customer owns and maintains an ornamental street lighting system complete with standards, luminaires with globes, lamps, photocells, and other appurtenances, together with all necessary cables extending between standards and to point of connection to Company's meter as designated by Company.

**DETERMINATION OF CUSTOMER BILLS**

Customer bills shall reflect energy charges (if applicable) based on customer's kWh usage, plus a customer charge (if applicable), plus demand charges (if applicable) based on customer's kW billing demand as defined below. Bills may be subject to a minimum charge based on the monthly customer charge and / or certain monthly or annual demand charges. Bills also include applicable riders, adjustments, surcharges, voltage discounts, and energy credits. Details regarding the specific charges applicable to this service are listed below.

**RATE**

Customer Charge per Meter per Month \$4.75

Energy Charge per kWh \$0.04402

**INTERIM RATE ADJUSTMENT**

A 7.75% Interim Rate Surcharge will be applied to rate components specified in the "Interim Rate Surcharge Rider" to service provided beginning January 1, 2016.

N  
N  
N

**FUEL CLAUSE**

Bills are subject to the adjustments provided for in the Fuel Clause Rider.

**RESOURCE ADJUSTMENT**

Bills are subject to the adjustments provided for in the Conservation Improvement Program Adjustment Rider, the State Energy Policy Rate Rider, the Renewable Development Fund Rider, the Transmission Cost Recovery Rider, the Renewable Energy Standard Rider and the Mercury Cost Recovery Rider.

**ENVIRONMENTAL IMPROVEMENT RIDER**

Bills are subject to the adjustments provided for in the Environmental Improvement Rider.

**SURCHARGE**

In certain communities, bills are subject to surcharges provided for in a Surcharge Rider.

(Continued on Sheet No. 78.1)

---

Date Filed: 11-02-15

By: Christopher B. Clark

Effective Date:

President, Northern States Power Company, a Minnesota corporation

Docket No. E002/GR-15-826

Order Date:

**MINNESOTA ELECTRIC RATE BOOK - MPUC NO. 2**

---

**STREET LIGHTING SERVICE - CITY OF ST. PAUL  
RATE CODE A37**

Section No. 5  
24th Revised Sheet No. 80

---

**AVAILABILITY**

Available to the City of St. Paul for furnishing, maintaining, and operating certain electrical connections, lines, and appurtenances thereto, and supplying electric current for city street lighting.

**DETERMINATION OF CUSTOMER BILLS**

Customer bills shall reflect energy charges (if applicable) based on customer's kWh usage, plus a customer charge (if applicable), plus demand charges (if applicable) based on customer's kW billing demand as defined below. Bills may be subject to a minimum charge based on the monthly customer charge and / or certain monthly or annual demand charges. Bills also include applicable riders, adjustments, surcharges, voltage discounts, and energy credits. Details regarding the specific charges applicable to this service are listed below.

**RATE**

<u>Designation of Lamp</u>	<u>Monthly Rate per Luminaire</u>
100W High Pressure Sodium	\$5.35
150W High Pressure Sodium	\$6.07
250W High Pressure Sodium	\$8.78

**INTERIM RATE ADJUSTMENT**

A 7.75% Interim Rate Surcharge will be applied to rate components specified in the "Interim Rate Surcharge Rider" to service provided beginning January 1, 2016.

N  
N  
N

In addition, customer bills under this rate are subject to the following adjustments and/or charges.

**FUEL CLAUSE**

Bills are subject to the adjustments provided for in the Fuel Clause Rider.

**RESOURCE ADJUSTMENT**

Bills are subject to the adjustments provided for in the Conservation Improvement Program Adjustment Rider, the State Energy Policy Rate Rider, the Renewable Development Fund Rider, the Transmission Cost Recovery Rider, the Renewable Energy Standard Rider and the Mercury Cost Recovery Rider.

**ENVIRONMENTAL IMPROVEMENT RIDER**

Bills are subject to the adjustments provided for in the Environmental Improvement Rider.

**SURCHARGE**

In certain communities, bills are subject to surcharges provided for in a Surcharge Rider.

The following are terms and conditions for service under this tariff.

**LATE PAYMENT CHARGE**

Any unpaid balance over \$10.00 is subject to a 1.5% late payment charge or \$1.00, whichever is greater, after the date due. The charge may be assessed as provided for in the General Rules and Regulations, Section 3.5.

(Continued on Sheet No. 5-81)

---

Date Filed: 11-02-15 By: Christopher B. Clark Effective Date:  
President, Northern States Power Company, a Minnesota corporation  
Docket No. E002/GR-15-826 Order Date:

**MINNESOTA ELECTRIC RATE BOOK - MPUC NO. 2**

---

**SMALL MUNICIPAL PUMPING SERVICE  
RATE CODE A40**

Section No. 5  
27th Revised Sheet No. 85

---

**AVAILABILITY**

Available to municipal owned water works and municipal sewage systems for operation of pumping and treatment plants. (Rate schedule is applied separately to each delivery point.)

**DETERMINATION OF CUSTOMER BILLS**

Customer bills shall reflect energy charges (if applicable) based on customer's kWh usage, plus a customer charge (if applicable), plus demand charges (if applicable) based on customer's kW billing demand as defined below. Bills may be subject to a minimum charge based on the monthly customer charge and / or certain monthly or annual demand charges. Bills also include applicable riders, adjustments, surcharges, voltage discounts, and energy credits. Details regarding the specific charges applicable to this service are listed below.

**RATE**

	<u>Oct-May</u>	<u>Jun-Sep</u>
Customer Charge per Month	\$10.00	\$10.00
Energy Charge per kWh	\$0.07432	\$0.08787

**INTERIM RATE ADJUSTMENT**

A 7.75% Interim Rate Surcharge will be applied to rate components specified in the "Interim Rate Surcharge Rider" to service provided beginning January 1, 2016.

N  
N  
N

In addition, customer bills under this rate are subject to the following adjustments and/or charges.

**FUEL CLAUSE**

Bills are subject to the adjustments provided for in the Fuel Clause Rider.

**RESOURCE ADJUSTMENT**

Bills are subject to the adjustments provided for in the Conservation Improvement Program Adjustment Rider, the State Energy Policy Rate Rider, the Renewable Development Fund Rider, the Transmission Cost Recovery Rider, the Renewable Energy Standard Rider and the Mercury Cost Recovery Rider.

**ENVIRONMENTAL IMPROVEMENT RIDER**

Bills are subject to the adjustments provided for in the Environmental Improvement Rider.

**MONTHLY MINIMUM CHARGE**

Customer Charge.

**SURCHARGE**

In certain communities, bills are subject to surcharges provided for in a Surcharge Rider.

**LOW INCOME ENERGY DISCOUNT RIDER**

Bills are subject to the adjustment provided for in the Low Income Energy Discount Rider.

(Continued on Sheet No. 5-86)

---

Date Filed: 11-02-15

By: Christopher B. Clark

Effective Date:

President, Northern States Power Company, a Minnesota corporation

Docket No. E002/GR-15-826

Order Date:

**MINNESOTA ELECTRIC RATE BOOK - MPUC NO. 2**

---

**MUNICIPAL PUMPING SERVICE  
RATE CODE A41**

Section No. 5  
28th Revised Sheet No. 87

---

**AVAILABILITY**

Available to municipal owned water works and municipal sewage systems for operation of pumping and treatment plants. (Rate schedule is applied separately to each delivery point.)

**RATE**

Customer Charge per Month		\$25.75
	<u>Oct-May</u>	<u>Jun-Sep</u>
Service at Secondary Voltage		
Demand Charge per Month per kW	\$9.96	\$14.07
Energy Charge per kWh		\$0.03201
Energy Charge Credit per Month per kWh		
All kWh in Excess of 400 Hours		\$0.0140
Times the Billing Demand		
	<u>January - December</u>	
Voltage Discounts per Month	<u>Per kW</u>	<u>Per kWh</u>
Primary Voltage	\$0.90	\$0.00093

**INTERIM RATE ADJUSTMENT**

A 7.75% Interim Rate Surcharge will be applied to rate components specified in the "Interim Rate Surcharge Rider" to service provided beginning January 1, 2016.

N  
N  
N

In addition, customer bills under this rate are subject to the following adjustments and/or charges.

**FUEL CLAUSE**

Bills are subject to the adjustments provided for in the Fuel Clause Rider.

**RESOURCE ADJUSTMENT**

Bills are subject to the adjustments provided for in the Conservation Improvement Program Adjustment Rider, the State Energy Policy Rate Rider, the Renewable Development Fund Rider, the Transmission Cost Recovery Rider, the Renewable Energy Standard Rider and the Mercury Cost Recovery Rider.

**ENVIRONMENTAL IMPROVEMENT RIDER**

Bills are subject to the adjustments provided for in the Environmental Improvement Rider.

(Continued on Sheet No. 5-88)

---

Date Filed:	11-02-15	By: Christopher B. Clark	Effective Date:
		President, Northern States Power Company, a Minnesota corporation	
Docket No.	E002/GR-15-826		Order Date:

**MINNESOTA ELECTRIC RATE BOOK - MPUC NO. 2**

---

**FIRE AND CIVIL DEFENSE SIREN SERVICE  
RATE CODE A42**

Section No. 5  
12th Revised Sheet No. 89

---

**AVAILABILITY**

Available for power service for the operation of municipal fire and civil defense warning sirens having a rated capacity not in excess of 25 horsepower.

**DETERMINATION OF CUSTOMER BILLS**

Customer bills shall reflect energy charges (if applicable) based on customer's kWh usage, plus a customer charge (if applicable), plus demand charges (if applicable) based on customer's kW billing demand as defined below. Bills may be subject to a minimum charge based on the monthly customer charge and / or certain monthly or annual demand charges. Bills also include applicable riders, adjustments, surcharges, voltage discounts, and energy credits. Details regarding the specific charges applicable to this service are listed below.

**RATE**

Per Month per Horsepower of Connected Capacity      \$0.75

In addition, customer bills under this rate are subject to the following adjustments and/or charges.

**MONTHLY MINIMUM CHARGE**

Net per Month      \$3.61

**INTERIM RATE ADJUSTMENT**

A 7.75% Interim Rate Surcharge will be applied to rate components specified in the "Interim Rate Surcharge Rider" to service provided beginning January 1, 2016.

N  
N  
N

The following are terms and conditions for service under this tariff.

**LATE PAYMENT CHARGE**

Any unpaid balance over \$10.00 is subject to a 1.5% late payment charge or \$1.00, whichever is greater, after the date due. The charge may be assessed as provided for in the General Rules and Regulations, Section 3.5.

**CONNECTION**

Under the above rate, the Company will make no extension for service other than a normal service span. Where conditions are such that a long service connection or extra transformer capacity, or both, are necessary, the customer shall either pay the entire cost of such extra equipment or pay a monthly facilities charge based on such costs.

The circuit serving the siren must be in conduit from the entrance to the motor with an enclosed entrance switch box, which may be sealed and operated from an external appliance.

**OPTIONAL**

In case the customer already has a service connection of sufficient capacity to permit operation of the siren without unduly disturbing conditions on the Company's nearby circuits, the siren may be connected at the option of the customer on the load side of the customer's existing meter and the commercial rate applied to the total load.

---

Date Filed: 11-02-15      By: Christopher B. Clark      Effective Date:  
President, Northern States Power Company, a Minnesota corporation  
Docket No. E002/GR-15-826      Order Date:

**MINNESOTA ELECTRIC RATE BOOK - MPUC NO. 2**

---

**INTERIM RATE SURCHARGE RIDER**

Section No. 5  
11th Revised Sheet No. 94

---

**AVAILABILITY**

The Interim Rate Surcharge applies to:

1. Customer, Energy, Demand and Minimum Charges
2. Energy Charge Credits
3. Limited Energy Surcharges
4. Controllable Demand Credits
5. Voltage Discounts
6. Fixed Charges for Low Wattage Unmetered Devices
7. Lighting Rates per Luminaire and Lighting Rates per Unit
8. Siren Service Rate per Horsepower
9. Residential Controlled Air Conditioning and Water Heating Discounts (Energy and Fuel Cost Charges)
10. Commercial and Industrial Controlled Air Conditioning Credits
11. Standby Service Rider
12. Supplemental Service Rider
13. Tier 1 Energy Controlled Service Rider
14. Area Development Rider
15. Competitive Response Rider
16. Tier 1 Peak Controlled Short Notice Rider
17. Business Incentive and Sustainability Rider

The Interim Rate Surcharge does not apply to:

1. Fuel Clause Rider
2. Conservation Improvement Program Adjustment Rider
3. Low Income Discounts (Energy and Fuel Cost Charges)
4. Low Income Program Surcharges
5. Off Season Load Rider
6. City Requested Facilities Surcharge Rider
7. Windsource Program Rider
8. WAPA Bill Credit Program Rider
9. Mercury Cost Recovery Rider
10. Environmental Improvement Rider
11. State Energy Policy Rate Rider
12. Renewable Development Fund Rider
13. Transmission Cost Recovery Rider
14. Renewable Energy Standard Rider
15. Net Energy Billing Service
16. Late Payment Charge

This temporary Interim Rate Surcharge Rider will expire when final rates become effective.

**RATE**

Each rate schedule that the Interim Rate Surcharge applies to contains the following text:

**INTERIM RATE ADJUSTMENT**

A 7.75% Interim Rate Surcharge will be applied to rate components specified in the "Interim Rate Surcharge Rider" to service provided beginning January 1, 2016.

---

Date Filed: 11-02-15

By: Christopher B. Clark

Effective Date:

President, Northern States Power Company, a Minnesota corporation

Docket No. E002/GR-15-826

Order Date:

D  
N

N





**2017 Interim Tariffs  
Redline**

**MINNESOTA ELECTRIC RATE BOOK - MPUC NO. 2**

**TABLE OF CONTENTS (Continued)**

Section No. 1  
~~13th~~14th Revised Sheet No. 3

<u>Section</u>	<u>Item</u>	<u>Sheet No.</u>
<b>SECTION 5</b>	<b>RATE SCHEDULES (Continued)</b>	
	<u>RIDERS</u>	
	Fuel Clause Rider.....	5-91
	Conservation Improvement Program Adjustment Rider .....	5-92
	Surcharge Rider .....	5-93
	Franchise and Other City Fees.....	5-93.1
	<u>Interim Rate Surcharge Rider</u> .....	<u>5-94</u>
	Low Income Energy Discount Rider. ....	5-95
	Residential Controlled Air Conditioning and Water Heating Rider .....	5-97
	Commercial and Industrial Controlled Air Conditioning Rider .....	5-99
	Off Season Load Rider .....	5-100
	Standby Service Rider.....	5-101
	Supplemental Generation Service Rider .....	5-108
	Tier 1 Energy Controlled Service Rider .....	5-115
	Revenue Decoupling Mechanism Rider .....	5-117
	Area Development Rider. ....	5-119
	Competitive Response Rider .....	5-122
	Tier 1 Peak Controlled Short Notice Rider.....	5-126
	City Requested Facilities Surcharge Rider .....	5-131
	Voluntary Renewable and High-Efficiency Energy	
	Purchase (Windsorce Program) Rider .....	5-134
	WAPA Bill Crediting Program Rider.....	5-135
	Mercury Cost Recovery Rider.....	5-136
	Environmental Improvement Rider .....	5-137
	Business Incentive and Sustainability Rider .....	5-139
	State Energy Policy Rate Rider .....	5-142
	Renewable Development Fund Rider.....	5-143
	Transmission Cost Recovery Rider .....	5-144
	Renewable Energy Standard Rider .....	5-146

DN

N

(Continued on Sheet No. 1-4)

Date Filed:	<del>11-04-13</del> <u>11-02-15</u>	By: Christopher B. Clark	Effective Date:	<del>11-01-15</del>
		President, Northern States Power Company, a Minnesota corporation		
Docket No.	E002/GR- <del>43-868</del> <u>15-826</u>		Order Date:	<del>08-31-15</del>

**MINNESOTA ELECTRIC RATE BOOK – MPUC NO. 2**

**RATE SCHEDULES**

**TABLE OF CONTENTS (Continued)**

Section No. 5

~~11th~~<sup>12th</sup> Revised Sheet No. TOC-2

<u>Item</u>	<u>Sheet No.</u>
<b><u>RIDER</u></b>	
24. Fuel Clause Rider .....	5-91
25. Conservation Improvement Program Adjustment Rider .....	5-92
26. Surcharge Rider .....	5-93
27. Franchise and Other City Fees .....	5-93.1
<del>28.</del> <u>Interim Rate Surcharge Rider .....</u>	<u>5-94</u>
<del>2829.</del> Low Income Energy Discount Rider .....	5-95
<del>2930.</del> Residential Controlled Air Conditioning and Water Heating Rider .....	5-97
<del>3031.</del> Commercial and Industrial Controlled Air Conditioning Rider .....	5-99
<del>3132.</del> Off Season Load Rider .....	5-100
<del>3233.</del> Standby Service Rider .....	5-101
<del>3334.</del> Supplemental Generation Service Rider .....	5-108
<del>3435.</del> Tier 1 Energy Controlled Service Rider .....	5-115
<del>3536.</del> Revenue Decoupling Mechanism Rider .....	5-117
<del>3637.</del> Area Development Rider .....	5-119
<del>3738.</del> Competitive Response Rider .....	5-122
<del>3839.</del> Tier 1 Peak Controlled Short Notice Rider .....	5-126
<del>3940.</del> City Requested Facilities Surcharge Rider .....	5-131
<del>4041.</del> Voluntary Renewable and High-Efficiency Energy Purchase (Windsorce Program) Rider	5-134
<del>4142.</del> WAPA Bill Crediting Program Rider .....	5-135
<del>4243.</del> Mercury Cost Recovery Rider .....	5-136
<del>4344.</del> Environmental Improvement Rider .....	5-137
<del>4445.</del> Business Incentive and Sustainability Rider .....	5-139
<del>4546.</del> State Energy Policy Rate Rider .....	5-142
<del>4647.</del> Renewable Development Fund Rider .....	5-143
<del>4748.</del> Transmission Cost Recovery Rider .....	5-144
<del>4849.</del> Renewable Energy Standard Rider .....	5-146

D  
I  
N  
T

Date Filed:	<del>11-04-13</del> <sup>11-02-15</sup>	By: Christopher B. Clark	Effective Date:	<del>11-01-15</del>
		President, Northern States Power Company, a Minnesota corporation		
Docket No.	E002/GR- <del>13-868</del> <sup>15-826</sup>		Order Date:	<del>08-31-15</del>

**MINNESOTA ELECTRIC RATE BOOK - MPUC NO. 2**

**RESIDENTIAL SERVICE**

Section No. 5

**RATE CODE A00, A01, A03**

~~27th~~28th Revised Sheet No. 1

**AVAILABILITY**

Available to any residential customer for domestic purposes only in a single private residence and qualifying farm customers.

**DETERMINATION OF CUSTOMER BILLS**

Customer bills shall reflect energy charges (if applicable) based on customer's kWh usage, plus a customer charge (if applicable), plus demand charges (if applicable) based on customer's kW billing demand as defined below. Bills may be subject to a minimum charge based on the monthly customer charge and / or certain monthly or annual demand charges. Bills also include applicable riders, adjustments, surcharges, voltage discounts, and energy credits. Details regarding the specific charges applicable to this service are listed below.

**RATE**

	<u>Standard</u>	<u>Electric Space Heating</u>
Customer Charge per Month – Water Heating (A00)	\$0.00	N/A
– Overhead (A01)	\$8.00	\$10.00
– Underground (A03)	\$10.00	\$12.00
Energy Charge per kWh		
June - September	\$0.09395	\$0.09395
Other Months	\$0.08040	\$0.05819

P  
P  
D  
N  
N  
N

**INTERIM RATE ADJUSTMENT**

A 9.88% Interim Rate Surcharge will be applied to rate components specified in the "Interim Rate Surcharge Rider" to service provided beginning January 1, 2017.

In addition, customer bills under this rate are subject to the following adjustments and/or charges.

**FUEL CLAUSE**

Bills are subject to the adjustments provided for in the Fuel Clause Rider.

**RESOURCE ADJUSTMENT**

Bills are subject to the adjustments provided for in the Conservation Improvement Program Adjustment Rider, the State Energy Policy Rate Rider, the Renewable Development Fund Rider, the Transmission Cost Recovery Rider, the Renewable Energy Standard Rider and the Mercury Cost Recovery Rider.

**ENVIRONMENTAL IMPROVEMENT RIDER**

Bills are subject to the adjustments provided for in the Environmental Improvement Rider.

**MONTHLY MINIMUM CHARGE**

Customer Charge.

(Continued on Sheet No. 5-1.1)

Date Filed:	<del>11-04-13</del> <u>11-02-15</u>	By: Christopher B. Clark	Effective Date:	<del>11-01-15</del>
		President, Northern States Power Company, a Minnesota corporation		
Docket No.	E002/GR- <del>13-868</del> <u>15-826</u>		Order Date:	<del>08-31-15</del>

**MINNESOTA ELECTRIC RATE BOOK - MPUC NO. 2**

**RESIDENTIAL TIME OF DAY SERVICE**

Section No. 5

**RATE CODE A02, A04**

~~27th~~28th Revised Sheet No. 2

**AVAILABILITY**

Available to any residential customer for domestic purposes only in a single private residence and qualifying farm customers.

**DETERMINATION OF CUSTOMER BILLS**

Customer bills shall reflect energy charges (if applicable) based on customer's kWh usage, plus a customer charge (if applicable), plus demand charges (if applicable) based on customer's kW billing demand as defined below. Bills may be subject to a minimum charge based on the monthly customer charge and / or certain monthly or annual demand charges. Bills also include applicable riders, adjustments, surcharges, voltage discounts, and energy credits. Details regarding the specific charges applicable to this service are listed below.

**RATE**

	<u>Standard</u>	<u>Electric Space Heating</u>
Customer Charge per Month		
Overhead (A02)	\$10.00	\$12.00
Underground (A04)	\$12.00	\$14.00
On Peak Period Energy Charge per kWh		
June - September	\$0.20077	\$0.20077
Other Months	\$0.16454	\$0.10912
Off Peak Period Energy Charge per kWh		
June - September	\$0.03015	\$0.03015
Other Months	\$0.03015	\$0.03015

**INTERIM RATE ADJUSTMENT**

A 9.88% Interim Rate Surcharge will be applied to rate components specified in the "Interim Rate Surcharge Rider" to service provided beginning January 1, 2017.

R  
R  
R  
D  
N  
N  
N

In addition, customer bills under this rate are subject to the following adjustments and/or charges.

**FUEL CLAUSE**

Bills are subject to the adjustments provided for in the Fuel Clause Rider.

**RESOURCE ADJUSTMENT**

Bills are subject to the adjustments provided for in the Conservation Improvement Program Adjustment Rider, the State Energy Policy Rate Rider, the Renewable Development Fund Rider, the Transmission Cost Recovery Rider, the Renewable Energy Standard Rider and the Mercury Cost Recovery Rider.

**ENVIRONMENTAL IMPROVEMENT RIDER**

Bills are subject to the adjustments provided for in the Environmental Improvement Rider.

(Continued on Sheet No. 5-3)

Date Filed: <del>11-04-13</del> <u>11-02-15</u>	By: Christopher B. Clark	Effective Date: <del>11-01-15</del>
	President, Northern States Power Company, a Minnesota corporation	
Docket No. E002/GR- <del>13-868</del> <u>15-826</u>		Order Date: <del>08-31-15</del>

**MINNESOTA ELECTRIC RATE BOOK - MPUC NO. 2**

**RESIDENTIAL ELECTRIC VEHICLE SERVICE**  
**RATE CODE A08**

Section No. 5  
~~15th~~16th Revised Sheet No. 5

**AVAILABILITY**

Available to residential customers for service only to electric vehicle loads including battery charging and accessory usage. The customer must complete Company-approved documentation verifying possession, through ownership or lease, of an electric vehicle as defined in Section 169.011, subdivision 26a of Minnesota law.

**CHARACTER OF SERVICE**

Single-phase 60-Hertz service at approximately 120 or 120/240 volts will be provided hereunder. Three-phase service or other service upgrade requests will be provided in accordance with Company service regulations.

**RENEWABLE ENERGY SUPPLY OPTION**

Customers have the option to elect all or a portion of the supply of electricity under this schedule from renewable energy resources. The renewable energy supply option is available subject to the provisions contained in the Voluntary Renewable and High-Efficiency Energy Purchase (WindsorSource Program) Rider, or other available rate schedule for voluntary renewable energy supply that is applicable.

**DETERMINATION OF CUSTOMER BILLS**

Customer bills shall reflect energy charges (if applicable) based on customer's kWh usage, plus a customer charge (if applicable), plus demand charges (if applicable) based on customer's kW billing demand as defined below. Bills may be subject to a minimum charge based on the monthly customer charge and / or certain monthly or annual demand charges. Bills also include applicable riders, adjustments, surcharges, voltage discounts, and energy credits. Details regarding the specific charges applicable to this service are listed below.

**RATE**

Customer Charge per Month	\$4.95
On-Peak Period Energy Charge per kWh	
June - September	\$0.17564
Other Months	\$0.14170
Off-Peak Period Energy Charge per kWh	\$0.03300

**INTERIM RATE ADJUSTMENT**

A 9.88% Interim Rate Surcharge will be applied to rate components specified in the "Interim Rate Surcharge Rider" to service provided beginning January 1, 2017.

In addition, customer bills under this rate are subject to the following adjustments and/or charges.

**FUEL CLAUSE**

Bills are subject to the adjustments provided for in the Fuel Clause Rider.

**RESOURCE ADJUSTMENT**

Bills are subject to the adjustments provided for in the Conservation Improvement Program Adjustment Rider, the State Energy Policy Rate Rider, the Renewable Development Fund Rider, the Transmission Cost Recovery Rider, the Renewable Energy Standard Rider and the Mercury Cost Recovery Rider.

(Continued on Sheet No. 5-6)

Date Filed: <del>11-04-13</del> <u>11-02-15</u>	By: Christopher B. Clark President, Northern States Power Company, a Minnesota corporation	Effective Date: <del>11-01-15</del>
Docket No. E002/GR- <del>43-868</del> <u>15-826</u>		Order Date: <del>08-31-15</del>

D  
N  
N  
N

**MINNESOTA ELECTRIC RATE BOOK - MPUC NO. 2**

**ENERGY CONTROLLED SERVICE  
 (NON-DEMAND METERED)  
 RATE CODE A05**

Section No. 5  
~~26th~~<sup>27th</sup> Revised Sheet No. 9

**AVAILABILITY**

Available to residential and commercial customers with permanently connected interruptible loads of up to 50 kW that would be under Company control. The types of loads served would include dual fuel space heating, water heating, and other loads subject to Company approval.

**DETERMINATION OF CUSTOMER BILLS**

Customer bills shall reflect energy charges (if applicable) based on customer's kWh usage, plus a customer charge (if applicable), plus demand charges (if applicable) based on customer's kW billing demand as defined below. Bills may be subject to a minimum charge based on the monthly customer charge and / or certain monthly or annual demand charges. Bills also include applicable riders, adjustments, surcharges, voltage discounts, and energy credits. Details regarding the specific charges applicable to this service are listed below.

**RATE**

	Residential	Commercial & Industrial	
Customer Charge	\$4.95	\$4.95	
Energy Charge per kWh	\$0.04283	\$0.04283	R
Optional			
June - September	\$0.09395	\$0.08787	R
Other Months	\$0.04283	\$0.04283	R

**OPTIONAL ENERGY CHARGE**

This option is available to customers with heat pump installations for non-interruptible service during June through September billing months.

**INTERIM RATE ADJUSTMENT**

A 9.88% Interim Rate Surcharge will be applied to rate components specified in the "Interim Rate Surcharge Rider" to service provided beginning January 1, 2017.

D  
N  
N  
N

In addition, customer bills under this rate are subject to the following adjustments and/or charges.

**FUEL CLAUSE**

Bills are subject to the adjustments provided for in the Fuel Clause Rider.

**RESOURCE ADJUSTMENT**

Bills are subject to the adjustments provided for in the Conservation Improvement Program Adjustment Rider, the State Energy Policy Rate Rider, the Renewable Development Fund Rider, the Transmission Cost Recovery Rider, the Renewable Energy Standard Rider and the Mercury Cost Recovery Rider.

**ENVIRONMENTAL IMPROVEMENT RIDER**

Bills are subject to the adjustments provided for in the Environmental Improvement Rider.

(Continued on Sheet No. 5-10)

Date Filed:	<del>11-04-13</del> <sup>15-826</sup>	By: Christopher B. Clark	Effective Date:	<del>11-01-15</del>
		President, Northern States Power Company, a Minnesota corporation		
Docket No.	E002/GR- <del>13-868</del> <sup>15-826</sup>		Order Date:	<del>08-31-15</del>



**MINNESOTA ELECTRIC RATE BOOK - MPUC NO. 2**

**LIMITED OFF PEAK SERVICE  
RATE CODE A06**

Section No. 5  
~~29th~~30th Revised Sheet No. 11

**AVAILABILITY**

Available to any customers for controlled loads that will be energized only for the time period between 10:00 p.m. to 6:30 a.m. daily.

**DETERMINATION OF CUSTOMER BILLS**

Customer bills shall reflect energy charges (if applicable) based on customer's kWh usage, plus a customer charge (if applicable), plus demand charges (if applicable) based on customer's kW billing demand as defined below. Bills may be subject to a minimum charge based on the monthly customer charge and / or certain monthly or annual demand charges. Bills also include applicable riders, adjustments, surcharges, voltage discounts, and energy credits. Details regarding the specific charges applicable to this service are listed below.

**RATE**

	<u>Residential</u>	<u>Commercial &amp; Industrial</u>
Customer Charge per Month		
Secondary Voltage		
Single Phase	\$4.95	\$10.00
Three Phase	--	\$13.60
Primary Voltage	--	\$60.00
Transmission Transformed	--	\$60.00
Transmission	--	\$60.00
Energy Charge per kWh		
Secondary Voltage	\$0.02642	\$0.02642
Primary Voltage	--	\$0.02549
Transmission Transformed	--	\$0.02369
Transmission	--	\$0.02358

**INTERIM RATE ADJUSTMENT**

A 9.88% Interim Rate Surcharge will be applied to rate components specified in the "Interim Rate Surcharge Rider" to service provided beginning January 1, 2017.

In addition, customer bills under this rate are subject to the following adjustments and/or charges.

**FUEL CLAUSE**

Bills are subject to the adjustments provided for in the Fuel Clause Rider.

**RESOURCE ADJUSTMENT**

Bills are subject to the adjustments provided for in the Conservation Improvement Program Adjustment Rider, the State Energy Policy Rate Rider, the Renewable Development Fund Rider, the Transmission Cost Recovery Rider, the Renewable Energy Standard Rider and the Mercury Cost Recovery Rider.

(Continued on Sheet No. 5-11.1)

Date Filed: <del>41-04-13</del> <u>11-02-15</u>	By: Christopher B. Clark	Effective Date: <del>41-04-15</del>
	President, Northern States Power Company, a Minnesota corporation	
Docket No. E002/GR- <del>43-868</del> <u>15-826</u>		Order Date: <del>08-31-15</del>

2017  
2017  
2017  
2017  
2017  
2017  
2017

**MINNESOTA ELECTRIC RATE BOOK - MPUC NO. 2**

**AUTOMATIC PROTECTIVE LIGHTING SERVICE  
RATE CODE A07**

Section No. 5  
~~19th~~20th Revised Sheet No. 14

**AVAILABILITY**

Available to all types of customers except for municipal street lighting purposes.

**DETERMINATION OF CUSTOMER BILLS**

Customer bills shall reflect energy charges (if applicable) based on customer's kWh usage, plus a customer charge (if applicable), plus demand charges (if applicable) based on customer's kW billing demand as defined below. Bills may be subject to a minimum charge based on the monthly customer charge and / or certain monthly or annual demand charges. Bills also include applicable riders, adjustments, surcharges, voltage discounts, and energy credits. Details regarding the specific charges applicable to this service are listed below.

**RATE**

<u>Designation of Lamp</u>	<u>Monthly Rate Per Unit</u>
Area Units	
100W High Pressure Sodium	\$7.34
175W Mercury (1)	\$7.34
250W High Pressure Sodium	\$11.64
400W Mercury (1)	\$11.64
Directional Units	
250W High Pressure Sodium	\$12.62
400W High Pressure Sodium	\$16.12
1,000W Mercury (1)	\$25.52

(1) Available to existing installations only.

**INTERIM RATE ADJUSTMENT**

A 9.88% Interim Rate Surcharge will be applied to rate components specified in the "Interim Rate Surcharge Rider" to service provided beginning January 1, 2017.

D  
N  
N  
N

In addition, customer bills under this rate are subject to the following adjustments and/or charges.

**SERVICE INCLUDED IN RATE**

Company shall own, operate, and maintain the lighting unit including the fixture, lamp, ballast, photoelectric control, mounting brackets, and all necessary wiring. Company shall furnish all electric energy required for operation of the unit.

**FUEL CLAUSE**

Bills are subject to the adjustments provided for in the Fuel Clause Rider.

(Continued on Sheet No. 5-15)

Date Filed:	<del>11-04-13</del> <u>11-02-15</u>	By: Christopher B. Clark	Effective Date:	<del>11-01-15</del>
		President, Northern States Power Company, a Minnesota corporation		
Docket No.	E002/GR- <del>13-868</del> <u>15-826</u>		Order Date:	<del>08-31-15</del>

**MINNESOTA ELECTRIC RATE BOOK - MPUC NO. 2**

**SMALL GENERAL SERVICE**

Section No. 5

**RATE CODE A09, A10, A11, A13**

~~27th~~28th Revised Sheet No. 21

**AVAILABILITY**

Standard service (i.e., alternating current) is available to any non-residential customer for single or three phase electric service. Direct Current service is only available in Minneapolis and St. Paul to the extent now used.

**DETERMINATION OF CUSTOMER BILLS**

Customer bills shall reflect energy charges (if applicable) based on customer's kWh usage, plus a customer charge (if applicable), plus demand charges (if applicable) based on customer's kW billing demand as defined below. Bills may be subject to a minimum charge based on the monthly customer charge and / or certain monthly or annual demand charges. Bills also include applicable riders, adjustments, surcharges, voltage discounts, and energy credits. Details regarding the specific charges applicable to this service are listed below.

**RATE**

Customer Charge per Month – Unmetered (A09)	\$8.00
– Metered (A10)	\$10.00
– Water Heating (A11)	\$0.00
– Direct Current (A13)	\$10.00

Energy Charge per kWh

June - September	\$0.08787
Other Months	\$0.07432

Demand Charge (Direct Current Only)  
per Month per kW of Connected Load

\$3.48

**INTERIM RATE ADJUSTMENT**

A 9.88% Interim Rate Surcharge will be applied to rate components specified in the "Interim Rate Surcharge Rider" to service provided beginning January 1, 2017.

In addition, customer bills under this rate are subject to the following adjustments and/or charges.

**FUEL CLAUSE**

Bills are subject to the adjustments provided for in the Fuel Clause Rider.

**RESOURCE ADJUSTMENT**

Bills are subject to the adjustments provided for in the Conservation Improvement Program Adjustment Rider, the State Energy Policy Rate Rider, the Renewable Development Fund Rider, the Transmission Cost Recovery Rider, the Renewable Energy Standard Rider and the Mercury Cost Recovery Rider.

(Continued on Sheet No. 5-22)

Date Filed: <del>11-04-13</del> <u>11-02-15</u>	By: Christopher B. Clark President, Northern States Power Company, a Minnesota corporation	Effective Date: <del>11-01-15</del>
Docket No. E002/GR- <del>43-868</del> <u>15-826</u>		Order Date: <del>08-31-15</del>

**SMALL GENERAL TIME OF DAY SERVICE**  
**RATE CODE A12, A16, A18, A22**

Section No. 5

~~27th~~<sup>28th</sup> Revised Sheet No. 23

**AVAILABILITY**

Available to any non-residential customer for single or three phase electric service supplied through one meter.

**DETERMINATION OF CUSTOMER BILLS**

Customer bills shall reflect energy charges (if applicable) based on customer's kWh usage, plus a customer charge (if applicable), plus demand charges (if applicable) based on customer's kW billing demand as defined below. Bills may be subject to a minimum charge based on the monthly customer charge and / or certain monthly or annual demand charges. Bills also include applicable riders, adjustments, surcharges, voltage discounts, and energy credits. Details regarding the specific charges applicable to this service are listed below.

**RATE**

Customer Charge per Month – Time Of Day Metered (A12)	\$12.00
– kWh Metered (A16)	\$10.00
– Unmetered (A18)	\$8.00
– Low Wattage (A22)	(Please see page 5-24.1)

Energy Charge per kWh	<u>Oct-May</u>	<u>Jun-Sep</u>	
On Peak Period (A12)	\$0.12280	\$0.15123	R
Off Peak Period (A12)	\$0.03015	\$0.03015	R
Constant Hourly (A16, A18, A22) (= 35% On, 65% Off)	\$0.06258	\$0.07253	R

**INTERIM RATE ADJUSTMENT**

A 9.88% Interim Rate Surcharge will be applied to rate components specified in the "Interim Rate Surcharge Rider" to service provided beginning January 1, 2017.

R  
R  
R  
D  
N  
N  
N

In addition, customer bills under this rate are subject to the following adjustments and/or charges.

**FUEL CLAUSE**

Bills are subject to the adjustments provided for in the Fuel Clause Rider.

**RESOURCE ADJUSTMENT**

Bills are subject to the adjustments provided for in the Conservation Improvement Program Adjustment Rider, the State Energy Policy Rate Rider, the Renewable Development Fund Rider, the Transmission Cost Recovery Rider, the Renewable Energy Standard Rider and the Mercury Cost Recovery Rider.

**ENVIRONMENTAL IMPROVEMENT RIDER**

Bills are subject to the adjustments provided for in the Environmental Improvement Rider.

**MONTHLY MINIMUM CHARGE**

Customer Charge.

(Continued on Sheet No. 5-24)

Date Filed: <del>11-04-13</del> <sup>11-02-15</sup>	By: Christopher B. Clark	Effective Date: <del>11-01-15</del>
	President, Northern States Power Company, a Minnesota corporation	
Docket No. E002/GR- <del>13-868</del> <sup>15-826</sup>		Order Date: <del>08-31-15</del>

**MINNESOTA ELECTRIC RATE BOOK - MPUC NO. 2**

**GENERAL SERVICE**  
**RATE CODE A14**

Section No. 5  
~~27th~~<sup>28th</sup> Revised Sheet No. 26

**AVAILABILITY**

Available to any non-residential customer for general service where customer is not required to be on a time-of-day rate schedule. Once the customer's 15-minute measured demands are equal to or greater than 1,000 kW for at least 4 of the past 12 consecutive months, the customer will be transferred to the General Time of Day service.

**DETERMINATION OF CUSTOMER BILLS**

Customer bills shall reflect energy charges (if applicable) based on customer's kWh usage, plus a customer charge (if applicable), plus demand charges (if applicable) based on customer's kW billing demand as defined below. Bills may be subject to a minimum charge based on the monthly customer charge and / or certain monthly or annual demand charges. Bills also include applicable riders, adjustments, surcharges, voltage discounts, and energy credits. Details regarding the specific charges applicable to this service are listed below.

**RATE**

Customer Charge per Month		\$25.75		R
Service at Secondary Voltage	<u>Oct-May</u>		<u>Jun-Sep</u>	
Demand Charge per Month per kW	\$9.96		\$14.07	R
Energy Charge per kWh		\$0.03201		R
Energy Charge Credit per Month per kWh				
All kWh in Excess of 400 Hours		\$0.0140		R
Times the Billing Demand				
		<u>January - December</u>		
Voltage Discounts per Month	<u>Per kW</u>		<u>Per kWh</u>	
Primary Voltage	\$0.90		\$0.00093	R
Transmission Transformed Voltage	\$1.60		\$0.00274	R
Transmission Voltage	\$2.40		\$0.00284	R

**INTERIM RATE ADJUSTMENT**

A 9.88% Interim Rate Surcharge will be applied to rate components specified in the "Interim Rate Surcharge Rider" to service provided beginning January 1, 2017.

In addition, customer bills under this rate are subject to the following adjustments and/or charges.

**FUEL CLAUSE**

Bills are subject to the adjustments provided for in the Fuel Clause Rider.

**RESOURCE ADJUSTMENT**

Bills are subject to the adjustments provided for in the Conservation Improvement Program Adjustment Rider, the State Energy Policy Rate Rider, the Renewable Development Fund Rider, the Transmission Cost Recovery Rider, the Renewable Energy Standard Rider and the Mercury Cost Recovery Rider.

(Continued on Sheet No. 5-27)

Date Filed:	<del>11-04-13</del> <sup>11-02-15</sup>	By: Christopher B. Clark	Effective Date:	<del>11-01-15</del>
		President, Northern States Power Company, a Minnesota corporation		
Docket No.	E002/GR- <del>13-868</del> <sup>15-826</sup>		Order Date:	<del>08-31-15</del>

**GENERAL TIME OF DAY SERVICE  
 RATE CODE A15, A17, A19**

Section No. 5  
~~23rd~~<sup>24th</sup> Revised Sheet No. 29

**AVAILABILITY-MANDATORY**

Effective November 1, 2007, this rate schedule is mandatory for any non-residential customer for general service having a 15-minute measured demand equal to or greater than 1,000 kW for at least 4 of the past 12 consecutive months. Customer will remain on this rate schedule on a mandatory basis unless their demand remains below 1,000 kW for 12 consecutive months.

**AVAILABILITY-OPTIONAL**

This rate schedule is optional for any non-residential customer for general service where customer is not required to be on a time-of-day rate.

**DETERMINATION OF CUSTOMER BILLS**

Customer bills shall reflect energy charges (if applicable) based on customer's kWh usage, plus a customer charge (if applicable), plus demand charges (if applicable) based on customer's kW billing demand as defined below. Bills may be subject to a minimum charge based on the monthly customer charge and / or certain monthly or annual demand charges. Bills also include applicable riders, adjustments, surcharges, voltage discounts, and energy credits. Details regarding the specific charges applicable to this service are listed below.

**RATE**

Customer Charge per Month – Time Of Day Metered (A15)			\$29.75	
-- kWh Metered (A17)			\$25.75	
-- Unmetered (A19)			\$21.75	
Service at Secondary Voltage		<u>Oct-May</u>		<u>Jun-Sep</u>
Demand Charge per Month per kW				
On Peak Period Demand		\$9.96		\$14.07
Off Peak Period Demand in Excess of On Peak Period Demand		\$2.40		\$2.40
Energy Charge per kWh				
On Peak Period Energy			\$0.04482	
Off Peak Period Energy			\$0.02233	
Energy Charge Credit per Month per kWh				
All kWh in Excess of 400 Hours Times the On Peak Period Billing Demand, Not to Exceed 50% of Total kWh			\$0.0140	
				<u>January - December</u>
Voltage Discounts per Month		<u>Per kW</u>		<u>Per kWh</u>
Primary Voltage		\$0.90		\$0.00093
Transmission Transformed Voltage		\$1.60		\$0.00274
Transmission Voltage		\$2.40		\$0.00284

**INTERIM RATE ADJUSTMENT**

A 9.88% Interim Rate Surcharge will be applied to rate components specified in the "Interim Rate Surcharge Rider" to service provided beginning January 1, 2017.

(Continued on Sheet No. 5-30)

Date Filed:	<del>11-04-13</del> <sup>11-02-15</sup>	By:	Christopher B. Clark	Effective Date:	<del>11-01-15</del>
			President, Northern States Power Company, a Minnesota corporation		
Docket No.	E002/GR- <del>13-868</del> <sup>15-826</sup>			Order Date:	<del>08-31-15</del>

**PEAK CONTROLLED SERVICE (Continued)**  
**RATE CODE A23**

Section No. 5  
~~16th~~<sup>17th</sup> Revised Sheet No. 41

**INTERIM RATE ADJUSTMENT**

A 9.88% Interim Rate Surcharge will be applied to rate components specified in the "Interim Rate Surcharge Rider" to service provided beginning January 1, 2017.

D  
N  
N  
N

In addition, customer bills under this rate are subject to the following adjustments and/or charges.

**FUEL CLAUSE**

Bills are subject to the adjustments provided for in the Fuel Clause Rider.

**RESOURCE ADJUSTMENT**

Bills are subject to the adjustments provided for in the Conservation Improvement Program Adjustment Rider, the State Energy Policy Rate Rider, the Renewable Development Fund Rider, the Transmission Cost Recovery Rider, the Renewable Energy Standard Rider and the Mercury Cost Recovery Rider.

**ENVIRONMENTAL IMPROVEMENT RIDER**

Bills are subject to the adjustments provided for in the Environmental Improvement Rider.

**SURCHARGE**

In certain communities, bills are subject to surcharges provided for in a Surcharge Rider.

**LOW INCOME ENERGY DISCOUNT RIDER**

Bills are subject to the adjustment provided for in the Low Income Energy Discount Rider.

**LATE PAYMENT CHARGE**

Any unpaid balance over \$10.00 is subject to a 1.5% late payment charge or \$1.00, whichever is greater, after the date due. The charge may be assessed as provided for in the General Rules and Regulations, Section 3.5.

**DEFINITION OF PERFORMANCE FACTOR (PF)**

Performance factor is defined in percentage terms as the average of the July and August calendar month unadjusted maximum Controllable Demand occurring from 1:00 p.m. to 7:00 p.m. on weekdays, or which has been permanently shifted out of normal control period times, divided by the unadjusted maximum annual Controllable Demand. Customers claiming permanent load shifts must provide verification to Company, based on NSP's established criteria.

**DETERMINATION OF DEMAND**

Maximum Actual Demand in kW shall be the greatest 15-minute load during the billing month.

Adjusted Demand in kW for billing purposes shall be determined by dividing the Maximum Actual Demand in kW by the power factor expressed in percent but not more than a 90% power factor and multiplying the quotient so obtained by 90% and rounding to the nearest whole kW.

(Continued on Sheet No. 5-42)

Date Filed:	<del>11-04-13</del> <sup>11-02-15</sup>	By: Christopher B. Clark	Effective Date:	<del>11-04-15</del>
		President, Northern States Power Company, a Minnesota corporation		
Docket No.	E002/GR- <del>13-868</del> <sup>15-826</sup>		Order Date:	<del>08-31-15</del>

**MINNESOTA ELECTRIC RATE BOOK - MPUC NO. 2**

**PEAK CONTROLLED TIME OF DAY SERVICE**

Section No. 5

(Continued)

~~21st~~<sup>22nd</sup> Revised Sheet No. 45

**RATE CODE A24**

**RATE (Continued)**

Demand Charge per Month per kW	<u>Tier 1</u>	<u>Tier 2</u>	
On Peak Period Demand			
Firm Demand			
June - September	\$14.07	\$14.07	R
Other Months	\$9.96	\$9.96	R
Controllable Demand (Jan-Dec)			
Level A: < 65% PF	Not Available	\$8.21	
Level B: ≥ 65% and < 85% PF	\$6.70	\$7.40	R
Level C: ≥ 85% PF	\$6.13	\$6.90	R
Short Notice Rider	\$5.63	Not Available	R
Off Peak Period Demand in Excess of On Peak Period Demand (Jan-Dec)	\$2.40	\$2.40	R
	<u>January - December</u>		
Voltage Discounts per Month	<u>Per kW</u>	<u>Per kWh</u>	
Primary Voltage	\$0.90	\$0.00093	R
Transmission Transformed Voltage	\$1.60	\$0.00274	R
Transmission Voltage	\$2.40	\$0.00284	R

**INTERIM RATE ADJUSTMENT**

A 9.88% Interim Rate Surcharge will be applied to rate components specified in the "Interim Rate Surcharge Rider" to service provided beginning January 1, 2017.

In addition, customer bills under this rate are subject to the following adjustments and/or charges.

**FUEL CLAUSE**

Bills are subject to the adjustments provided for in the Fuel Clause Rider.

**RESOURCE ADJUSTMENT**

Bills are subject to the adjustments provided for in the Conservation Improvement Program Adjustment Rider, the State Energy Policy Rate Rider, the Renewable Development Fund Rider, the Transmission Cost Recovery Rider, the Renewable Energy Standard Rider and the Mercury Cost Recovery Rider.

**ENVIRONMENTAL IMPROVEMENT RIDER**

Bills are subject to the adjustments provided for in the Environmental Improvement Rider.

**SURCHARGE**

In certain communities, bills are subject to surcharges provided for in a Surcharge Rider.

(Continued on Sheet No. 5-46)

Date Filed: <del>11-04-13</del> <sup>11-02-15</sup>	By: Christopher B. Clark	Effective Date: <del>11-01-15</del>
President, Northern States Power Company, a Minnesota corporation		
Docket No. E002/GR- <del>13-868</del> <sup>15-826</sup>		Order Date: <del>08-31-15</del>



**MINNESOTA ELECTRIC RATE BOOK - MPUC NO. 2**

---

**REAL TIME PRICING SERVICE (Continued)**  
**RATE CODE: A62 (FIRM), A63 (CONTROLLABLE)**

Section No. 5  
~~20th~~21st Revised Sheet No. 65

---

**INTERIM RATE ADJUSTMENT**

A 9.88% Interim Rate Surcharge will be applied to rate components specified in the "Interim Rate Surcharge Rider" to service provided beginning January 1, 2017.

DN  
N  
N

**DAY-TYPE**

Separate energy charges are defined for each of eight day-types. Company will normally designate the applicable day-type for each day by 4:00 p.m. of the preceding day. If Company has not designated the applicable day by 4:00 p.m., the day-type will be the same as the last designated day-type, unless Company later designates a lower cost day-type.

**CONTRACT**

Customers must contract for this service through an Electric Service Agreement with Company. Contract period will normally be for one year.

**FUEL CLAUSE**

Bills are subject to the adjustments provided for in the Fuel Clause Rider.

**RESOURCE ADJUSTMENT**

Bills are subject to the adjustments provided for in the Conservation Improvement Program Adjustment Rider, the State Energy Policy Rate Rider, the Renewable Development Fund Rider, the Transmission Cost Recovery Rider, the Renewable Energy Standard Rider and the Mercury Cost Recovery Rider.

**ENVIRONMENTAL IMPROVEMENT RIDER**

Bills are subject to the adjustments provided for in the Environmental Improvement Rider.

**SURCHARGE**

In certain communities, bills are subject to surcharges provided for in a Surcharge Rider.

**LOW INCOME ENERGY DISCOUNT RIDER**

Bills are subject to the adjustment provided for in the Low Income Energy Discount Rider.

**LATE PAYMENT CHARGE**

Any unpaid balance over \$10.00 is subject to a 1.5% late payment charge or \$1.00, whichever is greater, after the date due. The charge may be assessed as provided for in the General Rules and Regulations, Section 3.5.

**PEAK PERIOD HOURS DEFINITION**

Peak period hours are the nine hours between 9:00 a.m. and 6:00 p.m. for day-types 1, 2, 3, 4, 5, and 6. No peak period hours are applicable for day-types 7 and 8.

(Continued on Sheet No. 5-65.1)

---

Date Filed:	<del>11-04-13</del> <u>11-02-15</u>	By: Christopher B. Clark	Effective Date:	<del>11-01-15</del>
		President, Northern States Power Company, a Minnesota corporation		
Docket No.	E002/GR- <del>43-868</del> <u>15-826</u>		Order Date:	<del>08-31-15</del>

**MINNESOTA ELECTRIC RATE BOOK - MPUC NO. 2**

**LIGHT RAIL LINE TARIFF  
 RATE CODE A29**

Section No. 5  
~~43th~~14th Revised Sheet No. 71

**AVAILABILITY**

Available to the Metropolitan Council's light rail transit lines for all electric power and energy required by its Traction Station service locations. Traction Stations will be aggregated as lines as they are put into service. Traction Stations common to more than one line will be aggregated with the line with which they were originally put into service.

**RATE**

Customer Charge per Month per Traction Station		\$100.00	
Transmission and Distribution Demand Charge per Month per kW			
All Traction Station On Peak Non-Coincident Billing Demands		\$4.24	R
Off Peak Period Non-Coincident Demand in Excess of On Peak Period Non-Coincident Demand		\$1.50	R
Generation Demand Charge per Month per kW	<b>OCT-MAY</b>		
Rail Line On Peak Coincident Billing Demand	\$4.82	<b>JUN-SEP</b>	\$8.93 R
Energy Charge per kWh			
On Peak Period Energy		\$0.04389	R
Off Peak Period Energy		\$0.02140	R
Energy Charge Credit per Month per kWh			
All Energy in Excess of 400 Hours Times the On Peak Period Coincident Billing Demand, Not to Exceed 50% of the Energy		\$0.01200	R

**INTERIM RATE ADJUSTMENT**

A 9.88% Interim Rate Surcharge will be applied to rate components specified in the "Interim Rate Surcharge Rider" to service provided beginning January 1, 2017.

R  
N  
N  
N

In addition, customer bills under this rate are subject to the following adjustments and/or charges.

**FUEL CLAUSE**

Bills are subject to the adjustments provided for in the Fuel Clause Rider.

**RESOURCE ADJUSTMENT**

Bills are subject to the adjustments provided for in the Conservation Improvement Program Adjustment Rider, the State Energy Policy Rate Rider, the Renewable Development Fund Rider, the Transmission Cost Recovery Rider, the Renewable Energy Standard Rider and the Mercury Cost Recovery Rider.

**ENVIRONMENTAL IMPROVEMENT RIDER**

Bills are subject to the adjustments provided for in the Environmental Improvement Rider.

**SURCHARGE**

In certain communities, bills are subject to surcharges provided for in a Surcharge Rider.

(Continued on Sheet No. 5-72)

Date Filed:	<del>11-04-13</del> <u>11-02-15</u>	By: Christopher B. Clark	Effective Date:	<del>11-01-15</del>
		President, Northern States Power Company, a Minnesota corporation		
Docket No.	E002/GR- <del>43-868</del> <u>15-826</u>		Order Date:	<del>08-31-15</del>

**MINNESOTA ELECTRIC RATE BOOK - MPUC NO. 2**

**STREET LIGHTING SYSTEM SERVICE**  
**RATE CODE A30**

Section No. 5  
~~21st~~22nd Revised Sheet No. 74

**AVAILABILITY**

Available for year-round illumination of public streets, parkways, and highways by High Pressure Sodium (HPS) or Metal Halide electric lamps in luminaires supported on poles, where the facilities for this service are furnished by Company. Underground Service under this schedule is limited to areas having a Company owned underground electric distribution system. Standard Service includes a monthly payment for the lighting system cost. Pre-Pay Option requires customer payment for the lighting system cost before establishing service.

**DETERMINATION OF CUSTOMER BILLS**

Customer bills shall reflect energy charges (if applicable) based on customer's kWh usage, plus a customer charge (if applicable), plus demand charges (if applicable) based on customer's kW billing demand as defined below. Bills may be subject to a minimum charge based on the monthly customer charge and / or certain monthly or annual demand charges. Bills also include applicable riders, adjustments, surcharges, voltage discounts, and energy credits. Details regarding the specific charges applicable to this service are listed below.

**RATE**

Designation of Lamp	Monthly Rate Per Luminaire			
	Standard Service			Pre-Pay Option
	Overhead	Underground	Decorative	
70W High Pressure Sodium	\$8.95	\$17.67	--	\$5.50
100W High Pressure Sodium	\$9.44	\$18.16	\$28.16	\$6.14
150W High Pressure Sodium	\$10.15	\$18.87	\$29.25	\$6.94
200W High Pressure Sodium*	\$11.89	--	--	--
250W High Pressure Sodium	\$12.78	\$21.29	\$31.11	\$8.83
400W High Pressure Sodium	\$15.50	\$23.72	\$33.36	\$11.38
175W Metal Halide	\$13.86	\$25.51	\$33.36	\$12.47

\*Closed to new customers

**INTERIM RATE ADJUSTMENT**

A 9.88% Interim Rate Surcharge will be applied to rate components specified in the "Interim Rate Surcharge Rider" to service provided beginning January 1, 2017.

**PRE-PAY OPTION SURCHARGE**

A monthly surcharge per luminaire of 0.2% applies to the amount the purchase price exceeds \$1,200.

In addition, customer bills under this rate are subject to the following adjustments and/or charges.

**FUEL CLAUSE**

Bills are subject to the adjustments provided for in the Fuel Clause Rider.

(Continued on Sheet No 5-74.1)

Date Filed: <del>11-04-13</del> <u>11-02-15</u>	By: Christopher B. Clark President, Northern States Power Company, a Minnesota corporation	Effective Date: <del>11-01-15</del>
Docket No. E002/GR- <del>43-868</del> <u>15-826</u>		Order Date: <del>08-31-15</del>

**MINNESOTA ELECTRIC RATE BOOK - MPUC NO. 2**

**STREET LIGHTING ENERGY SERVICE (CLOSED)**  
**RATE CODE A32**

Section No. 5  
~~20th~~21st Revised Sheet No. 76

**AVAILABILITY**

Available for year-round illumination of public streets, parkways, and highways by electric lamps mounted on standards where customer owns a Company approved ornamental street lighting system complete with standards, luminaires with globes, lamps, and other appurtenances, together with all necessary cables extending between standards and to point of connection to Company's facilities as designated by Company. Service is limited to existing lighting systems being served under this schedule.

**DETERMINATION OF CUSTOMER BILLS**

Customer bills shall reflect energy charges (if applicable) based on customer's kWh usage, plus a customer charge (if applicable), plus demand charges (if applicable) based on customer's kW billing demand as defined below. Bills may be subject to a minimum charge based on the monthly customer charge and / or certain monthly or annual demand charges. Bills also include applicable riders, adjustments, surcharges, voltage discounts, and energy credits. Details regarding the specific charges applicable to this service are listed below.

**RATE**

<u>Designation of Lamp</u>	<u>Monthly Rate per Luminaire</u>
100W Mercury	\$2.37
175W Mercury	\$3.53
250W Mercury	\$4.78
400W Mercury	\$7.45
700W Mercury	\$12.39
1,000W Mercury	\$17.24
50W High Pressure Sodium	\$1.32
70W High Pressure Sodium	\$1.67
100W High Pressure Sodium	\$2.22
150W High Pressure Sodium	\$3.04
200W High Pressure Sodium	\$4.05
250W High Pressure Sodium	\$5.12
400W High Pressure Sodium	\$7.79
750W High Pressure Sodium	\$13.37
F72HO Fluorescent	\$3.61

**INTERIM RATE ADJUSTMENT**

A 9.88% Interim Rate Surcharge will be applied to rate components specified in the "Interim Rate Surcharge Rider" to service provided beginning January 1, 2017.

D  
N  
N  
N

(Continued on Sheet No. 5-77)

Date Filed: ~~11-04-13~~11-02-15 By: Christopher B. Clark Effective Date: ~~11-01-15~~  
President, Northern States Power Company, a Minnesota corporation  
Docket No. E002/GR-~~43-868~~15-826 Order Date: ~~08-31-15~~

**MINNESOTA ELECTRIC RATE BOOK - MPUC NO. 2**

**STREET LIGHTING ENERGY SERVICE - METERED**  
**RATE CODE A34**

Section No. 5  
~~25th~~26th Revised Sheet No. 78

**AVAILABILITY**

Available for year-round illumination of public streets, parkways, and highways by electric lamps mounted on standards where customer owns and maintains an ornamental street lighting system complete with standards, luminaires with globes, lamps, photocells, and other appurtenances, together with all necessary cables extending between standards and to point of connection to Company's meter as designated by Company.

**DETERMINATION OF CUSTOMER BILLS**

Customer bills shall reflect energy charges (if applicable) based on customer's kWh usage, plus a customer charge (if applicable), plus demand charges (if applicable) based on customer's kW billing demand as defined below. Bills may be subject to a minimum charge based on the monthly customer charge and / or certain monthly or annual demand charges. Bills also include applicable riders, adjustments, surcharges, voltage discounts, and energy credits. Details regarding the specific charges applicable to this service are listed below.

**RATE**

Customer Charge per Meter per Month \$4.75

Energy Charge per kWh \$0.04402

**INTERIM RATE ADJUSTMENT**

A 9.88% Interim Rate Surcharge will be applied to rate components specified in the "Interim Rate Surcharge Rider" to service provided beginning January 1, 2017.

R  
D  
N  
N  
N

**FUEL CLAUSE**

Bills are subject to the adjustments provided for in the Fuel Clause Rider.

**RESOURCE ADJUSTMENT**

Bills are subject to the adjustments provided for in the Conservation Improvement Program Adjustment Rider, the State Energy Policy Rate Rider, the Renewable Development Fund Rider, the Transmission Cost Recovery Rider, the Renewable Energy Standard Rider and the Mercury Cost Recovery Rider.

**ENVIRONMENTAL IMPROVEMENT RIDER**

Bills are subject to the adjustments provided for in the Environmental Improvement Rider.

**SURCHARGE**

In certain communities, bills are subject to surcharges provided for in a Surcharge Rider.

(Continued on Sheet No. 78.1)

Date Filed: ~~11-04-13~~11-02-15 By: Christopher B. Clark Effective Date: ~~11-01-15~~  
President, Northern States Power Company, a Minnesota corporation  
Docket No. E002/GR-~~13-868~~15-826 Order Date: ~~08-31-15~~

**MINNESOTA ELECTRIC RATE BOOK - MPUC NO. 2**

**STREET LIGHTING SERVICE - CITY OF ST. PAUL  
RATE CODE A37**

Section No. 5  
~~23rd~~<sup>24th</sup> Revised Sheet No. 80

**AVAILABILITY**

Available to the City of St. Paul for furnishing, maintaining, and operating certain electrical connections, lines, and appurtenances thereto, and supplying electric current for city street lighting.

**DETERMINATION OF CUSTOMER BILLS**

Customer bills shall reflect energy charges (if applicable) based on customer's kWh usage, plus a customer charge (if applicable), plus demand charges (if applicable) based on customer's kW billing demand as defined below. Bills may be subject to a minimum charge based on the monthly customer charge and / or certain monthly or annual demand charges. Bills also include applicable riders, adjustments, surcharges, voltage discounts, and energy credits. Details regarding the specific charges applicable to this service are listed below.

**RATE**

<u>Designation of Lamp</u>	<u>Monthly Rate per Luminaire</u>
100W High Pressure Sodium	\$5.35
150W High Pressure Sodium	\$6.07
250W High Pressure Sodium	\$8.78

**INTERIM RATE ADJUSTMENT**

A 9.88% Interim Rate Surcharge will be applied to rate components specified in the "Interim Rate Surcharge Rider" to service provided beginning January 1, 2017.

D  
N  
N  
N

In addition, customer bills under this rate are subject to the following adjustments and/or charges.

**FUEL CLAUSE**

Bills are subject to the adjustments provided for in the Fuel Clause Rider.

**RESOURCE ADJUSTMENT**

Bills are subject to the adjustments provided for in the Conservation Improvement Program Adjustment Rider, the State Energy Policy Rate Rider, the Renewable Development Fund Rider, the Transmission Cost Recovery Rider, the Renewable Energy Standard Rider and the Mercury Cost Recovery Rider.

**ENVIRONMENTAL IMPROVEMENT RIDER**

Bills are subject to the adjustments provided for in the Environmental Improvement Rider.

**SURCHARGE**

In certain communities, bills are subject to surcharges provided for in a Surcharge Rider.

The following are terms and conditions for service under this tariff.

**LATE PAYMENT CHARGE**

Any unpaid balance over \$10.00 is subject to a 1.5% late payment charge or \$1.00, whichever is greater, after the date due. The charge may be assessed as provided for in the General Rules and Regulations, Section 3.5.

(Continued on Sheet No. 5-81)

Date Filed:	<del>11-04-13</del> <sup>11-02-15</sup>	By: Christopher B. Clark	Effective Date:	<del>11-01-15</del>
		President, Northern States Power Company, a Minnesota corporation		
Docket No.	E002/GR- <del>13-868</del> <sup>15-826</sup>		Order Date:	<del>08-31-15</del>

**MINNESOTA ELECTRIC RATE BOOK - MPUC NO. 2**

**SMALL MUNICIPAL PUMPING SERVICE**  
**RATE CODE A40**

Section No. 5  
~~26th~~27th Revised Sheet No. 85

**AVAILABILITY**

Available to municipal owned water works and municipal sewage systems for operation of pumping and treatment plants. (Rate schedule is applied separately to each delivery point.)

**DETERMINATION OF CUSTOMER BILLS**

Customer bills shall reflect energy charges (if applicable) based on customer's kWh usage, plus a customer charge (if applicable), plus demand charges (if applicable) based on customer's kW billing demand as defined below. Bills may be subject to a minimum charge based on the monthly customer charge and / or certain monthly or annual demand charges. Bills also include applicable riders, adjustments, surcharges, voltage discounts, and energy credits. Details regarding the specific charges applicable to this service are listed below.

**RATE**

	<u>Oct-May</u>	<u>Jun-Sep</u>
Customer Charge per Month	\$10.00	\$10.00
Energy Charge per kWh	\$0.07432	\$0.08787

**INTERIM RATE ADJUSTMENT**

A 9.88% Interim Rate Surcharge will be applied to rate components specified in the "Interim Rate Surcharge Rider" to service provided beginning January 1, 2017.

In addition, customer bills under this rate are subject to the following adjustments and/or charges.

**FUEL CLAUSE**

Bills are subject to the adjustments provided for in the Fuel Clause Rider.

**RESOURCE ADJUSTMENT**

Bills are subject to the adjustments provided for in the Conservation Improvement Program Adjustment Rider, the State Energy Policy Rate Rider, the Renewable Development Fund Rider, the Transmission Cost Recovery Rider, the Renewable Energy Standard Rider and the Mercury Cost Recovery Rider.

**ENVIRONMENTAL IMPROVEMENT RIDER**

Bills are subject to the adjustments provided for in the Environmental Improvement Rider.

**MONTHLY MINIMUM CHARGE**

Customer Charge.

**SURCHARGE**

In certain communities, bills are subject to surcharges provided for in a Surcharge Rider.

**LOW INCOME ENERGY DISCOUNT RIDER**

Bills are subject to the adjustment provided for in the Low Income Energy Discount Rider.

(Continued on Sheet No. 5-86)

Date Filed:	<del>44-04-13</del> <u>11-02-15</u>	By: Christopher B. Clark President, Northern States Power Company, a Minnesota corporation	Effective Date:	<del>44-04-15</del>
Docket No.	E002/GR- <del>43-868</del> <u>15-826</u>		Order Date:	<del>08-31-15</del>

R  
P  
N  
N  
N  
N

**MINNESOTA ELECTRIC RATE BOOK - MPUC NO. 2**

**MUNICIPAL PUMPING SERVICE**  
**RATE CODE A41**

Section No. 5  
~~27th~~<sup>28th</sup> Revised Sheet No. 87

**AVAILABILITY**

Available to municipal owned water works and municipal sewage systems for operation of pumping and treatment plants. (Rate schedule is applied separately to each delivery point.)

**RATE**

Customer Charge per Month		\$25.75		R
	<u>Oct-May</u>		<u>Jun-Sep</u>	
Service at Secondary Voltage				
Demand Charge per Month per kW	\$9.96		\$14.07	R
Energy Charge per kWh		\$0.03201		R
Energy Charge Credit per Month per kWh				
All kWh in Excess of 400 Hours		\$0.0140		R
Times the Billing Demand				
		<u>January - December</u>		
Voltage Discounts per Month	<u>Per kW</u>		<u>Per kWh</u>	
Primary Voltage	\$0.90		\$0.00093	R

**INTERIM RATE ADJUSTMENT**

A 9.88% Interim Rate Surcharge will be applied to rate components specified in the "Interim Rate Surcharge Rider" to service provided beginning January 1, 2017.

R  
R  
R  
R  
D  
N  
N  
N

In addition, customer bills under this rate are subject to the following adjustments and/or charges.

**FUEL CLAUSE**

Bills are subject to the adjustments provided for in the Fuel Clause Rider.

**RESOURCE ADJUSTMENT**

Bills are subject to the adjustments provided for in the Conservation Improvement Program Adjustment Rider, the State Energy Policy Rate Rider, the Renewable Development Fund Rider, the Transmission Cost Recovery Rider, the Renewable Energy Standard Rider and the Mercury Cost Recovery Rider.

**ENVIRONMENTAL IMPROVEMENT RIDER**

Bills are subject to the adjustments provided for in the Environmental Improvement Rider.

(Continued on Sheet No. 5-88)

Date Filed:	<del>11-04-13</del> <sup>11-02-15</sup>	By: Christopher B. Clark	Effective Date:	<del>11-01-15</del>
		President, Northern States Power Company, a Minnesota corporation		
Docket No.	E002/GR- <del>43-868</del> <sup>15-826</sup>		Order Date:	<del>08-31-15</del>



**FIRE AND CIVIL DEFENSE SIREN SERVICE**  
**RATE CODE A42**

Section No. 5  
~~44th~~12th Revised Sheet No. 89

**AVAILABILITY**

Available for power service for the operation of municipal fire and civil defense warning sirens having a rated capacity not in excess of 25 horsepower.

**DETERMINATION OF CUSTOMER BILLS**

Customer bills shall reflect energy charges (if applicable) based on customer's kWh usage, plus a customer charge (if applicable), plus demand charges (if applicable) based on customer's kW billing demand as defined below. Bills may be subject to a minimum charge based on the monthly customer charge and / or certain monthly or annual demand charges. Bills also include applicable riders, adjustments, surcharges, voltage discounts, and energy credits. Details regarding the specific charges applicable to this service are listed below.

**RATE**

Per Month per Horsepower of Connected Capacity \$0.75

R  
D

In addition, customer bills under this rate are subject to the following adjustments and/or charges.

**MONTHLY MINIMUM CHARGE**

Net per Month \$3.61

R

**INTERIM RATE ADJUSTMENT**

A 9.88% Interim Rate Surcharge will be applied to rate components specified in the "Interim Rate Surcharge Rider" to service provided beginning January 1, 2017.

N  
N  
N

The following are terms and conditions for service under this tariff.

**LATE PAYMENT CHARGE**

Any unpaid balance over \$10.00 is subject to a 1.5% late payment charge or \$1.00, whichever is greater, after the date due. The charge may be assessed as provided for in the General Rules and Regulations, Section 3.5.

**CONNECTION**

Under the above rate, the Company will make no extension for service other than a normal service span. Where conditions are such that a long service connection or extra transformer capacity, or both, are necessary, the customer shall either pay the entire cost of such extra equipment or pay a monthly facilities charge based on such costs.

The circuit serving the siren must be in conduit from the entrance to the motor with an enclosed entrance switch box, which may be sealed and operated from an external appliance.

**OPTIONAL**

In case the customer already has a service connection of sufficient capacity to permit operation of the siren without unduly disturbing conditions on the Company's nearby circuits, the siren may be connected at the option of the customer on the load side of the customer's existing meter and the commercial rate applied to the total load.

---

Date Filed:	<del>44-04-13</del> <u>11-02-15</u>	By: Christopher B. Clark	Effective Date:	<del>44-01-15</del>
		President, Northern States Power Company, a Minnesota corporation		
Docket No.	E002/GR- <del>43-868</del> <u>15-826</u>		Order Date:	<del>08-31-15</del>

**MINNESOTA ELECTRIC RATE BOOK - MPUC NO. 2**

**INTERIM RATE SURCHARGE RIDER**

Section No. 5

~~10th~~11th Revised Sheet No. 94

**CANCELED AVAILABILITY**

The Interim Rate Surcharge applies to:

1. Customer, Energy, Demand and Minimum Charges
2. Energy Charge Credits
3. Limited Energy Surcharges
4. Controllable Demand Credits
5. Voltage Discounts
6. Fixed Charges for Low Wattage Unmetered Devices
7. Lighting Rates per Luminaire and Lighting Rates per Unit
8. Siren Service Rate per Horsepower
9. Residential Controlled Air Conditioning and Water Heating Discounts (Energy and Fuel Cost Charges)
10. Commercial and Industrial Controlled Air Conditioning Credits
11. Standby Service Rider
12. Supplemental Service Rider
13. Tier 1 Energy Controlled Service Rider
14. Area Development Rider
15. Competitive Response Rider
16. Tier 1 Peak Controlled Short Notice Rider
17. Business Incentive and Sustainability Rider

The Interim Rate Surcharge does not apply to:

1. Fuel Clause Rider
2. Conservation Improvement Program Adjustment Rider
3. Low Income Discounts (Energy and Fuel Cost Charges)
4. Low Income Program Surcharges
5. Off Season Load Rider
6. City Requested Facilities Surcharge Rider
7. Windsource Program Rider
8. WAPA Bill Credit Program Rider
9. Mercury Cost Recovery Rider
10. Environmental Improvement Rider
11. State Energy Policy Rate Rider
12. Renewable Development Fund Rider
13. Transmission Cost Recovery Rider
14. Renewable Energy Standard Rider
15. Net Energy Billing Service
16. Late Payment Charge

This temporary Interim Rate Surcharge Rider will expire when final rates become effective.

**RATE**

Each rate schedule that the Interim Rate Surcharge applies to contains the following text:

**INTERIM RATE ADJUSTMENT**

A 9.88% Interim Rate Surcharge will be applied to rate components specified in the "Interim Rate Surcharge Rider" to service provided beginning January 1, 2017.

Date Filed: ~~11-04-13~~11-02-15

By: Christopher B. Clark

Effective Date: ~~11-01-15~~

President, Northern States Power Company, a Minnesota corporation

Docket No. E002/GR-~~13-868~~15-826

Order Date: ~~08-31-15~~

D  
N

N



**2017 Interim Tariffs  
Clean**

**MINNESOTA ELECTRIC RATE BOOK - MPUC NO. 2**

**TABLE OF CONTENTS (Continued)**

Section No. 1  
 14th Revised Sheet No. 3

<u>Section</u>	<u>Item</u>	<u>Sheet No.</u>
<b>SECTION 5</b>	<b>RATE SCHEDULES (Continued)</b>	
	<u>RIDERS</u>	
	Fuel Clause Rider.....	5-91
	Conservation Improvement Program Adjustment Rider .....	5-92
	Surcharge Rider .....	5-93
	Franchise and Other City Fees.....	5-93.1
	Interim Rate Surcharge Rider.....	5-94
	Low Income Energy Discount Rider. ....	5-95
	Residential Controlled Air Conditioning and Water Heating Rider .....	5-97
	Commercial and Industrial Controlled Air Conditioning Rider .....	5-99
	Off Season Load Rider .....	5-100
	Standby Service Rider.....	5-101
	Supplemental Generation Service Rider .....	5-108
	Tier 1 Energy Controlled Service Rider .....	5-115
	Revenue Decoupling Mechanism Rider .....	5-117
	Area Development Rider. ....	5-119
	Competitive Response Rider .....	5-122
	Tier 1 Peak Controlled Short Notice Rider.....	5-126
	City Requested Facilities Surcharge Rider .....	5-131
	Voluntary Renewable and High-Efficiency Energy	
	Purchase (Windsources Program) Rider .....	5-134
	WAPA Bill Crediting Program Rider.....	5-135
	Mercury Cost Recovery Rider.....	5-136
	Environmental Improvement Rider .....	5-137
	Business Incentive and Sustainability Rider .....	5-139
	State Energy Policy Rate Rider .....	5-142
	Renewable Development Fund Rider.....	5-143
	Transmission Cost Recovery Rider .....	5-144
	Renewable Energy Standard Rider .....	5-146

N

(Continued on Sheet No. 1-4)

Date Filed:	11-02-15	By: Christopher B. Clark	Effective Date:
		President, Northern States Power Company, a Minnesota corporation	
Docket No.	E002/GR-15-826		Order Date:

**MINNESOTA ELECTRIC RATE BOOK – MPUC NO. 2**

**RATE SCHEDULES  
TABLE OF CONTENTS (Continued)**

Section No. 5  
12th Revised Sheet No. TOC-2

<u>Item</u>	<u>Sheet No.</u>
<b><u>RIDER</u></b>	
24. Fuel Clause Rider .....	5-91
25. Conservation Improvement Program Adjustment Rider .....	5-92
26. Surcharge Rider .....	5-93
27. Franchise and Other City Fees .....	5-93.1
28. Interim Rate Surcharge Rider .....	5-94
29. Low Income Energy Discount Rider .....	5-95
30. Residential Controlled Air Conditioning and Water Heating Rider .....	5-97
31. Commercial and Industrial Controlled Air Conditioning Rider .....	5-99
32. Off Season Load Rider.....	5-100
33. Standby Service Rider .....	5-101
34. Supplemental Generation Service Rider .....	5-108
35. Tier 1 Energy Controlled Service Rider.....	5-115
36. Revenue Decoupling Mechanism Rider.....	5-117
37. Area Development Rider.....	5-119
38. Competitive Response Rider .....	5-122
39. Tier 1 Peak Controlled Short Notice Rider .....	5-126
40. City Requested Facilities Surcharge Rider.....	5-131
41. Voluntary Renewable and High-Efficiency Energy Purchase (Windsorce Program) Rider .	5-134
42. WAPA Bill Crediting Program Rider .....	5-135
43. Mercury Cost Recovery Rider .....	5-136
44. Environmental Improvement Rider.....	5-137
45. Business Incentive and Sustainability Rider.....	5-139
46. State Energy Policy Rate Rider.....	5-142
47. Renewable Development Fund Rider .....	5-143
48. Transmission Cost Recovery Rider.....	5-144
49. Renewable Energy Standard Rider.....	5-146

N  
T  
T

**MINNESOTA ELECTRIC RATE BOOK - MPUC NO. 2**

**RESIDENTIAL SERVICE**  
**RATE CODE A00, A01, A03**

Section No. 5  
28th Revised Sheet No. 1

**AVAILABILITY**

Available to any residential customer for domestic purposes only in a single private residence and qualifying farm customers.

**DETERMINATION OF CUSTOMER BILLS**

Customer bills shall reflect energy charges (if applicable) based on customer's kWh usage, plus a customer charge (if applicable), plus demand charges (if applicable) based on customer's kW billing demand as defined below. Bills may be subject to a minimum charge based on the monthly customer charge and / or certain monthly or annual demand charges. Bills also include applicable riders, adjustments, surcharges, voltage discounts, and energy credits. Details regarding the specific charges applicable to this service are listed below.

**RATE**

	<u>Standard</u>	<u>Electric Space Heating</u>
Customer Charge per Month – Water Heating (A00)	\$0.00	N/A
– Overhead (A01)	\$8.00	\$10.00
– Underground (A03)	\$10.00	\$12.00
Energy Charge per kWh		
June - September	\$0.09395	\$0.09395
Other Months	\$0.08040	\$0.05819

**INTERIM RATE ADJUSTMENT**

A 9.88% Interim Rate Surcharge will be applied to rate components specified in the "Interim Rate Surcharge Rider" to service provided beginning January 1, 2017.

N  
N  
N

In addition, customer bills under this rate are subject to the following adjustments and/or charges.

**FUEL CLAUSE**

Bills are subject to the adjustments provided for in the Fuel Clause Rider.

**RESOURCE ADJUSTMENT**

Bills are subject to the adjustments provided for in the Conservation Improvement Program Adjustment Rider, the State Energy Policy Rate Rider, the Renewable Development Fund Rider, the Transmission Cost Recovery Rider, the Renewable Energy Standard Rider and the Mercury Cost Recovery Rider.

**ENVIRONMENTAL IMPROVEMENT RIDER**

Bills are subject to the adjustments provided for in the Environmental Improvement Rider.

**MONTHLY MINIMUM CHARGE**

Customer Charge.

(Continued on Sheet No. 5-1.1)

Date Filed: 11-02-15 By: Christopher B. Clark Effective Date:  
President, Northern States Power Company, a Minnesota corporation  
Docket No. E002/GR-15-826 Order Date:

**MINNESOTA ELECTRIC RATE BOOK - MPUC NO. 2**

**RESIDENTIAL TIME OF DAY SERVICE  
RATE CODE A02, A04**

Section No. 5  
28th Revised Sheet No. 2

**AVAILABILITY**

Available to any residential customer for domestic purposes only in a single private residence and qualifying farm customers.

**DETERMINATION OF CUSTOMER BILLS**

Customer bills shall reflect energy charges (if applicable) based on customer's kWh usage, plus a customer charge (if applicable), plus demand charges (if applicable) based on customer's kW billing demand as defined below. Bills may be subject to a minimum charge based on the monthly customer charge and / or certain monthly or annual demand charges. Bills also include applicable riders, adjustments, surcharges, voltage discounts, and energy credits. Details regarding the specific charges applicable to this service are listed below.

**RATE**

	<u>Standard</u>	<u>Electric Space Heating</u>
Customer Charge per Month		
Overhead (A02)	\$10.00	\$12.00
Underground (A04)	\$12.00	\$14.00
On Peak Period Energy Charge per kWh		
June - September	\$0.20077	\$0.20077
Other Months	\$0.16454	\$0.10912
Off Peak Period Energy Charge per kWh		
June - September	\$0.03015	\$0.03015
Other Months	\$0.03015	\$0.03015

**INTERIM RATE ADJUSTMENT**

A 9.88% Interim Rate Surcharge will be applied to rate components specified in the "Interim Rate Surcharge Rider" to service provided beginning January 1, 2017.

N  
N  
N

In addition, customer bills under this rate are subject to the following adjustments and/or charges.

**FUEL CLAUSE**

Bills are subject to the adjustments provided for in the Fuel Clause Rider.

**RESOURCE ADJUSTMENT**

Bills are subject to the adjustments provided for in the Conservation Improvement Program Adjustment Rider, the State Energy Policy Rate Rider, the Renewable Development Fund Rider, the Transmission Cost Recovery Rider, the Renewable Energy Standard Rider and the Mercury Cost Recovery Rider.

**ENVIRONMENTAL IMPROVEMENT RIDER**

Bills are subject to the adjustments provided for in the Environmental Improvement Rider.

(Continued on Sheet No. 5-3)

Date Filed: 11-02-15

By: Christopher B. Clark

Effective Date:

President, Northern States Power Company, a Minnesota corporation

Docket No. E002/GR-15-826

Order Date:



**MINNESOTA ELECTRIC RATE BOOK - MPUC NO. 2**

---

**RESIDENTIAL ELECTRIC VEHICLE SERVICE  
RATE CODE A08**

Section No. 5  
16th Revised Sheet No. 5

---

**AVAILABILITY**

Available to residential customers for service only to electric vehicle loads including battery charging and accessory usage. The customer must complete Company-approved documentation verifying possession, through ownership or lease, of an electric vehicle as defined in Section 169.011, subdivision 26a of Minnesota law.

**CHARACTER OF SERVICE**

Single-phase 60-Hertz service at approximately 120 or 120/240 volts will be provided hereunder. Three-phase service or other service upgrade requests will be provided in accordance with Company service regulations.

**RENEWABLE ENERGY SUPPLY OPTION**

Customers have the option to elect all or a portion of the supply of electricity under this schedule from renewable energy resources. The renewable energy supply option is available subject to the provisions contained in the Voluntary Renewable and High-Efficiency Energy Purchase (Windsorce Program) Rider, or other available rate schedule for voluntary renewable energy supply that is applicable.

**DETERMINATION OF CUSTOMER BILLS**

Customer bills shall reflect energy charges (if applicable) based on customer's kWh usage, plus a customer charge (if applicable), plus demand charges (if applicable) based on customer's kW billing demand as defined below. Bills may be subject to a minimum charge based on the monthly customer charge and / or certain monthly or annual demand charges. Bills also include applicable riders, adjustments, surcharges, voltage discounts, and energy credits. Details regarding the specific charges applicable to this service are listed below.

**RATE**

Customer Charge per Month	\$4.95
On-Peak Period Energy Charge per kWh	
June - September	\$0.17564
Other Months	\$0.14170
Off-Peak Period Energy Charge per kWh	\$0.03300

**INTERIM RATE ADJUSTMENT**

A 9.88% Interim Rate Surcharge will be applied to rate components specified in the "Interim Rate Surcharge Rider" to service provided beginning January 1, 2017.

N  
N  
N

In addition, customer bills under this rate are subject to the following adjustments and/or charges.

**FUEL CLAUSE**

Bills are subject to the adjustments provided for in the Fuel Clause Rider.

**RESOURCE ADJUSTMENT**

Bills are subject to the adjustments provided for in the Conservation Improvement Program Adjustment Rider, the State Energy Policy Rate Rider, the Renewable Development Fund Rider, the Transmission Cost Recovery Rider, the Renewable Energy Standard Rider and the Mercury Cost Recovery Rider.

(Continued on Sheet No. 5-6)

---

Date Filed:	11-02-15	By: Christopher B. Clark	Effective Date:
		President, Northern States Power Company, a Minnesota corporation	
Docket No.	E002/GR-15-826		Order Date:

**MINNESOTA ELECTRIC RATE BOOK - MPUC NO. 2**

---

**ENERGY CONTROLLED SERVICE  
(NON-DEMAND METERED)  
RATE CODE A05**

Section No. 5  
27th Revised Sheet No. 9

---

**AVAILABILITY**

Available to residential and commercial customers with permanently connected interruptible loads of up to 50 kW that would be under Company control. The types of loads served would include dual fuel space heating, water heating, and other loads subject to Company approval.

**DETERMINATION OF CUSTOMER BILLS**

Customer bills shall reflect energy charges (if applicable) based on customer's kWh usage, plus a customer charge (if applicable), plus demand charges (if applicable) based on customer's kW billing demand as defined below. Bills may be subject to a minimum charge based on the monthly customer charge and / or certain monthly or annual demand charges. Bills also include applicable riders, adjustments, surcharges, voltage discounts, and energy credits. Details regarding the specific charges applicable to this service are listed below.

**RATE**

	Residential	Commercial & Industrial
Customer Charge	\$4.95	\$4.95
Energy Charge per kWh	\$0.04283	\$0.04283
Optional		
June - September	\$0.09395	\$0.08787
Other Months	\$0.04283	\$0.04283

**OPTIONAL ENERGY CHARGE**

This option is available to customers with heat pump installations for non-interruptible service during June through September billing months.

**INTERIM RATE ADJUSTMENT**

A 9.88% Interim Rate Surcharge will be applied to rate components specified in the "Interim Rate Surcharge Rider" to service provided beginning January 1, 2017.

N  
N  
N

In addition, customer bills under this rate are subject to the following adjustments and/or charges.

**FUEL CLAUSE**

Bills are subject to the adjustments provided for in the Fuel Clause Rider.

**RESOURCE ADJUSTMENT**

Bills are subject to the adjustments provided for in the Conservation Improvement Program Adjustment Rider, the State Energy Policy Rate Rider, the Renewable Development Fund Rider, the Transmission Cost Recovery Rider, the Renewable Energy Standard Rider and the Mercury Cost Recovery Rider.

**ENVIRONMENTAL IMPROVEMENT RIDER**

Bills are subject to the adjustments provided for in the Environmental Improvement Rider.

(Continued on Sheet No. 5-10)

---

Date Filed:	15-826	By: Christopher B. Clark	Effective Date:
		President, Northern States Power Company, a Minnesota corporation	
Docket No.	E002/GR-15-826		Order Date:

**MINNESOTA ELECTRIC RATE BOOK - MPUC NO. 2**

---

**LIMITED OFF PEAK SERVICE  
RATE CODE A06**

Section No. 5  
30th Revised Sheet No. 11

---

**AVAILABILITY**

Available to any customers for controlled loads that will be energized only for the time period between 10:00 p.m. to 6:30 a.m. daily.

**DETERMINATION OF CUSTOMER BILLS**

Customer bills shall reflect energy charges (if applicable) based on customer's kWh usage, plus a customer charge (if applicable), plus demand charges (if applicable) based on customer's kW billing demand as defined below. Bills may be subject to a minimum charge based on the monthly customer charge and / or certain monthly or annual demand charges. Bills also include applicable riders, adjustments, surcharges, voltage discounts, and energy credits. Details regarding the specific charges applicable to this service are listed below.

**RATE**

	<u>Residential</u>	<u>Commercial &amp; Industrial</u>
Customer Charge per Month		
Secondary Voltage		
Single Phase	\$4.95	\$10.00
Three Phase	--	\$13.60
Primary Voltage	--	\$60.00
Transmission Transformed	--	\$60.00
Transmission	--	\$60.00
Energy Charge per kWh		
Secondary Voltage	\$0.02642	\$0.02642
Primary Voltage	--	\$0.02549
Transmission Transformed	--	\$0.02369
Transmission	--	\$0.02358

**INTERIM RATE ADJUSTMENT**

A 9.88% Interim Rate Surcharge will be applied to rate components specified in the "Interim Rate Surcharge Rider" to service provided beginning January 1, 2017.

N  
N  
N

In addition, customer bills under this rate are subject to the following adjustments and/or charges.

**FUEL CLAUSE**

Bills are subject to the adjustments provided for in the Fuel Clause Rider.

**RESOURCE ADJUSTMENT**

Bills are subject to the adjustments provided for in the Conservation Improvement Program Adjustment Rider, the State Energy Policy Rate Rider, the Renewable Development Fund Rider, the Transmission Cost Recovery Rider, the Renewable Energy Standard Rider and the Mercury Cost Recovery Rider.

(Continued on Sheet No. 5-11.1)

---

Date Filed: 11-02-15 By: Christopher B. Clark Effective Date:  
President, Northern States Power Company, a Minnesota corporation  
Docket No. E002/GR-15-826 Order Date:

**MINNESOTA ELECTRIC RATE BOOK - MPUC NO. 2**

---

**AUTOMATIC PROTECTIVE LIGHTING SERVICE  
RATE CODE A07**

Section No. 5  
20th Revised Sheet No. 14

---

**AVAILABILITY**

Available to all types of customers except for municipal street lighting purposes.

**DETERMINATION OF CUSTOMER BILLS**

Customer bills shall reflect energy charges (if applicable) based on customer's kWh usage, plus a customer charge (if applicable), plus demand charges (if applicable) based on customer's kW billing demand as defined below. Bills may be subject to a minimum charge based on the monthly customer charge and / or certain monthly or annual demand charges. Bills also include applicable riders, adjustments, surcharges, voltage discounts, and energy credits. Details regarding the specific charges applicable to this service are listed below.

**RATE**

<u>Designation of Lamp</u>	<u>Monthly Rate Per Unit</u>
Area Units	
100W High Pressure Sodium	\$7.34
175W Mercury (1)	\$7.34
250W High Pressure Sodium	\$11.64
400W Mercury (1)	\$11.64
Directional Units	
250W High Pressure Sodium	\$12.62
400W High Pressure Sodium	\$16.12
1,000W Mercury (1)	\$25.52

(1) Available to existing installations only.

**INTERIM RATE ADJUSTMENT**

A 9.88% Interim Rate Surcharge will be applied to rate components specified in the "Interim Rate Surcharge Rider" to service provided beginning January 1, 2017.

N  
N  
N

In addition, customer bills under this rate are subject to the following adjustments and/or charges.

**SERVICE INCLUDED IN RATE**

Company shall own, operate, and maintain the lighting unit including the fixture, lamp, ballast, photoelectric control, mounting brackets, and all necessary wiring. Company shall furnish all electric energy required for operation of the unit.

**FUEL CLAUSE**

Bills are subject to the adjustments provided for in the Fuel Clause Rider.

(Continued on Sheet No. 5-15)

---

Date Filed:	11-02-15	By: Christopher B. Clark	Effective Date:
		President, Northern States Power Company, a Minnesota corporation	
Docket No.	E002/GR-15-826		Order Date:

**MINNESOTA ELECTRIC RATE BOOK - MPUC NO. 2**

---

**SMALL GENERAL SERVICE**  
**RATE CODE A09, A10, A11, A13**

Section No. 5  
28th Revised Sheet No. 21

---

**AVAILABILITY**

Standard service (i.e., alternating current) is available to any non-residential customer for single or three phase electric service. Direct Current service is only available in Minneapolis and St. Paul to the extent now used.

**DETERMINATION OF CUSTOMER BILLS**

Customer bills shall reflect energy charges (if applicable) based on customer's kWh usage, plus a customer charge (if applicable), plus demand charges (if applicable) based on customer's kW billing demand as defined below. Bills may be subject to a minimum charge based on the monthly customer charge and / or certain monthly or annual demand charges. Bills also include applicable riders, adjustments, surcharges, voltage discounts, and energy credits. Details regarding the specific charges applicable to this service are listed below.

**RATE**

Customer Charge per Month – Unmetered (A09)	\$8.00
– Metered (A10)	\$10.00
– Water Heating (A11)	\$0.00
– Direct Current (A13)	\$10.00

Energy Charge per kWh

June - September	\$0.08787
Other Months	\$0.07432

Demand Charge (Direct Current Only) per Month per kW of Connected Load	\$3.48
---	--------

**INTERIM RATE ADJUSTMENT**

A 9.88% Interim Rate Surcharge will be applied to rate components specified in the "Interim Rate Surcharge Rider" to service provided beginning January 1, 2017.

N  
N  
N

In addition, customer bills under this rate are subject to the following adjustments and/or charges.

**FUEL CLAUSE**

Bills are subject to the adjustments provided for in the Fuel Clause Rider.

**RESOURCE ADJUSTMENT**

Bills are subject to the adjustments provided for in the Conservation Improvement Program Adjustment Rider, the State Energy Policy Rate Rider, the Renewable Development Fund Rider, the Transmission Cost Recovery Rider, the Renewable Energy Standard Rider and the Mercury Cost Recovery Rider.

---

(Continued on Sheet No. 5-22)

---

Date Filed: 11-02-15	By: Christopher B. Clark	Effective Date:
	President, Northern States Power Company, a Minnesota corporation	
Docket No. E002/GR-15-826		Order Date:

---

**SMALL GENERAL TIME OF DAY SERVICE**  
**RATE CODE A12, A16, A18, A22**

Section No. 5  
28th Revised Sheet No. 23

---

**AVAILABILITY**

Available to any non-residential customer for single or three phase electric service supplied through one meter.

**DETERMINATION OF CUSTOMER BILLS**

Customer bills shall reflect energy charges (if applicable) based on customer's kWh usage, plus a customer charge (if applicable), plus demand charges (if applicable) based on customer's kW billing demand as defined below. Bills may be subject to a minimum charge based on the monthly customer charge and / or certain monthly or annual demand charges. Bills also include applicable riders, adjustments, surcharges, voltage discounts, and energy credits. Details regarding the specific charges applicable to this service are listed below.

**RATE**

Customer Charge per Month – Time Of Day Metered (A12)	\$12.00
– kWh Metered (A16)	\$10.00
– Unmetered (A18)	\$8.00
– Low Wattage (A22)	(Please see page 5-24.1)

Energy Charge per kWh	<u>Oct-May</u>	<u>Jun-Sep</u>
On Peak Period (A12)	\$0.12280	\$0.15123
Off Peak Period (A12)	\$0.03015	\$0.03015
Constant Hourly (A16, A18, A22) (= 35% On, 65% Off)	\$0.06258	\$0.07253

**INTERIM RATE ADJUSTMENT**

A 9.88% Interim Rate Surcharge will be applied to rate components specified in the "Interim Rate Surcharge Rider" to service provided beginning January 1, 2017.

N  
N  
N

In addition, customer bills under this rate are subject to the following adjustments and/or charges.

**FUEL CLAUSE**

Bills are subject to the adjustments provided for in the Fuel Clause Rider.

**RESOURCE ADJUSTMENT**

Bills are subject to the adjustments provided for in the Conservation Improvement Program Adjustment Rider, the State Energy Policy Rate Rider, the Renewable Development Fund Rider, the Transmission Cost Recovery Rider, the Renewable Energy Standard Rider and the Mercury Cost Recovery Rider.

**ENVIRONMENTAL IMPROVEMENT RIDER**

Bills are subject to the adjustments provided for in the Environmental Improvement Rider.

**MONTHLY MINIMUM CHARGE**

Customer Charge.

---

(Continued on Sheet No. 5-24)

---

Date Filed: 11-02-15	By: Christopher B. Clark	Effective Date:
	President, Northern States Power Company, a Minnesota corporation	
Docket No. E002/GR-15-826		Order Date:

**MINNESOTA ELECTRIC RATE BOOK - MPUC NO. 2**

**GENERAL SERVICE**  
**RATE CODE A14**

Section No. 5  
 28th Revised Sheet No. 26

**AVAILABILITY**

Available to any non-residential customer for general service where customer is not required to be on a time-of-day rate schedule. Once the customer's 15-minute measured demands are equal to or greater than 1,000 kW for at least 4 of the past 12 consecutive months, the customer will be transferred to the General Time of Day service.

**DETERMINATION OF CUSTOMER BILLS**

Customer bills shall reflect energy charges (if applicable) based on customer's kWh usage, plus a customer charge (if applicable), plus demand charges (if applicable) based on customer's kW billing demand as defined below. Bills may be subject to a minimum charge based on the monthly customer charge and / or certain monthly or annual demand charges. Bills also include applicable riders, adjustments, surcharges, voltage discounts, and energy credits. Details regarding the specific charges applicable to this service are listed below.

**RATE**

Customer Charge per Month		\$25.75	
Service at Secondary Voltage	<u>Oct-May</u>		<u>Jun-Sep</u>
Demand Charge per Month per kW	\$9.96		\$14.07
Energy Charge per kWh		\$0.03201	
Energy Charge Credit per Month per kWh			
All kWh in Excess of 400 Hours		\$0.0140	
Times the Billing Demand			
			<u>January - December</u>
Voltage Discounts per Month	<u>Per kW</u>		<u>Per kWh</u>
Primary Voltage	\$0.90		\$0.00093
Transmission Transformed Voltage	\$1.60		\$0.00274
Transmission Voltage	\$2.40		\$0.00284

**INTERIM RATE ADJUSTMENT**

A 9.88% Interim Rate Surcharge will be applied to rate components specified in the "Interim Rate Surcharge Rider" to service provided beginning January 1, 2017.

N  
 N  
 N

In addition, customer bills under this rate are subject to the following adjustments and/or charges.

**FUEL CLAUSE**

Bills are subject to the adjustments provided for in the Fuel Clause Rider.

**RESOURCE ADJUSTMENT**

Bills are subject to the adjustments provided for in the Conservation Improvement Program Adjustment Rider, the State Energy Policy Rate Rider, the Renewable Development Fund Rider, the Transmission Cost Recovery Rider, the Renewable Energy Standard Rider and the Mercury Cost Recovery Rider.

(Continued on Sheet No. 5-27)

Date Filed:	11-02-15	By: Christopher B. Clark	Effective Date:
		President, Northern States Power Company, a Minnesota corporation	
Docket No.	E002/GR-15-826		Order Date:

**GENERAL TIME OF DAY SERVICE  
 RATE CODE A15, A17, A19**

Section No. 5  
 24th Revised Sheet No. 29

**AVAILABILITY-MANDATORY**

Effective November 1, 2007, this rate schedule is mandatory for any non-residential customer for general service having a 15-minute measured demand equal to or greater than 1,000 kW for at least 4 of the past 12 consecutive months. Customer will remain on this rate schedule on a mandatory basis unless their demand remains below 1,000 kW for 12 consecutive months.

**AVAILABILITY-OPTIONAL**

This rate schedule is optional for any non-residential customer for general service where customer is not required to be on a time-of-day rate.

**DETERMINATION OF CUSTOMER BILLS**

Customer bills shall reflect energy charges (if applicable) based on customer's kWh usage, plus a customer charge (if applicable), plus demand charges (if applicable) based on customer's kW billing demand as defined below. Bills may be subject to a minimum charge based on the monthly customer charge and / or certain monthly or annual demand charges. Bills also include applicable riders, adjustments, surcharges, voltage discounts, and energy credits. Details regarding the specific charges applicable to this service are listed below.

**RATE**

Customer Charge per Month – Time Of Day Metered (A15)		\$29.75
-- kWh Metered (A17)		\$25.75
-- Unmetered (A19)		\$21.75
Service at Secondary Voltage	<u>Oct-May</u>	<u>Jun-Sep</u>
Demand Charge per Month per kW		
On Peak Period Demand	\$9.96	\$14.07
Off Peak Period Demand in Excess of On Peak Period Demand	\$2.40	\$2.40
Energy Charge per kWh		
On Peak Period Energy	\$0.04482	
Off Peak Period Energy	\$0.02233	
Energy Charge Credit per Month per kWh		
All kWh in Excess of 400 Hours Times the On Peak Period Billing Demand, Not to Exceed 50% of Total kWh	\$0.0140	
	<u>January - December</u>	
Voltage Discounts per Month	<u>Per kW</u>	<u>Per kWh</u>
Primary Voltage	\$0.90	\$0.00093
Transmission Transformed Voltage	\$1.60	\$0.00274
Transmission Voltage	\$2.40	\$0.00284

**INTERIM RATE ADJUSTMENT**

A 9.88% Interim Rate Surcharge will be applied to rate components specified in the "Interim Rate Surcharge Rider" to service provided beginning January 1, 2017.

N  
 N  
 N

(Continued on Sheet No. 5-30)

Date Filed: 11-02-15 By: Christopher B. Clark Effective Date:  
 President, Northern States Power Company, a Minnesota corporation  
 Docket No. E002/GR-15-826 Order Date:



**MINNESOTA ELECTRIC RATE BOOK - MPUC NO. 2**

---

**PEAK CONTROLLED SERVICE (Continued)**  
**RATE CODE A23**

Section No. 5  
17th Revised Sheet No. 41

---

**INTERIM RATE ADJUSTMENT**

A 9.88% Interim Rate Surcharge will be applied to rate components specified in the "Interim Rate Surcharge Rider" to service provided beginning January 1, 2017.

N  
N  
N

In addition, customer bills under this rate are subject to the following adjustments and/or charges.

**FUEL CLAUSE**

Bills are subject to the adjustments provided for in the Fuel Clause Rider.

**RESOURCE ADJUSTMENT**

Bills are subject to the adjustments provided for in the Conservation Improvement Program Adjustment Rider, the State Energy Policy Rate Rider, the Renewable Development Fund Rider, the Transmission Cost Recovery Rider, the Renewable Energy Standard Rider and the Mercury Cost Recovery Rider.

**ENVIRONMENTAL IMPROVEMENT RIDER**

Bills are subject to the adjustments provided for in the Environmental Improvement Rider.

**SURCHARGE**

In certain communities, bills are subject to surcharges provided for in a Surcharge Rider.

**LOW INCOME ENERGY DISCOUNT RIDER**

Bills are subject to the adjustment provided for in the Low Income Energy Discount Rider.

**LATE PAYMENT CHARGE**

Any unpaid balance over \$10.00 is subject to a 1.5% late payment charge or \$1.00, whichever is greater, after the date due. The charge may be assessed as provided for in the General Rules and Regulations, Section 3.5.

**DEFINITION OF PERFORMANCE FACTOR (PF)**

Performance factor is defined in percentage terms as the average of the July and August calendar month unadjusted maximum Controllable Demand occurring from 1:00 p.m. to 7:00 p.m. on weekdays, or which has been permanently shifted out of normal control period times, divided by the unadjusted maximum annual Controllable Demand. Customers claiming permanent load shifts must provide verification to Company, based on NSP's established criteria.

**DETERMINATION OF DEMAND**

Maximum Actual Demand in kW shall be the greatest 15-minute load during the billing month.

Adjusted Demand in kW for billing purposes shall be determined by dividing the Maximum Actual Demand in kW by the power factor expressed in percent but not more than a 90% power factor and multiplying the quotient so obtained by 90% and rounding to the nearest whole kW.

(Continued on Sheet No. 5-42)

---

Date Filed: 11-02-15 By: Christopher B. Clark Effective Date:  
President, Northern States Power Company, a Minnesota corporation  
Docket No. E002/GR-15-826 Order Date:

**MINNESOTA ELECTRIC RATE BOOK - MPUC NO. 2**

**PEAK CONTROLLED TIME OF DAY SERVICE**

Section No. 5

(Continued)

22nd Revised Sheet No. 45

**RATE CODE A24**

**RATE (Continued)**

	<u>Tier 1</u>	<u>Tier 2</u>
Demand Charge per Month per kW		
On Peak Period Demand		
Firm Demand		
June - September	\$14.07	\$14.07
Other Months	\$9.96	\$9.96
Controllable Demand (Jan-Dec)		
Level A: < 65% PF	Not Available	\$8.21
Level B: ≥ 65% and < 85% PF	\$6.70	\$7.40
Level C: ≥ 85% PF	\$6.13	\$6.90
Short Notice Rider	\$5.63	Not Available
Off Peak Period Demand in Excess of On Peak Period Demand (Jan-Dec)	\$2.40	\$2.40
	<u>January - December</u>	
Voltage Discounts per Month	<u>Per kW</u>	<u>Per kWh</u>
Primary Voltage	\$0.90	\$0.00093
Transmission Transformed Voltage	\$1.60	\$0.00274
Transmission Voltage	\$2.40	\$0.00284

**INTERIM RATE ADJUSTMENT**

A 9.88% Interim Rate Surcharge will be applied to rate components specified in the "Interim Rate Surcharge Rider" to service provided beginning January 1, 2017.

N  
N  
N

In addition, customer bills under this rate are subject to the following adjustments and/or charges.

**FUEL CLAUSE**

Bills are subject to the adjustments provided for in the Fuel Clause Rider.

**RESOURCE ADJUSTMENT**

Bills are subject to the adjustments provided for in the Conservation Improvement Program Adjustment Rider, the State Energy Policy Rate Rider, the Renewable Development Fund Rider, the Transmission Cost Recovery Rider, the Renewable Energy Standard Rider and the Mercury Cost Recovery Rider.

**ENVIRONMENTAL IMPROVEMENT RIDER**

Bills are subject to the adjustments provided for in the Environmental Improvement Rider.

**SURCHARGE**

In certain communities, bills are subject to surcharges provided for in a Surcharge Rider.

(Continued on Sheet No. 5-46)

Date Filed:	11-02-15	By: Christopher B. Clark	Effective Date:
		President, Northern States Power Company, a Minnesota corporation	
Docket No.	E002/GR-15-826		Order Date:

**MINNESOTA ELECTRIC RATE BOOK - MPUC NO. 2**

---

**REAL TIME PRICING SERVICE (Continued)**  
**RATE CODE: A62 (FIRM), A63 (CONTROLLABLE)**

Section No. 5  
21st Revised Sheet No. 65

---

**INTERIM RATE ADJUSTMENT**

A 9.88% Interim Rate Surcharge will be applied to rate components specified in the "Interim Rate Surcharge Rider" to service provided beginning January 1, 2017.

N  
N  
N

**DAY-TYPE**

Separate energy charges are defined for each of eight day-types. Company will normally designate the applicable day-type for each day by 4:00 p.m. of the preceding day. If Company has not designated the applicable day by 4:00 p.m., the day-type will be the same as the last designated day-type, unless Company later designates a lower cost day-type.

**CONTRACT**

Customers must contract for this service through an Electric Service Agreement with Company. Contract period will normally be for one year.

**FUEL CLAUSE**

Bills are subject to the adjustments provided for in the Fuel Clause Rider.

**RESOURCE ADJUSTMENT**

Bills are subject to the adjustments provided for in the Conservation Improvement Program Adjustment Rider, the State Energy Policy Rate Rider, the Renewable Development Fund Rider, the Transmission Cost Recovery Rider, the Renewable Energy Standard Rider and the Mercury Cost Recovery Rider.

**ENVIRONMENTAL IMPROVEMENT RIDER**

Bills are subject to the adjustments provided for in the Environmental Improvement Rider.

**SURCHARGE**

In certain communities, bills are subject to surcharges provided for in a Surcharge Rider.

**LOW INCOME ENERGY DISCOUNT RIDER**

Bills are subject to the adjustment provided for in the Low Income Energy Discount Rider.

**LATE PAYMENT CHARGE**

Any unpaid balance over \$10.00 is subject to a 1.5% late payment charge or \$1.00, whichever is greater, after the date due. The charge may be assessed as provided for in the General Rules and Regulations, Section 3.5.

**PEAK PERIOD HOURS DEFINITION**

Peak period hours are the nine hours between 9:00 a.m. and 6:00 p.m. for day-types 1, 2, 3, 4, 5, and 6. No peak period hours are applicable for day-types 7 and 8.

---

(Continued on Sheet No. 5-65.1)

Date Filed: 11-02-15

By: Christopher B. Clark

Effective Date:

President, Northern States Power Company, a Minnesota corporation

Docket No. E002/GR-15-826

Order Date:

**MINNESOTA ELECTRIC RATE BOOK - MPUC NO. 2**

---

**LIGHT RAIL LINE TARIFF  
RATE CODE A29**

Section No. 5  
14th Revised Sheet No. 71

---

**AVAILABILITY**

Available to the Metropolitan Council's light rail transit lines for all electric power and energy required by its Traction Station service locations. Traction Stations will be aggregated as lines as they are put into service. Traction Stations common to more than one line will be aggregated with the line with which they were originally put into service.

**RATE**

Customer Charge per Month per Traction Station		\$100.00	
Transmission and Distribution Demand Charge per Month per kW			
All Traction Station On Peak Non-Coincident Billing Demands		\$4.24	
Off Peak Period Non-Coincident Demand in Excess of On Peak Period Non-Coincident Demand		\$1.50	
Generation Demand Charge per Month per kW	<b>OCT-MAY</b>		<b>JUN-SEP</b>
Rail Line On Peak Coincident Billing Demand	\$4.82		\$8.93
Energy Charge per kWh			
On Peak Period Energy		\$0.04389	
Off Peak Period Energy		\$0.02140	
Energy Charge Credit per Month per kWh			
All Energy in Excess of 400 Hours Times the On Peak Period Coincident Billing Demand, Not to Exceed 50% of the Energy		\$0.01200	

**INTERIM RATE ADJUSTMENT**

A 9.88% Interim Rate Surcharge will be applied to rate components specified in the "Interim Rate Surcharge Rider" to service provided beginning January 1, 2017.

N  
N  
N

In addition, customer bills under this rate are subject to the following adjustments and/or charges.

**FUEL CLAUSE**

Bills are subject to the adjustments provided for in the Fuel Clause Rider.

**RESOURCE ADJUSTMENT**

Bills are subject to the adjustments provided for in the Conservation Improvement Program Adjustment Rider, the State Energy Policy Rate Rider, the Renewable Development Fund Rider, the Transmission Cost Recovery Rider, the Renewable Energy Standard Rider and the Mercury Cost Recovery Rider.

**ENVIRONMENTAL IMPROVEMENT RIDER**

Bills are subject to the adjustments provided for in the Environmental Improvement Rider.

**SURCHARGE**

In certain communities, bills are subject to surcharges provided for in a Surcharge Rider.

---

(Continued on Sheet No. 5-72)

---

Date Filed:	11-02-15	By: Christopher B. Clark	Effective Date:
		President, Northern States Power Company, a Minnesota corporation	
Docket No.	E002/GR-15-826		Order Date:

**MINNESOTA ELECTRIC RATE BOOK - MPUC NO. 2**

**STREET LIGHTING SYSTEM SERVICE  
 RATE CODE A30**

Section No. 5  
 22nd Revised Sheet No. 74

**AVAILABILITY**

Available for year-round illumination of public streets, parkways, and highways by High Pressure Sodium (HPS) or Metal Halide electric lamps in luminaires supported on poles, where the facilities for this service are furnished by Company. Underground Service under this schedule is limited to areas having a Company owned underground electric distribution system. Standard Service includes a monthly payment for the lighting system cost. Pre-Pay Option requires customer payment for the lighting system cost before establishing service.

**DETERMINATION OF CUSTOMER BILLS**

Customer bills shall reflect energy charges (if applicable) based on customer's kWh usage, plus a customer charge (if applicable), plus demand charges (if applicable) based on customer's kW billing demand as defined below. Bills may be subject to a minimum charge based on the monthly customer charge and / or certain monthly or annual demand charges. Bills also include applicable riders, adjustments, surcharges, voltage discounts, and energy credits. Details regarding the specific charges applicable to this service are listed below.

**RATE**

Designation of Lamp	Monthly Rate Per Luminaire			Pre-Pay Option
	Standard Service			
	Overhead	Underground	Decorative	
70W High Pressure Sodium	\$8.95	\$17.67	--	\$5.50
100W High Pressure Sodium	\$9.44	\$18.16	\$28.16	\$6.14
150W High Pressure Sodium	\$10.15	\$18.87	\$29.25	\$6.94
200W High Pressure Sodium*	\$11.89	--	--	--
250W High Pressure Sodium	\$12.78	\$21.29	\$31.11	\$8.83
400W High Pressure Sodium	\$15.50	\$23.72	\$33.36	\$11.38
175W Metal Halide	\$13.86	\$25.51	\$33.36	\$12.47

\*Closed to new customers

**INTERIM RATE ADJUSTMENT**

A 9.88% Interim Rate Surcharge will be applied to rate components specified in the "Interim Rate Surcharge Rider" to service provided beginning January 1, 2017.

N  
 N  
 N

**PRE-PAY OPTION SURCHARGE**

A monthly surcharge per luminaire of 0.2% applies to the amount the purchase price exceeds \$1,200.

In addition, customer bills under this rate are subject to the following adjustments and/or charges.

**FUEL CLAUSE**

Bills are subject to the adjustments provided for in the Fuel Clause Rider.

(Continued on Sheet No 5-74.1)

Date Filed: 11-02-15

By: Christopher B. Clark

Effective Date:

President, Northern States Power Company, a Minnesota corporation

Docket No. E002/GR-15-826

Order Date:

**MINNESOTA ELECTRIC RATE BOOK - MPUC NO. 2**

---

**STREET LIGHTING ENERGY SERVICE (CLOSED)  
RATE CODE A32**

Section No. 5  
21st Revised Sheet No. 76

---

**AVAILABILITY**

Available for year-round illumination of public streets, parkways, and highways by electric lamps mounted on standards where customer owns a Company approved ornamental street lighting system complete with standards, luminaires with globes, lamps, and other appurtenances, together with all necessary cables extending between standards and to point of connection to Company's facilities as designated by Company. Service is limited to existing lighting systems being served under this schedule.

**DETERMINATION OF CUSTOMER BILLS**

Customer bills shall reflect energy charges (if applicable) based on customer's kWh usage, plus a customer charge (if applicable), plus demand charges (if applicable) based on customer's kW billing demand as defined below. Bills may be subject to a minimum charge based on the monthly customer charge and / or certain monthly or annual demand charges. Bills also include applicable riders, adjustments, surcharges, voltage discounts, and energy credits. Details regarding the specific charges applicable to this service are listed below.

**RATE**

<u>Designation of Lamp</u>	<u>Monthly Rate per Luminaire</u>
100W Mercury	\$2.37
175W Mercury	\$3.53
250W Mercury	\$4.78
400W Mercury	\$7.45
700W Mercury	\$12.39
1,000W Mercury	\$17.24
50W High Pressure Sodium	\$1.32
70W High Pressure Sodium	\$1.67
100W High Pressure Sodium	\$2.22
150W High Pressure Sodium	\$3.04
200W High Pressure Sodium	\$4.05
250W High Pressure Sodium	\$5.12
400W High Pressure Sodium	\$7.79
750W High Pressure Sodium	\$13.37
F72HO Fluorescent	\$3.61

**INTERIM RATE ADJUSTMENT**

A 9.88% Interim Rate Surcharge will be applied to rate components specified in the "Interim Rate Surcharge Rider" to service provided beginning January 1, 2017.

N  
N  
N

(Continued on Sheet No. 5-77)

---

Date Filed: 11-02-15 By: Christopher B. Clark Effective Date:  
President, Northern States Power Company, a Minnesota corporation  
Docket No. E002/GR-15-826 Order Date:

**MINNESOTA ELECTRIC RATE BOOK - MPUC NO. 2**

---

**STREET LIGHTING ENERGY SERVICE - METERED  
RATE CODE A34**

Section No. 5  
26th Revised Sheet No. 78

---

**AVAILABILITY**

Available for year-round illumination of public streets, parkways, and highways by electric lamps mounted on standards where customer owns and maintains an ornamental street lighting system complete with standards, luminaires with globes, lamps, photocells, and other appurtenances, together with all necessary cables extending between standards and to point of connection to Company's meter as designated by Company.

**DETERMINATION OF CUSTOMER BILLS**

Customer bills shall reflect energy charges (if applicable) based on customer's kWh usage, plus a customer charge (if applicable), plus demand charges (if applicable) based on customer's kW billing demand as defined below. Bills may be subject to a minimum charge based on the monthly customer charge and / or certain monthly or annual demand charges. Bills also include applicable riders, adjustments, surcharges, voltage discounts, and energy credits. Details regarding the specific charges applicable to this service are listed below.

**RATE**

Customer Charge per Meter per Month \$4.75

Energy Charge per kWh \$0.04402

**INTERIM RATE ADJUSTMENT**

A 9.88% Interim Rate Surcharge will be applied to rate components specified in the "Interim Rate Surcharge Rider" to service provided beginning January 1, 2017.

N  
N  
N

**FUEL CLAUSE**

Bills are subject to the adjustments provided for in the Fuel Clause Rider.

**RESOURCE ADJUSTMENT**

Bills are subject to the adjustments provided for in the Conservation Improvement Program Adjustment Rider, the State Energy Policy Rate Rider, the Renewable Development Fund Rider, the Transmission Cost Recovery Rider, the Renewable Energy Standard Rider and the Mercury Cost Recovery Rider.

**ENVIRONMENTAL IMPROVEMENT RIDER**

Bills are subject to the adjustments provided for in the Environmental Improvement Rider.

**SURCHARGE**

In certain communities, bills are subject to surcharges provided for in a Surcharge Rider.

(Continued on Sheet No. 78.1)

---

Date Filed: 11-02-15

By: Christopher B. Clark

Effective Date:

President, Northern States Power Company, a Minnesota corporation

Docket No. E002/GR-15-826

Order Date:

**MINNESOTA ELECTRIC RATE BOOK - MPUC NO. 2**

---

**STREET LIGHTING SERVICE - CITY OF ST. PAUL  
RATE CODE A37**

Section No. 5  
24th Revised Sheet No. 80

---

**AVAILABILITY**

Available to the City of St. Paul for furnishing, maintaining, and operating certain electrical connections, lines, and appurtenances thereto, and supplying electric current for city street lighting.

**DETERMINATION OF CUSTOMER BILLS**

Customer bills shall reflect energy charges (if applicable) based on customer's kWh usage, plus a customer charge (if applicable), plus demand charges (if applicable) based on customer's kW billing demand as defined below. Bills may be subject to a minimum charge based on the monthly customer charge and / or certain monthly or annual demand charges. Bills also include applicable riders, adjustments, surcharges, voltage discounts, and energy credits. Details regarding the specific charges applicable to this service are listed below.

**RATE**

<u>Designation of Lamp</u>	<u>Monthly Rate per Luminaire</u>
100W High Pressure Sodium	\$5.35
150W High Pressure Sodium	\$6.07
250W High Pressure Sodium	\$8.78

**INTERIM RATE ADJUSTMENT**

A 9.88% Interim Rate Surcharge will be applied to rate components specified in the "Interim Rate Surcharge Rider" to service provided beginning January 1, 2017.

N  
N  
N

In addition, customer bills under this rate are subject to the following adjustments and/or charges.

**FUEL CLAUSE**

Bills are subject to the adjustments provided for in the Fuel Clause Rider.

**RESOURCE ADJUSTMENT**

Bills are subject to the adjustments provided for in the Conservation Improvement Program Adjustment Rider, the State Energy Policy Rate Rider, the Renewable Development Fund Rider, the Transmission Cost Recovery Rider, the Renewable Energy Standard Rider and the Mercury Cost Recovery Rider.

**ENVIRONMENTAL IMPROVEMENT RIDER**

Bills are subject to the adjustments provided for in the Environmental Improvement Rider.

**SURCHARGE**

In certain communities, bills are subject to surcharges provided for in a Surcharge Rider.

The following are terms and conditions for service under this tariff.

**LATE PAYMENT CHARGE**

Any unpaid balance over \$10.00 is subject to a 1.5% late payment charge or \$1.00, whichever is greater, after the date due. The charge may be assessed as provided for in the General Rules and Regulations, Section 3.5.

(Continued on Sheet No. 5-81)

---

Date Filed: 11-02-15 By: Christopher B. Clark Effective Date:  
President, Northern States Power Company, a Minnesota corporation  
Docket No. E002/GR-15-826 Order Date:



**MINNESOTA ELECTRIC RATE BOOK - MPUC NO. 2**

---

**SMALL MUNICIPAL PUMPING SERVICE  
RATE CODE A40**

Section No. 5  
27th Revised Sheet No. 85

---

**AVAILABILITY**

Available to municipal owned water works and municipal sewage systems for operation of pumping and treatment plants. (Rate schedule is applied separately to each delivery point.)

**DETERMINATION OF CUSTOMER BILLS**

Customer bills shall reflect energy charges (if applicable) based on customer's kWh usage, plus a customer charge (if applicable), plus demand charges (if applicable) based on customer's kW billing demand as defined below. Bills may be subject to a minimum charge based on the monthly customer charge and / or certain monthly or annual demand charges. Bills also include applicable riders, adjustments, surcharges, voltage discounts, and energy credits. Details regarding the specific charges applicable to this service are listed below.

**RATE**

	<u>Oct-May</u>	<u>Jun-Sep</u>
Customer Charge per Month	\$10.00	\$10.00
Energy Charge per kWh	\$0.07432	\$0.08787

**INTERIM RATE ADJUSTMENT**

A 9.88% Interim Rate Surcharge will be applied to rate components specified in the "Interim Rate Surcharge Rider" to service provided beginning January 1, 2017.

N  
N  
N

In addition, customer bills under this rate are subject to the following adjustments and/or charges.

**FUEL CLAUSE**

Bills are subject to the adjustments provided for in the Fuel Clause Rider.

**RESOURCE ADJUSTMENT**

Bills are subject to the adjustments provided for in the Conservation Improvement Program Adjustment Rider, the State Energy Policy Rate Rider, the Renewable Development Fund Rider, the Transmission Cost Recovery Rider, the Renewable Energy Standard Rider and the Mercury Cost Recovery Rider.

**ENVIRONMENTAL IMPROVEMENT RIDER**

Bills are subject to the adjustments provided for in the Environmental Improvement Rider.

**MONTHLY MINIMUM CHARGE**

Customer Charge.

**SURCHARGE**

In certain communities, bills are subject to surcharges provided for in a Surcharge Rider.

**LOW INCOME ENERGY DISCOUNT RIDER**

Bills are subject to the adjustment provided for in the Low Income Energy Discount Rider.

(Continued on Sheet No. 5-86)

---

Date Filed: 11-02-15

By: Christopher B. Clark

Effective Date:

President, Northern States Power Company, a Minnesota corporation

Docket No. E002/GR-15-826

Order Date:

**MINNESOTA ELECTRIC RATE BOOK - MPUC NO. 2**

---

**MUNICIPAL PUMPING SERVICE  
RATE CODE A41**

Section No. 5  
28th Revised Sheet No. 87

---

**AVAILABILITY**

Available to municipal owned water works and municipal sewage systems for operation of pumping and treatment plants. (Rate schedule is applied separately to each delivery point.)

**RATE**

Customer Charge per Month		\$25.75
	<u>Oct-May</u>	<u>Jun-Sep</u>
Service at Secondary Voltage		
Demand Charge per Month per kW	\$9.96	\$14.07
Energy Charge per kWh		\$0.03201
Energy Charge Credit per Month per kWh		
All kWh in Excess of 400 Hours		\$0.0140
Times the Billing Demand		
	<u>January - December</u>	
Voltage Discounts per Month	<u>Per kW</u>	<u>Per kWh</u>
Primary Voltage	\$0.90	\$0.00093

**INTERIM RATE ADJUSTMENT**

A 9.88% Interim Rate Surcharge will be applied to rate components specified in the "Interim Rate Surcharge Rider" to service provided beginning January 1, 2017.

N  
N  
N

In addition, customer bills under this rate are subject to the following adjustments and/or charges.

**FUEL CLAUSE**

Bills are subject to the adjustments provided for in the Fuel Clause Rider.

**RESOURCE ADJUSTMENT**

Bills are subject to the adjustments provided for in the Conservation Improvement Program Adjustment Rider, the State Energy Policy Rate Rider, the Renewable Development Fund Rider, the Transmission Cost Recovery Rider, the Renewable Energy Standard Rider and the Mercury Cost Recovery Rider.

**ENVIRONMENTAL IMPROVEMENT RIDER**

Bills are subject to the adjustments provided for in the Environmental Improvement Rider.

---

(Continued on Sheet No. 5-88)

---

Date Filed:	11-02-15	By: Christopher B. Clark	Effective Date:
		President, Northern States Power Company, a Minnesota corporation	
Docket No.	E002/GR-15-826		Order Date:

**MINNESOTA ELECTRIC RATE BOOK - MPUC NO. 2**

---

**FIRE AND CIVIL DEFENSE SIREN SERVICE  
RATE CODE A42**

Section No. 5  
12th Revised Sheet No. 89

---

**AVAILABILITY**

Available for power service for the operation of municipal fire and civil defense warning sirens having a rated capacity not in excess of 25 horsepower.

**DETERMINATION OF CUSTOMER BILLS**

Customer bills shall reflect energy charges (if applicable) based on customer's kWh usage, plus a customer charge (if applicable), plus demand charges (if applicable) based on customer's kW billing demand as defined below. Bills may be subject to a minimum charge based on the monthly customer charge and / or certain monthly or annual demand charges. Bills also include applicable riders, adjustments, surcharges, voltage discounts, and energy credits. Details regarding the specific charges applicable to this service are listed below.

**RATE**

Per Month per Horsepower of Connected Capacity      \$0.75

In addition, customer bills under this rate are subject to the following adjustments and/or charges.

**MONTHLY MINIMUM CHARGE**

Net per Month      \$3.61

**INTERIM RATE ADJUSTMENT**

A 9.88% Interim Rate Surcharge will be applied to rate components specified in the "Interim Rate Surcharge Rider" to service provided beginning January 1, 2017.

N  
N  
N

The following are terms and conditions for service under this tariff.

**LATE PAYMENT CHARGE**

Any unpaid balance over \$10.00 is subject to a 1.5% late payment charge or \$1.00, whichever is greater, after the date due. The charge may be assessed as provided for in the General Rules and Regulations, Section 3.5.

**CONNECTION**

Under the above rate, the Company will make no extension for service other than a normal service span. Where conditions are such that a long service connection or extra transformer capacity, or both, are necessary, the customer shall either pay the entire cost of such extra equipment or pay a monthly facilities charge based on such costs.

The circuit serving the siren must be in conduit from the entrance to the motor with an enclosed entrance switch box, which may be sealed and operated from an external appliance.

**OPTIONAL**

In case the customer already has a service connection of sufficient capacity to permit operation of the siren without unduly disturbing conditions on the Company's nearby circuits, the siren may be connected at the option of the customer on the load side of the customer's existing meter and the commercial rate applied to the total load.

**MINNESOTA ELECTRIC RATE BOOK - MPUC NO. 2**

---

**INTERIM RATE SURCHARGE RIDER**

Section No. 5  
11th Revised Sheet No. 94

---

**AVAILABILITY**

The Interim Rate Surcharge applies to:

1. Customer, Energy, Demand and Minimum Charges
2. Energy Charge Credits
3. Limited Energy Surcharges
4. Controllable Demand Credits
5. Voltage Discounts
6. Fixed Charges for Low Wattage Unmetered Devices
7. Lighting Rates per Luminaire and Lighting Rates per Unit
8. Siren Service Rate per Horsepower
9. Residential Controlled Air Conditioning and Water Heating Discounts (Energy and Fuel Cost Charges)
10. Commercial and Industrial Controlled Air Conditioning Credits
11. Standby Service Rider
12. Supplemental Service Rider
13. Tier 1 Energy Controlled Service Rider
14. Area Development Rider
15. Competitive Response Rider
16. Tier 1 Peak Controlled Short Notice Rider
17. Business Incentive and Sustainability Rider

The Interim Rate Surcharge does not apply to:

1. Fuel Clause Rider
2. Conservation Improvement Program Adjustment Rider
3. Low Income Discounts (Energy and Fuel Cost Charges)
4. Low Income Program Surcharges
5. Off Season Load Rider
6. City Requested Facilities Surcharge Rider
7. Windsource Program Rider
8. WAPA Bill Credit Program Rider
9. Mercury Cost Recovery Rider
10. Environmental Improvement Rider
11. State Energy Policy Rate Rider
12. Renewable Development Fund Rider
13. Transmission Cost Recovery Rider
14. Renewable Energy Standard Rider
15. Net Energy Billing Service
16. Late Payment Charge

This temporary Interim Rate Surcharge Rider will expire when final rates become effective.

**RATE**

Each rate schedule that the Interim Rate Surcharge applies to contains the following text:

**INTERIM RATE ADJUSTMENT**

A 9.88% Interim Rate Surcharge will be applied to rate components specified in the "Interim Rate Surcharge Rider" to service provided beginning January 1, 2017.

---

Date Filed: 11-02-15

By: Christopher B. Clark

Effective Date:

President, Northern States Power Company, a Minnesota corporation

Docket No. E002/GR-15-826

Order Date:

D  
N

N



Revenue Decoupling Model

Residential RDM Rates Calculation - 2016 with Interim Rates - Residential

Residential TY 2016 MWh	Jan-16	Feb-16	Mar-16	Apr-16	May-16	Jun-16	Jul-16	Aug-16	Sep-16	Oct-16	Nov-16	Dec-16	Annual
RES_A01	430,833	378,156	372,897	311,416	320,371	412,174	516,161	464,001	360,999	340,145	347,267	414,050	4,668,471
RES_A02	68	61	66	46	49	59	66	62	46	44	60	66	693
RES_A02_Off	169	148	158	113	107	119	126	110	90	90	132	161	1,524
RES_A03	317,585	270,947	265,794	224,147	238,097	320,455	394,552	350,002	277,574	247,530	267,367	308,732	3,482,783
RES_A04	56	53	53	38	37	48	57	53	40	38	53	61	587
RES_A04_Off	145	128	127	97	83	97	107	88	76	77	116	145	1,285
RES_A05	1,322	1,237	1,091	726	478	332	337	286	220	247	582	1,081	7,940
RES_A05 - Optional	22	20	18	12	8	8	8	7	5	4	9	18	139
RES_A06	19	15	11	9	6	6	6	5	4	6	9	15	112
RES_A06_Off	514	482	484	308	199	99	64	48	42	89	255	426	3,008
Residential TY 2016 MWh	750,733	651,248	640,700	536,913	559,434	733,396	911,483	814,662	639,095	588,271	615,852	724,754	8,166,541

Res TY 2016 Energy Chg - Pres Rates	Win	Sum (rates in \$ per kWh)
RES_A01, A03	0.080400	0.093950
RES_A02, A04	0.164540	0.200770
RES_A02_Off, A04_Off	0.030150	0.030150
RES_A05	0.042830	0.042830
RES_A05 Optional	0.042830	0.093950
RES_A06	0.308000	0.308000
RES_A06_Off	0.026420	0.026420

Res TY 2016 Energy Chg Rev-Present	Jan-16	Feb-16	Mar-16	Apr-16	May-16	Jun-16	Jul-16	Aug-16	Sep-16	Oct-16	Nov-16	Dec-16	Annual
RES_A01	34,639	30,404	29,981	25,038	25,758	38,724	48,493	43,593	33,916	27,348	27,920	33,290	399,103
RES_A02	11	10	11	8	8	12	13	12	9	7	10	11	122
RES_A02_Off	5	4	5	3	3	4	4	3	3	3	4	5	46
RES_A03	25,534	21,784	21,370	18,021	19,143	30,107	37,068	32,883	26,078	19,901	21,496	24,822	298,208
RES_A04	9	9	9	6	6	10	11	11	8	6	9	10	104
RES_A04_Off	4	4	4	3	3	3	3	3	2	2	3	4	39
RES_A05	57	53	47	31	20	14	14	12	9	11	25	46	340
RES_A05 Optional	1	1	1	1	0	1	1	1	1	0	0	1	7
RES_A06	6	5	3	3	2	2	2	2	1	2	3	5	34
RES_A06_Off	14	13	13	8	5	3	2	1	1	2	7	11	79
Res TY 2016 Energy Chg Rev (\$000)	60,280	52,286	51,443	43,122	44,948	68,878	85,612	76,520	60,028	47,283	49,478	58,205	698,083

Interim Rate Adjustment-2016	7.75%	Jan-16	Feb-16	Mar-16	Apr-16	May-16	Jun-16	Jul-16	Aug-16	Sep-16	Oct-16	Nov-16	Dec-16	Annual
Res Energy Chg Rev w/ interim	64,951	56,338	55,429	46,464	48,432	74,216	92,247	82,451	64,681	50,947	53,312	62,716	752,184	
CCRC Rev @ 0.003089/kWh	2,319	2,012	1,979	1,659	1,728	2,265	2,816	2,516	1,974	1,817	1,902	2,239	25,226	
Res Energy Chg Rev w/o CCRC (\$000)	62,632	54,327	53,450	44,805	46,704	71,950	89,431	79,934	62,706	49,130	51,410	60,477	726,958	
2016 Cust Count	1,094,829	1,096,198	1,096,942	1,096,786	1,096,597	1,095,967	1,096,163	1,097,558	1,098,022	1,099,947	1,100,201	1,101,085		
2016 MWh	750,733	651,248	640,700	536,913	559,434	733,396	911,483	814,662	639,095	588,271	615,852	724,754		
FRC - 2016 - \$ per customer	57.21	49.56	48.73	40.85	42.59	65.65	81.59	72.83	57.11	44.67	46.73	54.92		
FEC - 2016 - \$ per kWh	0.083428	0.083419	0.083425	0.083450	0.083484	0.098106	0.098116	0.098120	0.098117	0.083516	0.083478	0.083445		



# Revenue Decoupling Model

## Residential with Space Heating RDM Rates Calculation - 2016 with Interim Rates

Res Space Htg TY 2016 MWh	Jan-16	Feb-16	Mar-16	Apr-16	May-16	Jun-16	Jul-16	Aug-16	Sep-16	Oct-16	Nov-16	Dec-16	Annual
RSH_A00	20	18	15	12	17	15	23	18	16	19	18	19	210
RSH_A01	34,588	30,077	23,097	14,840	14,593	11,585	14,386	13,171	11,594	14,829	21,599	30,374	234,734
RSH_A02	28	22	18	11	13	10	13	12	10	12	22	22	193
RSH_A02_Off	62	44	39	26	27	20	24	20	18	22	41	45	387
RSH_A03	17,172	15,146	11,657	7,805	8,165	7,176	8,817	8,120	7,209	8,563	11,490	15,307	126,627
RSH_A04	24	24	17	10	12	11	15	15	12	14	19	24	199
RSH_A04_Off	56	49	38	23	26	22	26	25	22	27	37	53	404
RSH_A05	4,357	3,909	2,912	1,797	1,470	897	1,121	1,006	891	1,111	2,452	3,896	25,817
RSH_A05 Optional	583	523	390	240	197	110	137	123	109	149	328	521	3,409
RSH_A06	0	0	0	0	0	0	0	0	0	0	0	0	1
RSH_A06_Off	13	15	11	6	4	1	0	1	1	1	6	13	72
<b>Res Space Htg TY 2015 MWh</b>	<b>56,903</b>	<b>49,826</b>	<b>38,194</b>	<b>24,770</b>	<b>24,525</b>	<b>19,848</b>	<b>24,563</b>	<b>22,511</b>	<b>19,882</b>	<b>24,747</b>	<b>36,012</b>	<b>50,273</b>	<b>392,054</b>

RSH TY 2016 Energy Chg - Pres Rates	Win	Sum (rates in \$ per kWh)
RSH_A00	0.080400	0.093950
RSH_A01, A03	0.058190	0.093950
RSH_A02, A04	0.109120	0.200770
RSH_A02_Off, A04_Off	0.030150	0.030150
RSH_A05	0.042830	0.042830
RSH_A05 Optional	0.042830	0.093950
RSH_A06	0.308000	0.308000
RSH_A06_Off	0.026420	0.026420

RSH TY 2016 Energy Chg Rev-Present	Jan-16	Feb-16	Mar-16	Apr-16	May-16	Jun-16	Jul-16	Aug-16	Sep-16	Oct-16	Nov-16	Dec-16	Annual
RSH_A00	2	1	1	1	1	1	2	2	1	2	1	1	18
RSH_A01	2,013	1,750	1,344	864	849	1,088	1,352	1,237	1,089	863	1,257	1,767	15,474
RSH_A02	3	2	2	1	1	2	3	2	2	1	2	2	25
RSH_A02_Off	2	1	1	1	1	1	1	1	1	1	1	1	12
RSH_A03	999	881	678	454	475	674	828	763	677	498	669	891	8,489
RSH_A04	3	3	2	1	1	2	3	3	2	2	2	3	27
RSH_A04_Off	2	1	1	1	1	1	1	1	1	1	1	2	12
RSH_A05	187	167	125	77	63	38	48	43	38	48	105	167	1,106
RSH_A05 Optional	25	22	17	10	8	10	13	12	10	6	14	22	170
RSH_A06	0	0	0	0	0	0	0	0	0	0	0	0	0
RSH_A06_Off	0	0	0	0	0	0	0	0	0	0	0	0	2
<b>RSH TY 2016 Energy Chg Rev (\$000)</b>	<b>3,235</b>	<b>2,831</b>	<b>2,171</b>	<b>1,410</b>	<b>1,402</b>	<b>1,818</b>	<b>2,250</b>	<b>2,063</b>	<b>1,822</b>	<b>1,421</b>	<b>2,053</b>	<b>2,857</b>	<b>25,334</b>

Interim Rate Adjustment-2016	7.75%												
	Jan-16	Feb-16	Mar-16	Apr-16	May-16	Jun-16	Jul-16	Aug-16	Sep-16	Oct-16	Nov-16	Dec-16	Annual
RSH Energy Chg Rev w/ interim	3,486	3,050	2,340	1,519	1,510	1,959	2,425	2,223	1,963	1,531	2,212	3,079	27,297
CCRC Rev @ 0.003089/kWh	176	154	118	77	76	61	76	70	61	76	111	155	1,211
<b>RSH Energy Chg Rev w/o CCRC(\$000)</b>	<b>3,310</b>	<b>2,897</b>	<b>2,222</b>	<b>1,443</b>	<b>1,434</b>	<b>1,898</b>	<b>2,349</b>	<b>2,154</b>	<b>1,902</b>	<b>1,455</b>	<b>2,101</b>	<b>2,923</b>	<b>26,086</b>
2016 Cust Count	33,581	33,624	33,659	33,687	33,696	33,738	33,780	33,823	33,878	33,933	33,989	34,030	
2016 MWh	56,903	49,826	38,194	24,770	24,525	19,848	24,563	22,511	19,882	24,747	36,012	50,273	
FRC - 2016 - \$ per customer	98.56	86.14	66.01	42.83	42.57	56.26	69.53	63.68	56.14	42.87	61.81	85.90	
FEC - 2016 - \$ per kWh	0.058164	0.058132	0.058170	0.058242	0.058489	0.095631	0.095620	0.095680	0.095660	0.058785	0.058337	0.058149	





Revenue Decoupling Model

Small Commercial non-demand RDM Rates Calculation - 2016 with Interim Rates

SCI non-demand TY 2016 MWh	Jan-16	Feb-16	Mar-16	Apr-16	May-16	Jun-16	Jul-16	Aug-16	Sep-16	Oct-16	Nov-16	Dec-16	Annual
SCI_A05	322	333	339	262	180	102	60	60	59	68	109	219	2,115
SCI_A05 Optional	21	22	22	17	12	0	0	0	0	5	7	14	122
SCI_A06	12	13	14	13	13	13	13	18	22	14	10	9	165
SCI_A06 1S	141	157	173	131	94	22	18	18	17	43	49	90	953
SCI_A06 3S	149	167	184	139	100	112	89	92	87	45	52	95	1,311
SCI_A06 P	0	0	0	0	0	0	0	0	0	0	0	0	0
SCI_A09	2	2	2	2	2	2	2	2	2	2	2	2	26
SCI_A10	77,588	71,491	76,373	67,322	66,914	66,458	70,801	73,788	65,426	61,314	61,275	68,634	827,385
SCI_A11	23	22	24	22	24	24	23	21	18	18	20	21	259
SCI_A12	1,538	1,416	1,542	1,321	1,285	1,230	1,172	1,167	1,038	1,023	1,178	1,354	15,262
SCI_A12_Off	3,285	2,955	3,074	2,734	2,731	2,619	2,490	2,391	2,139	2,133	2,370	2,737	31,658
SCI_A16	1,304	1,155	1,215	1,108	1,149	1,160	1,138	1,126	1,042	1,067	1,096	1,167	13,727
SCI_A18	2,651	2,330	2,386	2,131	2,234	2,498	2,560	2,352	2,125	2,127	2,174	2,322	27,890
SCI_A22	193	174	198	181	197	208	204	196	177	177	196	201	2,302
SCI non-demand TY 2016 MWh	87,228	80,237	85,546	75,384	74,937	74,449	78,571	81,234	72,152	68,036	68,538	76,864	923,175

SCI n-d TY16 Energy Chg - Pres Rates	win	sum (rates in \$ per kWh)		win	sum (rates in \$ per kWh)
SCI_A05	0.042830	0.042830	SCI_A09, A10, A11	0.074320	0.087870
SCI_A05 Optional	0.042830	0.087870	SCI_A12	0.122800	0.151230
SCI_A06	0.308000	0.308000	SCI_A12_Off	0.030150	0.030150
SCI_A06 1S, A06_3S	0.026420	0.026420	SCI_A16, A18, A22	0.062580	0.072530
SCI_A06 P	0.025490	0.025490			

SCI n-d TY16 Energy Chg Rev-Present	Jan-16	Feb-16	Mar-16	Apr-16	May-16	Jun-16	Jul-16	Aug-16	Sep-16	Oct-16	Nov-16	Dec-16	Annual
SCI_A05	14	14	15	11	8	4	3	3	3	3	5	9	91
SCI_A05 Optional	1	1	1	1	1	0	0	0	0	0	0	1	5
SCI_A06	4	4	4	4	4	4	4	6	7	4	3	3	51
SCI_A06 1S	4	4	5	3	2	1	0	0	0	1	1	2	25
SCI_A06 3S	4	4	5	4	3	3	2	2	2	1	1	3	35
SCI_A06 P	0	0	0	0	0	0	0	0	0	0	0	0	0
SCI_A09	0	0	0	0	0	0	0	0	0	0	0	0	2
SCI_A10	5,766	5,313	5,676	5,003	4,973	5,840	6,221	6,484	5,749	4,557	4,554	5,101	65,237
SCI_A11	2	2	2	2	2	2	2	2	2	1	1	2	20
SCI_A12	189	174	189	162	158	186	177	176	157	126	145	166	2,005
SCI_A12_Off	99	89	93	82	82	79	75	72	64	64	71	83	954
SCI_A16	82	72	76	69	72	84	83	82	76	67	69	73	903
SCI_A18	166	146	149	133	140	181	186	171	154	133	136	145	1,840
SCI_A22	12	11	12	11	12	15	15	14	13	11	12	13	152
SCI n-d TY16 Energy Chg Rev (\$000)	6,342	5,835	6,227	5,487	5,457	6,399	6,768	7,012	6,227	4,969	4,999	5,600	71,322

Interim Rate Adjustment-2016	7.75%												
RSH Energy Chg Rev w/interim	Jan-16	Feb-16	Mar-16	Apr-16	May-16	Jun-16	Jul-16	Aug-16	Sep-16	Oct-16	Nov-16	Dec-16	Annual
CCRC Rev @ 0.003089/kWh	6,833	6,287	6,710	5,912	5,879	6,895	7,293	7,556	6,709	5,354	5,387	6,034	76,849
RSH Energy Chg Rev w/o CCRC(\$000)	269	248	264	233	231	230	243	251	223	210	212	237	2,852
2016 Cust Count	85,714	85,805	85,837	85,817	85,797	85,750	85,766	85,874	85,912	86,062	86,084	86,153	
2016 MWh	87,228	80,237	85,546	75,384	74,937	74,449	78,571	81,234	72,152	68,036	68,538	76,864	
FRC - 2016	76.58	70.38	75.09	66.18	65.83	77.73	82.20	85.06	75.50	59.77	60.12	67.28	
FEC - 2016	0.075248	0.075264	0.075343	0.075338	0.075371	0.089528	0.089730	0.089921	0.089898	0.075608	0.075508	0.075411	

