


**BE1037**  
**TRUE WIRELESS EARBUDS**



Please read this manual carefully before using the product and keep it in a safe place.

**What's in the box?**



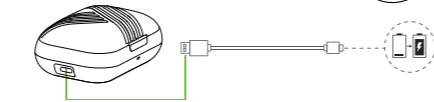
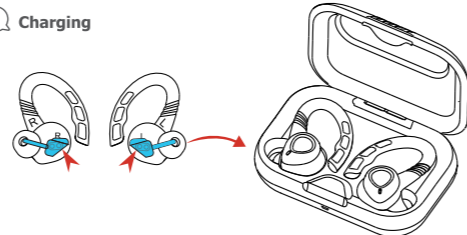
**Product Diagram**



- ① LED Indicator / Microphone
- ② MFB button
- ③ Charging Pin
- ④ Type-C charging port
- ⑤ LED Indicator

1

**① Charging**

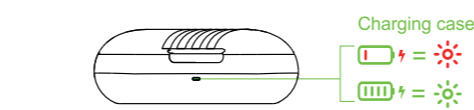


- Remove the protective film from the earbuds when using for the first time.
- Fully charge both earbuds and the charging case before the first-time using.
- To prevent damage, use the provided USB-C cable.
- Fully dry off the earbuds and the USB port before charging.

**!** If the charging case has run out of battery, Charging case will enter deep-sleep state, it will not light up while charging. Keep charging for 20 mins till the case light up to activate the charging case.

2

**② LED Behavior**



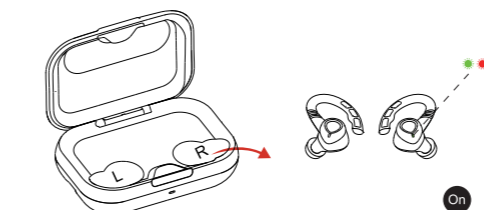
Check the Battery power of charging case when charging for the earbuds

- X1 1%~25%(Power)
- X2 25%~50%(Power)
- X3 50%~75%(Power)
- X4 75%~100%(Power)

Flashing green

3

**④ Pairing your earbuds**



- Both of the earbuds will turn on automatically and start pairing when taking out the earbuds from the charging case.

- Select "BE1037" from the list of devices shown

Each earbud could be used independently

**Note:**  
When the earbuds are powered on, the earbuds will connect with the device they paired on last time automatically.

4

**⑤ Function**

Power On		Click and hold R and L for 3 seconds
Power Off		Pause the music first, Click and hold R and L for 5 seconds

Play / Pause		Click (R/L)
Next Track		Double-Click (R)
Previous Track		Double-Click (L)
Volume UP/Down	Click and hold the MFB button of Left earbuds to turn up the volume. Click and hold the MFB button of Right earbuds to turn down the volume.	

Answer / hang up		Click (R/L)
Reject		Double Click (R / L)

Voice-Assistant		Triple Click (R / L)
-----------------	--	----------------------

5

**⑥ Reset and Reconnecting**

If the 2 earbuds can't paired successfully or you can't connect the earbuds with your phone, please try to repairing it as the steps as below:  
 Step1: Delete the bluetooth connection record on your phone.  
 Step2: Turn on the 2 earbuds at the same time, and click the MFB of the earbuds 5 times quickly till they enter pairing mode.



**⑦ Specification**

Input	DC 5V/1A
Version	V5.1
Profile	A2DP,AVRCP, HFP, HSP
Maximum Working Range	10m(without obstacle)
Earbuds battery life	Up to 6 hours(various by volume and audio content)
Earbud Charging Time	About 1.5 hours
Earbud Battery Capacity	50mAh
Charging Case Battery Capacity	500mah
Product Weight	About 80 g

6

EN EN

EN EN

EN