

audio accessories
audio-line

Audio-Line...the Quality Line

from:
AUDIO ACCESSORIES, INC.
4 Mill Street / Marlow, N.H. 03456
Telephone: 603 446-3335

Manufacturers of
Audio-Line Jack Panels,
Patch Cords, Telephone Jacks, and
Pre-wired Jack Panels

Price List D

AUDIO-LINE 19" JACK PANELS

With Designation Strips Above Every Row

JACK PANEL SERIES NUMBERS

Series Number	Jacks Per Row	Spacing of Holes in Row	Series Number	Jacks Per Row	Spacing of Holes in Row
1	20	$\frac{3}{4}"$	6	26	$\frac{5}{8}"$
2	24	$\frac{5}{8}" \frac{3}{4}"$	7	18	$\frac{5}{8}" \frac{3}{4}" 1 \frac{3}{8}"$
3	24	$1 \frac{1}{16}"$	8	16	1"
4	24	$\frac{5}{8}"$	9	22	$\frac{3}{4}"$
5	25	$\frac{5}{8}"$			

COMBINE SERIES NUMBER ABOVE WITH PANEL NUMBER BELOW FOR COMPLETE THREE-DIGIT PANEL NUMBER

REGULAR JACK PANELS

Regular jack panels are designed to present a uniform row-spacing appearance when two or more identical jack panels are used together. Some departure from uniformity occurs when the number of rows on a specific jack panel nears the maximum for that panel size.

Panel Size	No. Rows	Panel No.	Net Price	Panel Size	No. Rows	Panel No.	Net Price	Panel Size	No. Rows	Panel No.	Net Price
1.156"	1	01B	19.50	7"	5	75B	64.00	12 $\frac{1}{4}"$	8	68B	101.00
1 $\frac{1}{4}"$	1	10B	19.50	6"	6	76B	71.00		9	69B	108.00
1 $\frac{3}{4}"$	1	11B	20.00	8 $\frac{3}{4}"$	6	96B	77.00		10	60B	115.00
2 $\frac{1}{8}"$	1	21B	22.00		7	97B	84.00		11	61B	122.00
	2	22B	29.00		8	98B	91.00		12	62B	129.00
3 $\frac{1}{2}"$	3	33B	39.00	10 $\frac{1}{2}"$	7	47B	88.00	14"	9	89B	113.00
5 $\frac{1}{4}"$	4	54B	52.00		8	48B	95.00		10	80B	120.00
	5	55B	59.00		9	49B	102.00		11	81B	127.00
					10	40B	109.00		12	82B	134.00
									13	83B	141.00

SPACE-SAVING JACK PANELS

Jack panels providing the closest possible vertical spacing between rows.

Panel Size	No. Rows	Panel No.	Net Price
1 $\frac{3}{4}"$	2	12A	27.00
3 $\frac{1}{2}"$	4	34A	46.00
5 $\frac{1}{4}"$	6	56A	66.00
7"	8	78A	86.00
8 $\frac{3}{4}"$	10	90A	105.00
10 $\frac{1}{2}"$	12	42A	123.00
12 $\frac{1}{4}"$	14	64A	143.00
14"	16	86A	162.00

MEDIUM-SPACED JACK PANELS

Regular jack panels with vertical row spacing of less than 1" on centers.

Panel Size	No. Rows	Panel No.	Net Price
7"	7	77F	79.00
8 $\frac{3}{4}"$	9	99F	98.00
10 $\frac{1}{2}"$	11	41F	116.00
12 $\frac{1}{4}"$	13	63F	136.00
14"	14	84F	148.00
	15	85F	155.00

RACK-MULTIPLE JACK PANELS

Jack panels with all rows on 1 $\frac{3}{4}"$ rack-multiple centers for uniformity.

Panel Size	No. Rows	Panel No.	Net Price
1 $\frac{3}{4}"$	1	11E	20.00
3 $\frac{1}{2}"$	2	32E	32.00
5 $\frac{1}{4}"$	3	53E	45.00
7"	4	74E	57.00
8 $\frac{3}{4}"$	5	95E	70.00
10 $\frac{1}{2}"$	6	46E	81.00
12 $\frac{1}{4}"$	7	67E	94.00
14"	8	88E	106.00

Panels are fitted with screw-mounted $\frac{3}{8}"$ wide flat plastic designation strips for two lines of typing.

Metal designation strips are available on "B" and "E" panels of the 2, 3, 4, and 6 series for \$1.75 extra per strip. Add "B" to panel number.

AUDIO-LINE 19" JACK PANELS

With Wide Designation Strips Above Every Row

JACK PANELS WITH 17/32" WIDE FLAT PLASTIC DESIGNATION STRIPS FOR THREE LINES OF TYPING

Panel Size	No. Rows	Panel No.	Net Price	Panel Size	No. Rows	Panel No.	Net Price	Panel Size	No. Rows	Panel No.	Net Price
1 3/4"	1	11H	20.00	8 3/4"	5	95H	72.50	12 1/4"	9	69H	112.50
2 1/8"	1	21H	22.00		6	96H	80.00		10	60H	120.00
3 1/2"	2	32H	33.00		7	97H	87.50		11	61H	127.50
	3	33H	40.50	10 1/2"	6	46H	84.00	14"	8	88H	110.00
5 1/4"	3	53H	46.50		7	47H	91.50		9	89H	117.50
	4	54H	54.00		8	48H	99.00		10	80H	125.00
7"	4	74H	59.00		9	49H	106.50		11	81H	132.50
	5	75H	66.50	12 1/4"	7	67H	97.50		12	82H	140.00
	6	76H	74.00		8	68H	105.00				

JACK PANELS WITH 11/16" WIDE FLAT PLASTIC DESIGNATION STRIPS FOR FOUR LINES OF TYPING

Panel Size	No. Rows	Panel No.	Net Price	Panel Size	No. Rows	Panel No.	Net Price	Panel Size	No. Rows	Panel No.	Net Price
1 3/4"	1	11J	20.00	7"	4	74J	59.00	12 1/4"	7	67J	97.50
2 1/8"	1	21J	22.00		5	75J	66.50		8	68J	105.00
3 1/2"	2	32J	33.00	8 3/4"	5	95J	72.50		9	69J	112.50
5 1/4"	3	53J	46.50		6	96J	80.00	14"	8	88J	110.00
	4	54J	54.00	10 1/2"	6	46J	84.00		9	89J	117.50
					7	47J	91.50		10	80J	125.00
					8	48J	99.00		11	81J	132.50

Jack Panels With Row Arranged In Vertical Pairs On 5/8" Centers

TWIN-ROW JACK PANELS WITH DESIGNATION STRIPS ABOVE EVERY PAIR OF ROWS

Panel Size	No. Rows	Panel No.	Net Price	Panel Size	No. Rows	Panel No.	Net Price	Panel Size	No. Rows	Panel No.	Net Price
2 1/8"	2	22C	28.00	8 3/4"	10	90C*	101.00	12 1/4"	12	62C	123.00
3 1/2"	2	32C	31.00	10 1/2"	6	46C	78.00		14	64C	136.00
5 1/4"	4	54C	50.00		8	48C	91.00	14"	8	88C	102.00
7"	4	74C	55.00		10	40C	104.00		10	80C	115.00
	6	76C	68.00		12	42C	117.00		12	82C	128.00
8 3/4"	6	96C	74.00	12 1/4"	8	68C	97.00		14	84C	141.00
	8	98C	87.00		10	60C	110.00		16	86C	154.00

TWIN-ROW JACK PANELS WITH DESIGNATION STRIPS ABOVE AND BELOW EVERY PAIR OF ROWS

Panel Size	No. Rows	Panel No.	Net Price	Panel Size	No. Rows	Panel No.	Net Price	Panel Size	No. Rows	Panel No.	Net Price
2 1/8"	2	22D	29.00	8 3/4"	6	96D	77.00	12 1/4"	10	60D	115.00
3 1/2"	2	32D	32.00		8	98D	91.00		12	62D*	129.00
5 1/4"	4	54D	52.00	10 1/2"	6	46D	81.00	14"	8	88D	106.00
7"	4	74D	57.00		8	48D	95.00		10	80D	120.00
	6	76D	71.00		10	40D	109.00		12	82D	134.00
				12 1/4"	8	68D	101.00		14	84D*	148.00

Twin-row panels are fitted with screw mounted 3/8" wide flat plastic designation strips for two lines of typing.

Metal designation strips are available on twin-row panels of the 2, 3, 4, and 6 series for \$1.75 extra per strip. Add "B" to panel number.

TWIN-ROW 62D, 84D, AND 90C JACK PANELS CANNOT BE FITTED WITH METAL DESIGNATION STRIPS.

DESIGNATION CARDS FOR 17/32" AND 11/16" DESIGNATION STRIPS ARE NOT AVAILABLE.

AUDIO-LINE DESIGNATION STRIPS AND CARDS

3/8" Wide Two-Line Flat Plastic Designation Strips For Screw Mounting

Jack Panel Series No.	Strip Length	Strip No.	Card No.
1	15"	1G	DC-1
2	16 1/2"	2G	DC-2
3	16 1/2"	2G	DC-2
4	15"	4G	DC-4
5	15 5/8"	5G	DC-4
6	16 1/4"	6G	DC-4
7	16 3/4"	7G	DC-7
8	16"	8G	DC-8
9	16 1/2"	9G	DC-1

Designation Strips \$1.75 Designation Cards .25 \$20./100

3/8" Wide Two-Line Black Finish Metal Designation Strips

Metal designation strips have separated segments for card and acetate-window insertion.

Jack Panel Series No.	Strip No.	Card No.	Window No.
2	2B	DC-3	DC-13
4	4B	DC-5	DC-15
6	6B	DC-5	DC-15

Designation Strips \$2.75 Designation Windows .40/pkg.

Wide Flat Plastic Designation Strips

17/32" WIDE THREE-LINE STRIPS

Jack Panel Series No.	Strip No.
1	1H
2	2H
3	2H
4	4H
5	5H
6	6H
7	7H
8	8H
9	9H

11/16" WIDE FOUR-LINE STRIPS

Jack Panel Series No.	Strip No.
1	1J
2	2J
3	2J
4	4J
5	5J
6	6J
7	7J
8	8J
9	9J

Designation Strips \$2.10

Plastic designation strips come with all Audio-Line jack panels. All panels have drilled and tapped holes for mounting these strips.

Panels of the 2, 3, 4, and 6 series can be furnished with metal strips only at time of order.

AUDIO-LINE TELEPHONE JACKS

Tip-Sleeve Telephone Jacks

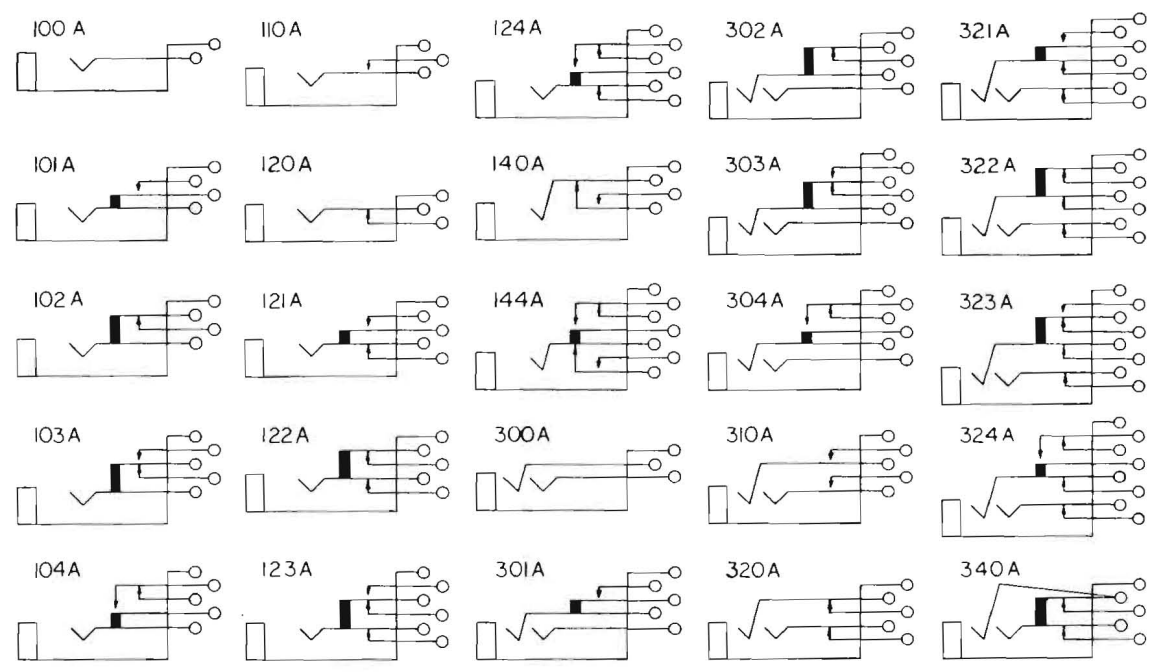
Jack No.	W.E. No.	Net Price	Jack No.	W.E. No.	Net Price
100A	223A	1.45	120A	218A	1.85
101A	215A	2.15	121A	225A	2.65
102A	237A	2.15	122A	216A	2.65
103A	226A	2.65	123A	236A	3.10
104A	—	2.65	124A	—	3.10
110A	—	1.85	140A	303A	3.10
			144A	438A	3.60

Tip-Ring-Sleeve Telephone Jacks

Jack No.	W.E. No.	Net Price	Jack No.	W.E. No.	Net Price
300A	238A	1.80	320A	239A	2.75
301A	241A	2.50	321A	240A	3.45
302A	—	2.50	322A	242A	3.45
303A	326A	3.00	323A	280A	3.95
304A	387A	3.00	324A	—	3.95
310A	—	2.75	340A	—	3.00

Letter "A" in part number above indicates that an "A" style jack frame is supplied. When height of stack is such that it will cause physical interference with the next jack in the row, a "C" frame is supplied. This turns the stack 90° and allows jacks to fit.

SCHEMATIC CIRCUITS



SPRINGS: Tapered spring of fine grain nickel silver with grain orientation parallel to spring length.

CONTACTS: Western Electric No. 1 alloy of 69% gold, 25% silver, and 6% platinum in crossbar form. Typical insertion resistance below 50 milliohms.

TERMINALS: Hot-solder dipped after stack assembly. Terminals fanned and furnished with tubular insulators for insulation of terminal and connection.

FRAME: Formed from C1010 cold-rolled steel, sleeve staked, plated with copper, nickel, and bright chrome.


SPACERS: Selected grade XXXP low-plastic deformation laminated phenolic.

TUBING: Rigid PVC tubing for insulation of stack screws, force-fitted into stack.

ASSEMBLY: The stack assembly screws are drawn up to 10 inch-pounds minimum.

AUDIO-LINE PLUGS AND SHIELDED PATCH CORDS

Audio-Line Telephone Plugs




Common tip-sleeve type plug with pear-shaped tip. Has the same shell size as used with tip-ring-sleeve plugs.

Plug No.	W.E. Equiv.	Net Price
110B	347B	3.90



Twin tip-sleeve plug with flexible brass strap that joins the sleeves.

Plug No.	W.E. Equiv.	Net Price
120C	241B	8.90



Tip-ring-sleeve plug with solid plastic dead ring in 2 qualities.

- 1) 310B: Highest quality imported plug with steel reinforced ball tip.
- 2) 610B: Standard quality domestic plug with solid brass ball tip.

Plug No.	W.E. Equiv.	Net Price
310B	310B	6.15
610B	310B	4.10

Audio-Line Shielded Patch Cords

PATCH CORD WITH THE SAME PLUG ON EACH END

110B-PLUG PATCH CORDS

Cord Size	Cord No.	Net Price
7"	117B	15.90
1'	111B	16.10
18"	118B	16.20
2'	112B	16.40
3'	113B	16.60
4'	114B	16.75
6'	116B	17.75
10'	119B	19.80

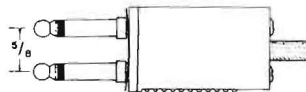
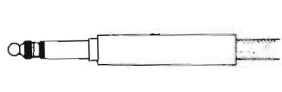
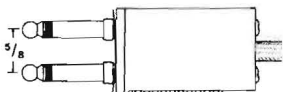
120C-PLUG PATCH CORDS

Cord Size	Cord No.	Net Price
7"	127B	25.90
1'	121B	26.10
18"	128B	26.20
2'	122B	26.45
3'	123B	26.60
4'	124B	26.80
6'	126B	27.80
10'	129B	29.90

310B (or 610B)-PLUG PATCH CORDS

Cord Size	Cord No.	Price w/310B	Cord No.	Price w/610B
7"	317B	20.40	617B	16.30
1'	311B	20.60	611B	16.50
18"	318B	20.70	618B	16.60
2'	312B	20.90	612B	16.80
3'	313B	21.00	613B	16.90
4'	314B	21.30	614B	17.20
6'	316B	22.30	616B	18.30
10'	319B	24.40	619B	20.30

PATCH CORDS WITH DIFFERENT PLUGS ON EACH END



110-120C PATCH CORDS

Cord Size	Cord No.	Net Price
7"	237B	20.90
1'	231B	21.10
18"	238B	21.20
2'	232B	21.40
3'	233B	21.60
4'	234B	21.75
6'	236B	22.75
10'	239B	24.80

110B-310B (or 610B) PATCH CORDS

Cord Size	Cord No.	Price w/310B	Cord No.	Price w/610B
7"	247B	18.10	267B	16.05
1'	241B	18.30	261B	16.25
18"	248B	18.40	268B	16.35
2'	242B	18.60	262B	16.55
3'	243B	18.80	263B	16.75
4'	244B	19.00	264B	16.95
6'	246B	20.00	266B	17.95
10'	249B	22.10	269B	20.00

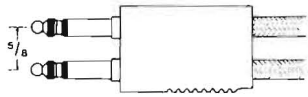
310B (or 610B)-120C PATCH CORDS

Cord Size	Cord No.	Price w/310B	Cord No.	Price w/610B
7"	257B	23.10	277B	21.00
1'	251B	23.30	271B	21.25
18"	258B	23.40	278B	21.35
2'	252B	23.60	272B	21.55
3'	253B	23.80	273B	21.75
4'	254B	24.00	274B	21.95
6'	256B	25.00	276B	22.95
10'	259B	27.10	279B	25.05

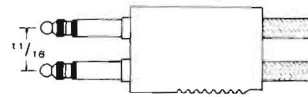
AUDIO-LINE PLUGS AND SHIELDED PATCH CORDS

Patch Cords With Drilled-Body Stereo Plugs and Two Shielded Cords

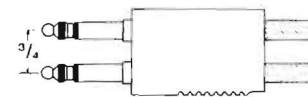
These plugs are solid plastic blocks drilled to accommodate two single plugs, each with its own shielded patch cord. The plugs are available with spacing between the plug fingers as shown, mating with the 1, 2, 3, 4, 5, 6, and 9 series jack panels.



Plug No.	Net Price
350B	15.80
650B	11.70



Plug No.	Net Price
360B	15.80
660B	11.70



Plug No.	Net Price
370B	15.80
670B	11.70

Cord Size	Cord No.	Cord No.	Cord No.	Net Price
7"	357B	367B	377B	44.30
1'	351B	361B	371B	44.70
18"	358B	368B	378B	44.90
2'	352B	362B	372B	45.30
3'	353B	363B	373B	45.50
4'	354B	364B	374B	46.10
6'	356B	366B	376B	48.10
10'	359B	369B	379B	52.30

Cord Size	Cord No.	Cord No.	Cord No.	Net Price
7"	657B	667B	677B	36.10
1'	651B	661B	671B	36.50
18"	658B	668B	678B	36.70
2'	652B	662B	672B	37.10
3'	653B	663B	673B	37.30
4'	654B	664B	674B	37.90
6'	656B	666B	676B	39.90
10'	659B	669B	679B	44.10

Patch cords are woven to length with duPont Nylon outer braid over a closely woven copper shield, with each end of the cord reinforced for six inches from the plug. Conductors are #20 stranded copper wire with 105 strands of #40 wire in a rope lay. Terminals are solidly staked to stripped conductor ends.

"B" suffix letter used above indicates black cords. Use "A" for red cords, "C" for gray cords, and "D" for green cords.

Ten other colors are available with a minimum order requirement of 12 cords of a color and length, a delivery requirement of 4 weeks, and an extra charge of 50¢ each. Use "S" and specify special color: Orange, yellow, light blue, dark blue, violet, pink, light brown, dark brown, gold, and white.

Order stereo patch cords with both cords the same color by using one suffix letter. For different colors use first letter for left-channel color and second letter for right.

For special patch cord construction add the following letters to the patch cord number: "N" for shield connected to one plug only, "X" for phase-reversing cords, and "W" for replacement cords with terminals but without plugs — deduct the net price of two plugs.

STANDARD PREWIRED JACK PANELS

THREE STYLES OF STANDARD WIRED PANELS ARE AVAILABLE. IN SMALL QUANTITIES, DELIVERY CAN USUALLY BE MADE WITHIN TWO WEEKS.

399W

311B/320A (24 jacks) wired to one xmas tree terminal block with two feet of Belden 8723 shielded cable between panel and block. All jack terminals are brought out to the block.

1-9 units 210.00 each 10 units and up 196.00 each

400W

332E/320A (48 jacks) wired to two xmas tree terminal blocks with two feet of Belden 8723 shielded cable between panel and blocks. All jack terminals are brought out to the block. Row 1 to one block, Row 2 to the other block.

1-9 units 384.00 each 10 units and up 359.00 each

401W

332E/320A (48 jacks) wired to two xmas tree terminal blocks with two feet of Belden 8723 shielded cable between panel and blocks. All jack terminals are brought out to the block. The first half of Row 1 and the first half of Row 2 to one block. The second half of Row 1 and the second half of Row 2 to the other block. To be more specific:

Block #1


1st row of pins is Jack 1 Row 1
 2nd row of pins is Jack 1 Row 2
 3rd row of pins is Jack 2 Row 1
 4th row of pins is Jack 2 Row 2

1-9 units 384.00 each 10 units and up 359.00 each


This allows easy interconnection of the normals right at the terminal block with short jumpers.

Jack Panels can be prewired to any commonly used connector such as Amphenol Blue Ribbon and Micro Ribbon, Winchester, AMP 'M', Amplimate and Taper Pin, xmas tree terminal blocks, screw terminal barrier strips, and 'XL' type connectors. Jacks can also be wired to a pigtail with wire ends numbered and ready for wiring to the customer's equipment.

Connectors can be mounted on any of the 3 types of connector support systems described below.



Three types of connector support systems.



Connector support systems mounted on rack.

Type 1: There are two variations of this type of connector support system. Both mount to uprights at the rear of the rack. Any length of cable can be supplied between the jack panel and this type of connector support system.

Type 1(A): Aluminum Frame to hold terminal blocks (as pictured above) with aluminum angle bars at the top and bottom for strength.


Type 1(B): Aluminum Panel with cut-outs to fit customer's choice of connectors (as pictured below left with 177W Wired Jack Panel).

Type 2: Backplate Pillar Arrangement: a steel or aluminum backplate is fabricated to hold customer's choice of connectors. Backplate is attached to jack panel with 1/4" diameter stainless steel standoffs which are 6 1/2" long.

Type 3: Aluminum Chassis: An aluminum backplate holds customer's choice of connectors. Entire jack field and all wiring is enclosed in an aluminum chassis.



177W Wired Jack Panel (822B/320A Jack Panel with jacks) showing connector support system Type 1(B) Aluminum Panel and Type 3 Aluminum Chassis. This combination incorporates both an enclosed chassis and a separate aluminum panel with jacks prewired to screw terminal barrier strips.



483W Wired Jack Panel (174J/320A Jack Panel with jacks) prewired to xmas tree terminal blocks. This illustrates connector support system Type 3 with jacks.

(right) Jack Panels can be constructed with an attachable plexiglass front piece with reverse engraving and edge lighting panel lights.



Belden 22 gauge (9451 or 8723) shielded wire is used on all wired jack panels unless otherwise specified.

AUDIO-LINE MINI-SERIES

MINI-JACK PANELS, MINI-JACKS, MINI-PATCH CORDS

Mini-Jack Panels

MINI-JACK PANEL SERIES NUMBERS

Series Number	Jacks Per Row	Spacing of Holes in Row	Description
32	32	.500"	32 jacks evenly spaced
48	48	.312	2 groups of 24 with $\frac{3}{4}$ " between jack 24 & 25
48P	48	.312/.375	24 pairs evenly spaced
52	52	.312	52 jacks evenly spaced

COMBINE SERIES NUMBER ABOVE WITH PANEL NUMBER ON PAGE 2 OR 3 FOR COMPLETE JACK PANEL NUMBER.

Example: 3 rows of 52 holes per row on a $5\frac{1}{4}$ " jack panel

Part number 52-53E

└─ Panel number from page 2
└─ Holes per row

TO FIGURE PRICE, ADD \$2.00 PER ROW TO REGULAR PANEL PRICE LISTED ON PAGES 2 AND 3.

Example: 52-53E \$45.00
 + 3 rows x \$2.00
 \$51.00 net price

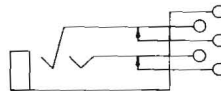
Audio-Line Mini-Jacks

Audio-Line Mini-Jacks were designed for total reliability.

Mini-Jacks are available in only 2 styles.



800A
Price \$1.80



820A
Price \$2.85

Mini-Jacks are for use with .172" diameter plug.

Features:

FRAME WITH TWO SUPPORTING ARMS: Extra supporting arm on frame virtually eliminates frame flexing caused by stress from attached wire bundles and heavy-handed wiring. This stress can cause improper jack operation because it changes the position of the springs in relation to the bushing of the jack.

FANNED SLOTTED TERMINALS: These eliminate the congestion of terminals normally encountered in wiring small jacks. This fanning of terminals allows much faster and surer lead connection with a reduced risk of solder bridges.

NYLON SPRING SUPPORT BUMPER: Audio-Line mini-jacks have a nylon spring support bumper just as our full-size jacks do. Other manufacturers of mini-size jacks have eliminated this bumper in order to keep the cost down. The market being served didn't need the bumper, so it was left out. Now, the professional user, needing more space, has turned to mini-size jacks and has found their performance disappointing. Without a

AUDIO-LINE MINI-SERIES MINI-JACK PANELS, MINI-JACKS, MINI-PATCH CORDS

bumper to support the springs, the maximum amount of downward pressure that the jack's mainsprings can have is limited. If the pressure is increased, the springs drop below the bushing, thus preventing insertion of the plug. When this down pressure is reduced to allow the springs to return to a position permitting the plug to be inserted, there is not sufficient pressure to make good electrical contact when a slightly tarnished plug is used. There is also not sufficient pressure to penetrate any film build-up on the contacts.

By installing a bumper on our jack, we eliminate many of the problems previously encountered in a mini-size jack. This bumper ensures a good mechanical contact, and therefore, a good electrical contact at all times.

Quality Assurance:

Test 1 SPRING ADJUSTMENT: A half-plug is inserted into the bushing, and the mainsprings are adjusted to be in the same plane with each other and on the bushing centerline. This produces a uniform contact gap, and eliminates the possibility of butting.

Test 2 WIPING ACTION: A full plug is inserted, and the contacts checked for proper gap and wiping action.

Tests ELECTRICAL TESTS: Sensitive metered testing equipment is used to check for shorts between all 3 & 4 springs, and for proper make-and-break of all contacts. Both full-size and under-size plugs are used to be sure jack will work perfectly with both new and badly worn plugs.

Specifications:

- Frame: C-1010 cold-rolled steel, copper/nickel/chrome-plated.
- Bushing: Free-cutting yellow brass, copper/nickel/chrome-plated.
- Springs: 12% nickel silver; terminals hot-solder dipped.
- Contacts: W.E. gold alloy #1 - 69% gold, 25% silver, 6% platinum; crossbar construction.

Audio-Line Mini-Patch Cords

Construction of Audio-Line miniature patch cords is identical to that of our standard patch cords which are used with long frame jacks.

Cords are equipped with tip-ring-sleeve .172" diameter plug of all brass construction with brass deadring.

Cords are woven to length with duPont Nylon outer braid over a closely woven copper shield, with each end of the cord reinforced for six inches from the plug. Conductors are #23 stranded copper wire. Terminals are solidly staked to stripped conductor ends.

Cord Size	Cord No.	Net Price	Cord Size	Cord No.	Net Price
7"	817	16.10	3'	813	18.20
1'	811	16.80	4'	814	18.50
18"	818	17.40	6'	816	19.80
2'	812	18.00	10'	819	21.50

Colors: Specify letter code, after cord number, for complete ordering number.
"A" - Red, "B" - Black, "C" - Gray, "D" - Green

For information concerning special colors and special construction refer to page 7.

TRY POLYSAND...

for cleaning your tarnished telephone plugs.

Polishing cloth that cleans with a controlled "bite" that whisks only the tarnish away. Can be used many times over as it is easily cleaned by washing in cool water, slapping, or brushing.

Grade 6,000; Silicon Carbide

Single sheets, 6" x 12"	5.45
Pkg. of 10 sheets, 6" x 12"	46.00
Roll, 6" x 50'	203.00

Polysand must be stored in a cool, dark place.



QUANTITY DISCOUNTS

The following discounts apply to all items ordered within the same category.

Jack Panels		Patch Cords		Telephone Jacks	
	Net		Net		Net
1-24		1- 49		1- 999	
25-49	5%	50- 99	3%	1000-2499	5%
50-99	10%	100-249	6%	2500 and up	10%
100 and up	15%	250-499	9%		
		500 and up	12%		

These discounts do not apply to custom or special items or to wired panels.

TERMS AND SHIPPING

Unless you specify otherwise, most shipments are made via UPS surface. Shipping charges are paid by Audio Accessories, Inc. and then added to your invoice. Our terms are C.O.D. for your first order. After credit approval, we allow a 2% discount for payment within 10 days of the invoice date. Otherwise, the net amount is due within 30 days. If payment is sent with your order, a 2% cash discount is allowed, and Audio Accessories, Inc. will pay the shipping charges via UPS surface.

Audio-Line...the Quality Line

from:
AUDIO ACCESSORIES, INC.
4 Mill Street / Marlow, N.H. 03456
Telephone: 603 446-3335

Manufacturers of
Audio-Line Jack Panels,
Patch Cords, Telephone Jacks, and
Pre-wired Jack Panels