



9 EER final order deadline: June 28, 2019
All V-Series models below 11 EER will be out
of production by September 20, 2019

V-SERIES™ HWC

FORM NO. HWC-100 (06/2017)

FEATURES

- Standard and High Efficiency heating and cooling
- Completely self-contained heating and cooling package
 - Microban® anti-microbial evaporator drain pan
 - No outside condensing unit
 - No external refrigerant lines
 - No separate indoor cooling coil
 - No separate venting system
- Pre-wired and pre-charged
- Individually metered and controlled
- Self-contained, replaceable, slide-out cooling chassis
- Internal vent system
- Direct vent/sealed combustion
- Freeze Shield™ condensate trap* with side or front condensate connection*
- Compatible with any 24 volt zoning system

REFRIGERANT SYSTEM

- High efficiency compressor
- Copper tubing with enhanced fin coils

HEAT EXCHANGER

- Aluminized or optional stainless steel on 80% models primary heat exchanger
- Stainless steel primary & secondary heat exchanger and transition box standard on high efficiency models

BLOWER

- Multispeed motor for wide airflow range
- ECM blower motor in high efficiency units
- Dynamically balanced blower with resilient motor mounts for smooth and quiet operation
- Internal filter is standard (optional MERV8)

CONTROLS

- Color coded wiring for easy service
- Diagnostic LED
- Forward facing and easily accessible controls

INSTALLATION

- Plug & Play like features

WARRANTY

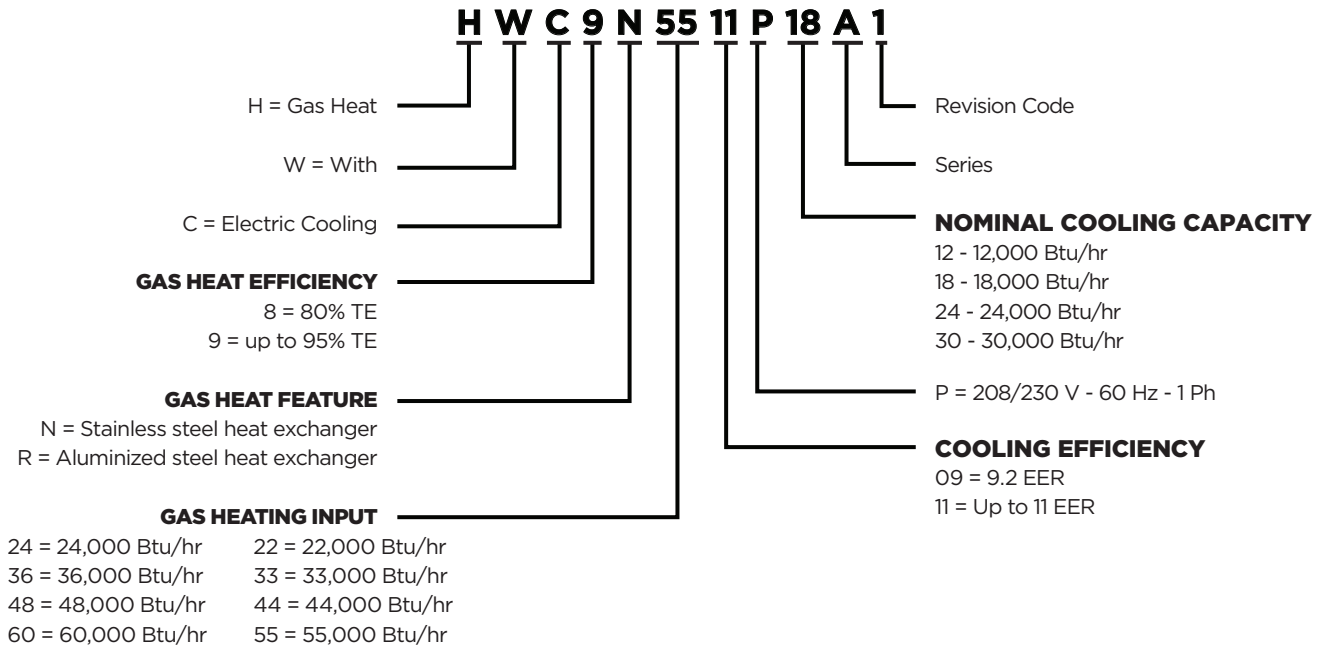
- 5 year limited warranty on all parts
- 10 year limited warranty on aluminized heat exchanger
- 20 year limited warranty on stainless steel heat exchanger

*Patent Pending

HWC MODEL UNITS GAS HEATING / ELECTRIC COOLING PACKAGED UNITS



MODEL NUMBER GUIDE



ELECTRICAL AND PHYSICAL DATA

Model	Voltage/ Hz/ Phase	Voltage Range	Min. Circuit Amps	Max. Fuse/ HACR Brkr.	Compressor		Outside Fan				Indoor Blower			Refrig. Charge (oz.)	Weight (lbs.)	
					Rated Load Amps	Locked Rotor Amps	Dia. (in.)	Nom. RPM	Rated Load Amps	Rated HP	Wheel Dia. x Width	Rated Load Amps	Rated HP			
HWC8(R,N)2409P12	208-230/60/1	197-253	8.3	15	4.9	27.0	18	1075	0.9	1/8	10 x 4.5	1.3	1/6	43	290	
HWC8(R,N)3609P12																
HWC8(R,N)3609P18			11.3	15	6.7	37.5				0.9		1/8	2.0			1/3
HWC8(R,N)4809P18																
HWC8(R,N)6009P18			14.2	20	8.5	38.0				1.6		1/4	2.0			1/3
HWC8(R,N)3609P24																
HWC8(R,N)4809P24			19.4	30	13.1	74.0				1.6		1/4	1.4			1/2
HWC8(R,N)6009P24																
HWC8(R,N)4809P30			19.4	30	13.1	74.0				1.6		1/4	1.4			1/2
HWC8(R,N)6009P30																
HWC9N2211P12	208-230/60/1	197-253	7.4	15	4.9	27.0	18	1075	0.9	1/8	10 x 4.5	0.4	1/2	49	290	
HWC9N3311P12																
HWC9N3311P18			10.7	15	6.7	37.5				1.6		1/4	0.7			54
HWC9N4411P18																
HWC9N5511P18			13.6	20	8.5	38.0				1.6		1/4	1.4			66
HWC9N3311P24																
HWC9N4411P24			19.4	30	13.1	74.0				1.6		1/4	1.4			63
HWC9N5511P24																
HWC9N4411P30			19.4	30	13.1	74.0				1.6		1/4	1.4			63
HWC9N5511P30																

PERFORMANCE

Model	Cooling				Heating			
	Btuh	EER	S/T	CFM	Input Btuh	Output Btuh	Thermal Efficiency	Temp. Rise Range °F
HWC8(R,N)2409P12	11,800	9.2	0.72	425	24,000	19,000	80	25-55
HWC8(R,N)3609P12					36,000	28,500		35-65
HWC8(R,N)3609P18	17,000	9.2	0.75	625	36,000	28,500		25-55
HWC8(R,N)4809P18					48,000	38,000		35-65
HWC8(R,N)6009P18					60,000	47,500		45-75
HWC8(R,N)3609P24	22,000	9.2	0.74	800	36,000	28,500		25-55
HWC8(R,N)4809P24					48,000	38,000		35-65
HWC8(R,N)6009P24					60,000	47,500		45-75
HWC8(R,N)4809P30	27,600	9.2	0.68	800	48,000	38,000		30-60
HWC8(R,N)6009P30					60,000	47,500		45-75
HWC9N2211P12	11,800	11.0	0.70	400	22,000	20,500	95	25-55
HWC9N3311P12					33,000	31,000	94	35-65
HWC9N3311P18	17,000	11.0	0.74	600	33,000	31,000	94	30-60
HWC9N4411P18					44,000	41,000	94	35-65
HWC9N5511P18					55,000	51,500	93	45-75
HWC9N3311P24	22,000	10.0	0.73	800	33,000	31,000	94	30-60
HWC9N4411P24					44,000	41,000	94	35-65
HWC9N5511P24					55,000	51,500	93	45-75
HWC9N4411P30	27,600	9.2	0.68	800	44,000	41,000	94	35-65
HWC9N5511P30					55,000	51,500	93	45-75

OUTDOOR SOUND RATINGS

Model	Sound Rating (dBA)
HWC8*2409P12	76
HWC8*3609P12, 18	
HWC8*4809P18	
HWC8*6009P18	
HWC8*3609P24	80
HWC8*4809P24, 30	
HWC8*6009P24, 30	
HWC9N2211P12	76
HWC9N3311P12	
HWC9N3311P18, 24	80
HWC9N4411P18A, 24, 30	
HWC9N5511P18A, 24, 30	

ACCESSORIES

Description	Kit #	Where Used
LP KIT (0 - 4,500 FT)	ALPKT842	HWC8 Only
HI Altitude Kit (NAT 4,500 - 8,000 ft)	AHAKT01	
Decorative External Louver Clear Anod. Al	ALVR42	
Decorative External Louver Custom Painted	ALVR42P	
LP KIT (0 - 4,500 FT)	ALPKT843	HWC9 Only
HI Altitude Kit (NAT 4,500 - 8,000 ft)	AHAKT02	
Decorative External Louver Clear Anod. Al	ALVR43	
Decorative External Louver Custom Painted	ALVR43P	
Condensate Neutralizer Cartridge	CC172	All HWC's
Wall Sleeve	CA239	
MERV5 Filter (36 per box)	VSM5-1	
MERV8 Filter (24 per box)	VSM8-1	

COOLING PERFORMANCE EXTENDED RATINGS

Model	Indoor Temp DB/WB °F	Outdoor Temperature - DB °F														
		65			85			95			105			115		
		Btuh	S/T	kW	Btuh	S/T	kW	Btuh	S/T	kW	Btuh	S/T	kW	Btuh	S/T	kW
HWC8R24/3609P12A	85/72	16800	0.54	1.00	15400	0.57	1.13	13900	0.61	1.25	12500	0.64	1.38	11000	0.67	1.50
	80/67	15500	0.62	1.00	13800	0.67	1.13	12100	0.72	1.26	10500	0.76	1.37	8800	0.80	1.48
	75/63	14400	0.66	1.00	12800	0.69	1.13	11100	0.72	1.26	9600	0.78	1.37	8100	0.84	1.47
	75/57	12300	1.00	1.00	11000	1.00	1.13	9900	0.99	1.26	8800	0.99	1.37	7600	0.99	1.47
HWC8R36/48/6009P18A	85/72	22400	0.56	1.41	21000	0.60	1.60	19600	0.63	1.78	18000	0.67	1.89	16400	0.70	1.99
	80/67	21200	0.64	1.40	19300	0.70	1.72	17300	0.75	2.04	15600	0.80	2.04	13900	0.85	2.04
	75/63	19600	0.69	1.40	17900	0.74	1.58	16200	0.79	1.76	14400	0.84	1.90	12600	0.88	2.03
	75/57	16800	1.00	1.40	15600	1.00	1.58	14300	1.00	1.75	13000	1.00	1.90	11600	1.00	2.05
HWC8R36/48/6009P24A	85/72	28000	0.57	1.81	25900	0.62	2.07	23700	0.66	2.32	21700	0.70	2.52	19600	0.74	2.72
	80/67	26500	0.66	1.81	24500	0.70	2.08	22500	0.74	2.34	19800	0.80	2.52	17000	0.86	2.70
	75/63	24700	0.71	1.82	22300	0.76	2.06	19900	0.80	2.29	17600	0.86	2.48	15300	0.91	2.67
	75/57	22400	1.00	1.84	20500	1.00	2.09	18500	1.00	2.33	16700	1.00	2.53	14800	1.00	2.73
HWC8R48/6009P30A	85/72	38500	0.55	2.56	35100	0.57	2.82	31700	0.58	3.08	28800	0.61	3.23	25900	0.63	3.37
	80/67	36000	0.62	2.50	32000	0.64	2.74	28000	0.66	2.98	25300	0.69	3.10	22500	0.72	3.22
	75/63	33200	0.65	2.46	29300	0.68	2.67	25400	0.70	2.88	22500	0.74	3.01	19600	0.77	3.13
	75/57	30600	1.00	2.50	24200	1.00	2.67	21900	1.00	2.81	19700	1.00	2.95	17400	1.00	3.08
HWC9N22/3311P12A	85/72	17200	0.57	0.93	16100	0.60	1.07	14900	0.62	1.21	14000	0.64	1.33	13000	0.66	1.44
	80/67	16100	0.65	0.93	14600	0.68	1.06	13000	0.70	1.18	12400	0.73	1.30	11700	0.75	1.42
	75/63	15100	0.68	0.93	14000	0.71	1.06	12800	0.73	1.19	11600	0.77	1.30	10300	0.81	1.40
	75/57	12400	1.00	0.91	12000	1.00	1.05	11600	0.99	1.18	11200	0.98	1.32	9700	0.97	1.45
HWC9N33/44/5511P18A	85/72	24000	0.58	1.31	22100	0.60	1.49	20100	0.62	1.67	18500	0.65	1.81	16900	0.67	1.95
	80/67	22200	0.65	1.31	20300	0.69	1.49	18400	0.72	1.66	16900	0.75	1.80	15300	0.77	1.93
	75/63	20600	0.70	1.31	18800	0.73	1.48	17000	0.75	1.64	15500	0.79	1.78	14000	0.82	1.91
	75/57	18000	1.00	1.30	16700	1.00	1.47	15300	1.00	1.63	14000	1.00	1.76	12700	1.00	1.89
HWC9N33/44/5511P24A	85/72	29400	0.58	1.76	27300	0.60	2.01	25200	0.62	2.25	23200	0.65	2.43	21200	0.67	2.60
	80/67	27600	0.65	1.76	24800	0.71	1.96	22000	0.76	2.16	20600	0.77	2.37	19100	0.78	2.57
	75/63	26000	0.68	1.77	23800	0.72	2.00	21500	0.76	2.22	19000	0.80	2.39	16400	0.84	2.55
	75/57	22300	1.00	1.76	20400	1.00	1.98	18500	1.00	2.20	17000	1.00	2.36	15400	1.00	2.52
HWC9N44/5511P30A	85/72	38500	0.55	2.56	35100	0.57	2.82	31700	0.58	3.08	28800	0.61	3.23	25900	0.63	3.37
	80/67	36000	0.62	2.50	32100	0.65	2.76	28100	0.68	3.01	25300	0.70	3.12	22500	0.72	3.22
	75/63	33200	0.65	2.46	29300	0.68	2.67	25400	0.70	2.88	22500	0.74	3.01	19600	0.77	3.13
	75/57	30600	1.00	2.50	24200	1.00	2.67	21900	1.00	2.81	19700	1.00	2.95	17400	1.00	3.08

HWC8 BLOWER PERFORMANCE

AIRFLOWS AND HEATING TEMPERATURE RISES AS A FUNCTION OF EXTERNAL STATIC PRESSURE												
Model	Rise Range (F°)	Mid Rise (F°)	Indoor Blower Speed	Unit Voltage (V)	0.1 " w.c.		0.2 " w.c.		0.3 " w.c.		0.4 " w.c.	
					SCFM	Temp Rise (F°)	SCFM	Temp Rise (F°)	SCFM	Temp Rise (F°)	SCFM	Temp Rise (F°)
HWC8(R/N)240912	25 - 55	40	LOW†	208	365	49	340	53	315	N/A	285	N/A
				230	425	42	405	44	380	47	350	51
			MED *	208	445	40	415	43	390	46	365	49
				230	515	35	485	37	455	39	430	42
			HIGH	208	620	29	585	31	555	32	520	34
				230	685	26	650	28	610	29	570	31
HWC8(R/N)360912	35 - 65	50	LOW†	208	365	N/A	340	N/A	315	N/A	285	N/A
				230	425	63	405	N/A	380	N/A	350	N/A
			MED	208	445	60	415	65	390	N/A	365	N/A
				230	515	52	485	55	455	59	430	62
			HIGH *	208	620	43	585	46	555	48	520	52
				230	685	39	650	41	610	44	570	47

HWC8(R/N)360918 HWC8(R/N)360924	25 - 55	40	LOW	208	480	N/A	465	N/A	450	N/A	435	N/A
				230	610	44	590	45	565	47	535	50
			MED *	208	750	36	715	38	685	39	655	41
				230	810	33	770	35	735	37	700	38
			HIGH	208	860	31	815	33	770	35	735	37
				230	880	30	835	32	790	34	750	36
HWC8(R/N)480918 HWC8(R/N)480924	35 - 65	50	LOW	208	480	N/A	465	N/A	450	N/A	435	N/A
				230	610	59	590	61	565	63	535	N/A
			MED *	208	750	48	715	50	685	52	655	55
				230	810	44	770	46	735	49	700	51
			HIGH	208	860	42	815	44	770	46	735	49
				230	880	41	835	43	790	45	750	48
HWC8(R/N)600918 HWC8(R/N)600924	45 - 75	60	LOW	208	480	N/A	465	N/A	450	N/A	435	N/A
				230	610	73	590	N/A	565	N/A	535	N/A
			MED	208	750	60	715	63	685	65	655	68
				230	810	55	770	58	735	61	700	64
			HIGH *	208	860	52	815	55	770	58	735	61
				230	880	51	835	54	790	57	750	60

HWC8(R/N)480930	30 - 60	45	TAP 1 (HEAT)	208 or 230	735	49	700	51	670	53	640	56
			TAP 2 (HEAT) *	208 or 230	825	43	795	45	770	46	745	48
			TAP 3 (HEAT)	208 or 230	895	40	865	41	840	43	810	44
			TAP 4 (COOL)†	208 or 230	800		765		735		715	
			TAP 5 (COOL)	208 or 230	880		845		820		795	
HWC8(R/N)600930	45 - 75	60	TAP 1 (HEAT)	208 or 230	735	61	700	64	670	67	640	70
			TAP 2 (HEAT) *	208 or 230	825	54	795	56	770	58	745	60
			TAP 3 (HEAT)	208 or 230	895	50	865	52	840	53	810	55
			TAP 4 (COOL)†	208 or 230	800		765		735		715	
			TAP 5 (COOL)	208 or 230	880		845		820		795	

N/A: Do not operate unit in heating mode using this blower speed at this external static pressure. Outside of temperature rise range.

* : As shipped speed for heating operation

† : As shipped speed for cooling operation

HWC9 BLOWER PERFORMANCE

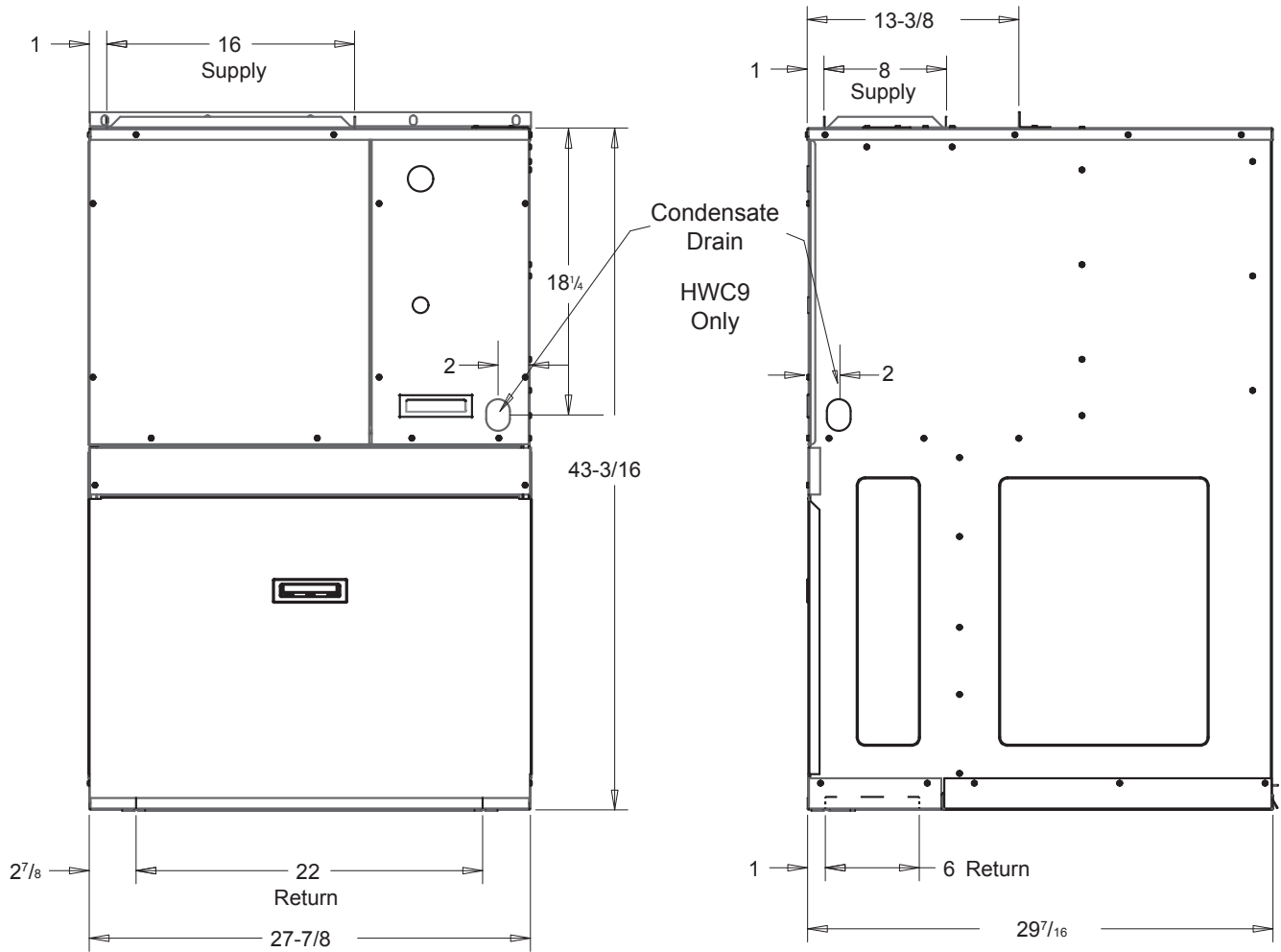
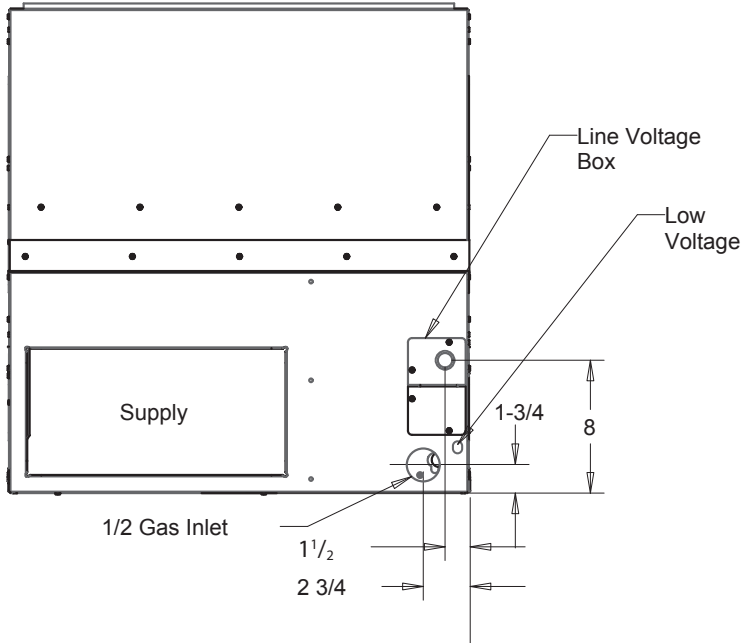
AIRFLOWS AND HEATING TEMPERATURE RISES AS A FUNCTION OF EXTERNAL STATIC PRESSURE												
Model	Rise Range (F°)	Mid Rise (F°)	Indoor Blower Speed	Unit Voltage (V)	0.1 " w.c.		0.2 " w.c.		0.3 " w.c.		0.4 " w.c.	
					SCFM	Temp Rise (F°)	SCFM	Temp Rise (F°)	SCFM	Temp Rise (F°)	SCFM	Temp Rise (F°)
HWC9N221P12	25 - 55	40	TAP 1 (HEAT) *	208 or 230	455	42	415	46	385	50	355	54
			TAP 2 (HEAT)	208 or 230	570	34	540	36	510	38	485	40
			TAP 3 (HEAT)	208 or 230	655	29	625	31	595	32	575	33
			TAP 4 (COOL)†	208 or 230	410		370		340		305	
			TAP 5 (COOL)	208 or 230	455		415		385		355	
HWC9N331P12	35 - 65	50	TAP 1 (HEAT)	208 or 230	455	63	415	N/A	385	N/A	355	N/A
			TAP 2 (HEAT) *	208 or 230	570	50	540	53	510	56	485	59
			TAP 3 (HEAT)	208 or 230	655	44	625	46	595	48	575	50
			TAP 4 (COOL)†	208 or 230	410		370		340		305	
			TAP 5 (COOL)	208 or 230	455		415		385		355	
HWC9N331P18	30 - 60	45	TAP 1 (HEAT) *	208 or 230	630	45	600	48	570	50	550	52
			TAP 2 (HEAT)	208 or 230	770	37	740	39	715	40	690	42
			TAP 3 (HEAT)	208 or 230	885	32	855	34	830	35	810	35
			TAP 4 (COOL)†	208 or 230	605		575		545		520	
			TAP 5 (COOL)	208 or 230	650		615		585		555	
HWC9N441P18	35 - 65	50	TAP 1 (HEAT)	208 or 230	630	61	600	64	570	N/A	550	N/A
			TAP 2 (HEAT) *	208 or 230	770	50	740	52	715	54	690	56
			TAP 3 (HEAT)	208 or 230	885	43	855	45	830	46	810	47
			TAP 4 (COOL)†	208 or 230	605		575		545		520	
			TAP 5 (COOL)	208 or 230	650		615		585		555	
HWC9N551P18	45 - 75	60	TAP 1 (HEAT)	208 or 230	630	N/A	600	N/A	570	N/A	550	N/A
			TAP 2 (HEAT)	208 or 230	770	61	740	64	715	66	690	68
			TAP 3 (HEAT) *	208 or 230	885	53	855	55	830	57	810	58
			TAP 4 (COOL)†	208 or 230	605		575		545		520	
			TAP 5 (COOL)	208 or 230	650		615		585		555	
HWC9N331P24	30 - 60	45	TAP 1 (HEAT) *	208 or 230	645	44	615	47	590	49	565	51
			TAP 2 (HEAT)	208 or 230	780	37	755	38	730	39	710	40
			TAP 3 (HEAT)	208 or 230	900	32	875	33	855	34	835	34
			TAP 4 (COOL)†	208 or 230	800		775		755		735	
			TAP 5 (COOL)	208 or 230	880		860		835		815	
HWC9N441P24	35 - 65	50	TAP 1 (HEAT)	208 or 230	645	59	615	62	590	65	565	N/A
			TAP 2 (HEAT) *	208 or 230	780	49	755	51	730	52	710	54
			TAP 3 (HEAT)	208 or 230	900	43	875	44	855	45	835	46
			TAP 4 (COOL)†	208 or 230	800		775		755		735	
			TAP 5 (COOL)	208 or 230	880		860		835		815	
HWC9N551P24	45 - 75	60	TAP 1 (HEAT)	208 or 230	645	73	615	N/A	590	N/A	565	N/A
			TAP 2 (HEAT)	208 or 230	780	61	755	63	730	65	710	67
			TAP 3 (HEAT) *	208 or 230	900	53	875	54	855	55	835	57
			TAP 4 (COOL) †	208 or 230	800		775		755		735	
			TAP 5 (COOL)	208 or 230	880		860		835		815	
HWC9N441P30	35 - 65	50	TAP 1 (HEAT)	208 or 230	735	52	700	55	670	57	640	60
			TAP 2 (HEAT) *	208 or 230	825	46	795	48	770	50	745	51
			TAP 3 (HEAT)	208 or 230	895	43	865	44	840	46	810	47
			TAP 4 (COOL) †	208 or 230	800		765		735		715	
			TAP 5 (COOL)	208 or 230	880		845		820		795	
HWC9N551P30	45 - 75	60	TAP 1 (HEAT)	208 or 230	735	64	700	68	670	71	640	74
			TAP 2 (HEAT)	208 or 230	825	57	795	59	770	61	745	63
			TAP 3 (HEAT) *	208 or 230	895	53	865	55	840	56	810	58
			TAP 4 (COOL) †	208 or 230	800		765		735		715	
			TAP 5 (COOL)	208 or 230	880		845		820		795	

N/A: Do not operate unit in heating mode using this blower speed at this external static pressure. Outside of temperature rise range.

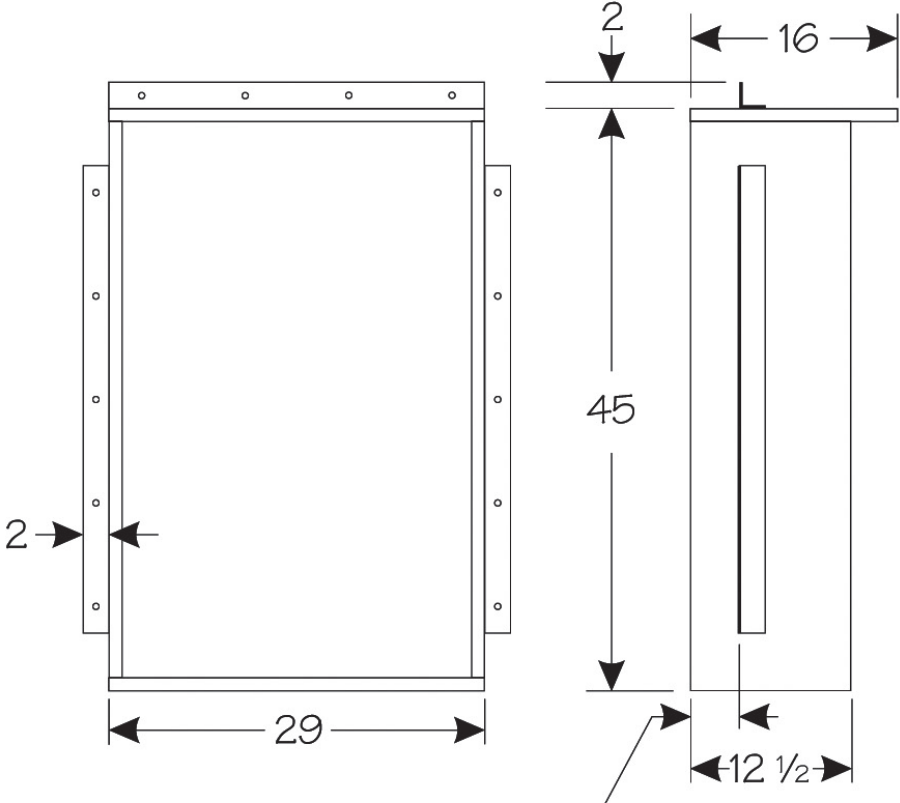
* : As shipped speed for heating operation

† : As shipped speed for cooling operation

UNIT DIMENSIONS



WALL SLEEVE DIMENSIONS



Flange may be assembled
1" or 3 3/4" from front of sleeve



215 Metropolitan Drive | West Columbia, SC 29170
800-448-5872
Product Support 866-282-7257

All specifications and illustrations subject to change without notice and without incurring obligations.