

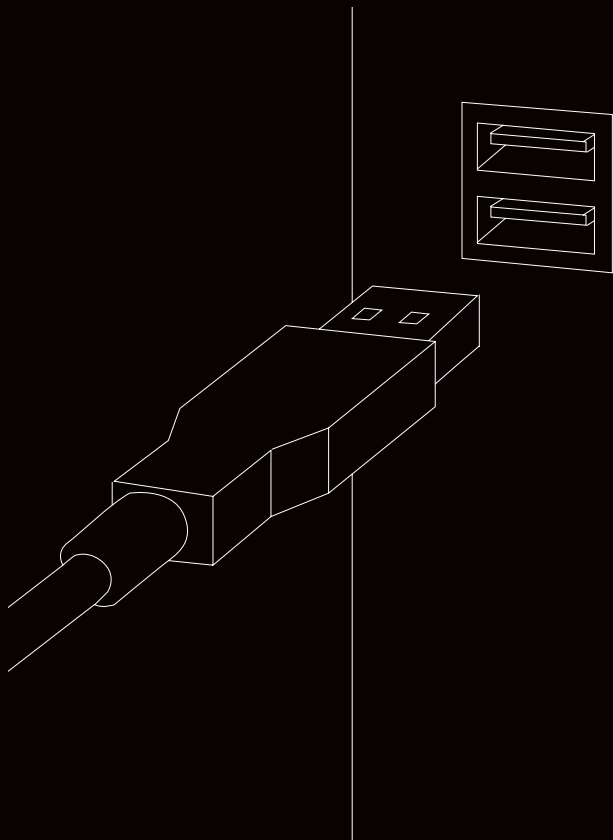
K4 TKL LITE - MANUAL



Xtrfy

PLUG-AND-PLAY

Connect the K4 to the USB port. Driver installation starts automatically.



SETTINGS AND FUNCTIONS

The K4 TKL Lite features a range of customization options and convenient quick keys. All settings are made directly on the keyboard, by pressing the FN key + the desired setting key.


LED ILLUMINATION



Press FN + INS repeatedly to switch between 5 different backlight effects.



Press FN + HOME repeatedly to switch between 4 different wave effects.



To choose which keys to light up: Press and hold FN + PGUP for 3 seconds. When the PGUP key flashes, press the keys that you want to illuminate. When you're done, press and hold FN+PGUP for 3 seconds.



Press FN + DEL repeatedly to switch between 6 different typing effects. (Visible when typing.)



Press FN + END repeatedly to turn the illumination on and off.



Press FN + PGDN to switch between 2 different breathing effects.



Press FN + the up/down arrow keys to increase/decrease the brightness of the LED lighting.



Press FN + the left/right arrow keys to decrease/increase the speed of the LED effects.

GAME PRESETS



Press FN + 1 to illuminate the most common keys used in League of Legends.



Press FN + 2 to illuminate the most common keys used in Counter-Strike.



Press FN + 3 to illuminate the most common keys used in Overwatch.



Press FN + 4 to illuminate the most common keys used in Dota 2.




Press FN + 5 to illuminate W, A, S, D and the arrow keys.



Press FN + 6 to illuminate the keys in the middle section of the keyboard.

OTHER USEFUL KEYS AND SHORTCUTS

FN +  = Lock Windows key

FN + F1-F8 = Media controls

FN + F9 = E-mail

FN + F10 = Web browser

FN + F11 = Lock all keys

FN + F12 = Calculator

TROUBLESHOOTING

- » Make sure the K4's USB connector is firmly attached to your computer's USB port.
- » Connect to another USB port.
- » Connect to another computer.
- » Factory reset the keyboard by pressing and holding the FN key + backspace for 10 seconds.

NEED BACKUP?

If you have any questions, we're never more than an email away. Contact us at support@xtrfy.com

CHECK OUT MORE XTRFY PRODUCTS AT XTRFY.COM

**DESIGNED IN
SWEDEN**



xtrfy