

Rockwood Hinge Side Door Edge Order Form

The global leader in
door opening solutions

Fill out this form and email to: orders.rockwood@assaabloy.com / or fax to: 800-922-9212

Customer Information

Company Name: _____ Date: _____
 Account #: _____ Phone/Fax: _____ / _____
 Email: _____ PO #: _____

Select a Mortised 300 301 302 302B
Door Edge: Non-Mortised 304 305 306-RKW 306-AST 306B 306B-AST
 308 309 310 310B 310BS
 Other _____

Order Line #: _____ Quantity: _____ Handing: _____ Tag. No's: _____

Finish: _____

Select Hinge Size,
Door Type and Fill
in Dimensions:

UL Rated

*Door Edge Height if
different from net
door height _____

Specify Mounting

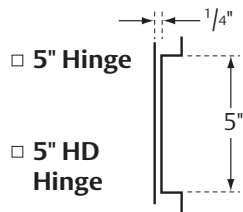
(if not standard)

- Torx Screws
- Tek Screws

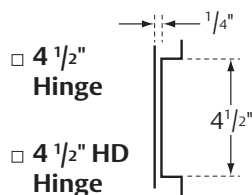
* Standard Door Thickness
is 1 3/4" if not please advise: _____

* Standard Leg Length for non mortised
edge is 1 1/4" if not please advise: _____

* Standard Leg Length for mortised edge
is 7/8" if not please advise: _____

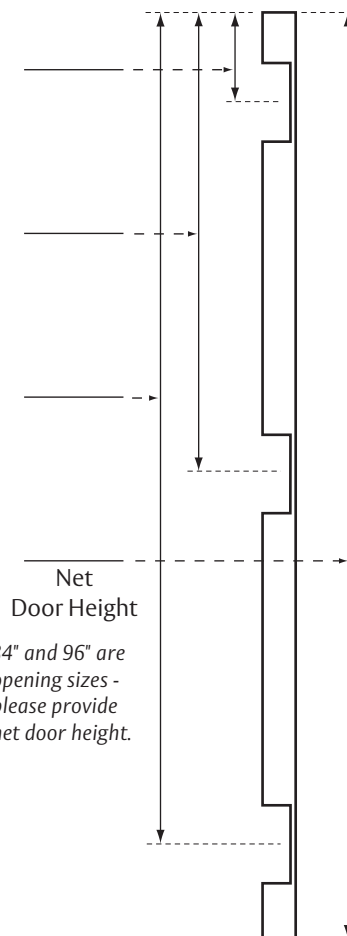


5" HD Hinge



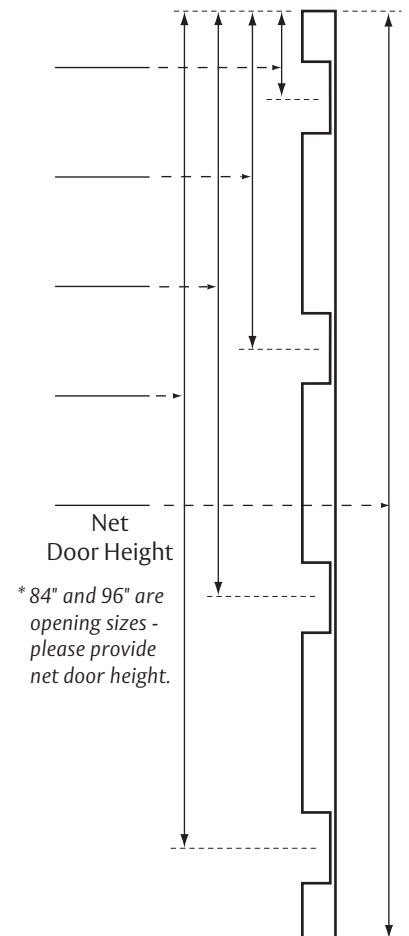
4 1/2" HD Hinge

Door with 3 Hinges



* 84" and 96" are
opening sizes -
please provide
net door height.

Door with 4 Hinges



* 84" and 96" are
opening sizes -
please provide
net door height.

Note: Your door thickness is a nominal dimension. Doors can vary + or - 1/16" from the nominal dimension. When ordering, verify actual door thickness to assure a working fit of the door edge.