

MPSA92, MPSA93

High Voltage Transistors

PNP Silicon

Features

- Pb-Free Packages are Available*

MAXIMUM RATINGS

Rating	Symbol	Value	Unit
Collector–Emitter Voltage MPSA93 MPSA92	V_{CEO}	–200 –300	Vdc
Collector–Base Voltage MPSA93 MPSA92	V_{CBO}	–200 –300	Vdc
Emitter–Base Voltage	V_{EBO}	–5.0	Vdc
Collector Current – Continuous	I_C	–500	mAdc
Total Device Dissipation @ $T_A = 25^\circ\text{C}$ Derate above 25°C	P_D	625 5.0	mW mW/ $^\circ\text{C}$
Total Device Dissipation @ $T_C = 25^\circ\text{C}$ Derate above 25°C	P_D	1.5 12	W mW/ $^\circ\text{C}$
Operating and Storage Junction Temperature Range	T_J, T_{stg}	–55 to +150	$^\circ\text{C}$

THERMAL CHARACTERISTICS

Characteristic	Symbol	Max	Unit
Thermal Resistance, Junction–to–Ambient	$R_{\theta JA}$	200	$^\circ\text{C}/\text{W}$
Thermal Resistance, Junction–to–Case	$R_{\theta JC}$	83.3	$^\circ\text{C}/\text{W}$

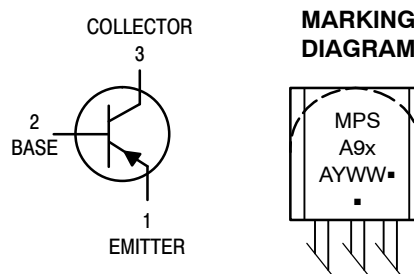
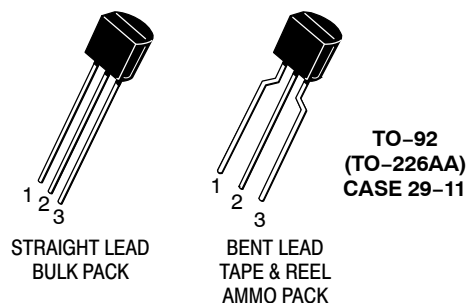
Stresses exceeding Maximum Ratings may damage the device. Maximum Ratings are stress ratings only. Functional operation above the Recommended Operating Conditions is not implied. Extended exposure to stresses above the Recommended Operating Conditions may affect device reliability.

*For additional information on our Pb-Free strategy and soldering details, please download the ON Semiconductor Soldering and Mounting Techniques Reference Manual, SOLDERRM/D.



ON Semiconductor®

<http://onsemi.com>



x = 2 or 3
A = Assembly Location
Y = Year
WW = Work Week
▪ = Pb-Free Package
(Note: Microdot may be in either location)

ORDERING INFORMATION

See detailed ordering and shipping information in the package dimensions section on page 3 of this data sheet.

MPSA92, MPSA93

ELECTRICAL CHARACTERISTICS (T_A = 25°C unless otherwise noted)

Characteristic		Symbol	Min	Max	Unit
OFF CHARACTERISTICS					
Collector–Emitter Breakdown Voltage (Note 1) (I _C = –1.0 mA _{dc} , I _B = 0)	MPSA92 MPSA93	V _{(BR)CEO}	–300 –200	– –	V _{dc}
Collector–Base Breakdown Voltage (I _C = –100 µA _{dc} , I _E = 0)	MPSA92 MPSA93	V _{(BR)CBO}	–300 –200	– –	V _{dc}
Emitter–Base Breakdown Voltage (I _E = –100 µA _{dc} , I _C = 0)		V _{(BR)EBO}	–5.0	–	V _{dc}
Collector Cutoff Current (V _{CB} = –200 V _{dc} , I _E = 0) (V _{CB} = –160 V _{dc} , I _E = 0)	MPSA92 MPSA93	I _{CBO}	– –	–0.25 –0.25	µA _{dc}
Emitter Cutoff Current (V _{EB} = –3.0 V _{dc} , I _C = 0)		I _{EBO}	–	–0.1	µA _{dc}
ON CHARACTERISTICS (Note 1)					
DC Current Gain (I _C = –1.0 mA _{dc} , V _{CE} = –10 V _{dc}) (I _C = –10 mA _{dc} , V _{CE} = –10 V _{dc}) (I _C = –30 mA _{dc} , V _{CE} = –10 V _{dc})	All Types All Types MPSA92 MPSA93	h _{FE}	25 40 25 25	– – – –	–
Collector–Emitter Saturation Voltage (I _C = –20 mA _{dc} , I _B = –2.0 mA _{dc})	MPSA92 MPSA93	V _{CE(sat)}	– –	–0.5 –0.4	V _{dc}
Base–Emitter Saturation Voltage (I _C = –20 mA _{dc} , I _B = –2.0 mA _{dc})		V _{BE(sat)}	–	–0.9	V _{dc}
SMALL–SIGNAL CHARACTERISTICS					
Current–Gain – Bandwidth Product (I _C = –10 mA _{dc} , V _{CE} = –20 V _{dc} , f = 100 MHz)		f _T	50	–	MHz
Collector–Base Capacitance (V _{CB} = –20 V _{dc} , I _E = 0, f = 1.0 MHz)	MPSA92 MPSA93	C _{cb}	– –	6.0 8.0	pF

1. Pulse Test: Pulse Width ≤ 300 µs, Duty Cycle ≤ 2%.

MPSA92, MPSA93

ORDERING INFORMATION

Device	Package	Shipping†
MPSA92G	TO-92 (Pb-Free)	5000 Units / Box
MPSA92RL1G	TO-92 (Pb-Free)	2000 / Tape & Reel
MPSA92RLRA	TO-92	2000 / Tape & Reel
MPSA92RLRAG	TO-92 (Pb-Free)	2000 / Tape & Reel
MPSA92RLRMG	TO-92 (Pb-Free)	2000 / Ammo Pack
MPSA92RLRPG	TO-92 (Pb-Free)	2000 / Ammo Pack
MPSA92ZL1G	TO-92 (Pb-Free)	2000 / Ammo Pack
MPSA93G	TO-92 (Pb-Free)	5000 Units / Box
MPSA93RLRMG	TO-92 (Pb-Free)	2000 / Ammo Pack

†For information on tape and reel specifications, including part orientation and tape sizes, please refer to our Tape and Reel Packaging Specifications Brochure, BRD8011/D.

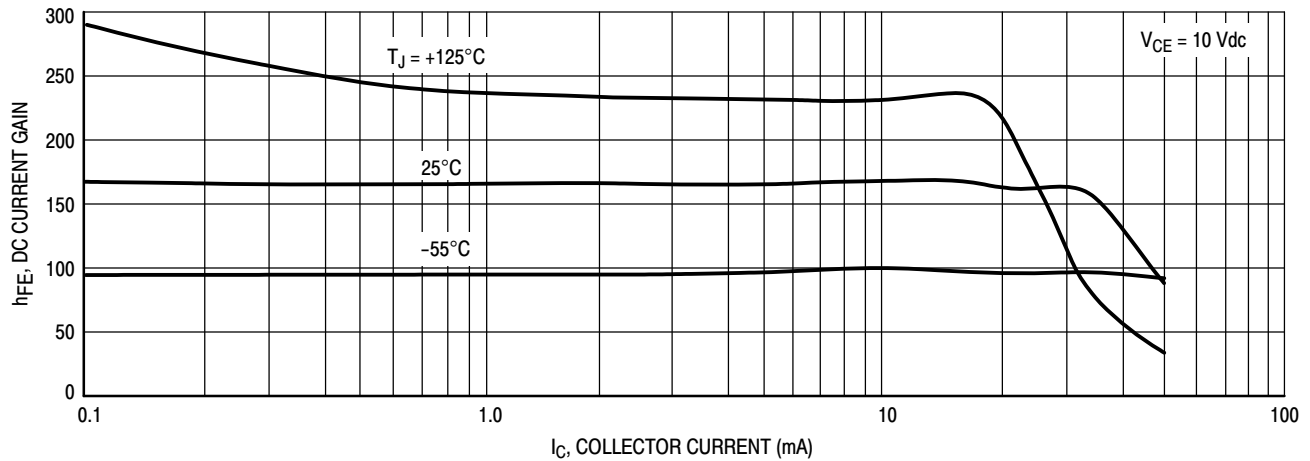


Figure 1. DC Current Gain

MPSA92, MPSA93

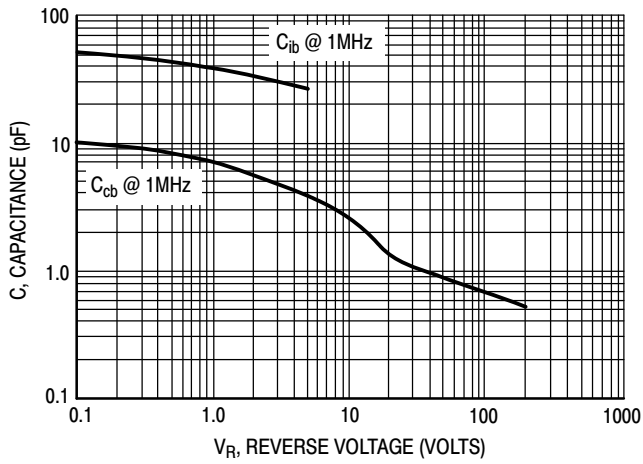


Figure 2. Capacitance

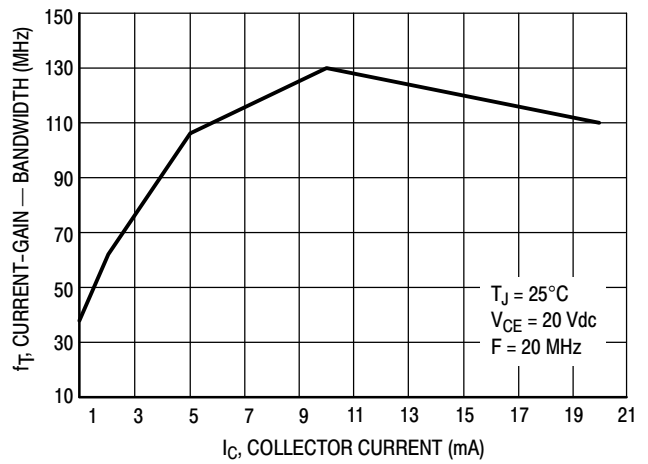


Figure 3. Current-Gain - Bandwidth

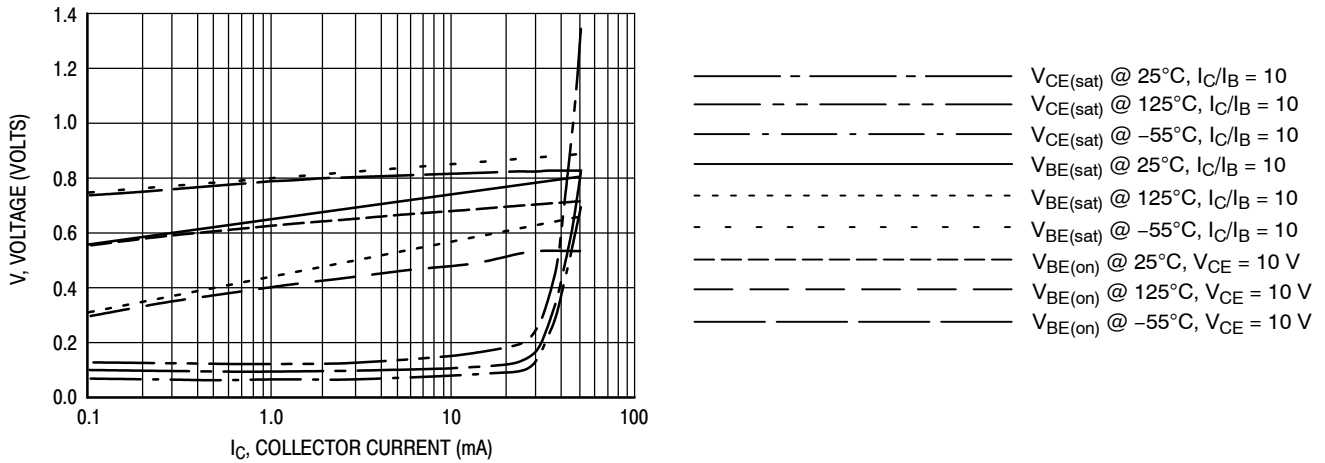


Figure 4. "ON" Voltages

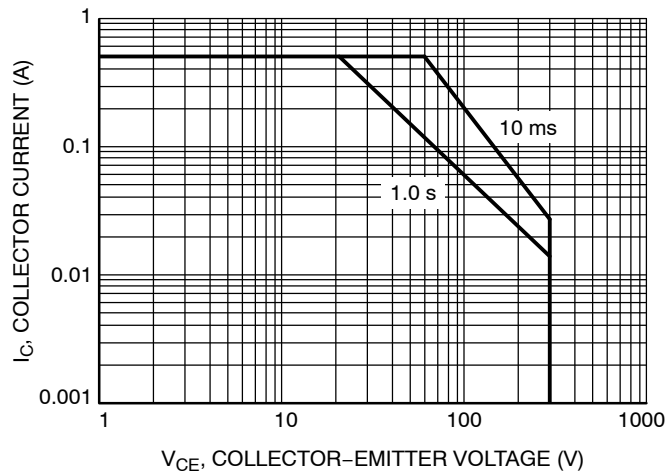
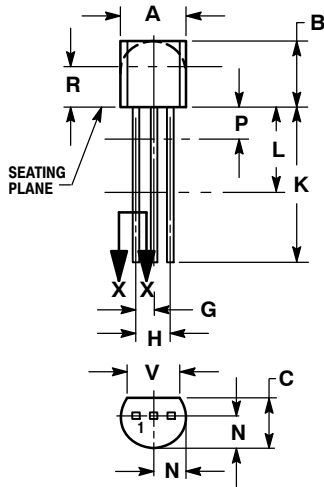


Figure 5. Safe Operating Area

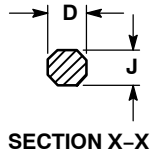
MPSA92, MPSA93

PACKAGE DIMENSIONS

TO-92 (TO-226) CASE 029-11 ISSUE AM



STRAIGHT LEAD
BULK PACK



SECTION X-X

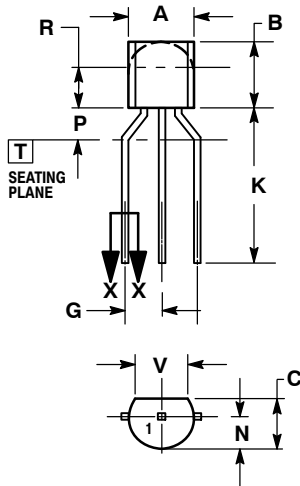
NOTES:

1. DIMENSIONING AND TOLERANCING PER ANSI Y14.5M, 1982.
2. CONTROLLING DIMENSION: INCH.
3. CONTOUR OF PACKAGE BEYOND DIMENSION R IS UNCONTROLLED.
4. LEAD DIMENSION IS UNCONTROLLED IN P AND BEYOND DIMENSION K MINIMUM.

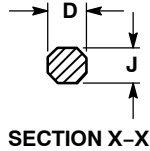
DIM	INCHES		MILLIMETERS	
	MIN	MAX	MIN	MAX
A	0.175	0.205	4.45	5.20
B	0.170	0.210	4.32	5.33
C	0.125	0.165	3.18	4.19
D	0.016	0.021	0.407	0.533
G	0.045	0.055	1.15	1.39
H	0.095	0.105	2.42	2.66
J	0.015	0.020	0.39	0.50
K	0.500	---	12.70	---
L	0.250	---	6.35	---
N	0.080	0.105	2.04	2.66
P	---	0.100	---	2.54
R	0.115	---	2.93	---
V	0.135	---	3.43	---

STYLE 14:

1. EMITTER
2. COLLECTOR
3. BASE



BENT LEAD
TAPE & REEL
AMMO PACK




SECTION X-X

NOTES:

1. DIMENSIONING AND TOLERANCING PER ASME Y14.5M, 1994.
2. CONTROLLING DIMENSION: MILLIMETERS.
3. CONTOUR OF PACKAGE BEYOND DIMENSION R IS UNCONTROLLED.
4. LEAD DIMENSION IS UNCONTROLLED IN P AND BEYOND DIMENSION K MINIMUM.

DIM	MILLIMETERS	
	MIN	MAX
A	4.45	5.20
B	4.32	5.33
C	3.18	4.19
D	0.40	0.54
G	2.40	2.80
J	0.39	0.50
K	12.70	---
N	2.04	2.66
P	1.50	4.00
R	2.93	---
V	3.43	---

ON Semiconductor and  are registered trademarks of Semiconductor Components Industries, LLC (SCILLC). SCILLC reserves the right to make changes without further notice to any products herein. SCILLC makes no warranty, representation or guarantee regarding the suitability of its products for any particular purpose, nor does SCILLC assume any liability arising out of the application or use of any product or circuit, and specifically disclaims any and all liability, including without limitation special, consequential or incidental damages. "Typical" parameters which may be provided in SCILLC data sheets and/or specifications can and do vary in different applications and actual performance may vary over time. All operating parameters, including "Typicals" must be validated for each customer application by customer's technical experts. SCILLC does not convey any license under its patent rights nor the rights of others. SCILLC products are not designed, intended, or authorized for use as components in systems intended for surgical implant into the body, or other applications intended to support or sustain life, or for any other application in which the failure of the SCILLC product could create a situation where personal injury or death may occur. Should Buyer purchase or use SCILLC products for any such unintended or unauthorized application, Buyer shall indemnify and hold SCILLC and its officers, employees, subsidiaries, affiliates, and distributors harmless against all claims, costs, damages, and expenses, and reasonable attorney fees arising out of, directly or indirectly, any claim of personal injury or death associated with such unintended or unauthorized use, even if such claim alleges that SCILLC was negligent regarding the design or manufacture of the part. SCILLC is an Equal Opportunity/Affirmative Action Employer. This literature is subject to all applicable copyright laws and is not for resale in any manner.

PUBLICATION ORDERING INFORMATION

LITERATURE FULFILLMENT:

Literature Distribution Center for ON Semiconductor
P.O. Box 5163, Denver, Colorado 80217 USA
Phone: 303-675-2175 or 800-344-3860 Toll Free USA/Canada
Fax: 303-675-2176 or 800-344-3867 Toll Free USA/Canada
Email: orderlit@onsemi.com

N. American Technical Support: 800-282-9855 Toll Free
USA/Canada
Europe, Middle East and Africa Technical Support:
Phone: 421 33 790 2910
Japan Customer Focus Center
Phone: 81-3-5773-3850

ON Semiconductor Website: www.onsemi.com

Order Literature: <http://www.onsemi.com/orderlit>

For additional information, please contact your local Sales Representative

Mouser Electronics

Authorized Distributor

Click to View Pricing, Inventory, Delivery & Lifecycle Information:

ON Semiconductor:

[MPSA92](#) [MPSA92G](#) [MPSA92RL1](#) [MPSA92RL1G](#) [MPSA92RLRA](#) [MPSA92RLRAG](#) [MPSA92RLRM](#)
[MPSA92RLRMG](#) [MPSA92RLRP](#) [MPSA92RLRPG](#) [MPSA92ZL1](#) [MPSA92ZL1G](#) [MPSA93](#) [MPSA93G](#) [MPSA93RLRM](#)
[MPSA93RLRMG](#) [MPSA92RA](#)