



Exterior Moulding & Trim

PROJECT IDEAS &
SPECIAL ORDER SOLUTIONS

Royal[®] Moulding and Trim

Rot Free[®] PVC Solution

 **ROYAL[®]** Building Products
A Westlake Company



About Royal Moulding & Trim 4

Project Ideas

Craftsman Trim 6

Exterior Casing 8

Garage Trim 9

Moisture Solutions 10

Column & Post 12

Corners & Skirt Boards 14

Ceiling Trim 15

Special Order Moulding & Trim

Window & Door Mouldings 17

Trimplank 18

Ceiling & Wall Mouldings 18

Garage Door Mouldings 19

Decorative Mouldings 20

Royal Trimboard 22

Installation Tips 24

How to Order 26





Smart ideas for smarter-looking homes.



Looking for affordable exterior project ideas that add to your home's value? Royal Moulding & Trim has the products and systems to transform your home into the envy of the neighborhood. Look for yourself—it's one of the wisest investments a homeowner can make!


- Durable & moisture resistant
- Easy to cut and ready to install
- Interior & exterior performance
- Low maintenance
- Paintable with 100% acrylic latex




**Keep it simple
and tailored.**

A 	B 
Trimplank 1x6 209621	Trimplank 1x4 209620




A 	C 
Trimplank 1x6 209621	Shingle Mould 209633



Distinguish at the front door.












Protect and Showcase.

		
Brick Mould 98458	Jamb 98013	Thermo Stop 73717






Embrace design
and resist
moisture



A 	B 	H 
Trimplank 1x6 209621	Trimplank 1x4 209620	Scotia Cove 310622
I 	J 	K 
Trimplank 1x2 113010	Beaded Planking 80337	Quarter Round 209628

K 	L 	M 
Quarter Round 209628	Colonial Casing 310629	Exterior Base 310628






Wrap in curb appeal.

N 	O 	P 
Base Cap 209629	Rams Crown 443056	Trimboard 1X8 182938




A 	P 
Trimplank 1x6 209621	Trimboard 1X8 182938



Making it
cutting edge.

Q 	B 	P 
Drip Cap 113014	Trimboard 1X4 209620	Trimboard 1X8 182938

Accentuate
the details.

J 	R 
Beaded Planking 2352	Bed Mould 2598
B 	
Trimplank 1x4 7318	



Need a special order?

We stock a wide variety of exterior PVC mouldings. Plus we have additional exterior PVC mouldings available through special order.

This brochure provides details on all we have to offer. If you can't find the moulding you need, ask an associate for help. We want to get the right moulding for your project.









Ordering Is Simple.





- Step-by-step instructions are on page 26
- An order form is included on page 26
- Complete the form and give it to an associate in the building materials department
- Remember to get the delivery date when your product arrives in-store













We deliver
Entregamos a domicilio









Window & Door Moulding











	
3/0 Brick Mould Kit Profile: 7526 Kit Dimensions: 1-1/4-in x 2-in Kit Contains: 2 pc. 7-ft and 1 pc. 3-ft	Brick Mould Profile: 7526 Dimensions: 1-1/4-in x 2-in Length: 8-ft, 10-ft, 17-ft
	
Florida Brick Mould Profile: 7252 Dimensions: 11/16-in x 1-5/8-in Lengths: 8-ft, 10-ft	Casing/Backband Profile: 2590 Dimensions: 1-13/16-in x 4-1/2-in Length: 8-ft, 12-ft
	
Exterior Door Frame Profile: 7181 Dimensions: 1-1/4-in x 4-9/16-in Length: 7-ft	Sill Profile: 7117 Dimensions: 1-1/4-in x 5-1/4-in Length: 7-ft
	
Sill Nose Profile: 7118 Dimensions: 1-5/16-in x 1-3/8-in Length: 7-ft	Drip Cap Profile: 2449 Dimensions: 11/16-in x 1-5/8-in Length: 8-ft, 12-ft

Trimplank	
	
Trimplank 1x2 Profile: 2150 Dimensions: 5/8-in x 1-1/2-in Lengths: 8-ft, 12-ft	Trimplank 1x4 Profile: 7318 Dimensions: 3/4-in x 3-1/2-in Lengths: 8-ft, 12-ft
	
Trimplank 1x6 Profile: 7311 Dimensions: 3/4-in x 5-1/2-in Length: 8-ft, 12-ft, 16-ft	Flat Utility Trim Profile: 2709 Dimensions: 5/16-in x 5-13/16-in Length: 8-ft, 12-ft

Ceiling & Wall Moulding	
	
Beaded Planking Profile: 7888 Dimensions: 1/2-in x 5-1/4-in Length: 12-ft	Exterior Planking Profile: 2352 Dimensions: 3/8-in x 5-15/32-in Lengths: 8-ft, 12-ft, 16-ft
	
Base Profile: 7527 Dimensions: 9/16-in x 3-1/4-in Length: 8-ft, 12-ft, 16-ft	

Garage Door Moulding	
	
Brick Mould Profile: 7526 Dimensions: 1-1/4-in x 2-in Length: 8-ft, 10-ft, 17-ft *White	Garage Door Stop Profile: 2149 Dimensions: 7/16-in x 2-in (plus 1-1/4-in flex) Lengths: 7-ft, 9-ft *White
	
Brick Mould Profile: 7526 Dimensions: 1-1/4-in x 2-in Length: 8-ft, 10-ft, 17-ft *Sandstone	Garage Door Stop Profile: 2149 Dimensions: 7/16-in x 2-in (plus 1-1/4-in flex) Lengths: 7-ft, 9-ft *Sandstone
	
Brick Mould Profile: 7526 Dimensions: 1-1/4-in x 2-in Length: 8-ft, 10-ft, 17-ft *Brown	Garage Door Stop Profile: 2149 Dimensions: 7/16-in x 2-in (plus 1-1/4-in flex) Lengths: 7-ft, 9-ft *Brown
	
Jamb Profile: 2497 Dimensions: 11/16-in x 5-13/16-in Lengths: 7-ft, 10-ft	

Decorative Moulding	
	
Crown Profile: 2435 Dimensions: 9/16-in x 3-5/8-in Length: 12-ft	Rams Crown Profile: 7158 Dimensions: 1-13/32-in x 2-in Length: 12-ft
	
Shingle Mould Profile: 7901 Dimensions: 21/32-in x 1-23/32-in Length: 8-ft	Bed Mould Profile: 2598 Dimensions: 9/16-in x 1-5/8-in Length: 12-ft
	
Colonial Casing Profile: 2355 Dimensions: 11/16-in x 2-1/4-in Length: 8-ft, 12-ft, 16-ft	Outside Corner Profile: 7719 Dimensions: 1-1/8-in x 1-1/8-in Lengths: 12-ft, 16-ft
	
Shingle Mould Profile: 2599 Dimensions: 11/16-in x 1-5/8-in Lengths: 8-ft, 12-ft	Base Cap Profile: 2450 Dimensions: 11/16-in x 1-1/8-in Length: 8-ft, 12-ft

Decorative Moulding	
	
Lattice Profile: 2018 Dimensions: 1-1/4-in x 1-35/64-in Length: 8-ft	Scotia/Cove Profile: 2021 Dimensions: 3/4-in x 3/4-in Length: 8-ft
	
Quarter Round Profile: 2689 Dimensions: 3/4-in x 3/4-in Length: 8-ft, 12-ft	Quarter Round Profile: 2024 Dimensions: 1/2-in x 1/2-in Length: 8-ft
	
Quarter Round - Glass Bead Profile: 2258 Dimensions: 1/2-in x 13/32-in Length: 8-ft	Stop Profile: 2330 Dimensions: 5/8-in x 5/8-in Length: 8-ft
	
Rake Mould Profile: 7202 Dimensions: 1-in x 2-in Length: 12-ft	Scribe Profile: 2046 Dimensions: 5/16-in x 3/4-in Length: 8-ft
	
Colonial Stop Profile: 7788 Dimensions: 3/8-in x 1-1/4-in Length: 8-ft	Screen Mould Profile: 6578 Dimensions: 1/4-in x 3/4-in Length: 8-ft

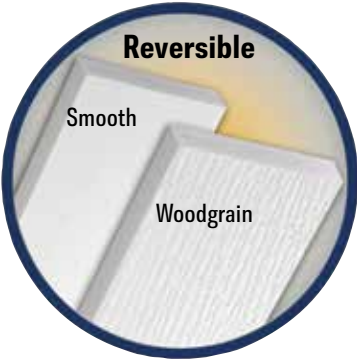


Accentuate your home’s details
while adding extreme durability.

- Durable & moisture resistant
- Easy to cut and ready to install
- Interior & exterior performance
- Low maintenance
- Paintable with 100% acrylic latex

Description		Profile
A	Trimboard 5/4x4	7840
B	Trimboard 5/4x6	7841
C	Trimboard 1x2	7832
D	Trimboard 1x4	7834
E	Trimboard 1x6	7835

Royal Trimboard			
Nominal Width	Actual Dimensions	Profile	Length(s)
1-in x 2-in	3/4-in x 1-1/2-in	7832	8-ft, 12-ft
1-in x 3-in	3/4-in x 2-1/2-in	7833	8-ft, 12-ft
1-in x 4-in	3/4-in x 3-1/2-in	7834	8-ft, 12-ft
1-in x 6-in	3/4-in x 5-1/2-in	7835	8-ft, 12-ft
1-in x 8-in	3/4-in x 7-1/4-in	7836	8-ft, 12-ft
1-in x 10-in	3/4-in x 9-1/4-in	7837	8-ft, 12-ft
5/4-in x 4-in	1-in x 3-1/2-in	7840	10-ft
5/4-in x 6-in	1-in x 5-1/2-in	7841	10-ft
4-ft x 8-ft	48-in x 96-in	2878	8-ft



Sawing/Cutting

- Royal Trim and Moulding can be cut using the same techniques and tools as are used for wood
- Use standard woodworking equipment for most applications
- If using a power miter saw, a carbide-toothed blade with 80 teeth or more is recommended



Drilling

- Drill in the same fashion as most hardwoods
- Drill holes may require the removal of shavings periodically
- High-speed steel bits are satisfactory for this process
- Unless product is installed in lower temperatures (< 40°F) pre-drilling is typically not required



Nailing

- Use 6d and 8d galvanized nails
- Place nails 12-in on center, approximately 3/4-in from each edge
- Pre-drilling is required at temperatures of 40° F or below
- Royal Moulding and Trim can also be installed using a pneumatic nailer, with stainless steel or painted head screws or with construction grade adhesives

Fastening:

- Use fasteners designed for wood trim and wood siding (thinner shank, blunt head, full round head) with trimboard
- Use only fasteners intended for exterior use such as stainless steel or hot-dipped galvanized.
- DO NOT USE staples, small brads and wire nails
- Fasteners should be long enough to penetrate the solid wood substrate a minimum of 1-1/2 in.
- Use two fasteners per every framing member for trimboard applications
- Trimboards 12 in. or wider as well as sheets will require additional fasteners
- Fasteners must be installed no more than 2 in. from the end of each board
- Trimboards should be fastened into a flat, solid substrate
- Fastening trim boards into hollow or uneven areas must be avoided

Gluing

- To reduce or eliminate open joints, pipe glue or PVC pipe cement is recommended
- Temperature variations will cause PVC moulding to expand and contract
- It is highly recommended to splice (scarf) and/or miter all joints



Painting

- Royal Moulding and Trim requires no painting for Rot Free protection.
- 100% acrylic latex paints can be used to achieve custom finishes
- For darker custom colors (colors that fall within the lightness (L) value of 56 to 0, with 100 being white and 0 being black), the use of heat-reflective paint is required.

Cleaning

- Royal Moulding and Trim can be cleaned using any of the recommended household cleaners listed below; however, glass cleaner has been shown to be best at keeping the finish intact
- Recommended cleaners: Windex, 409 Glass and Surface Cleaner, Spic & Span Cinch, Fantastik All Purpose, etc.
- Apply the cleaning solution and immediately wipe dry for best results
- Avoid harsh cleaners with glycol ethers, ethanol type solvents and/or isopropyl alcohol as they can soften the PVC finish if left on for several minutes



Additional Tips

- Typically a paintable exterior high quality acrylic latex caulk is recommended
- When adhering Royal Trim and Moulding to wood a construction type adhesive may be used
- Royal Trimboard should always be stored in a flat level position

How to Order

- 1. Browse our catalog and select the desired profiles.**
- 2. Carefully measure to determine the needed amount of moulding.**
- 3. Complete the form below and provide it to any associate in your local store.**

NOTE: For pricing, see an associate.

Today's Date: _____

Store Number: _____

Store Associate Name: _____

Customer Name: _____

Item 1

Model #: _____ Qty: _____ Color: _____

Product Description: _____

Promised Ship Date: _____

Item 2

Model #: _____ Qty: _____ Color: _____

Product Description: _____

Promised Ship Date: _____

Item 3

Model #: _____ Qty: _____ Color: _____

Product Description: _____

Promised Ship Date: _____

Item 4

Model #: _____ Qty: _____ Color: _____

Product Description: _____

Promised Ship Date: _____