

ARGUMENT WRITING

The Tell-Tale Heart


EVERYTHING You Need!

 **Digital Learning**
Independent Student Work

 **Classroom Ready**
Print & Go or Google Slides

 **Instructional Video**
Watch at School or at Home

 **Step-by-Step Tutorial**



Middle School
GOOGLE Slides
READY!!



Ready to Assign! Independent Student Instruction



GOOGLE SLIDES:

Worksheets, Step-by-Step **Writing Tutorial**,
PowerPoint, **Graphic Organizer**, & **Rubric**

Instructional Video



Video MP4 available for
download through Google Drive

Show in class or send this entertaining, **Instructional Video** to students. Use it to introduce the lesson or show in segments to emphasize each part of writing an **Argumentative Essay**. The video is approximately **15 minutes long**.

Classroom Ready



Argumentative Prompt

"The object of literature is to instruct, to animate, or to amuse."

"Tell-Tale Heart" Edgar Allan Poe

Write On! with Jamie © 2016



Write On! Lesson Plan

Common Core State Standards (Highlighted)

W.1.1. Analyze a complex text (e.g., a story, drama, novel, or nonfiction work) to determine a theme or central idea, analyze its development over the course of the text, and analyze how individual scenes, episodes, or incidents develop this theme or central idea.

Write On! Lesson Plan

Common Core State Standards (Highlighted)

W.1.1. Analyze a complex text (e.g., a story, drama, novel, or nonfiction work) to determine a theme or central idea, analyze its development over the course of the text, and analyze how individual scenes, episodes, or incidents develop this theme or central idea.

Write On! Lesson Plan

Common Core State Standards (Highlighted)

W.1.1. Analyze a complex text (e.g., a story, drama, novel, or nonfiction work) to determine a theme or central idea, analyze its development over the course of the text, and analyze how individual scenes, episodes, or incidents develop this theme or central idea.

Everything is Done

for you!



How to Write an Argumentative Essay

"Tell-Tale Heart" Edgar Allan Poe

The famous short story, "The Tell-Tale Heart" by Edgar Allan Poe, is a disturbing and suspenseful tale. Poe creates this creepy tone through an unusual use of the narrator in the story. Do you believe the narrator is sane or insane? Write to prove your opinion with specific examples from the text that provide evidence of the narrator's sanity or lack of sanity. Discuss how his actions and/or words support your belief.

Your score will be based on the following criteria:

1. Did you state a clear position/answer on the topic?
2. Evidence: Did you support your topic with accurate and relevant information?
3. Organization: Did you organize your ideas in a logical and effective manner so your audience can understand and follow your thinking?
4. Sentence Fluency: Did you express your ideas clearly and fluently using your own Words (Choices and Voice)?
5. Do you edit for Conventions (grammar, usage, and mechanics)?

Brainstorm Ideas

Thesis Statement:

Argumentative Essay

Argumentative Essay

Argumentative Essay

ARGUMENTATIVE RUBRIC

	Exemplary	Proficient	Emerging	Developing	Beginning
Content	Student's response is highly relevant to the topic and includes a clear position/answer on the topic.	Student's response is relevant to the topic and includes a clear position/answer on the topic.	Student's response is somewhat relevant to the topic and includes a clear position/answer on the topic.	Student's response is somewhat relevant to the topic and includes a clear position/answer on the topic.	Student's response is not relevant to the topic and does not include a clear position/answer on the topic.
Organization	Student's response is well organized and easy to follow.	Student's response is organized and easy to follow.	Student's response is somewhat organized and easy to follow.	Student's response is somewhat organized and easy to follow.	Student's response is not organized and is difficult to follow.
Support	Student's response includes strong evidence to support the position/answer on the topic.	Student's response includes evidence to support the position/answer on the topic.	Student's response includes some evidence to support the position/answer on the topic.	Student's response includes some evidence to support the position/answer on the topic.	Student's response does not include evidence to support the position/answer on the topic.
Writing Conventions	Student's response is free of errors in grammar, usage, and mechanics.	Student's response has few errors in grammar, usage, and mechanics.	Student's response has some errors in grammar, usage, and mechanics.	Student's response has some errors in grammar, usage, and mechanics.	Student's response has many errors in grammar, usage, and mechanics.

Argumentative Graphic Organizer

Claim - What do I think?

Reasons - Why do I think this?

Reason 1

Reason 2

Reason 3

Conclusion / Summary

Opposing Argument

Weakness of Opposing Argument

Evidence - How do I know this?

Evidence 1 A

Evidence 1 B

Evidence 2 A

Evidence 2 B

Evidence 3 A


Evidence 3 B

PowerPoint

Argumentative Prompt

"The object of literature is to instruct, to animate, or to amuse."

"Tell-Tale Heart" Edgar Allan Poe



Write On! with Jamie © 2016

Argumentative Prompt

Prompt:

Read the following prompt & write an essay based on the instructions. The grade will be based on the rubric following the prompt.

The famous short story, "The Tell Tale Heart" by Edgar Allan Poe, is a disturbing and suspenseful tale. Poe creates this creepy tone through an unusual use of the narrator in the story.

Do you believe the narrator is sane or insane? Write to prove your opinion with specific examples from the text that provide evidence of the narrator's sanity or lack of sanity. Discuss how his actions and/or words support your belief.

Write On! with Jamie © 2016

Argumentative Prompt

Gather Ideas!

Is the narrator in "Tell-Tale Heart" sane or insane? What evidence from the story proves your opinion?

Narrator is Sane/Insane	Evidence

Once you have gathered several ideas on both sides, decide which information is the strongest. Then, move on to develop your **thesis statement**.

Write On! with Jamie © 2016

Argumentative Prompt

Thesis Statement

Use your ideas to develop a strong **Thesis Statement**.

Without a doubt, the narrator in "Tell-Tale Heart" is sane (insane) because _____, and _____.

Without a doubt, the narrator in "Tell-Tale Heart" is **sane (insane)**.


Revise:
Did you choose the best ideas?
Are there any words you can replace with stronger word choices?

Write On! with Jamie © 2016

Argumentative Prompt

"Argument is meant to reveal the truth, not to create it."

How to Write an Argumentative Essay




Write On! with Jamie © 2016

Argumentative Prompt

Your Turn to Write On!

Check List

- Review your ideas.
- Choose the best ideas for your essay.
- Develop a strong Thesis Statement.
- Evaluate and revise your Thesis Statement.
- Develop strong arguments and supporting evidence.
- Write your essay.




Write On! with Jamie © 2016

Included as
PPT &
Google Slide



PLUS 18 SLIDES

How to Write
an Argumentative Essay
Step-by-Step Tutorial



Step-by-Step Tutorial

Argumentative Prompt

"Argument is meant to reveal the truth, not to create it."



How to Write an Argumentative Essay



Write On! with Jamie ©2016

Argumentative Prompt

"Argument is meant to reveal the truth, not to create it."



Introduction Paragraph

PURPOSE:

To set up and state the writer's opinion



Write On! with Jamie ©2016

Argumentative Prompt

Writing the Essay Introduction



PARAGRAPH ELEMENTS:

- ✓ Draw your readers in with a fascinating **Grabber**.
(Quote, Creative Hook, Definition, Interesting Question, Riddle, Personal Experience, Opinion)
- ✓ Background information the reader needs to know in order to understand your opinion.

Write On! with Jamie ©2016

Argumentative Prompt

Writing the Essay Introduction cont.



PARAGRAPH ELEMENTS continued:

- ✓ Present an **opposing viewpoint** in the form of a complex sentence beginning with a **subordinate clause**.
Example (**Although many people believe** _____, **I disagree.**)
- ✓ End with a **thesis statement** (either **regular** or **implied**).

Write On! with Jamie ©2016

Step-by-Step Tutorial

Argumentative Prompt

"Argument is meant to reveal the truth, not to create it."



1st Body Paragraph

PURPOSE:

To prove the writer's opinion



Write On! with Jamie ©2016

Argumentative Prompt

Writing the Essay 1st Body Paragraph



PARAGRAPH ELEMENTS:

- ✍ **Topic Sentence:** Begin with a time order transition (First of all, To begin with, Initially, To begin, In the first place, etc.) This sentence is the main idea of the paragraph. It helps the readers better understand this topic.
- ✍ **Explain Topic Sentence:** If you need to explain your topic sentence, do so here.

Write On! with Jamie ©2016

Argumentative Prompt

Writing the Essay 1st Body Paragraph continued



PARAGRAPH ELEMENTS continued:

- ✍ **Introduce Evidence:** Introduce your evidence with a transitional device. (For example, For instance, A perfect example of this is, This reminds me of, Recently, I read, One such instance, I am reminded of, Just the other day, etc.) followed by a complete sentence detailing the **evidence**.

Write On! with Jamie ©2016

Argumentative Prompt

Writing the Essay 1st Body Paragraph continued



PARAGRAPH ELEMENTS continued:

- ✍ **State Evidence:** Expand on the supporting evidence (reasons, examples, facts, statistics, and/or quotations) and how it proves/supports/explains your topic sentence.
- ✍ **Explain Evidence:** The evidence proves the point you are trying to make in this paragraph. This section is often at least 1-3 sentences.

Write On! with Jamie ©2016

Step-by-Step Tutorial

Argumentative Prompt



Writing the Essay
1st Body Paragraph
continued



PARAGRAPH ELEMENTS continued:

- ✍ **Concluding Sentence:** Begin with a Justifier Transition (Without a doubt, Obviously, Clearly, Indeed, Thus, etc.). End your paragraph with a concluding sentence that reasserts the topic sentence of this paragraph.

Write On! with Jamie ©2016

Argumentative Prompt



"Argument is meant to reveal the truth, not to create it."



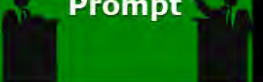
2nd, 3rd, etc. Body Paragraphs
PURPOSE:

To prove the writer's opinion



Write On! with Jamie ©2016

Argumentative Prompt



Writing the Essay
2nd, 3rd, etc.
Body Paragraphs

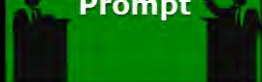


PARAGRAPH ELEMENTS:

- ✍ **Topic Sentence:** Begin with a time order transition (Also, Furthermore, Additionally, In addition, Moreover, etc.)
This sentence is the main idea of the paragraph. It helps the readers better understand this topic.
- ✍ **Explain Topic Sentence:** If you need to explain your topic sentence, do so here.

Write On! with Jamie ©2016

Argumentative Prompt



Writing the Essay
2nd, 3rd, etc.
Body Paragraphs cont.



PARAGRAPH ELEMENTS continued:

- ✍ **Introduce Evidence:** Introduce your evidence with a transitional device. (For example, For instance, A perfect example of this is, This reminds me of, Recently, I read, One such instance, I am reminded of, Just the other day, etc.) followed by a complete sentence detailing the **evidence**.

Write On! with Jamie ©2016

Step-by-Step Tutorial

Argumentative Prompt

Writing the Essay

2nd, 3rd, etc.
Body Paragraphs cont.



PARAGRAPH ELEMENTS continued:

- ✍ **State Evidence:** Expand on the supporting evidence (reasons, examples, facts, statistics, and/or quotations) and how it proves/supports/explains your topic sentence.
- ✍ **Explain Evidence:** The evidence proves the point you are trying to make in this paragraph. This section is often at least 1-3 sentences.

Write On! with Jamie © 2016

Argumentative Prompt

Writing the Essay

2nd, 3rd, etc.
Body Paragraphs cont.



PARAGRAPH ELEMENTS continued:

- ✍ **Concluding Sentence:** Begin with a Justifier Transition (Without a doubt, Obviously, Clearly, Indeed, Thus, etc.). End your paragraph with a concluding sentence that reasserts the topic sentence of this paragraph.

Write On! with Jamie © 2016

Argumentative Prompt

"Argument is meant to reveal the truth, not to create it."



Conclusion Paragraph

PURPOSE:

To remind readers of your argument and supporting evidence



Write On! with Jamie © 2016

Argumentative Prompt

Writing the Essay

Conclusion



PARAGRAPH ELEMENTS:

- ✍ **Begin with a summation transition** (To conclude, In summation, To summarize, In conclusion, etc.) and a different type of thesis statement from the first paragraph (Thesis in two sentences regular, implied).
- ✍ **Restates your paper's overall opinion and supporting evidence.**

Write On! with Jamie © 2016

Step-by-Step Tutorial

Argumentative Prompt

Writing the Essay Conclusion cont.



PARAGRAPH ELEMENTS continued:

✍ End with referencing the type of **Grabber** you used in the introduction.

(Quote, Creative Hook, Definition, Riddle, Interesting Question, Personal Experience, Opinion)

Write On! with Jamie © 2016

Argumentative Prompt

Your Turn to Write On!



Check List

- ✍ Review your ideas.
- ✍ Choose the best ideas for your essay.
- ✍ Develop a strong Thesis Statement.
- ✍ Evaluate and revise your Thesis Statement.
- ✍ Develop strong arguments and supporting evidence.
- ✍ Write your essay.



Write On! with Jamie © 2016


Google Links Pages

HOW TO USE THIS RESOURCE

To get started, you will need:

- #1: Internet Access
- #2: Google Account

To create a Google Account, Click on the icon




To access Google Slides & Worksheets:

- #1: Click on the links provided on the next two pages
- #2: Make a copy of the slides (this will save to your Google account)
- #3: Share the link by clicking 'Share'
- #4: Students will need to follow the link on the first page of the student workbooks



Argumentative Writing for Google Classroom

Click on the icon to download:

PowerPoint




Video




Argumentative Writing for Google Classroom


Click on the icon to download:



Graphic Organizer



Rubric



Student Worksheets

Simply **Click** on the **Icon** next to the resource you want, and you are **ready to go!**

Lesson Plans

Includes:

- Instructional Focus
- Instructional Procedures
- Objective/Goals
- Guided Practice
- Differentiation
- Enrichment Activities
- I Can Statement
- Essential Question
- CCSS
- ESE & ELL Strategies
- Includes 6th, 7th, & 8th



Student Worksheet

Student Worksheet
Allows the
students to
brainstorm,
develop a thesis
statement, and
outline an
Argument Essay.



"Tell-Tale Heart" Edgar Allan Poe


The famous short story, "The Tell Tale Heart" by Edgar Allan Poe, is a disturbing and suspenseful tale. Poe creates this creepy tone through an unusual use of the narrator in the story. Do you believe the narrator is sane or insane? Write to prove your opinion with specific examples from the text that provide evidence of the narrator's sanity or lack of sanity. Discuss how his actions and/or words support your belief.

Your score will be based on the following criteria:

1. **Did you state a clear position/answer on the topic?**
2. **Ideas** - Did you support your topic with accurate and relevant information?
3. **Organization**-Did you organize your ideas in a logical and effective manner so your audience can understand and follow your thinking?
4. **Sentence Fluency**-Did you express your ideas clearly and fluently using your own **Word Choice** and **Voice**?
5. Did you edit for **Conventions** (grammar, usage, and mechanics)?

Brainstorm Ideas

Thesis Statement:

©Write On! with Jamie 2016 

Included as PDF
and Google Slides



Step-by-Step Tutorial

Included as PDF
& Google Slides



How to Write an Argumentative Essay

Introduction Paragraph

Type of

Grabber

Notes

Background Information

Opposing Viewpoint

Although many people believe _____,
I disagree.

Thesis Statement

First Body Paragraph

Time Order Transition

Topic Sentence

Explain Topic Sentence (link to supporting evidence)

Introduce Supporting Evidence with Transitional Device

©Write On! with Jamie 2016

How to Write an Argumentative Essay

Notes to State and Explain Evidence (Reason, Example, Fact, Statistic, Quote)

Concluding Sentence Justifier Transition

Concluding Sentence

Second Body Paragraph

Time Order Transition

Topic Sentence

Explain Topic Sentence (link to supporting evidence)

Introduce Supporting Evidence with Transitional Device

Notes to State and Explain Evidence (Reason, Example, Fact, Statistic, Quote)

Concluding Sentence Justifier Transition

Concluding Sentence

Third Body Paragraph

Transition

©Write On! with Jamie 2016

How to Write an Argumentative Essay

(link to supporting evidence)

Evidence with Transitional Device

Introduce Evidence (Reason, Example, Fact, Statistic, Quote)

Justifier Transition

Conclusion Paragraph

Summation Transition
Different Type of Thesis

Restate Overall Opinion

Reference Specific Grabber Used

©Write On! with Jamie 2016

Rubric / Graphic Organizer

Included as PDF
& Google Slides



ARGUMENTATIVE RUBRIC				
	Exemplary 100%	Proficient 86%	Emerging 73%	Not Yet Demonstrated 60%
Introduction/Thesis Background/History Defining the Problem Thesis Statement 15 Points Student Total	Well-developed introduction engages the reader and creates interest. Contains detailed background information and a clear explanation of the problem. Thesis clearly states a significant and compelling position.	Introduction creates interest and contains background information. Thesis clearly states a problem and the writer's position is evident.	Introduction adequately explains the background of the problem, but may lack clarity. Thesis states a problem, but writer's position may not be evident.	Background details are a random collection of information, are unclear, and may be loosely related to the topic. Thesis/position is vague or not stated.
	15 pts.	13 pts.	11 pts.	9 pts.
Argumentative Points Body Paragraphs Refutation Conclusion 40 Points Student Total	Well-developed argument points directly support the writer's thesis / position. Supporting examples are concrete and detailed. Commentary is logical and well-thought-out. Refutation acknowledges opposing viewpoints clearly. Conclusion revisits the thesis in a new way.	Most argumentative points are related to the thesis, but one may lack sufficient support or deviates from thesis. Refutation acknowledges opposing viewpoint(s) with some logic and clarity. Conclusion summarizes thesis and key points with some "fresh" commentary present.	More than one argument point lacks sufficient details and support. Writer attempts to address one or more opposing arguments, but does not refute the opposition clearly or adequately. Conclusion mirrors introduction too closely, with little or no new commentary on the writer's thesis / position.	Most argumentative points are poorly developed. Refutation is missing or vague. Commentary is not present. Conclusion does not re-visit the thesis or summarize key argumentative point(s).
	40 pts.	34 pts.	29 pts.	24 pts.
Organization Structure Transitions 15 Points Student Total	Logical progression of ideas with a clear structure that enhances the thesis. Transitions are smooth and provide coherence between and among ideas.	Logical progression of ideas. Transitions are present throughout essay and provide adequate coherence between and among ideas.	Organization is clear. Transitions are present, but may not lend to coherence between and among ideas.	No discernible organization. Transitions are not present.
	15 pts.	13 pts.	11 pts.	9 pts.
Style & Conventions Syntax (sentence variety & "flow") Diction (word choice) Tone Spelling, punctuation, & capitalization 20 Points Student Total	Writing is smooth, skillful, and coherent. Sentences are strong and expressive with varied structure. Diction is consistent and words are well-chosen. The tone is highly consistent with writer's position / thesis and appropriate throughout essay. Punctuation, spelling, & capitalization are accurate with few or no errors.	Writing is clear and sentences have some varied structure. Diction is appropriate. Tone is generally consistent with writer's position / thesis and appropriate throughout essay. Punctuation, spelling, & capitalization are generally accurate, with some errors.	Writing is clear, but sentences may lack variety. Diction is sometimes inconsistent and/or inappropriate at various points in essay. Tone may be inconsistent with writer's position / thesis. Several errors in punctuation, spelling, & capitalization distract reader.	Writing is confusing and hard to follow. Contains fragments and/or run-on sentences. Diction is inappropriate and inconsistent throughout essay. Tone of piece is highly inconsistent with writer's position / thesis. Many errors in punctuation, spelling, & capitalization distract reader.
	20 pts.	17 pts.	15 pts.	12 pts.
Sources Use of Sources Format Relevance/Reliability 10 Points Student Total	Evidence from sources is smoothly and logically integrated into essay and serves to add credibility & insight into writer's position / thesis. All sources are cited accurately and are highly relevant and reliable.	Evidence from source(s) is integrated into the text. Most sources are cited accurately and are generally relevant and reliable.	Some source material is used and may or may not lend credibility to writer's position/thesis. Several sources may not be cited accurately. Relevance and reliability may be questionable.	Few or no source material is used. Source citations are not evident or may be highly inaccurate. Relevance and/or reliability are strongly in question.
	10 pts.	9 pts.	7 pts.	6 pts.

Write On! with Jamie©2016

Argumentative Graphic Organizer

Claim – What do I think?

Opposing Argument

Weakness of Opposing Argument

Reasons – Why do I think this?

Reason 1

Reason 2

Reason 3

Evidence – How do I know this?

Evidence 1 A

Evidence 1 B

Evidence 2 A

Evidence 2 B

Evidence 3 A

Evidence 3 B

Conclusion / Summary

Write On! with Jamie©2016