




aerospace
 climate control
 electromechanical
 filtration
fluid & gas handling
 hydraulics
 pneumatics
 process control
 sealing & shielding



Parker Industrial Hose

Maintenance, Repair & Overhaul

Catalog 4820 • April 2015



ENGINEERING YOUR SUCCESS.



This QR tag enables you to see additional product and other content on the web using your mobile phone. You will need a QR reader to get started. Please visit www.mobile-barcodes.com/qr-code-software for more information and a list of QR code readers you can install at no cost.



WARNING – USER RESPONSIBILITY

FAILURE OR IMPROPER SELECTION OR IMPROPER USE OF THE PRODUCTS DESCRIBED HEREIN OR RELATED ITEMS CAN CAUSE DEATH, PERSONAL INJURY AND PROPERTY DAMAGE.

- This document and other information from Parker-Hannifin Corporation, its subsidiaries and authorized distributors provide product or system options for further investigation by users having technical expertise.
- The user, through its own analysis and testing, is solely responsible for making the final selection of the system and components and assuring that all performance, endurance, maintenance, safety and warning requirements of the application are met. The user must analyze all aspects of the application, follow applicable industry standards, and follow the information concerning the product in the current product catalog and in any other materials provided from Parker or its subsidiaries or authorized distributors.
- To the extent that Parker or its subsidiaries or authorized distributors provide component or system options based upon data or specifications provided by the user, the user is responsible for determining that such data and specifications are suitable and sufficient for all applications and reasonably foreseeable uses of the components or systems.



Parker Safety Guide for Selecting and Using Hose, Tubing, Fittings and Related Accessories

Parker Publication No. 4400-B.1
Revised: November, 2007

WARNING: Failure or improper selection or improper use of hose, tubing, fittings, assemblies or related accessories (“Products”) can cause death, personal injury and property damage. Possible consequences of failure or improper selection or improper use of these Products include but are not limited to:

- Fittings thrown off at high speed.
- High velocity fluid discharge.
- Explosion or burning of the conveyed fluid.
- Electrocution from high voltage electric powerlines.
- Contact with suddenly moving or falling objects that are controlled by the conveyed fluid.
- Injections by high-pressure fluid discharge.
- Dangerously whipping hose.
- Contact with conveyed fluids that may be hot, cold, toxic or otherwise injurious.
- Sparking or explosion caused by static electricity buildup or other sources of electricity.
- Sparking or explosion while spraying paint or flammable liquids.
- Injuries resulting from inhalation, ingestion or exposure to fluids.

Before selecting or using any Parker hose, fittings or related accessories, it is important that you read and follow the instructions in this Industrial Hose Catalog 4801, and the Parker Safety Guide for Selecting and Using Hose, Fittings and Related Accessories, Parker Publication No. 4400-B.1, November 2007 (refer to the Safety and Technical section of this catalog). Only hose from Parker’s Stratoflex Products Division is approved for in-flight aerospace applications.

Offer of Sale

Parker Hannifin Corporation, its subsidiaries or its authorized distributors hereby offer the items described in this document for sale. The provisions in the “Offer of Sale” stated on page 77 of this catalog govern this offer and its acceptance.

© Copyright 2015, Parker Hannifin Corporation, All Rights Reserved. Trademarks used herein are the property of their respective owners.



Parker Industrial Hose Customer Service
866 810 HOSE (4673) 800 242 HOSE (4673)
Wickliffe, OH South Gate, CA
Eastern USA Western USA
www.safehose.com
www.hosefinder.com
e-mail: indhose@parker.com

www.comoso.com

Industrial Hose Products, Catalog 4820

Industrial hose is commonly used to transfer abrasives, air, chemicals, fuel, oil, water and a wide variety of other materials to keep equipment and systems producing at maximum capacity.

This catalog offers popular hoses for standard applications for maintenance, repair and overhaul (MRO) work. For other applications and the full line of Parker industrial hose, refer to Catalog 4800.

To download a PDF or order a printed copy of industrial hose literature, please visit safehose.com and click “Literature.”

Contents

■	Index by Series.....	ii
■	Index by Application and Series	ii
■	Introduction	iii
■	Air & Multipurpose	1
■	Chemical.....	15
■	Coolant & Engine.....	19
■	Food & Beverage.....	27
■	Marine.....	37
■	Material Handling.....	42
■	Petroleum – Transport.....	47
■	Steam	52
■	Water	56
■	Welding.....	65
■	Safety & Technical Information	69
■	Offer of Sale	75

Index by Series

Series	Page	Series	Page	Series.....	Page
100.....	27	7219.....	22	SS122.....	64
125.....	29	7244.....	43	SS135.....	44
126.....	29	7258.....	60	SS197.....	34
389.....	19	7263.....	53	SS247.....	45
397.....	20	7263C.....	52	SS269.....	38
7031.....	1	7263E.....	53	SW360.....	14
7031R.....	1	7264.....	53	SW387.....	46
7057.....	1	7264C.....	52	SW569.....	40
7092.....	1	7268E.....	11	SW630.....	35
7093.....	1	7306E.....	56	SW640.....	36
7094.....	4	7330.....	49	SWC316.....	50
7095.....	4	7373T.....	15	SWC316R.....	50
7096.....	1	7392E.....	57	SWC609.....	51
7107.....	6	7395.....	24	SWC609R.....	51
7109.....	65	7399.....	26	SWC683.....	16
7126.....	67	7541.....	58	SWC683G.....	16
7165.....	37	7542.....	59	SWC693.....	18
7181.....	21	7560.....	62		
7204.....	42	7581.....	31	Couplings	Page
7211.....	8	ES269.....	38	CS.....	55
7212.....	9	GPH.....	12	7610/CS.....	55
7216.....	47	SM382.....	32	7612.....	55
7216E.....	48	SP330.....	33		
7217.....	47	SS111.....	63		

Index by Application and Series

Application Series in this section	Page
Air & Multipurpose	1
7031, 7031R, 7057, 7092, 7093, 7094, 7095, 7096, 7107, 7211, 7212, 7268E, GPH, SW360	
Chemical	15
7373T, SWC683, SWC683G, SWC693	
Coolant & Engine	19
389, 397, 7181, 7219, 7395, 7399	
Food & Beverage	27
100, 125, 126, 7581, SM382, SP330, SS197, SW630, SW640	
Marine	37
7165, ES269, SS269, SW569	
Material Handling	42
7204, 7244, SS135, SS247, SW387	
Petroleum – Transport	47
7216, 7216E, 7217, 7330, SWC316, SWC316R, SWC609, SWC609R	
Steam	52
7263, 7263C, 7263E, 7264, 7264C, 7610/CS, 7612, CS	
Water	56
7306E, 7392E, 7541, 7542, 7258, 7560, SS111, SS122	
Welding	65
7109, 7126	



Parker Hannifin Corporation

Your Partner for Motion Control Solutions

Parker Hannifin is a global Fortune 250 company and the world's leading supplier of motion control products, systems and solutions. The corporation posts over \$13 billion in annual sales and delivers hydraulic, pneumatic, electromechanical, fluid connector and filtration technology to more than 13,000 worldwide distribution and MRO outlets.

Parker's extensive product lines encourage single-sourcing of fluid and material transfer, fluid power and motion control applications, and Parker's state-of-the-art solutions—such as integrated systems, kitting services and standard and customized products—are supported by superior application engineering and technical expertise.



With global headquarters in Cleveland, Ohio, and manufacturing and distribution facilities located strategically throughout North America, Europe, Asia and South America, Parker is truly a global partner. Parker is listed on the NYSE as PH.

Circle of Safety Philosophy

The Parker *Circle of Safety* program was the first to recognize and address the exorbitant costs of industrial hose litigation. Although organizations such as the National Association for Hose and Accessories Distribution (NAHAD), in cooperation with Parker and other industry leaders, have established basic hose assembly design and fabrication training programs, there are few comprehensive industrial hose assembly safety standards similar to those established for high-pressure hydraulic hose applications.

Since many suppliers in this industry manufacture only one hose assembly component—hose, couplings, or attachment devices—there is great risk for a hose assembly failure due to mismatched or unqualified components. The innovative

Parker *Circle of Safety* program was the first to build a tested and validated link between the component supplier (Parker), the distributor/fabricator and the end-user of the industrial hose assembly. No more mixing and matching of components means no more worries. Parker is the preferred single-source for safe and reliable hose assembly solutions in a wide range of applications and markets.

Qualified and Validated Hose Assemblies

When hose assemblies must operate under high pressures or in critical applications, crimping is recommended versus bands or clamps to attach couplings. The *Circle of Safety* program enables selection of the most appropriate hose, crimp couplings and fabrication methods to ensure



that a hose assembly meets the maximum rated working pressure and design factor of the hose.

After testing, qualified crimp specifications are entered onto CrimpSource®, a real-time online database accessible through www.safehose.com. As new hoses are added to the product offering and tested and qualified, CrimpSource is updated with the appropriate hose assembly specifications. Additional crimp specifications are established based upon an easy distributor-request procedure, also accessible through CrimpSource.

Customer Service and Product Support

Live Customer Service

Toll-Free Customer Service

8:00 am - 8:00 pm ET, M-F

866-810-HOSE (4673)

800-242-HOSE (4673)

Parker provides significant customer support through live, toll-free nationwide Customer Service availability twelve hours per workday, as well as through a network of local Fluid Connectors sales representatives, regional industrial hose sales specialists, product sales managers and engineers.

HoseFinder Smart Phone App


Parker in Your Pocket

Register, Download and Go! Parker's HoseFinder mobile device application includes industrial hose products for a convenient, easy to use, quick product reference. It's like having a Parker catalog in your pocket.

Functionality includes:

- *Product catalog data with easy navigation*
- *Product search capability by size, temperature and pressure*
- *Distributor locators that point to industrial and specialty Circle of Safety distributors*

Visit www.hosefinder.com to register and begin using the free HoseFinder app.



Online Service and Support

www.safehose.com

The safehose.com website is an easy-to-use location for online product support. It contains:

- *Product information*
- *Product selector*
- *Product cross-reference*
- *Circle of Safety distributor locator*
- *CrimpSource crimp specifications*
- *Safety and technical resources*
- *Literature downloads and ordering*
- *Divisional news and event calendar*



Parker: Here Today and Here Tomorrow

No matter what the requirement, Parker provides the people, systems and support to efficiently and cost-effectively handle the job. We offer hoses to transfer diverse materials such as hot air, harsh abrasives, aggressive chemicals, pure foods, volatile fuels, flammable gases, superheated steam and jetting water in demanding applications. Our products and services bring together the high quality and outstanding support you require—from a financially strong and technically driven American company.



Hose Selection

This catalog provides guidance for selecting the proper hose for the applications listed herein. It contains many cautions, descriptions, directions and warnings for the safe and proper use of Parker industrial hose. All aspects of hose selection criteria should be clearly understood before recommending, suggesting, specifying or using any hoses.

⚠ WARNING! Failure to follow recommended application information and recommended procedures for selection, installation, care, maintenance and storage of hose, couplings or hose assemblies may result in failure of the product to perform properly and may result in damage to property, serious bodily injury or death. Make sure that hose selected for any application is appropriate and suitable for that service. Application information is given with each hose listed in the Parker catalog. Refer to the Safety and Technical Data section of this catalog for information regarding safety, care, maintenance and storage. Contact Parker or your local Parker distributor for assistance.

Hose Selection Procedure

- A. If you know the Parker series number, find the page number in the “Index by Series” on page ii.
- B. If you don’t know the Parker series number, see the “Index by Application and Series” on page ii, which is divided into various application categories.
- C. If you don’t know the Parker series number or name:

Use the “STAMPED” guide to assist in determining the correct hose, coupling, and attachment method when selecting a hose.

S**IZE:** Hose inside diameter, outside diameter and overall length

T**EMPERATURE:** Maximum temperature of the material being conveyed and of the application environment

A**PPPLICATION:** External conditions/environment such as abrasion, bend radius, climate/temperature, crushing, flexing, kinking and exposure to chemicals, oil, ozone and ultraviolet light

M**EDIA:** Type and concentration of material being conveyed and compatibility with the hose

P**RESSURE:** Maximum system pressure, including pressure spikes

E**ND****S:** Style, type, attachment method, pressure rating and material compatibility of end couplings and connections

D**ELIVERY:** Testing, packaging and delivery requirements

Other considerations: Abrasion, color, conductivity/nonconductivity, suction/vacuum; industry or regulatory specifications or standards

- D. If you can’t determine the appropriate or suitable hose or have special requirements, call Parker Customer Service at 866-810-HOSE (4673) or 800-242-HOSE (4673).

The hose listings in this catalog provide detailed information to help select the correct hose for most applications. Also refer to the Safety and Technical section of this catalog for general product information. The hose listings include recommended coupling styles. Refer to the Couplings and Equipment section of Catalog 4800 for specific product information.

⚠ WARNING! Many product pages contain comparisons to competitor products. These are provided as a tool to identify parts similar in form, fit, or function and are not intended as direct cross-references or direct interchanges to Parker products. The user must take care to compare any variances in materials and constructions between manufacturers, and to ensure the selected hose does not constitute a safety risk or change in required performance. For a more complete guide, refer to www.safehose.com.



Other cover colors available:

7031(R) (Green)	
7057 (Blue)	
7096 (Yellow)	

GST® II General Service Hose

Series 7031(R) (Green), Series 7057 (Blue), Series 7092 (Red), Series 7093 (Black), and Series 7096 (Yellow)

GST® II hose is a versatile general purpose hose designed to handle air, mild chemicals and water. The hose construction incorporates a tube that is compatible with light oil mists found in air tool lubricating systems, and the multiple plies of textile reinforcement provide flexibility. The cover is resistant to abrasion, heat and ozone, and is available in multiple standard colors for color-coded identification.

NOTE: Do not with use with oil or refined fuel.

Tube:	Black EPDM; ARPM Class C oil resistance
Reinforcement:	Multiple textile plies
Cover:	Black, blue, green, red, yellow EPDM; smooth finish
Temp. Range:	-40°F to +212°F (-40°C to +100°C)
Brand Method:	White ink on black, blue, green, red hose; black ink on yellow hose
Brand Example:	PARKER (SERIES) GST® II (ID) XXX PSI MAX WP MADE IN USA (DATE CODE)
Design Factor:	4:1
Industry Standards:	ARPM Class C oil resistant tube; ARPM IP-7 (7031R only)
Applications:	<ul style="list-style-type: none"> • Air (including oil mist), mild chemicals, water • Agriculture, construction, general industrial
Vacuum:	Not recommended
Compare to:	ContiTech Horizon General Purpose; Eaton Boston Bosflex A/W; Gates Adapta Flex; Thermoid Valuflex GS
Packaging:	Reels; cartons

(Continued on the following page)

⚠ WARNING! Couplings attached with bands or clamps may reduce the working pressure of the hose assembly to less than the maximum rated working pressure of the hose. Refer to the NAHAD Industrial Hose Assembly Guidelines.

Series 7031(R), Series 7057, Series 7092, Series 7093, and Series 7096 – GST® II General Service Air & Water Hose (Continued)

Part Number 7092 or 7093	ID (in)	ID (mm)	Reinf Plies	OD (in)	OD (mm)	Approx Wt (lbs/ft)	Approx Wt (kgs/ft)	Min Bend Rad (in)	Min Bend Rad (mm)	Max Rec WP (psi)	Max Rec WP (bar)	Perm Cplg Rec *	Std Pack Qty (ft)	7092 Stock Status **	7093 Stock Status **
-19200	3/16	4.8	2	0.437	11.1	0.07	0.03	2.0	50.8	200	13.8	*	800	N	Y
-19300	3/16	4.8	2	0.437	11.1	0.07	0.03	2.0	50.8	300	20.7	*	800	N	N
-25200	1/4	6.4	2	0.500	12.7	0.09	0.04	2.5	63.5	200	13.8	HY	800	Y	Y
-2520050	1/4	6.4	2	0.500	12.7	0.09	0.04	2.5	63.5	200	13.8	HY	50	Y	N
-25250	1/4	6.4	2	0.508	12.9	0.10	0.05	3.0	76.2	250	17.2	HY	800	N	N
-25300	1/4	6.4	2	0.550	14.0	0.12	0.05	3.3	83.8	300	20.7	HY	800	Y	Y
-2530050	1/4	6.4	2	0.550	14.0	0.12	0.05	3.3	83.8	300	20.7	HY	50	Y	N
-31200	5/16	7.9	2	0.594	15.1	0.12	0.05	3.3	83.8	200	13.8	HY	750	Y	Y
-31300	5/16	7.9	2	0.625	15.9	0.14	0.06	3.5	88.9	300	20.7	HY	750	Y	Y
-3130050	5/16	7.9	2	0.625	15.9	0.14	0.06	3.5	88.9	300	20.7	HY	50	N	N
-38200	3/8	9.5	2	0.656	16.7	0.14	0.06	3.5	88.9	200	13.8	HY	700	Y	Y
-3820050	3/8	9.5	2	0.656	16.7	0.14	0.06	3.5	88.9	200	13.8	HY	50	Y	N
-38250	3/8	9.5	2	0.656	16.7	0.14	0.06	4.0	101.6	250	17.2	HY	700	N	N
-38300	3/8	9.5	2	0.688	17.5	0.16	0.07	4.0	101.6	300	20.7	HY	700	Y	Y
-3830050	3/8	9.5	2	0.688	17.5	0.16	0.07	4.0	101.6	300	20.7	HY	50	Y	N
-50200	1/2	12.7	2	0.813	20.7	0.20	0.09	4.5	114.3	200	13.8	HY	550	Y	Y
-5020050	1/2	12.7	2	0.813	20.7	0.21	0.10	4.5	114.3	200	13.8	HY	50	Y	N
-50250	1/2	12.7	2	0.844	21.4	0.22	0.10	4.5	114.3	250	17.2	HY	550	Y	Y
-50254	1/2	12.7	4	0.860	21.8	0.23	0.10	5.0	127.0	250	17.2	HY	500	N	N
-50304	1/2	12.7	4	0.875	22.2	0.24	0.11	5.0	127.0	300	20.7	HY	500	Y	Y
-5030450	1/2	12.7	4	0.875	22.2	0.24	0.11	5.0	127.0	300	20.7	HY	50	Y	N
-63200	5/8	15.9	2	0.969	24.6	0.24	0.11	5.5	139.7	200	13.8	HY	450	Y	Y
-6320050	5/8	15.9	2	0.969	24.6	0.24	0.11	5.5	139.7	200	13.8	HY	50	Y	Y
-63254	5/8	15.9	4	1.030	26.2	0.32	0.15	6.0	152.4	250	17.2	HY	450	N	N
-63304	5/8	15.9	4	1.062	27.0	0.35	0.16	5.5	139.7	300	20.7	HY	450	Y	Y
-75200	3/4	19.1	2	1.109	28.2	0.32	0.15	6.0	152.4	200	13.8	HY	400	Y	Y
-7520050	3/4	19.1	2	1.109	28.2	0.32	0.15	6.0	152.4	200	13.8	HY	50	Y	Y
-75254	3/4	19.1	4	1.156	29.4	0.37	0.17	6.0	152.4	250	17.2	HY	400	N	N
-7525450	3/4	19.1	4	1.156	29.4	0.37	0.17	6.0	152.4	250	17.2	HY	50	N	N
-75304	3/4	19.1	4	1.156	29.4	0.37	0.17	6.0	152.4	300	20.7	HY	400	Y	Y
-7530450	3/4	19.1	4	1.156	29.4	0.37	0.17	6.0	152.4	300	20.7	HY	50	Y	N
-100200	1	25.4	2	1.406	35.7	0.47	0.21	7.0	177.8	200	13.8	HY	300	Y	Y
-10020050	1	25.4	2	1.406	35.7	0.47	0.21	7.0	177.8	200	13.8	HY	50	Y	Y
-100254	1	25.4	4	1.408	35.8	0.47	0.21	8.0	203.2	250	17.2	HY	300	N	N
-100304	1	25.4	4	1.438	36.5	0.51	0.23	8.0	203.2	300	20.7	HY	300	Y	Y
-10030450	1	25.4	4	1.438	36.5	0.53	0.24	8.0	203.2	300	20.7	HY	50	Y	N

Factory Assemblies: Air, Service Station Air, Jackhammer and Sledgehammer hose assemblies available from stock in popular configurations.

* **Couplings:** Refer to CrimpSource® at www.safehose.com for coupling recommendations and crimp specifications.

** **Stock:** “Y” indicates stocked item; “N” indicates non-stocked item. Stock status subject to change. Contact Parker Customer Service.

(Continued on the following page)



Series 7031(R), Series 7057, Series 7092, Series 7093, and Series 7096 – GST® II General Service Air & Water Hose (Continued)

Series 7092 (Red) and Series 7093 (Black) (Continued)

Part Number 7092 or 7093	ID (in)	ID (mm)	Reinf Plies	OD (in)	OD (mm)	Approx Wt (lbs/ft)	Approx Wt (kgs/ft)	Min Bend Rad (in)	Min Bend Rad (mm)	Max Rec WP (psi)	Max Rec WP (bar)	Perm Cplg Rec *	Std Pack Qty (ft)	7092 Stock Status **	7093 Stock Status **
-125204	1-1/4	31.8	4	1.781	45.2	0.77	0.35	9.0	228.6	200	13.8	HY	250	Y	Y
-150204	1-1/2	38.1	4	2.031	51.6	0.84	0.38	10.0	254.0	200	13.8	43	200	Y	Y
-15020450	1-1/2	38.1	4	2.031	51.6	0.84	0.38	10.0	254.0	200	13.8	43	50	Y	N
-150204100	1-1/2	38.1	4	2.031	51.6	0.84	0.38	10.0	254.0	200	13.8	43	100	Y	N
-200154	2	50.8	4	2.550	64.8	1.13	0.51	14.0	355.6	200	13.8	43	250	Y	Y

Factory Assemblies: Air, Service Station Air, Jackhammer and Sledgehammer hose assemblies available from stock in popular configurations.

* **Couplings:** Refer to CrimpSource® at www.safehose.com for coupling recommendations and crimp specifications.

** **Stock:** “Y” indicates stocked item; “N” indicates non-stocked item. Stock status subject to change. Contact Parker Customer Service.

Series 7031 / 7031(R) (Green)

7031R meets ARPM IP-7 requirements for Grade R oxygen service in welding applications.

Brand Example: PARKER 7031 GST® II/OXYGEN 3/4 ID (19.1mm) MAX WP 300 PSI (200 PSI OXYGEN) ARPM IP-7-2008 STD DUTY GRADE R MADE IN USA (DATE CODE)

Part Number	ID (in)	ID (mm)	Reinf Plies	OD (in)	OD (mm)	Approx Wt (lbs/ft)	Approx Wt (kgs/ft)	Min Bend Rad (in)	Min Bend Rad (mm)	Max Rec WP (psi)	Max Rec WP (bar)	Perm Cplg Rec *	Std Pack Qty (ft)	Stock Status **
7031-50250	1/2	12.7	2	0.844	21.4	0.23	0.10	4.5	114.3	250	17.2	HY	500	Y
7031-75304R	3/4	19.1	4	1.156	29.4	0.37	0.17	6.0	152.4	300†	20.7†	HY	400	Y
7031-7530450R	3/4	19.1	4	1.156	29.4	0.37	0.17	6.0	152.4	300†	20.7†	HY	50	Y

† 200 psi (13.8 bar) maximum recommended working pressure for oxygen service.

* **Couplings:** Refer to CrimpSource® at www.safehose.com for coupling recommendations and crimp specifications.

** **Stock:** “Y” indicates stocked item; “N” indicates non-stocked item. Stock status subject to change. Contact Parker Customer Service.

Series 7057 (Blue)

Part Number	ID (in)	ID (mm)	Reinf Plies	OD (in)	OD (mm)	Approx Wt (lbs/ft)	Approx Wt (kgs/ft)	Min Bend Rad (in)	Min Bend Rad (mm)	Max Rec WP (psi)	Max Rec WP (bar)	Perm Cplg Rec *	Std Pack Qty (ft)	Stock Status **
7057-50250	1/2	12.7	2	0.844	21.4	0.23	0.10	4.5	114.3	250	17.2	HY	500	Y
7057-75304	3/4	19.1	4	1.156	29.4	0.37	0.17	6.0	152.4	300	20.7	HY	350	Y
7057-7530450	3/4	19.1	4	1.156	29.4	0.37	0.17	6.0	152.4	300	20.7	HY	50	Y

* **Couplings:** Refer to CrimpSource® at www.safehose.com for coupling recommendations and crimp specifications.

** **Stock:** “Y” indicates stocked item; “N” indicates non-stocked item. Stock status subject to change. Contact Parker Customer Service.

Series 7096 (Yellow)

Part Number	ID (in)	ID (mm)	Reinf Plies	OD (in)	OD (mm)	Approx Wt (lbs/ft)	Approx Wt (kgs/ft)	Min Bend Rad (in)	Min Bend Rad (mm)	Max Rec WP (psi)	Max Rec WP (bar)	Perm Cplg Rec *	Std Pack Qty (ft)	Stock Status **
7096-75304	3/4	19.1	4	1.156	29.4	0.37	0.17	6.0	152.4	300	20.7	HY	400	Y
7096-7530450	3/4	19.1	4	1.156	29.4	0.37	0.17	6.0	152.4	300	20.7	HY	50	Y

* **Couplings:** Refer to CrimpSource® at www.safehose.com for coupling recommendations and crimp specifications.

** **Stock:** “Y” indicates stocked item; “N” indicates non-stocked item. Stock status subject to change. Contact Parker Customer Service.





MPT® II Multipurpose Oil Resistant Hose – Nonconductive

Series 7094 (Red) and Series 7095 (Black)

Series 7094/7095 is a versatile, nonconductive multipurpose hose designed to handle air, mild chemicals, oil and water. The hose construction is electrically nonconductive with a minimum resistance of one megaohm per inch at 1000 volts DC. The multiple plies of textile reinforcement provide flexibility and the cover is resistant to oil and weathering.

- NOTES:**
- Do not use in hot, dry air applications or with refined fuel.
 - The user must determine if the hose is suitable for applications subject to electrical hazard. Contact Parker for additional information.
 - The hose does not incorporate a helical wire or a static wire; transfer of refined fuel may create an accumulation — and catastrophic discharge — of static electrical buildup.
 - The hose is not intended or recommended for dispensing highly volatile fuel such as gasoline. Consequently, do not use the hose for fuel dispensing or transfer service requiring API, NFPA, UL, ULC or any other agency approval or listing.
 - The hose is not intended for diesel fuel or gasoline engine applications; a more durable, heavier-duty hose is required due to abrasion, high temperature and application-related concerns.

Series 7094/7095 is suitable for the transfer of petroleum-based oil and diesel fuel when used within the other hose performance criteria shown in this catalog.

Tube:	Black nitrile; ARPM Class A oil resistance
Reinforcement:	Multiple textile plies
Cover:	7094: Red chloroprene, smooth finish 7095: Black chloroprene, smooth finish
Temp. Range:	-20°F to +212°F (-29°C to +100°C)
Brand Method:	White ink
Brand Example:	PARKER SERIES (7094) (7095) MPT® II (ID) XXX PSI MAX WP MADE IN USA ELECTRICALLY NONCONDUCTIVE (DATE CODE)
Design Factor:	4:1
Industry Standards:	ARPM Class A oil resistant tube; electrically nonconductive with a minimum resistance of one megaohm per inch at 1000 volts DC
Applications:	<ul style="list-style-type: none"> • Air, mild chemicals, oil, water • Cooling lines for electric furnaces and pot lines; lubrication systems • Agriculture, construction, foundries, general industrial
Vacuum:	Not recommended
Compare to:	ContiTech Ortac/Wingfoot; Eaton Boston Shock Safe; Gates PremoFlex/19B
Packaging:	Reels, cartons

(Continued on the following page)

⚠ WARNING! Couplings attached with bands or clamps may reduce the working pressure of the hose assembly to less than the maximum rated working pressure of the hose. Refer to the NAHAD Industrial Hose Assembly Guidelines.

Series 7094 (Red) and Series 7095 (Black) – MPT® II Multipurpose Oil Resistant Hose – Nonconductive (Continued)

Part Number 7094 or 7095	ID (in)	ID (mm)	Reinf Plies	OD (in)	OD (mm)	Approx Wt (lbs/ft)	Approx Wt (kgs/ft)	Min Bend Rad (in)	Min Bend Rad (mm)	Max Rec WP (psi)	Max Rec WP (bar)	Perm Cplg Rec *	Std Pack Qty (ft)	7094 Stock Status **	7095 Stock Status **
-25200	1/4	6.4	2	0.500	12.7	0.10	0.05	2.0	50.8	200	13.8	HY	800	Y	Y
-25300	1/4	6.4	2	0.550	14.0	0.12	0.05	2.5	63.5	300	20.7	HY	800	Y	Y
-31300	5/16	7.9	2	0.594	15.1	0.13	0.06	3.3	83.8	300	20.7	HY	750	Y	Y
-38200	3/8	9.5	2	0.656	16.7	0.15	0.07	3.8	96.5	200	13.8	HY	700	Y	Y
-38300	3/8	9.5	2	0.688	17.5	0.17	0.08	3.8	96.5	300	20.7	HY	650	Y	Y
-3830050	3/8	9.5	2	0.688	17.5	0.17	0.08	3.8	96.5	300	20.7	HY	50	Y	N
-50200	1/2	12.7	2	0.813	20.7	0.21	0.10	5.0	127.0	200	13.8	HY	550	Y	Y
-50250	1/2	12.7	2	0.844	21.4	0.22	0.10	5.0	127.0	250	17.2	HY	550	Y	N
-50304	1/2	12.7	4	0.875	22.2	0.26	0.12	5.0	127.0	300	20.7	HY	500	Y	Y
-63304	5/8	15.9	4	1.062	27.0	0.38	0.17	6.1	154.9	300	20.7	HY	450	Y	Y
-75200	3/4	19.1	2	1.109	28.2	0.34	0.15	7.5	190.5	200	13.8	HY	400	Y	Y
-7520050	3/4	19.1	2	1.109	28.2	0.34	0.15	7.5	190.5	200	13.8	HY	50	N	N
-75304	3/4	19.1	4	1.156	29.4	0.40	0.18	6.0	152.4	300	20.7	HY	400	Y	Y
-7530450	3/4	19.1	4	1.156	29.4	0.40	0.18	6.0	152.4	300	20.7	HY	50	Y	N
-100200	1	25.4	2	1.406	35.7	0.49	0.22	10.0	254.0	200	13.8	HY	300	Y	Y
-100304	1	25.4	4	1.438	36.5	0.54	0.24	8.0	203.2	300	20.7	HY	300	Y	Y
-125204	1-1/4	31.8	4	1.781	45.2	0.82	0.37	9.0	228.6	200	13.8	HY	250	Y	N
-150204	1-1/2	38.1	4	2.031	51.6	0.90	0.41	10.0	254.0	200	13.8	HY	200	Y	N

* **Couplings:** Refer to CrimpSource® at www.safehose.com for coupling recommendations and crimp specifications.

** **Stock:** "Y" indicates stocked item; "N" indicates non-stocked item. Stock status subject to change. Contact Parker Customer Service.





Other sizes

2" ID only

GRIZZLY™ 500 Multipurpose Hose Nonconductive, MSHA Series 7107

Series 7107 is a premium quality multipurpose hose designed to handle air, mild chemicals, oil and water. The hose is electrically nonconductive with a minimum resistance of one megaohm per inch at 1000 volts DC. The multiple plies of high tensile aramid reinforcement provide durability, kink resistance, high pressure capability, superior coupling retention—and the toughness of a heavy duty braided hose in a flexible, plied construction. The bright yellow flame resistant modified nitrile/PVC cover meets MSHA requirements and is also resistant to abrasion, oil and weathering.

- NOTES:**
- Do not use in hot, dry air applications or with refined fuel.
 - The user must determine if the hose is suitable for applications subject to electrical hazard. Contact Parker for additional information.
 - The hose does not incorporate a helical wire or a static wire; transfer of refined fuel may create an accumulation — and catastrophic discharge — of static electrical buildup.
 - The hose is not intended or recommended for dispensing highly volatile fuel such as gasoline. Consequently, do not use the hose for fuel dispensing or transfer service requiring API, NFPA, UL, ULC or any other agency approval or listing.
 - The hose is not intended for diesel fuel or gasoline engine applications; a more durable, heavier-duty hose is required due to abrasion, high temperature and application-related concerns.

Series 7107 is suitable for the transfer of petroleum-based oil and diesel fuel when used within the other hose performance criteria shown in this catalog.

Tube:	Black nitrile; ARPM Class A oil resistance
Reinforcement:	Multiple aramid plies; 2" ID (only) multiple textile plies
Cover:	Yellow nitrile/PVC, smooth finish; 2" ID (only) wrapped finish
Temp. Range:	-40°F to +212°F (-40°C to +100°C)
Brand Method:	Black ink
Brand Example:	PARKER SERIES 7107 GRIZZLY (ID) 500 PSI MAX WP ELECTRICALLY NONCONDUCTIVE MSHA # MADE IN USA B2 (DATE CODE)
Design Factor:	4:1
Industry Standards:	ARPM Class A oil resistance; electrically nonconductive with a minimum resistance of one megaohm per inch at 1000 volts DC; MSHA
Applications:	<ul style="list-style-type: none"> • Air, oil, mild chemicals, water • Agriculture, construction, foundries, general industrial, mines
Vacuum:	Not recommended
Compare to:	ContiTech Gorilla; Eaton Boston Mineforce; Gates Terminator
Packaging:	Reels, cartons

(Continued on the following page)

⚠ WARNING! Couplings attached with bands or clamps may reduce the working pressure of the hose assembly to less than the maximum rated working pressure of the hose. Refer to the NAHAD Industrial Hose Assembly Guidelines.

Series 7107 – GRIZZLY™ 500 Multipurpose Hose – Nonconductive, MSHA (Continued)

Part Number	ID (in)	ID (mm)	Reinf Plies	OD (in)	OD (mm)	Approx Wt (lbs/ft)	Approx Wt (kgs/ft)	Min Bend Rad (in)	Min Bend Rad (mm)	Max Rec WP (psi)	Max Rec WP (bar)	Perm Cplg Rec *	Std Pack Qty (ft)	Stock Status **
7107-25500	1/4	6.4	4	0.625	15.9	0.16	0.07	2.0	50.8	500	34.5	7661	750	Y
7107-38500	3/8	9.5	4	0.750	19.1	0.20	0.09	3.0	76.2	500	34.5	HY	600	Y
7107-50500	1/2	12.7	4	0.906	22.2	0.27	0.12	3.0	76.2	500	34.5	7661	500	Y
7107-75500	3/4	19.1	4	1.187	30.1	0.40	0.18	5.0	127.0	500	34.5	HY	400	Y
7107-75500050	3/4	19.1	4	1.187	30.1	0.40	0.18	5.0	127.0	500	34.5	HY	24 x 50	N
7107-100500	1	25.4	4	1.500	38.1	0.59	0.27	6.0	152.4	500	34.5	7661	300	Y
7107-125500	1-1/4	31.8	4	1.800	45.7	0.80	0.36	9.0	228.6	500	34.5	43	250	Y
7107-150500	1-1/2	38.1	4	2.031	51.6	0.91	0.41	12.0	304.8	500	34.5	43	200	Y
7107-200500	2	50.8	4	2.685	68.2	1.31	0.59	24.0	609.6	500	34.5	71	100	Y

* **Couplings:** Refer to CrimpSource® at www.safehose.com for coupling recommendations and crimp specifications.

** **Stock:** "Y" indicates stocked item; "N" indicates non-stocked item. Stock status subject to change. Contact Parker Customer Service.





SUPER-LOK GS™

Push-On General Service Hose





Series 7211

Series 7211 is a versatile push-on hose designed to handle air, mild chemicals and water. The hose construction incorporates a silicone-free tube that does not contaminate air powered paint spray systems, and is compatible with light oil mists found in air tool lubricating systems. The braided textile reinforcement is applied at a precise angle to provide kink resistance and superior coupling retention—push-on couplings do not require bands, clamps or special tools for installation. The cover is resistant to abrasion, heat and ozone, and is available in multiple standard colors for color-coded identification.

- NOTES:**
- Do not with use with oil or refined fuel.
 - Do not use bands or clamps to attach push-on couplings.

Tube:	Black EPDM; ARPM Class C oil resistance
Reinforcement:	One textile braid
Cover:	Black, blue, green, gray or red EPDM; smooth finish
Temp. Range:	-40°F to + 212°F (-40°C to + 100°C)
Brand Method:	White ink on black, blue and red hose; black ink on green and gray hose
Brand Example:	PARKER 7211 SUPER-LOK GS PUSH-ON HOSE (ID) 300 PSI MAX WP MADE IN USA B2 (DATE CODE)
Design Factor:	4:1
Industry Standards:	None applicable
Applications:	<ul style="list-style-type: none"> • ARPM Class C oil resistant tube • Air (including oil mist), mild chemicals, water • Air operated paint systems, air tools, transfer lines, vacuum lines • Agriculture, construction, general industrial; automotive/factory color-coded assembly equipment
Vacuum:	28" Hg
Packaging:	Reels

Other cover colors available:

7211-BL	
7211-GN	
7211-GY	
7211-RD	

Part Number	ID (in)	ID (mm)	Reinf Braids	OD (in)	OD (mm)	Approx Wt (lbs/ft)	Approx Wt (kgs/ft)	Min Bend Rad (in)	Min Bend Rad (mm)	Max Rec WP (psi)	Max Rec WP (bar)	Perm Cplg Rec *	Std Pack Qty (ft)	Stock Status **
7211-251BK	1/4	6.4	1	0.494	12.5	0.09	0.04	3.0	76.2	300	20.7	HY	700	Y
7211-251BL	1/4	6.4	1	0.494	12.5	0.09	0.04	3.0	76.2	300	20.7	HY	700	Y
7211-251GN	1/4	6.4	1	0.494	12.5	0.09	0.04	3.0	76.2	300	20.7	HY	700	N
7211-251GY	1/4	6.4	1	0.494	12.5	0.09	0.04	3.0	76.2	300	20.7	HY	700	Y
7211-251RD	1/4	6.4	1	0.494	12.5	0.09	0.04	3.0	76.2	300	20.7	HY	700	N
7211-381BK	3/8	9.5	1	0.617	15.7	0.12	0.05	3.0	76.2	300	20.7	HY	700	Y
7211-381BL	3/8	9.5	1	0.617	15.7	0.12	0.05	3.0	76.2	300	20.7	HY	700	Y
7211-381GN	3/8	9.5	1	0.617	15.7	0.12	0.05	3.0	76.2	300	20.7	HY	700	N
7211-381GY	3/8	9.5	1	0.617	15.7	0.12	0.05	3.0	76.2	300	20.7	HY	700	Y
7211-381RD	3/8	9.5	1	0.617	15.7	0.12	0.05	3.0	76.2	300	20.7	HY	700	N
7211-501BK	1/2	12.7	1	0.750	19.1	0.15	0.07	5.0	127.0	300	20.7	HY	600	Y
7211-501BL	1/2	12.7	1	0.750	19.1	0.15	0.07	5.0	127.0	300	20.7	HY	600	Y
7211-501GN	1/2	12.7	1	0.750	19.1	0.15	0.07	5.0	127.0	300	20.7	HY	600	N
7211-501GY	1/2	12.7	1	0.750	19.1	0.15	0.07	5.0	127.0	300	20.7	HY	600	Y
7211-501RD	1/2	12.7	1	0.750	19.1	0.15	0.07	5.0	127.0	300	20.7	HY	600	N

* **Permanent Couplings:** Refer to CrimpSource® at www.safehose.com for coupling recommendations and crimp specifications.

Reattachable Couplings: Parker Series 82 Push-Lok® couplings.

** **Stock:** "Y" indicates stocked item; "N" indicates non-stocked item. Stock status subject to change. Contact Parker Customer Service.

Parker Industrial Hose Customer Service
866 810 HOSE (4673) 800 242 HOSE (4673)
Wickliffe, OH South Gate, CA
Eastern USA Western USA

www.safehose.com
www.hosefinder.com
e-mail: indhose@parker.com



JIFFY™

Push-On Multipurpose Oil Resistant Hose






MSHA

Series 7212

Series 7212 is a versatile multipurpose push-on hose designed to handle air, mild chemicals, water, oil, and refined fuels such as biodiesel (to B20 in dedicated service), diesel, ethanol and gasoline. The hose construction incorporates a silicone-free tube that does not contaminate air powered paint spray systems. The braided textile reinforcement is applied at a precise angle to provide kink resistance and superior coupling retention—push-on couplings do not require bands, clamps or special tools for installation. The flame resistant cover meets MSHA requirements, is resistant to oil and weathering, and is available in multiple standard colors for color-coded identification.

- NOTES:**
- Do not use for fuel dispensing or service applications requiring API, NFPA, UL, ULC or any other agency approval or listing.
 - Refer to the table in Catalog 4800 for fuel compatibility and service conditions.
 - Do not use in hot, dry air applications, impulsing applications, or vehicle fuel systems.
 - Do not use bands or clamps to attach push-on couplings.

Other cover colors available:

7212-BL	
7212-GN	
7212-GY	
7212-RD	
7212-YL	

Tube:	Black nitrile; ARPM Class A oil resistance
Reinforcement:	One textile braid
Cover:	Black, blue, gray, green, red or yellow chloroprene; smooth finish
Temp. Range:	-40°F to +212°F (-40°C to +100°C)
Brand Method:	White ink on black, blue and red hose; black ink on green, gray and yellow hose
Brand Example:	PARKER 7212 JIFFY™ HOSE PUSH-ON (ID) 300 PSI MAX WP MSHA # MADE IN USA B2 (DATE CODE)
Design Factor:	4:1
Industry Standards:	MSHA
Applications:	<ul style="list-style-type: none"> • Air, mild chemicals, oil, water; biodiesel (to B20 in dedicated service), diesel, ethanol, gasoline • Air operated paint systems, air tools, transfer lines, vacuum lines • Agriculture, construction, general industrial; automotive/factory color-coded assembly equipment
Vacuum:	1/4" to 1/2" @ 28" Hg; 5/8" to 3/4" @ 15" Hg
Packaging:	Reels

(Continued on the following page)

Series 7212 – JIFFY™ Push-On Multipurpose Oil Resistant Hose, MSHA (Continued)

Part Number	ID (in)	ID (mm)	Reinf Braids	OD (in)	OD (mm)	Approx Wt (lbs/ft)	Approx Wt (kgs/ft)	Min Bend Rad (in)	Min Bend Rad (mm)	Max Rec WP (psi)	Max Rec WP (bar)	Perm Cplg Rec *	Std Pack Qty (ft)	Stock Status **
7212-251BK	1/4	6.4	1	0.494	12.5	0.09	0.04	3.0	76.2	300	20.7	HY	700	Y
7212-251BL	1/4	6.4	1	0.494	12.5	0.09	0.04	3.0	76.2	300	20.7	HY	700	Y
7212-251GN	1/4	6.4	1	0.494	12.5	0.09	0.04	3.0	76.2	300	20.7	HY	700	Y
7212-251GY	1/4	6.4	1	0.494	12.5	0.09	0.04	3.0	76.2	300	20.7	HY	700	Y
7212-251RD	1/4	6.4	1	0.494	12.5	0.09	0.04	3.0	76.2	300	20.7	HY	700	Y
7212-381BK	3/8	9.5	1	0.617	15.7	0.12	0.05	3.0	76.2	300	20.7	HY	700	Y
7212-381BL	3/8	9.5	1	0.617	15.7	0.12	0.05	3.0	76.2	300	20.7	HY	700	Y
7212-381GN	3/8	9.5	1	0.617	15.7	0.12	0.05	3.0	76.2	300	20.7	HY	700	Y
7212-381GY	3/8	9.5	1	0.617	15.7	0.12	0.05	3.0	76.2	300	20.7	HY	700	Y
7212-381RD	3/8	9.5	1	0.617	15.7	0.12	0.05	3.0	76.2	300	20.7	HY	700	Y
7212-381YL	3/8	9.5	1	0.617	15.7	0.12	0.05	3.0	76.2	300	20.7	HY	700	Y
7212-501BK	1/2	12.7	1	0.750	19.1	0.15	0.07	5.0	127.0	300	20.7	HY	600	Y
7212-501BL	1/2	12.7	1	0.750	19.1	0.15	0.07	5.0	127.0	300	20.7	HY	600	Y
7212-501GN	1/2	12.7	1	0.750	19.1	0.15	0.07	5.0	127.0	300	20.7	HY	600	Y
7212-501GY	1/2	12.7	1	0.750	19.1	0.15	0.07	5.0	127.0	300	20.7	HY	600	Y
7212-501RD	1/2	12.7	1	0.750	19.1	0.15	0.07	5.0	127.0	300	20.7	HY	600	Y
7212-631BK	5/8	15.9	1	0.906	23.0	0.21	0.10	6.0	152.4	300	20.7	HY	500	Y
7212-631BL	5/8	15.9	1	0.906	23.0	0.21	0.10	6.0	152.4	300	20.7	HY	500	Y
7212-631GN	5/8	15.9	1	0.906	23.0	0.21	0.10	6.0	152.4	300	20.7	HY	500	N
7212-631GY	5/8	15.9	1	0.906	23.0	0.21	0.10	6.0	152.4	300	20.7	HY	500	N
7212-631RD	5/8	15.9	1	0.906	23.0	0.21	0.10	6.0	152.4	300	20.7	HY	500	Y
7212-750BK	3/4	19.1	1	1.091	27.7	0.30	0.14	7.0	177.8	300	20.7	HY	400	Y
7212-750BL	3/4	19.1	1	1.091	27.7	0.30	0.14	7.0	177.8	300	20.7	HY	400	Y
7212-750GN	3/4	19.1	1	1.091	27.7	0.30	0.14	7.0	177.8	300	20.7	HY	400	Y
7212-750GY	3/4	19.1	1	1.091	27.7	0.30	0.14	7.0	177.8	300	20.7	HY	400	Y
7212-750RD	3/4	19.1	1	1.091	27.7	0.30	0.14	7.0	177.8	300	20.7	HY	400	Y

Factory Cut Lengths: Blue and gray hose available from stock in 50-ft. coils. Contact Parker.

* **Permanent Couplings:** Refer to CrimpSource® at www.safehose.com for coupling recommendations and crimp specifications.

Reattachable Couplings: Parker Series 82 Push-Lok® couplings.

** **Stock:** “Y” indicates stocked item; “N” indicates non-stocked item. Stock status subject to change. Contact Parker Customer Service.



STINGER™ II

High Pressure Mine and Multipurpose Hose

MSHA

Series 7268E

Series 7268E is a versatile, high pressure hose designed to handle air, mild chemicals, oil, and water. The hose construction incorporates high tensile wire braid reinforcement that provides durability, kink resistance, high pressure capability, and superior coupling retention. The flame resistant bright yellow cover meets MSHA requirements and is also resistant to abrasion and oil. Series 7268E provides service for high pressure air, dust suppression and water applications in construction, general industrial, mines and quarries.

Tube:	Black chloroprene
Reinforcement:	One wire braid
Cover:	Yellow nitrile/PVC; perforated wrapped finish
Temp. Range:	-20°F to +212°F (-29°C to +100°C)
Brand Method:	Embossed (1-1/2" black ink)
Brand Example:	PARKER SERIES 7268E STINGER II (ID) 1000 PSI MAX WP MSHA #
Design Factor:	4:1
Industry Standards:	MSHA
Applications:	<ul style="list-style-type: none"> • Air, mild chemicals, oil, water • Heavy duty air tools, compressors; drill hose, dust suppression in mines • Construction, general industrial, mines and quarries
Vacuum:	Not recommended
Compare to:	ContiTech Minespray, Super Ortac; Eaton Boston Concord Yellow Jack; Gates 1000MP/Mine Spray
Packaging:	Reels, cartons

Part Number	ID (in)	ID (mm)	Reinf Braids	OD (in)	OD (mm)	Approx Wt (lbs/ft)	Approx Wt (kgs/ft)	Min Bend Rad (in)	Min Bend Rad (mm)	Max Rec WP (psi)	Max Rec WP (bar)	Perm Cplg Rec *	Std Pack Qty (ft)	Stock Status **
7268E-751	3/4	19.1	1	1.043	26.5	0.34	0.15	6.0	152.4	1000	68.9	HY, 43	524	Y
7268E-751050	3/4	19.1	1	1.043	26.5	0.34	0.15	6.0	152.4	1000	68.9	HY, 43	50	Y
7268E-751100	3/4	19.1	1	1.043	26.5	0.34	0.15	6.0	152.4	1000	68.9	HY, 43	100	Y
7268E-1001	1	25.4	1	1.339	34.0	0.50	0.23	8.0	203.2	1000	68.9	HY, 43	524	Y
7268E-1001050	1	25.4	1	1.339	34.0	0.50	0.23	8.0	203.2	1000	68.9	HY, 43	50	Y
7268E-1001100	1	25.4	1	1.339	34.0	0.50	0.23	8.0	203.2	1000	68.9	HY, 43	100	Y
7268E-1251050	1-1/4	31.8	1	1.630	41.4	0.67	0.30	12.0	304.8	1000	68.9	HY, 43	50	Y
7268E-1251100	1-1/4	31.8	1	1.630	41.4	0.67	0.30	12.0	304.8	1000	68.9	HY, 43	100	Y
7268E-1501050	1-1/2	38.1	1	1.890	48.0	0.86	0.39	14.0	355.6	1000	68.9	43	50	Y
7268E-1501100	1-1/2	38.1	1	1.890	48.0	0.86	0.39	14.0	355.6	1000	68.9	43	100	Y
7268E-2001	2	50.8	1	2.437	62.0	1.14	0.52	18.0	457.2	1000	68.9	43	50	Y
7268E-2001100	2	50.8	1	2.437	62.0	1.14	0.52	18.0	457.2	1000	68.9	43	100	Y

* **Couplings:** Refer to CrimpSource® at www.safehose.com for coupling recommendations and crimp specifications.

** **Stock:** "Y" indicates stocked item; "N" indicates non-stocked item. Stock status subject to change. Contact Parker Customer Service.

⚠ WARNING! Couplings attached with bands or clamps may reduce the working pressure of the hose assembly to less than the maximum rated working pressure of the hose. Refer to the NAHAD Industrial Hose Assembly Guidelines.





PVC General Purpose Hose




Series GPH™

Series GPH is a versatile, flexible and lightweight hose designed to handle air, mild chemicals and water. The hose construction incorporates a tube that is compatible with light oil mists found in air tool lubricating systems. The multiple plies of textile reinforcement provide strength and flexibility, and the flame resistant cover is also resistant to abrasion, mild chemicals, ultraviolet light and weathering. Series GPH is available in multiple standard colors for color-coded identification. The hose construction is electrically nonconductive with a minimum resistance of one megaohm per inch at 1000 volts DC.

NOTE: The user must determine if the hose is suitable for applications subject to electrical hazard. Contact Parker for additional information.

Tube:	Black PVC
Reinforcement:	Multiple textile plies
Cover:	Black, blue, gray, red or yellow PVC; perforated smooth finish
Temp. Range:	-15°F to +150°F (-25°C to +65°C). Working pressures are at +68°F (+20°C) ambient temperature. Higher temperatures reduce the available working pressure. See PVC and Thermoplastic Temperature/Pressure chart on page 74.
Brand Method:	White ink on black, blue and red hose Black ink on gray and yellow hose
Brand Example:	PARKER GPH – (dash ID) – (fraction ID) – XXX PSI – GENERAL PURPOSE – MADE IN USA
Design Factor:	4:1
Industry Standards:	Electrically nonconductive with a minimum resistance of one megaohm per inch at 1000 volts DC
Applications:	<ul style="list-style-type: none"> • Air (including oil mist), mild chemicals, water • Agriculture, construction, general industrial
Vacuum:	See table on the following page
Compare to:	ContiTech Pliovic 300; Eaton Boston Polyforce II; Kuriyama 113
Packaging:	Coils

Other cover colors available:

GPH-BLU	
GPH-GRA	
GPH-YEL	

(Continued on the following page)

⚠ WARNINGS!

- ▶ Couplings attached with bands or clamps may reduce the working pressure of the hose assembly to less than the maximum rated working pressure of the hose. Refer to the NAHAD Industrial Hose Assembly Guidelines.
- ▶ Working pressures are at +68°F (+20°C). Higher temperatures reduce the available working pressure. See the PVC and Thermoplastic Temperature/Pressure chart on page 74.

Series GPH™ – PVC General Purpose Hose (Continued)

Part Number	ID (in)	ID (mm)	Reinf Plies	OD (in)	OD (mm)	Approx Wt (lbs/ft)	Approx Wt (kgs/ft)	Min Bend Rad (in)	Min Bend Rad (mm)	△ Max Rec WP @ 68°F (psi)	△ Max Rec WP @ 20°C (bar)	Perm Cplg Rec *	Vacuum Hg (in)	Std Pack Qty (ft)	Stock Status **
GPH-3GRA500RL	3/16	4.8	2	0.400	10.2	0.06	0.03	0.6	15.2	300	20.7	*	25	500	N
GPH-4BLK500RL	1/4	6.4	2	0.510	13.0	0.08	0.04	0.8	20.3	300	20.7	HY	23	500	Y
GPH-4BLU500RL	1/4	6.4	2	0.510	13.0	0.08	0.04	0.8	20.3	300	20.7	HY	23	500	Y
GPH-4GRA500RL	1/4	6.4	2	0.510	13.0	0.08	0.04	0.8	20.3	300	20.7	HY	23	500	Y
GPH-4RED500RL	1/4	6.4	2	0.510	13.0	0.08	0.04	0.8	20.3	300	20.7	HY	23	500	N
GPH-4YEL500RL	1/4	6.4	2	0.510	13.0	0.08	0.04	0.8	20.3	300	20.7	HY	23	500	N
GPH-5GRA500	5/16	7.9	2	0.550	14.0	0.09	0.04	0.8	20.3	300	20.7	*	23	500	N
GPH-6BLK500RL	3/8	9.5	2	0.640	16.3	0.12	0.05	1.0	25.4	300	20.7	HY	23	500	Y
GPH-6BLU500RL	3/8	9.5	2	0.640	16.3	0.12	0.05	1.0	25.4	300	20.7	HY	23	500	Y
GPH-6GRA500RL	3/8	9.5	2	0.640	16.3	0.12	0.05	1.0	25.4	300	20.7	HY	23	500	Y
GPH-6RED500RL	3/8	9.5	2	0.640	16.3	0.12	0.05	1.0	25.4	300	20.7	HY	23	500	Y
GPH-6YEL500RL	3/8	9.5	2	0.640	16.3	0.12	0.05	1.0	25.4	300	20.7	HY	23	500	N
GPH-8BLK500RL	1/2	12.7	2	0.800	20.3	0.17	0.08	1.5	38.1	300	20.7	HY	17	500	N
GPH-8BLU500RL	1/2	12.7	2	0.800	20.3	0.17	0.08	1.5	38.1	300	20.7	HY	17	500	Y
GPH-8GRA500RL	1/2	12.7	2	0.800	20.3	0.17	0.08	1.5	38.1	300	20.7	HY	17	500	Y
GPH-8RED500RL	1/2	12.7	2	0.800	20.3	0.17	0.08	1.5	38.1	300	20.7	HY	17	500	N
GPH-8YEL500RL	1/2	12.7	2	0.800	20.3	0.17	0.08	1.5	38.1	300	20.7	HY	17	500	N
GPH-10BLK250	5/8	15.9	2	0.910	23.1	0.22	0.10	2.5	63.5	300	20.7	HY	10	250	N
GPH-10GRA250	5/8	15.9	2	0.910	23.1	0.22	0.10	2.5	63.5	300	20.7	HY	10	250	N
GPH-10RED250	5/8	15.9	2	0.910	23.1	0.22	0.10	2.8	71.1	300	20.7	HY	10	250	N
GPH-12BLK100	3/4	19.1	2	1.070	27.2	0.25	0.11	2.8	71.1	300	20.7	HY	10	100	N
GPH-12BLU100	3/4	19.1	2	1.070	27.2	0.25	0.11	2.8	71.1	300	20.7	HY	10	100	N
GPH-12GRA100	3/4	19.1	2	1.070	27.2	0.25	0.11	2.8	71.1	300	20.7	HY	10	100	N
GPH-12RED100	3/4	19.1	2	1.070	27.2	0.25	0.11	2.8	71.1	300	20.7	HY	10	100	N
GPH-16BLK100	1	25.4	2	1.330	33.8	0.36	0.16	4.0	101.6	250	17.2	HY	5	100	N
GPH-16RED100	1	25.4	2	1.330	33.8	0.36	0.16	4.0	101.6	250	17.2	HY	5	100	N

* **Couplings:** Refer to CrimpSource® at www.safehose.com for coupling recommendations and crimp specifications.

** **Stock:** "Y" indicates stocked item; "N" indicates non-stocked item. Stock status subject to change. Contact Parker Customer Service.





DRAGON BREATH®

Hot Air Blower Hose

Series SW360

Series SW360 is a heavy duty, high pressure hot air blower hose designed for bulk loading/unloading of dry materials in plants or transport vehicles. The hose transfers hot air from a compressor to the storage bin/cargo bay to propel bulk product. The hose construction incorporates a tube that features a temperature rating to 350°F (177°C) and resists drying out. The dual wire helix provides full suction capability, kink resistance, flexibility for ease of handling and a path to conduct a static electrical charge to ground. The cover resists abrasion, heat and ozone.

NOTE: For larger diameter hose, refer to Series EW360 in Catalog 4800.

Tube:	Black EPDM
Reinforcement:	Multiple textile plies with dual wire helix
Cover:	Black EPDM; wrapped finish
Temp. Range:	-40°F to +350°F (-40°C to +177°C)
Brand Method:	Black text on yellow stripe
Brand Example:	PARKER SERIES SW360 DRAGON BREATH® HOT AIR BLOWER HOSE XXX PSI WP (CAUTION) MADE IN USA
Design Factor:	4:1
Applications:	<ul style="list-style-type: none"> • Hot air blower systems • In-plant transfer; delivery, loading/unloading • General industrial, transportation
Compare to:	ContiTech Plicord Torrid Air; Eaton Boston Wildcat Hot Air; Gates Hot Air Blower
Vacuum:	29 in Hg (737 mm Hg)
Packaging:	Coils

Part Number	ID (in)	ID (mm)	Reinf Plies	OD (in)	OD (mm)	Approx Wt (lbs/ft)	Approx Wt (kgs/ft)	Min Bend Rad (in)	Min Bend Rad (mm)	Max Rec WP (psi)	Max Rec WP (bar)	Perm Cplg Rec *	Std Pack Qty (ft)	Stock Status **
SW360-2000	2	50.8	2	2.500	63.5	1.08	0.49	6.0	152.4	200	13.8	*	100	Y
SW360-3000	3	76.2	2	3.563	90.5	1.78	0.81	12.0	304.8	200	13.8	*	100	Y
SW360-4000	4	101.6	2	4.563	115.9	2.46	1.12	16.0	406.4	125	8.6	*	100	Y
SW360-6000	6	152.4	2	6.813	173.0	5.00	2.27	24.0	609.6	100	6.9	*	100	Y

* **Couplings:** Refer to CrimpSource® at www.safehose.com for coupling recommendations and crimp specifications.

** **Stock:** "Y" indicates stocked item; "N" indicates non-stocked item. Stock status subject to change. Contact Parker Customer Service.

⚠ WARNINGS!

- ▶ Couplings attached with bands or clamps may reduce the working pressure of the hose assembly to less than the maximum rated working pressure of the hose. Refer to the NAHAD Industrial Hose Assembly Guidelines.
- ▶ Do not use with cam and groove couplings, which are designed for use with liquids.



BLUE THUNDER® UHMWPE Chemical Hose

Series 7373T

Series 7373T is a high pressure, high temperature suction and discharge hose designed to handle commonly used acids, chemicals and solvents. The UHMWPE tube will not leach into and contaminate the product being conveyed, and features a temperature rating to 250°F (121°C). The corrugated hose construction incorporates a dual wire helix that provides full suction capability, kink resistance, flexibility for ease of handling, and a path to conduct a static electrical charge to ground. The cover is resistant to abrasion, mild chemicals and ozone. Series 7373T is available in 200-foot continuous lengths.

NOTE: Refer to the Safety and Technical section in this catalog for safety, handling and use information. Refer to the Chemical Guide section of Catalog 4800 to determine compatibility with specific chemicals.

Tube:	Translucent ultra high molecular weight polyethylene (UHMWPE)
Reinforcement:	Multiple textile plies with dual wire helix
Cover:	Blue EPDM; corrugated wrapped finish
Temp. Range:	-40°F to +250°F (-40°C to +121°C)
Brand Method:	Yellow text on blue stripe
Brand Example:	PARKER SERIES 7373T BLUE THUNDER® UHMWPE TUBE MAX WP 200 PSI MADE IN USA (LOT#)
Design Factor:	4:1
Industry Standards:	None applicable
Applications:	<ul style="list-style-type: none"> • Acid, chemicals, solvents • In-plant and storage tank transfer • Delivery, transport
Vacuum:	29 in Hg (737 mm Hg)
Compare to:	ContiTech Fabchem; Eaton Boston Chemcat; Gates Renegade
Packaging:	Coils

Part Number	ID (in)	ID (mm)	Reinf Plies	OD (in)	OD (mm)	Approx Wt (lbs/ft)	Approx Wt (kgs/ft)	Min Bend Rad (in)	Min Bend Rad (mm)	Max Rec WP (psi)	Max Rec WP (bar)	Perm Cplg Rec *	Std Pack Qty (ft)	Stock Status **
7373T-750	3/4	19.1	2	1.193	30.3	0.40	0.18	3.0	76.2	200	13.8	43	100	Y
7373T-1000	1	25.4	2	1.457	37.0	0.55	0.25	3.0	76.2	200	13.8	43	100	Y
7373T-1250	1-1/4	31.8	2	1.700	43.2	0.64	0.29	4.0	101.6	200	13.8	43	100	Y
7373T-1500	1-1/2	38.1	2	1.965	49.9	0.79	0.36	5.0	127.0	200	13.8	43	100	Y
7373T-2000	2	50.8	2	2.560	65.0	1.27	0.58	6.0	152.4	200	13.8	43, RE, RST, TM, WC	100	Y
7373T-2500	2-1/2	63.5	4	3.154	80.1	1.73	0.78	7.0	177.8	200	13.8	*	100	N
7373T-3000	3	76.2	4	3.645	92.6	2.12	0.96	7.0	177.8	200	13.8	HAPS, RE, RST, TM	100	Y
7373T-4000	4	101.6	4	4.724	120.0	3.02	1.37	8.0	203.2	200	13.8	HAPS	100	Y

* **Couplings:** Refer to CrimpSource® at www.safehose.com for coupling recommendations and crimp specifications.

** **Stock:** "Y" indicates stocked item; "N" indicates non-stocked item. Stock status subject to change. Contact Parker Customer Service.

⚠️ WARNINGS!

- ▶ It is the responsibility of the user to determine if the hose is suitable for the application. Most chemical resistance guides are based on temperatures of 70°F (21°C). Elevated temperatures can change the chemical resistance ratings. Many chemicals will become more aggressive as temperatures increase, reducing the ability of hose compounds to withstand them. Contact Parker for chemical compatibility data at elevated temperatures. If no data exists, users are required to perform compatibility testing at the desired temperature.
- ▶ At operating temperatures of 125°F and above, only permanently attached couplings should be installed. At any operating temperature, couplings attached with bands or clamps may reduce the working pressure of the hose assembly to less than the maximum rated working pressure of the hose. Refer to the NAHAD Industrial Hose Assembly Guidelines.
- ▶ Do not use with internally expanded couplings. Refer to chemical hoses that incorporate a MXLPE tube.





TITANFLEX® Modified XLPE Chemical Hose

Series SWC683 (Black) and
Series SWC683G (Green)

Series SWC683/SWC683G is a flexible, lightweight, high pressure, high temperature suction and discharge hose designed to handle many commonly used acids, chemicals and solvents. The modified cross-linked polyethylene (MXLPE) tube will not leach into and contaminate the product being conveyed, and features a temperature rating to 250°F (121°C). Series SWC683/SWC683G can be cleaned with a 10% alkali bath, hot water or low pressure steam. The corrugated hose construction incorporates a dual wire helix that provides full suction capability, flexibility, kink resistance and a path to conduct a static electrical charge to ground, and is suitable for use with internally expanded couplings. The cover is resistant to abrasion, mild chemicals and ozone.

NOTE: Refer to the Safety and Technical section of this catalog for safety, handling and use information. Refer to the Chemical Guide section of Catalog 4800 to determine compatibility with specific chemicals. Contact Parker for additional chemical compatibility information.

Tube:	Tan modified cross-linked polyethylene (MXLPE)
Reinforcement:	Multiple textile plies with dual wire helix
Cover:	SWC683: Black EPDM, corrugated wrapped finish SWC683G: Green EPDM, corrugated wrapped finish
Temp. Range:	-40°F to +250°F (-40°C to +121°C)
Brand Method:	Red text on yellow stripe
Brand Example:	PARKER SERIES SWC683 (SWC683G) TITANFLEX® MOD XLPE CHEMICAL SUCTION XXX PSI WP MADE IN USA
Design Factor:	4:1
Industry Standards:	None applicable
Applications:	<ul style="list-style-type: none"> • Acid, chemicals, solvents • In-plant tank transfer • Delivery, transport
Vacuum:	29 in Hg (737 mm Hg)
Compare To:	Gates Mustang
Packaging:	Coils

(Continued on the following page)

⚠ WARNINGS!

- ▶ It is the responsibility of the user to determine if the hose is suitable for the application. Most chemical resistance guides are based on temperatures of 70°F (21°C). Elevated temperatures can change the chemical resistance ratings. Many chemicals will become more aggressive as temperatures increase, reducing the ability of hose compounds to withstand them. Contact Parker for chemical compatibility data at elevated temperatures. If no data exists, users are required to perform compatibility testing at the desired temperature.
- ▶ At operating temperatures of 125°F and above, only permanently attached couplings should be installed. At any operating temperature, couplings attached with bands or clamps may reduce the working pressure of the hose assembly to less than the maximum rated working pressure of the hose. Refer to the NAHAD Industrial Hose Assembly Guidelines.

Series SWC683 (Black) and Series SWC683G (Green) Hose – Titanflex® Modified XLPE Chemical Hose (Continued)

Series SWC683 (Black)

Part Number	ID (in)	ID (mm)	Reinf Plies	OD (in)	OD (mm)	Approx Wt (lbs/ft)	Approx Wt (kgs/ft)	Min Bend Rad (in)	Min Bend Rad (mm)	Max Rec WP (psi)	Max Rec WP (bar)	Perm Cplg Rec *	Std Pack Qty (ft)	Stock Status **
SWC683-1000	1	25.4	2	1.500	38.1	0.49	0.22	2.0	50.8	250	17.2	*	100	Y
SWC683-1500	1-1/2	38.1	2	2.031	51.6	0.71	0.32	3.0	76.2	250	17.2	*	100	Y
SWC683-2000	2	50.8	2	2.563	65.1	1.05	0.48	4.0	101.6	250	17.2	*	100	Y
SWC683-2500	2-1/2	63.5	2	3.015	76.6	1.47	0.67	5.0	127.0	200	13.8	*	100	N
SWC683-3000	3	76.2	2	3.625	92.1	1.93	0.88	6.0	152.4	200	13.8	*	100	Y
SWC683-4000	4	101.6	2	4.625	117.5	2.60	1.21	8.0	203.2	175	12.1	*	100	Y
SWC683-6000	6	152.4	2	6.750	171.5	4.22	1.91	18.0	457.2	125	8.6	*	100	N

* **Couplings:** Refer to CrimpSource® at www.safehose.com for coupling recommendations and crimp specifications.

** **Stock:** “Y” indicates stocked item; “N” indicates non-stocked item. Stock status subject to change. Contact Parker Customer Service.

Series SWC683G (Green)

Part Number	ID (in)	ID (mm)	Reinf Plies	OD (in)	OD (mm)	Approx Wt (lbs/ft)	Approx Wt (kgs/ft)	Min Bend Rad (in)	Min Bend Rad (mm)	Max Rec WP (psi)	Max Rec WP (bar)	Perm Cplg Rec *	Std Pack Qty (ft)	Stock Status **
SWC683G-1000	1	25.4	2	1.500	38.1	0.49	0.22	2.0	50.8	250	17.2	*	100	Y
SWC683G-1500	1-1/2	38.1	2	2.031	51.6	0.77	0.35	3.0	76.2	250	17.2	*	100	N
SWC683G-2000	2	50.8	2	2.563	65.1	1.04	0.47	4.0	101.6	250	17.2	*	100	Y
SWC683G-2500	2-1/2	63.5	2	3.015	76.6	1.48	0.67	5.0	127.0	200	13.8	*	100	N
SWC683G-3000	3	76.2	2	3.625	92.1	1.98	0.90	6.0	152.4	200	13.8	*	100	Y
SWC683G-4000	4	101.6	2	4.625	117.5	2.66	1.21	8.0	203.2	175	12.1	*	100	Y

* **Couplings:** Refer to CrimpSource® at www.safehose.com for coupling recommendations and crimp specifications.

** **Stock:** “Y” indicates stocked item; “N” indicates non-stocked item. Stock status subject to change. Contact Parker Customer Service.





TITANFLEX®

UHMWPE Chemical Hose

Approved for DEF Fill & Suction/Transfer

Series SWC693

Series SWC693 is an extremely flexible, high pressure, high temperature suction and discharge hose designed to handle approximately 98% of commonly used acids, chemicals and solvents including DEF. The ultra high molecular weight polyethylene (UHMWPE) tube will not leach into and contaminate the product being conveyed. The lightweight corrugated hose construction incorporates a dual wire helix that provides full suction capability, superior kink resistance, minimal force-to bend and a path to conduct a static electrical charge to ground. The cover is resistant to abrasion, mild chemicals and ozone.

NOTE: Refer to the Safety and Technical section in this catalog for safety, handling and use information. Refer to the Chemical Guide section of Catalog 4800 to determine compatibility with specific chemicals. Contact Parker for additional chemical compatibility information.

Tube:	Translucent ultra high molecular weight polyethylene (UHMWPE)
Reinforcement:	Multiple textile plies with dual wire helix
Cover:	Green EPDM; corrugated wrapped finish
Temp. Range:	-40°F to +250°F (-40°C to +121°C)
Brand Method:	Black text on yellow stripe
Brand Example:	PARKER SERIES SWC693 TITANFLEX® UHMWPE CHEMICAL SUCTION HOSE XXX PSI MADE IN USA
Design Factor:	4:1
Applications:	<ul style="list-style-type: none"> • Acids, chemicals, DEF, solvents • In-plant and tank transfer, delivery, transport
Vacuum:	29 in Hg (737 mm Hg)
Packaging:	Coils

Part Number	ID (in)	ID (mm)	Reinf Plies	OD (in)	OD (mm)	Approx Wt (lbs/ft)	Approx Wt (kgs/ft)	Min Bend Rad (in)	Min Bend Rad (mm)	Max Rec WP (psi)	Max Rec WP (bar)	Perm Cplg Rec *	Std Pack Qty (ft)	Stock Status **
SWC693-1000	1	25.4	2	1.375	34.9	0.38	0.17	1.0	25.4	250	17.2	HAPS	100	Y
SWC693-1250	1-1/4	31.8	2	1.625	41.3	0.48	0.22	1.3	33.0	250	17.2	*	100	N
SWC693-1500	1-1/2	38.1	2	1.875	47.8	0.62	0.28	1.5	38.1	250	17.2	HAPS	100	N
SWC693-2000	2	50.8	2	2.438	61.9	0.93	0.42	2.0	50.8	250	17.2	HAPS	100	Y
SWC693-3000	3	76.2	2	3.438	87.3	1.45	0.66	4.5	114.3	200	13.8	*	100	Y
SWC693-4000	4	101.6	2	4.500	114.3	2.17	0.98	8.0	203.2	200	13.8	*	100	Y

* **Couplings:** Refer to CrimpSource® at www.safehose.com for coupling recommendations and crimp specifications.

** **Stock:** "Y" indicates stocked item; "N" indicates non-stocked item. Stock status subject to change. Contact Parker Customer Service.

⚠️ WARNINGS!

- ▶ It is the responsibility of the user to determine if the hose is suitable for the application. Most chemical resistance guides are based on temperatures of 70°F (21°C). Elevated temperatures can change the chemical resistance ratings. Many chemicals will become more aggressive as temperatures increase, reducing the ability of hose compounds to withstand them. Contact Parker for chemical compatibility data at elevated temperatures. If no data exists, users are required to perform compatibility testing at the desired temperature.
- ▶ At operating temperatures of 125°F and above, only permanently attached couplings should be installed.

Parker Industrial Hose Customer Service
 866 810 HOSE (4673) 800 242 HOSE (4673)
 Wickliffe, OH South Gate, CA
 Eastern USA Western USA

www.safehose.com
www.hosefinder.com
 e-mail: indhose@parker.com



SUPER-FLEX® FL-7

Barrier Fuel Line Hose

CARB/SORE; EPA; SAE J30R7/30R14T2

Series 389

Series 389 is a fuel line/vapor emission hose for refined fuels such as biodiesel (to B20 in dedicated and non-dedicated service), diesel, ethanol and gasoline. The hose incorporates a THV barrier to resist permeation, multiple aramid plies of reinforcement for coupling retention, durability and kink resistance, and the cover is resistant to abrasion, oil and weathering. The hose is flexible for easy routing in and around small engines and small engine compartments. Series 389 surpasses all of the California Air Resource Board (CARB)/Small Off-Road Engine (SORE) and Environmental Protection Agency (EPA) stringent permeation requirements of 15g/m²/day. It also meets or exceeds SAE J30R7 and SAE J30R14T2 specifications, and is compatible with Parker SAE J2044 Push-to-Connect fittings.

NOTES:

- Refer to the table in the Petroleum Transport section of Catalog 4800 for fuel compatibility and service conditions.
- Do not use in marine fuel applications. Refer to Series 7165.

Tube:	Black nitrile and translucent THV barrier
Reinforcement:	Multiple aramid plies
Cover:	Black CPE, smooth finish
Temp. Range:	-40°F to + 257 °F (-40°C to +125°C)
Brand Method:	White ink
Brand Example:	PARKER SERIES 389 SUPER-FLEX® FL-7 (ID) SAE J30R7/R14T2 FUEL LINE (x)PKHPLINE389 EPA COMPLIANT 15 g/m ² /day CARB Q-08-013 MAX WP 50 PSI USA (DATE CODE) NOTE: (x) changes every year
Design Factor:	5:1
Industry Standards:	CARB 2006 SORE, EPA, SAE J30R7, SAE J30R14T2,
Applications:	<ul style="list-style-type: none"> • Low pressure fuel lines on blowers, chainsaws, grinders, mowers, off-road engines, pressure washers • Biodiesel (to B20 in dedicated and non-dedicated service), diesel, ethanol, gasoline • Agricultural equipment, buses, construction equipment, off-road equipment
Vacuum:	24" Hg (3/16" through 3/8" ID); 10" Hg (1/2" through 3/4" ID)
Packaging:	Reels

Part Number	ID (in)	ID (mm)	Reinf Plies	OD (in)	OD (mm)	Approx Wt (lbs/ft)	Approx Wt (kgs/ft)	Min Bend Rad (in)	Min Bend Rad (mm)	Max Rec WP (psi)	Max Rec WP (bar)	Perm Cplg Rec *	Std Pack Qty (ft)	Stock Status **
38903	3/16	4.8	2	0.406	10.3	0.06	0.03	1.3	33.0	50	3.4	55	250	Y
38904	1/4	6.4	2	0.500	12.7	0.09	0.04	1.5	38.1	50	3.4	HY	250	Y
38905	5/16	7.9	2	0.562	14.3	0.11	0.05	2.0	50.8	50	3.4	HY	250	Y
38906	3/8	9.8	2	0.625	15.8	0.12	0.05	2.5	63.5	50	3.4	HY	250	Y
38908	1/2	12.7	2	0.781	19.8	0.18	0.08	4.0	101.6	50	3.4	HY	250	Y
38910	5/8	15.9	2	0.938	23.9	0.24	0.11	5.0	127.0	35	2.4	*	250	Y
38912	3/4	19.1	2	1.125	28.6	0.35	0.16	6.0	152.4	35	2.4	*	250	N

* **Couplings:** Refer to CrimpSource® at www.safehose.com for coupling recommendations and crimp specifications.

SAE J2044 Couplings: Parker Quick Connect Safe Lock™ Couplings available from Parker Fluid System Connectors Division. See compatibility tables in Couplings section of this catalog.

** **Stock:** "Y" indicates stocked item; "N" indicates non-stocked item. Stock status subject to change. Contact Parker Customer Service.





SUPER-FLEX® FL

Barrier Fuel Line Hose

CARB/SORE; EPA; SAE J30R7/J30R14T2 Performance

Rated to 100 PSI and B100 Service

Series 397

Series 397 is a fuel line/vapor emission hose for refined fuels such as biodiesel (to B100 in dedicated and non-dedicated service), diesel, ethanol and gasoline. The hose incorporates a thermoplastic barrier to resist permeation and the cover is resistant to abrasion, oil and weathering. The hose is flexible for easy routing in and around small engines and small engine compartments. Series 397 surpasses all of the California Air Resource Board (CARB)/Small Off-Road Engine (SORE) and Environmental Protection Agency (EPA) stringent permeation requirements of 15g/m²/day, and provides SAE J30R7/30R14T2 performance.

NOTES:

- Refer to the table in the Petroleum Transport section of Catalog 4800 for fuel compatibility and service conditions.
- Do not use in marine fuel applications. Refer to Series 7165.

Tube: Black nitrile and translucent thermoplastic barrier
Reinforcement: One textile braid or multiple textile plies
Cover: Black CPE, smooth finish
Temp. Range: -30°F to +257°F (-34°C to +125°C)
Brand Method: White ink
Brand Example: PARKER SERIES 397 (P/N) SUPER-FLEX® FL (ID) LOW PERMEATION FUEL LINE CARB (x)PKHPLINE397 EPA COMPLIANT EPA COMPLIANT 15 g/m²/day C-U-06-010 MAX WP 100 PSI USA (DATE CODE)
NOTE: (x) changes every year

Design Factor: 5:1
Industry Standards: CARB 2006 SORE, EPA, SAE J30R7/J30R14T2 (Performance)
Applications:

- Low pressure fuel lines on blowers, chainsaws, grinders, mowers, off-road engines, pressure washers
- Biodiesel (to B100 in dedicated and non-dedicated service), diesel, ethanol, gasoline
- Agricultural equipment, buses, construction equipment, off-road equipment

Vacuum: 24" Hg (3/16" through 3/8" ID); 10" Hg (1/2" through 3/4" ID)
Packaging: Reels

Part Number	ID (in)	ID (mm)	Reinf Plies	OD (in)	OD (mm)	Approx Wt (lbs/ft)	Approx Wt (kgs/ft)	Min Bend Rad (in)	Min Bend Rad (mm)	Max Rec WP (psi)	Max Rec WP (bar)	Perm Cplg Rec *	Std Pack Qty (ft)	Stock Status **
39703	3/16	4.7	1	0.438	11.1	0.06	0.03	1.3	33.0	100	6.9	55	250	Y
39704	1/4	6.4	1	0.500	12.7	0.09	0.04	1.5	38.1	100	6.9	HY	250	Y
39705	5/16	7.9	1	0.562	14.2	0.11	0.05	2.0	50.8	100	6.9	HY	250	Y
39706	3/8	9.5	1	0.625	15.9	0.12	0.05	2.5	63.5	100	6.9	HY	250	Y
39708	1/2	12.7	1	0.828	17.7	0.18	0.08	4.0	101.6	100	6.9	HY	250	Y
39710	5/8	15.9	2	0.938	23.9	0.23	0.10	5.0	127.0	35	2.4	*	250	N
39712	3/4	19.1	2	1.125	28.6	0.33	0.15	6.0	152.4	35	2.4	*	250	N

* **Couplings:** Refer to CrimpSource® at www.safehose.com for coupling recommendations and crimp specifications.

** **Stock:** "Y" indicates stocked item; "N" indicates non-stocked item. Stock status subject to change. Contact Parker Customer Service.



Coolant/Heater Hose SAE 20R3EC Class D-2

Series 7181

Series 7181 is a flexible, lightweight, high temperature coolant/heater hose for SAE service. The hose construction incorporates premium grade EPDM materials that provide electrochemical resistance to inhibit striations and rusting of hose-to-metal interfaces, and high temperature performance. The hose is resistant to abrasion, mild chemicals and weathering.

Tube: Black EPDM
Reinforcement: Multiple textile plies
Cover: Black EPDM; smooth finish
Temp. Range: -40°F to +257°F (-40°C to +125°C)
Brand Method: White ink
Brand Example: PARKER SERIES 7181 HEATER HOSE SAE 20R3EC D-2 (ID)
 XX PSI MAX WP ELECTROCHEMICALLY RESISTANT
 MADE IN USA (DATE CODE)

Design Factor: 4:1

Industry Standards: SAE 20R3EC Class D2

Applications:

- Coolant, hot water, mild chemicals
- Industrial and vehicle coolant systems; low pressure drain lines
- Agriculture, construction, general industrial, transportation

Vacuum: Not recommended

Packaging: Reels, cartons

Part Number	ID (in)	ID (mm)	Reinf Plies	OD (in)	OD (mm)	Approx Wt (lbs/ft)	Approx Wt (kgs/ft)	Min Bend Rad (in)	Min Bend Rad (mm)	Max Rec WP (psi)	Max Rec WP (bar)	Perm Cplg Rec *	Std Pack Qty (ft)	Stock Status **
7181-251	1/4	6.4	2	0.526	13.4	0.10	0.05	2.5	63.5	65	4.5	*	700	Y
7181-311	5/16	8.0	2	0.589	15.0	0.18	0.05	3.5	88.9	65	4.5	*	700	Y
7181-381	3/8	9.5	2	0.690	17.5	0.16	0.07	5.0	127.0	65	4.5	*	600	Y
7181-501	1/2	12.7	2	0.815	20.7	0.19	0.09	6.0	152.4	65	4.5	*	500	Y
7181-631	5/8	15.9	2	0.940	23.9	0.23	0.10	8.0	203.2	65	4.5	HY	500	Y
7181-631050	5/8	15.9	2	0.940	23.9	0.23	0.10	8.0	203.2	65	4.5	HY	5 x 50	Y
7181-751	3/4	19.1	2	1.065	27.1	0.27	0.12	9.0	228.6	50	3.4	*	500	Y
7181-1001	1	25.4	2	1.339	34.0	0.37	0.17	12.0	304.8	45	3.1	*	300	Y

* **Couplings:** Refer to CrimpSource® at www.safehose.com for coupling recommendations and crimp specifications.

SAE J2044 Couplings: Parker Quick Connect Safe Lock™ Couplings available from Parker Fluid System Connectors Division. See compatibility tables in Couplings section of this catalog.

** **Stock:** "Y" indicates stocked item; "N" indicates non-stocked item. Stock status subject to change. Contact Parker Customer Service.



E-Z FORM™ MP Multipurpose Oil Resistant Hose

Series 7219



Series 7219 is an extremely flexible, lightweight, low pressure oil suction/return hose, small bore vehicle fuel fill connector line and large bore fuel line for larger engines. Series 7219 is compatible with refined fuels such as biodiesel (to B20 in dedicated and non-dedicated service), diesel, ethanol and gasoline. The lightweight Greek corrugated hose construction incorporates a wire helix that provides full suction capability, superior kink resistance, minimal force-to-bend and a path to conduct a static electrical charge to ground. The unique Greek corrugations are tightly pitched and precision-engineered, providing extreme flexibility and kink resistance compared to the traditional rounded corrugation profile. The cover is resistant to oil and weathering. Series 7219 is capable of being routed through confined spaces where formed hose might normally be required.

- NOTES:**
- Do not use in fuel dispensing or service applications requiring API, NFPA, UL, ULC or any other agency approval or listing.
 - Refer to the table in the Petroleum Transport section of Catalog 4800 for fuel compatibility and service conditions.
 - Do not drag across sharp edges or highly abrasive surfaces.
 - For E-Z FORM™ high temperature multipurpose oil resistant hose, refer to Series 7399.
 - For E-Z FORM™ coolant, vacuum and water hose, refer to Series 7395.

Tube:	Black nitrile
Reinforcement:	Multiple textile plies with wire helix
Cover:	Black chloroprene; Greek corrugated finish
Temp. Range:	Sizes 1/2", 5/8", 3/4" and 1": -30° to +250°F (-34°C to +121°C) All other sizes: -20°F to +200°F (-29°C to +93°C)
Brand Method:	Black text on red stripe
Brand Example:	PARKER SERIES 7219 E-Z FORM™ MP HOSE 75 PSI MAX WP MADE IN USA (sizes 1/2", 5/8", 3/4" and 1")
Design Factor:	4:1
Industry Standards:	None applicable
Applications:	<ul style="list-style-type: none"> • Biodiesel (to B20 in dedicated and non-dedicated service), diesel, ethanol, gasoline, oil • Oil suction/return lines; vehicle fuel fill connector lines; drain lines • Buses, cranes, mobile off-road equipment
Vacuum:	29 in Hg (737 mm Hg)
Packaging:	Coils, reels

(Continued on the following page)

Series 7219 – E-Z FORM™ MP Multipurpose Oil Resistant Hose (Continued)

Part Number	ID (in)	ID (mm)	Nom ID (in)	Nom ID (mm)	Reinf Plies	OD (in)	OD (mm)	Approx Wt (lbs/ft)	Min Bend Rad (in)	Max Rec WP (psi)	Max Rec WP (bar)	Perm Cplg Rec *	Std Pack Qty (ft)	Stock Status **
7219-0500025	1/2	12.7	0.500	12.7	2	0.936	23.8	0.27	0.9	75	5.2	7661-TY	25	Y
7219-0500300													300	Y
7219-0625025	5/8	15.9	0.625	15.9	2	1.064	27.0	0.33	1.3	75	5.2	HY	25	Y
7219-0625300													300	Y
7219-0750025	3/4	19.1	0.750	19.1	2	1.180	30.0	0.35	1.4	75	5.2	HY	25	Y
7219-0750300													300	Y
7219-0875025	7/8	22.2	0.875	22.2	2	1.290	32.8	0.38	1.4	75	5.2	*	25	Y
7219-0875300													300	Y
7219-1000025	1	25.4	1.000	25.4	2	1.418	36.0	0.41	1.4	75	5.2	HY	25	Y
7219-1000300													300	Y
7219-1125025	1-1/8	28.6	1.102	28.0	2	1.496	38.0	0.42	1.8	75	5.2	*	25	Y
7219-1125130													130	N
7219-1250025	1-1/4	31.8	1.260	32.0	2	1.693	43.0	0.50	2.2	75	5.2	HY	25	Y
7219-1250130													130	N
7219-1375025	1-3/8	34.9	1.378	35.0	2	1.811	46.0	0.54	2.8	75	5.2	*	25	Y
7219-1375130													130	N
7219-1500025	1-1/2	38.1	1.496	38.0	2	1.929	49.0	0.58	2.9	75	5.2	43	25	Y
7219-1500130													130	Y
7219-1625025	1-5/8	41.3	1.654	40.0	2	2.087	53.0	0.64	3.6	75	5.2	*	25	N
7219-1625130													130	N
7219-1750025	1-3/4	44.5	1.772	42.0	2	2.205	56.0	0.68	4.0	75	5.2	*	25	Y
7219-1750130													130	N
7219-2000025	2	50.8	2.008	51.0	2	2.480	63.0	0.96	4.6	75	5.2	43	25	Y
7219-2000130													130	N
7219-2250025	2-1/4	57.1	2.283	58.0	2	2.756	70.0	1.08	6.5	75	5.2	*	25	Y
7219-2250130													130	N
7219-2375025	2-3/8	60.3	2.362	60.0	2	2.874	73.0	1.11	6.9	75	5.2	*	25	Y
7219-2375130													130	N
7219-2500025	2-1/2	63.5	2.500	63.5	2	3.012	76.5	1.17	7.2	75	5.2	*	25	Y
7219-2500130													130	N
7219-2750025	2-3/4	69.9	2.756	70.0	2	3.307	84.0	1.40	8.1	75	5.2	*	25	N
7219-2750130													130	N
7219-3000025	3	76.2	2.992	76.0	2	3.543	90.0	1.51	8.8	75	5.2	*	25	Y
7219-3000130													130	N
7219-3500025	3-1/2	88.9	3.543	90.0	2	4.094	104.0	1.92	11.7	75	5.2	*	25	Y
7219-3500130													130	Y
7219-4000025	4	101.6	4.016	102.0	2	4.567	116.0	2.20	13.4	75	5.2	*	25	Y
7219-4000130													130	N

* **Couplings:** Refer to CrimpSource at www.safehose.com for coupling recommendations and crimp specifications.

** **Stock:** "Y" indicates stocked item; "N" indicates non-stocked item. Stock status subject to change. Contact Parker Customer Service.





E-Z FORM™ GS General Service Hose SAE J20R2-D1 Performance Series 7395



Series 7395 is an extremely flexible, lightweight low pressure hose designed to handle air, coolant, mild chemicals and water. The hose construction incorporates premium grade high temperature EPDM materials that are resistant to commonly used engine coolant formulations and that provide electrochemical resistance to inhibit striations and rusting of hose-to-metal interfaces. The body of the hose contains a wire helix that provides full suction/vacuum capability and a path to conduct a static electrical charge to ground, and a cover that is resistant to abrasion, mild chemicals, heat and ozone. The unique Greek cover corrugations are tightly pitched and precision-engineered, providing minimal force-to-bend, superior kink resistance, and maximum flexibility for ease of handling. Series 7395 is capable of being routed through confined spaces where formed hose might normally be required.

NOTES:

- Do not drag across sharp edges or highly abrasive surfaces.
- For E-Z FORM™ oil resistant multipurpose oil resistant hose, refer to Series 7219.
- For E-Z FORM™ high temperature multipurpose oil resistant hose, refer to Series 7399.

Tube:	Black EPDM
Reinforcement:	Multiple textile plies with wire helix
Cover:	Black EPDM; Greek corrugated finish
Temp. Range:	-50°F to +257°F (-45°C to +125°C)
Brand Method:	Black text on blue stripe
Brand Example:	PARKER SERIES 7395 E-Z FORM™ GS HOSE XXX PSI MAX WP MADE IN USA (sizes 3/8", 1/2", 5/8", 3/4" and 1")
Design Factor:	4:1
Industry Standards:	SAE J20R2-D1 performance
Applications:	<ul style="list-style-type: none"> • Air, coolant, mild chemicals, water • Coolant systems, drain lines, vacuum service • SAE-performance in engine coolant service, general industrial
Vacuum:	29 in Hg (737 mm Hg)
Packaging:	Coils, reels

(Continued on the following page)

Series 7395 – E-Z FORM™ GS General Service Hose

Part Number	ID (in)	ID (mm)	Nom ID (in)	Nom ID (mm)	Reinf Plies	OD (in)	OD (mm)	Approx Wt (lbs/ft)	Min Bend Rad (in)	Max Rec WP (psi)	Max Rec WP (bar)	Perm Cplg Rec *	Std Pack Qty (ft)	Stock Status **
7395-0375025	3/8	9.5	0.375	9.5	2	0.820	20.9	0.24	25.4	150	10.3	*	25	Y
7395-0375300													300	Y
7395-0500025	1/2	12.7	0.500	12.7	2	0.936	23.8	0.27	0.9	75	5.2	7661-TY	25	Y
7395-0500300													300	Y
7395-0625025	5/8	15.9	0.625	15.9	2	1.064	27.0	0.33	1.3	75	5.2	HY	25	Y
7395-0625300													300	Y
7395-0750025	3/4	19.1	0.750	19.1	2	1.180	30.0	0.35	1.4	75	5.2	HY	25	Y
7395-0750300													300	Y
7395-0875025	7/8	22.2	0.875	22.2	2	1.290	32.8	0.38	1.4	75	5.2	*	25	Y
7395-0875300													300	Y
7395-1000025	1	25.4	1.000	25.4	2	1.418	36.0	0.41	1.4	75	5.2	HY	25	Y
7395-1000300													300	Y
7395-1125025	1-1/8	28.6	1.102	28.0	2	1.496	38.0	0.42	1.8	75	5.2	*	25	Y
7395-1125130													130	N
7395-1250025	1-1/4	31.8	1.260	32.0	2	1.693	43.0	0.50	2.2	75	5.2	HY	25	Y
7395-1250130													130	N
7395-1375025	1-3/8	34.9	1.378	35.0	2	1.811	46.0	0.54	2.8	75	5.2	*	25	Y
7395-1375130													130	N
7395-1500025	1-1/2	38.1	1.496	38.0	2	1.929	49.0	0.58	2.9	75	5.2	43	25	Y
7395-1500130													130	Y
7395-1625025	1-5/8	41.3	1.654	40.0	2	2.087	53.0	0.64	3.6	75	5.2	*	25	N
7395-1625130													130	N
7395-1750025	1-3/4	44.5	1.772	42.0	2	2.205	56.0	0.68	4.0	75	5.2	*	25	Y
7395-1750130													130	N
7395-2000025	2	50.8	2.008	51.0	2	2.480	63.0	0.96	4.6	75	5.2	43	25	Y
7395-2000130													130	N
7395-2250025	2-1/4	57.1	2.283	58.0	2	2.756	70.0	1.08	6.5	75	5.2	*	25	Y
7395-2250130													130	N
7395-2375025	2-3/8	60.3	2.362	60.0	2	2.874	73.0	1.11	6.9	75	5.2	*	25	Y
7395-2375130													130	N
7395-2500025	2-1/2	63.5	2.500	63.5	2	3.012	76.5	1.17	7.2	75	5.2	*	25	Y
7395-2500130													130	N
7395-2750025	2-3/4	69.9	2.756	70.0	2	3.307	84.0	1.40	8.1	75	5.2	*	25	N
7395-2750130													130	N
7395-3000025	3	76.2	2.992	76.0	2	3.543	90.0	1.51	8.8	75	5.2	*	25	Y
7395-3000130													130	N
7395-3500025	3-1/2	88.9	3.543	90.0	2	4.094	104.0	1.92	11.7	75	5.2	*	25	Y
7395-3500130													130	Y
7395-4000025	4	101.6	4.016	102.0	2	4.567	116.0	2.20	13.4	75	5.2	*	25	Y
7395-4000130													130	N

* **Couplings:** Refer to CrimpSource at www.safehose.com for coupling recommendations and crimp specifications.

** **Stock:** "Y" indicates stocked item; "N" indicates non-stocked item. Stock status subject to change. Contact Parker Customer Service.





E-Z FORM™ HT High Temperature Hose Series 7399



Series 7399 is an extremely flexible, lightweight, high temperature (302°F / 150°C) petroleum-based oil suction/return hose designed to resist cracking and deterioration from the extreme heat generated by Tier IV engine compartments of buses, cranes, trucks and mobile/heavy-duty off-road equipment. Series 7399 may also be used in non-SAE power steering applications and is capable of being routed through confined spaces where formed hose might normally be required.

The lightweight Greek corrugated hose construction incorporates a wire helix that provides full suction capability, superior kink resistance and minimal force-to-bend. The unique corrugations are tightly pitched and precision-engineered, providing extreme flexibility compared to the traditional rounded corrugation profile. The cover is resistant to high temperature oil in high temperature environments.

NOTES:

- Do not drag across sharp edges or highly abrasive surfaces.
- For E-Z FORM™ standard multipurpose oil resistant hose, refer to Series 7219.
- For E-Z FORM™ coolant, vacuum and water hose, refer to Series 7395.

Tube:	Black CPE
Reinforcement:	Multiple textile braids with wire helix
Cover:	Black hydrogenated nitrile; Greek corrugated finish
Temp. Range:	-40°F to +302°F (-40°C to +150°C)
Brand Method:	Black text on yellow stripe
Brand Example:	PARKER SERIES 7399 E-Z FORM™ HT HOSE (ID) 150 PSI MAX WP MADE IN USA (LOT #)
Design Factor:	4:1
Industry Standards:	None applicable
Applications:	<ul style="list-style-type: none"> • Oil suction/return lines; non-SAE power steering lines • Drain lines • Buses, cranes, trucks, mobile/heavy-duty off-road equipment
Vacuum:	29 in Hg (737 mm Hg)
Packaging:	Coils, reels

Part Number	ID (in)	ID (mm)	Nom ID (in)	Nom ID (mm)	Reinf Plies	OD (in)	OD (mm)	Approx Wt (lbs/ft)	Min Bend Rad (in)	Max Rec WP (psi)	Max Rec WP (bar)	Perm Cplg Rec *	Std Pack Qty (ft)	Stock Status **
7399-0500025	1/2	12.7	0.500	12.7	2	0.936	23.8	0.27	0.9	75	5.2	7661-TY	25	Y
7399-0500300														300
7399-0625025	5/8	15.9	0.625	15.9	2	1.064	27.0	0.33	1.3	75	5.2	HY	25	Y
7399-0625300														300
7399-0750025	3/4	19.1	0.750	19.1	2	1.180	30.0	0.35	1.4	75	5.2	HY	25	Y
7399-0750300														300
7399-0875025	7/8	22.2	0.875	22.2	2	1.290	32.8	0.38	1.4	75	5.2	*	25	Y
7399-0875300														300
7399-1000025	1	25.4	1.000	25.4	2	1.418	36.0	0.41	1.4	75	5.2	HY	25	Y
7399-1000300														300

* **Couplings:** Refer to CrimpSource at www.safehose.com for coupling recommendations and crimp specifications.

** **Stock:** "Y" indicates stocked item; "N" indicates non-stocked item. Stock status subject to change. Contact Parker Customer Service.



NEXCLEAR® Clear PVC Tubing

Series 100

Series 100 is a flexible PVC tubing for light air and water applications. The tubing features a smooth interior that is abrasion resistant and allows full flow. The clear PVC construction permits visual observation of materials being conveyed. Series 100 also provides excellent general industrial service for low pressure air, distilled water, drain, laboratory, light vacuum and wire harness applications.

NOTE: Available in non-phthalate formulations. Contact Parker.

Tube:	Clear PVC, 75A durometer
Temp. Range:	+25°F to +150°F (-5°C to +65°C) Working pressures are at +68°F (+20°C). Higher temperatures reduce the available working pressure. See the PVC and Thermoplastic Temperature/Pressure chart on page 74.
Brand Method:	Black ink
Brand Example:	PARKER NEXCLEAR® PVC TUBING (P/N) (ID) X (OD) MAX TEMP 150°F (65C) CANADA (DATE CODE)
Industry Standards:	<ul style="list-style-type: none"> • CFIA Compliant, RoHS Compliant, US Government A-A-52047 Type VI Compliant
Applications:	<ul style="list-style-type: none"> • Air, drain, light vacuum, water, wire harness • General industrial, laboratories
Vacuum:	Light
Compare to:	Kuriyama/Accuflex Klearon 73 Series K010
Packaging:	Cartons, coils

(Continued on the following page)

⚠ WARNING! Working pressures are at +68°F (+20°C). Higher temperatures reduce the available working pressure. See the PVC and Thermoplastic Temperature/Pressure chart on page 74.

Series 100 – NEXCLEAR® Clear PVC Tubing (Continued)

Part Number	ID (in)	ID (mm)	Wall (in)	Wall (mm)	OD (in)	OD (mm)	Approx Wt (lbs/ft)	Approx Wt (kgs/ft)	△ Max Rec WP @ 68°F (psi)	△ Max Rec WP @ 20°C (bar)	Std Pack Qty (ft)	Stock Status ** (USA)
100-01020502	1/16	1.6	0.031	0.8	1/8	3.2	0.02	0.01	50	3.4	500/coil	N
100-02040102	1/8	3.2	0.062	1.6	1/4	6.4	0.02	0.01	65	4.5	100/ctn	Y
100-03040102	3/16	4.8	0.032	0.8	1/4	6.4	0.02	0.01	50	3.4	100/ctn	N
100-03050102	3/16	4.8	0.062	1.6	5/16	7.9	0.02	0.01	55	3.8	100/ctn	Y
100-03060102	3/16	4.8	0.094	2.4	3/8	9.5	0.04	0.02	60	4.1	100/ctn	N
100-04060102	1/4	6.4	0.062	1.6	3/8	9.5	0.04	0.02	55	3.8	100/ctn	Y
100-04070102	1/4	6.4	0.094	2.4	7/16	11.1	0.04	0.02	58	4.0	100/ctn	N
100-04080102	1/4	6.4	0.125	3.2	1/2	12.7	0.09	0.04	60	4.1	100/ctn	Y
100-05070102	5/16	7.9	0.062	1.6	7/16	11.1	0.04	0.02	50	3.4	100/ctn	Y
100-05080102	5/16	7.9	0.094	2.4	1/2	12.7	0.07	0.03	55	3.8	100/ctn	Y
100-05090102	5/16	7.9	0.125	3.2	9/16	14.3	0.09	0.04	60	4.1	100/ctn	N
100-06080102	3/8	9.5	0.062	1.6	1/2	12.7	0.04	0.02	45	3.1	100/ctn	Y
100-06090102	3/8	9.5	0.094	2.4	9/16	14.3	0.07	0.03	50	3.4	100/ctn	N
100-06100102	3/8	9.5	0.125	3.2	5/8	15.9	0.11	0.05	55	3.8	100/ctn	Y
100-07090102	7/16	11.1	0.062	1.6	9/16	14.3	0.04	0.02	35	2.4	100/ctn	N
100-08100102	1/2	12.7	0.062	1.6	5/8	15.9	0.07	0.03	30	2.1	100/ctn	Y
100-08110102	1/2	12.7	0.094	2.4	11/16	17.5	0.09	0.04	40	2.8	100/ctn	N
100-08120102	1/2	12.7	0.125	3.2	3/4	19.1	0.13	0.06	45	3.1	100/ctn	Y
100-10120102	5/8	15.9	0.062	1.6	3/4	19.1	0.07	0.03	25	1.7	100/ctn	Y
100-10130102	5/8	15.9	0.094	2.4	13/16	20.6	0.11	0.05	35	2.4	100/ctn	N
100-10140102	5/8	15.9	0.125	3.2	7/8	22.2	0.15	0.07	40	2.8	100/ctn	N
100-12160102	3/4	19.1	0.125	3.2	1	25.4	0.18	0.08	35	2.4	100/ctn	Y
100-12180102	3/4	19.1	0.187	4.7	1-1/8	28.6	0.29	0.13	40	2.8	100/ctn	N
100-12200102	3/4	19.1	0.250	6.4	1-1/4	31.8	0.42	0.19	45	3.1	100/ctn	N
100-14180102	7/8	22.2	0.125	3.2	1-1/8	28.6	0.20	0.09	30	2.1	100/ctn	N
100-16200100	1	25.4	0.125	3.2	1-1/4	31.8	0.24	0.11	25	1.7	100/coil	Y
100-16220100	1	25.4	0.187	4.7	1-3/8	34.9	0.37	0.17	30	2.1	100/coil	N
100-16240100	1	25.4	0.250	6.4	1-1/2	38.1	0.53	0.24	35	2.4	100/coil	N
100-20240050	1-1/4	31.8	0.125	3.2	1-1/2	38.1	0.29	0.13	20	1.4	50/coil	N
100-20240100	1-1/4	31.8	0.125	3.2	1-1/2	38.1	0.29	0.13	20	1.4	100/coil	N
100-20280050	1-1/4	31.8	0.250	6.4	1-3/4	44.5	0.62	0.28	40	2.8	50/coil	N
100-24300050	1-1/2	38.1	0.187	4.7	1-7/8	47.6	0.53	0.24	30	2.1	50/coil	N
100-24320050	1-1/2	38.1	0.250	6.4	2	50.8	0.73	0.33	35	2.4	50/coil	Y
100-32400050	2	50.8	0.250	6.4	2-1/2	63.5	0.93	0.42	30	2.1	50/coil	N

** Stock: "Y" indicates stocked item; "N" indicates non-stocked item. Stock status subject to change. Contact Parker Customer Service.



NEXBRAID® Clear PVC Hose

FDA, NSF 51, USP Class VI



Series 125 (Standard Wall) /
Series 126 (Heavy Duty)

Series 125 (standard wall) and Series 126 (thick wall) are flexible PVC transfer hoses for dry abrasive materials such as grains, granules, pellets and powders; beverages and potable water; non-fatty and non-oily foods; and sanitary products. The hoses feature a smooth tube that is abrasion resistant and will not impart taste or odor, and allows full-flow, while the clear PVC construction permits visual observation of materials being conveyed. Series 125 and Series 126 also provide excellent general industrial service in air breathing supply pneumatics, flexible conduit, harness and light vacuum applications.

NOTE: Available in non-phthalate formulations. Contact Parker.

Tube:	Clear PVC
Reinforcement:	Multiple textile plies
Cover:	Blue tint PVC; smooth finish
Temp. Range:	+25°F to +150°F (-5°C to +65°C) Working pressures are at +68°F (+20°C). Higher temperatures reduce the available working pressure. See the PVC and Thermoplastic Temperature/Pressure chart on page 74.
Brand Method:	Black ink
Brand Example:	Series 125: PARKER NEXBRAID® SW FOOD GRADE PVC (P/N) (ID) MAX WP XXX PSI AT 68°F (20°C) NSF-51 MAX TEMP 150°F (65°C) CANADA (DATE CODE) Series 126: PARKER NEXBRAID® HD FOOD GRADE PVC (P/N) (ID) MAX WP XXX PSI AT 68°F (20°C) NSF-51 MAX TEMP 150°F (65°C) CANADA (DATE CODE)
Industry Standards:	<ul style="list-style-type: none"> FDA ingredients***, NSF 51 certified to 180°F (82°C)***, USP Class VI Rated*** EU: Meets requirements and amendments of Resolution AP(89) for food contact CFIA Compliant, RoHS Compliant
Applications:	<ul style="list-style-type: none"> Beverages, potable water, pure water Dry abrasive materials, flour, grains, granules, pellets, powders, sugar Air, flexible conduit, light vacuum, wire harness
Vacuum:	Light
Compare to:	Kuriyama/Accuflex Clearbraided RF Series K3130 (Series 126), Kuriyama/Accuflex Clearbraided RF Series K3150 (Series 125)
Packaging:	Coils

(Continued on the following page)

⚠ WARNINGS!

- ▶ Couplings attached with bands or clamps may reduce the working pressure of the hose assembly to less than the maximum rated working pressure of the hose. Refer to the NAHAD Industrial Hose Assembly Guidelines.
- ▶ Working pressures are at +68°F (+20°C). Higher temperatures reduce the available working pressure. See the PVC and Thermoplastic Temperature/Pressure chart on page 74.



Series 125/126 – NEXBRAID® Clear PVC Hose (Continued)

Series 125 (Standard Wall)

Part Number	ID (in)	ID (mm)	Reinf Plies	OD (in)	OD (mm)	Approx Wt (lbs/ft)	Approx Wt (kgs/ft)	△ Max Rec WP (psi) @ 68°F	△ Max Rec WP (bar) @ 20°C	Perm Cplg Rec *	Std Pack Qty (ft)	Stock Status ** (USA)
125-03000300	3/16	4.8	2	.375	9.5	0.05	0.02	250	17.2	*	300	Y
125-04000300	1/4	6.4	2	.438	11.1	0.06	0.03	250	17.2	*	300(a)	Y
125-05000300	5/16	7.9	2	.525	13.3	0.08	0.03	250	17.2	*	300(d)	N
125-06000300	3/8	9.5	2	.594	15.1	0.09	0.04	225	15.5	*	300(a)	Y
125-08000300	1/2	12.7	2	.750	19.1	0.14	0.06	200	13.8	*	300(a)	Y
125-10000300	5/8	15.9	2	.875	22.2	0.17	0.08	200	13.8	*	300(d)	Y
125-12000300	3/4	19.1	2	1.030	26.2	0.22	0.10	150	10.3	*	300/rl(c)	Y
125-16000200	1	25.4	2	1.300	33.0	0.31	0.14	125	8.6	*	200(b)	Y
125-20000100	1-1/4	31.8	2	1.625	41.3	0.45	0.20	100	6.9	*	100(e)	Y
125-24000100	1-1/2	38.1	2	1.937	49.2	0.64	0.29	100	6.9	*	100(e)	Y
125-32000100	2	50.8	2	2.490	63.3	0.95	0.43	75	5.2	*	100(e)	Y

* **Couplings:** Refer to CrimpSource® at www.safehose.com for coupling recommendations and crimp specifications.

** **Stock:** “Y” indicates stocked item; “N” indicates non-stocked item. Stock status subject to change. Contact Parker Customer Service.

*** All tube compound ingredients used in this hose are listed in the U.S. FDA CFR, Title 21. Hose NSF 51 listed. Compound USP Class VI rated.

Alternate Packaging (contact Parker):

(a): Also available in 100-ft coils and 500-ft reels

(b): Also available in 100-ft and 300-ft coils

(c): Also available in 100-ft and 200-ft coils

(d): Also available in 100-ft coils

(e): Also available in 50-ft coils

Series 126 (Heavy Duty)

Part Number	ID (in)	ID (mm)	Reinf Plies	OD (in)	OD (mm)	Approx Wt (lbs/ft)	Approx Wt (kgs/ft)	△ Max Rec WP (psi) @ 68°F	△ Max Rec WP (bar) @ 20°C	Perm Cplg Rec *	Std Pack Qty (ft)	Stock Status ** (USA)
126-04000300	1/4	6.4	2	.500	12.7	0.08	0.04	350	24.1	*	300	N
126-05000300	5/16	7.9	2	.562	14.3	0.09	0.04	275	19.0	*	300	N
126-06000300	3/8	9.5	2	.625	15.9	0.11	0.05	250	17.2	*	300(d)	N
126-08000300	1/2	12.7	2	.810	20.6	0.18	0.08	250	17.2	*	300(d)	N
126-12000200	3/4	19.1	2	1.120	28.5	0.30	0.14	200	13.8	*	200(d)	N
126-16000200	1	25.4	2	1.370	34.8	0.39	0.18	150	10.3	*	200(d)	N
126-20000100	1-1/4	31.8	2	1.750	44.5	0.66	0.30	125	8.6	*	100	N
126-24000100	1-1/2	38.1	2	2.000	50.8	0.77	0.35	100	6.9	*	100	N

* **Couplings:** Refer to CrimpSource® at www.safehose.com for coupling recommendations and crimp specifications.

** **Stock:** “Y” indicates stocked item; “N” indicates non-stocked item. Stock status subject to change. Contact Parker Customer Service.

*** All tube compound ingredients used in this hose are listed in the U.S. FDA CFR, Title 21. Hose NSF 51 listed. Compound USP Class VI rated.

Alternate Packaging (contact Parker):

(d): Also available in 100-ft coils



THORO-BRAID® Clear PVC Hose

Series 7581

Series 7581 is a flexible PVC general industrial transfer hose for dry abrasive materials, light duty air, flexible conduit and water service. The hose features a smooth tube that is abrasion resistant and allows full flow. The clear PVC construction permits visual observation of materials being conveyed.

- Tube:** Clear PVC
- Reinforcement:** Multiple textile plies
- Cover:** Blue tint PVC; smooth finish
- Temp. Range:** -5°F to +170°F (-20°C to +76°C)
Working pressures are at 68°F (20°C). Higher temperatures reduce the available working pressure. See the PVC and Thermoplastic Temperature/Pressure chart on page 74.
- Brand Method:** Not branded
- Design Factor:** 3:1
- Applications:**
 - Dry abrasive materials
 - Air, flexible conduit, light vacuum, water, wire harness
- Vacuum:** Not recommended
- Packaging:** Coils

Part Number	ID (in)	ID (mm)	Reinf Plies	OD (in)	OD (mm)	Approx Wt (lbs/ft)	Approx Wt (kgs/ft)	Min Bend Rad (in)	Min Bend Rad (mm)	△ Max Rec WP @ 68°F (psi)	△ Max Rec WP @20°C (bar)	Perm Cplg Rec *	Std Pack Qty (ft)	Stock Status **
7581-251	1/4	6.4	2	0.433	11.0	0.06	0.03	1.2	30.5	285	19.7	*	300	Y
7581-381	3/8	9.5	2	0.630	16.0	0.11	0.05	2.0	50.8	240	16.6	*	300	Y
7581-501	1/2	12.7	2	0.787	20.0	0.13	0.06	2.4	61.0	215	14.8	*	300	Y
7581-631	5/8	15.9	2	0.866	22.0	0.18	0.08	3.2	81.3	190	13.1	*	300	Y
7581-751	3/4	19.1	2	1.024	26.0	0.22	0.10	4.0	101.6	185	12.8	*	300	Y
7581-1001	1	25.4	2	1.299	33.0	0.32	0.15	5.5	139.7	145	10.0	*	300	Y
7581-1251	1-1/4	31.8	2	1.614	41.0	0.45	0.20	7.1	180.3	95	6.6	*	100	Y
7581-1501	1-1/2	38.1	2	1.890	48.0	0.60	0.27	10.0	254.0	70	4.8	*	100	Y
7581-2001	2	50.8	2	2.441	62.0	0.91	0.41	11.8	299.7	70	4.8	*	100	Y

* **Couplings:** Refer to CrimpSource® at www.safehose.com for coupling recommendations and crimp specifications.

** **Stock:** "Y" indicates stocked item; "N" indicates non-stocked item. Stock status subject to change. Contact Parker Customer Service.

⚠ WARNING! Working pressures are at +68°F (+20°C). Higher temperatures reduce the available working pressure. See the PVC and Thermoplastic Temperature/Pressure chart on page 74.



HARVEST PLUS™

Food Suction Hose

Chlorobutyl Tube – Crush Resistant

FDA, PMO, USDA, 3-A

Series SM382

Series SM382 is a suction and discharge hose designed to handle non-fatty and non-oily foods, liquids, sanitary products and potable water in a variety of transfer applications. The hose is manufactured using polished stainless steel mandrels for an ultra-smooth tube that will not impart taste or odor, and is resistant to bacteria and microbes. The lightweight construction incorporates a unique dual monofilament helix that provides full suction capability with superior crush and kink resistance—allowing the hose to return to its original shape—and flexibility for ease of handling. The dual static wires provide a path to conduct an electrical charge to ground. The EPDM cover is resistant to abrasion, mild chemicals and ozone.

- Tube:** White chlorobutyl
- Reinforcement:** Multiple textile plies with dual monofilament helix and dual static wire
- Cover:** Gray EPDM; wrapped finish
- Temp. Range:** -40°F to +225°F (-40°C to +107°C)
- Brand Method:** Purple text on yellow stripe
- Brand Example:** PARKER SERIES SM382 HARVEST PLUS+ CRUSH RESISTANT FOOD/BEVERAGE/WINE SUCTION HOSE XXX PSI WP MEETS FDA/USDA/3-A REQUIREMENTS (3-A LOGO) MADE IN USA
- Design Factor:** 4:1
- Industry Standards:** FDA, PMO, USDA, 3-A
- Applications:**
 - Non-fatty and non-oily foods, liquids, milk, potable water, sanitary products
 - In-plant and tank transfer
 - Delivery, transport
- Vacuum:** 29 in Hg (737 mm Hg, 1-1/2" ID through 3" ID); 15" Hg (4" ID)
- Packaging:** Coils

Part Number	ID (in)	ID (mm)	Reinf Plies	OD (in)	OD (mm)	Approx Wt (lbs/ft)	Approx Wt (kgs/ft)	Min Bend Rad (in)	Min Bend Rad (mm)	Max Rec WP (psi)	Max Rec WP (bar)	Perm Cplg Rec *	Std Pack Qty (ft)	Stock Status **
SM382-1500	1-1/2	38.1	4	2.250	57.2	1.16	0.53	5.0	127.0	250	17.2	*	100	Y
SM382-2000	2	50.8	4	2.781	70.6	1.53	0.69	7.0	177.8	250	17.2	*	100	Y
SM382-2500	2-1/2	63.5	4	3.281	83.3	1.93	0.88	13.0	330.2	250	17.2	*	100	Y
SM382-3000	3	76.2	4	3.781	96.0	2.27	1.03	21.0	533.4	250	17.2	*	100	Y
SM382-4000	4	101.6	4	4.781	121.4	3.03	1.37	40.0	1016.0	200	13.8	*	100	Y

* **Couplings:** Refer to CrimpSource® at www.safehose.com for coupling recommendations and crimp specifications.

** **Stock:** “Y” indicates stocked item; “N” indicates non-stocked item. Stock status subject to change. Contact Parker Customer Service.

⚠ WARNING! Couplings attached with bands or clamps may reduce the working pressure of the hose assembly to less than the maximum rated working pressure of the hose. Refer to the NAHAD Industrial Hose Assembly Guidelines.



LIGHT-N-BRIGHT™ Food Suction Hose Chlorobutyl Tube – External PVC Helix FDA, PMO, USDA, 3-A Series SP330

Series SP330 is a suction and discharge hose designed to handle non-fatty and non-oily foods, liquids, sanitary products and potable water in a variety of transfer applications. The hose is manufactured using polished stainless steel mandrels for an ultra-smooth tube that will not impart taste or odor, and is resistant to bacteria and microbes. Series SP330 features a lightweight construction with an external PVC helix for full suction capability, superior flexibility and resistance to abrasion, crushing and kinking.

- Tube:** White chlorobutyl
- Reinforcement:** Multiple textile plies (with dual wire helix, 3" and 4" ID only)
- Cover:** Red synthetic rubber with external gray PVC helix
- Temp. Range:** -40°F to +225°F (-40°C to +107°C)
- Brand Method:** Not branded
- Design Factor:** 4:1
- Industry Standards:** FDA, PMO, USDA, 3-A
- Applications:**
 - Non-fatty and non-oily foods, liquids, milk, potable water, sanitary products
 - In-plant and tank transfer
 - Delivery, transport
- Vacuum:** 29 in Hg (737 mm Hg)
- Packaging:** Coils
- Couplings:** Requires SP100 banding coils.

Part Number	ID (in)	ID (mm)	Reinf Plies	OD (in)	OD (mm)	Approx Wt (lbs/ft)	Approx Wt (kgs/ft)	Min Bend Rad (in)	Min Bend Rad (mm)	Max Rec WP (psi)	Max Rec WP (bar)	Perm Cplg Rec *	Std Pack Qty (ft)	Stock Status **
SP330-2000	2	50.8	2	3.000	76.2	1.39	0.63	2.0	50.8	100	7.0	*	100	Y
SP330-2500	2-1/2	63.5	2	3.500	88.9	1.73	0.78	3.0	76.2	100	7.0	*	100	Y
SP330-3000	3	76.2	2	4.000	101.6	2.48	1.12	4.0	101.6	100	7.0	*	100	Y
SP330-4000	4	101.6	2	5.000	127.0	3.53	1.60	6.0	152.4	100	7.0	*	100	Y

* **Couplings:** Refer to CrimpSource® at www.safehose.com for coupling recommendations and crimp specifications.

** **Stock:** "Y" indicates stocked item; "N" indicates non-stocked item. Stock status subject to change. Contact Parker Customer Service.



Wort Hog™

Lightweight Brewers Discharge Hose

Chlorobutyl Tube

FDA, PMO, USDA

Series SS197

Series SS197 is a lightweight – yet heavy duty – discharge hose designed to handle beer, non-fatty and non-oily foods, liquids and potable water in brewery and winery transfer applications. The hose is manufactured using polished stainless steel mandrels for an ultra-smooth tube that will not impart taste or odor, and is resistant to bacteria and microbes. The EPDM cover is resistant to abrasion, mild chemicals and ozone.

- NOTES:**
- Do not use in applications where a static charge may develop, unless externally grounded.
 - Capped ends available upon request.

Tube:	White chlorobutyl
Reinforcement:	Multiple textile plies
Cover:	Red EPDM; wrapped finish
Temp. Range:	-40°F to +225°F (-40°C to +107°C)
Brand Method:	Red text on purple stripe
Brand Example:	PARKER SERIES SS197 WORT HOG™ BREWERS HOSE MEETS FDA/USDA/PMO REQUIREMENTS 300 PSI WP MADE IN USA
Design Factor:	4:1
Industry Standards:	FDA, PMO, USDA
Applications:	<ul style="list-style-type: none"> • Beer, liquids, milk, non-fatty and non-oily foods, potable water, sanitary products, wine • In-plant and tank transfer, • Delivery, transport
Vacuum:	Not recommended
Compare to:	ContiTech Brewline, Wineline; Novaflex Connoisseurs Discharge; Saint Gobain BRH
Packaging:	Coils

Part Number	ID (in)	ID (mm)	Reinf Plies	OD (in)	OD (mm)	Approx Wt (lbs/ft)	Approx Wt (kgs/ft)	Max Rec WP (psi)	Max Rec WP (bar)	Perm Cplg Rec *	Std Pack Qty (ft)	Stock Status **
SS197-1500	1-1/2	38.1	2	2.120	53.8	0.91	0.41	300	20.7	*	100	N
SS197-2000	2	50.8	4	2.830	71.9	1.43	0.65	300	20.7	*	100	N
SS197-3000	3	76.2	4	3.830	97.3	2.70	1.22	300	20.7	*	100	N

* **Couplings:** Refer to CrimpSource® at www.safehose.com for coupling recommendations and crimp specifications.

** **Stock:** “Y” indicates stocked item; “N” indicates non-stocked item. Stock status subject to change. Contact Parker Customer Service.

⚠ WARNING! Couplings attached with bands or clamps may reduce the working pressure of the hose assembly to less than the maximum rated working pressure of the hose. Refer to the NAHAD Industrial Hose Assembly Guidelines.



TITANFLEX®

Food Suction Hose

Chlorobutyl Tube

FDA, PMO, USDA, 3-A

Series SW630

Series SW630 is a suction and discharge hose designed to handle non-fatty and non-oily foods, liquids, sanitary products and potable water in a variety of transfer applications. The hose is manufactured using polished stainless steel mandrels for an ultra-smooth tube that will not impart taste or odor, and is resistant to bacteria and microbes. The tube cleans easily with 10% alkali bath, hot water, or open-end low pressure steam to 15 psi (1.0 bar). The lightweight construction incorporates a dual wire helix that provides full suction capability, kink resistance and a path to conduct a static electrical charge to ground. The EPDM cover is resistant to abrasion, mild chemicals and ozone.

- Tube:** White chlorobutyl
- Reinforcement:** Multiple textile plies with dual wire helix
- Cover:** Gray EPDM; wrapped finish
- Temp. Range:** -40°F to +225°F (-40°C to +107°C)
- Brand Method:** Blue text on white stripe
- Brand Example:** PARKER SERIES SW630 TITANFLEX® CHLOROBUTYL FOOD SUCTION MEETS FDA/3-A/USDA/PMO REQUIREMENTS (3-A LOGO) 200 PSI WP MADE IN USA

- Design Factor:** 4:1
- Industry Standards:** FDA, PMO, USDA, 3-A
- Applications:**
 - Non-fatty and non-oily foods, liquids, milk, potable water, sanitary products
 - In-plant and tank transfer
 - Delivery, transport

- Vacuum:** 29 in Hg (737 mm Hg)
- Packaging:** Coils

Part Number	ID (in)	ID (mm)	Reinf Plies	OD (in)	OD (mm)	Approx Wt (lbs/ft)	Approx Wt (kgs/ft)	Min Bend Rad (in)	Min Bend Rad (mm)	Max Rec WP (psi)	Max Rec WP (bar)	Perm Cplg Rec *	Std Pack Qty (ft)	Stock Status **
SW630-1500	1-1/2	38.1	2	2.125	54.0	0.98	0.44	4.5	114.3	200	13.8	*	100	Y
SW630-2000	2	50.8	2	2.641	67.1	1.37	0.62	6.0	152.4	200	13.8	*	100	Y
SW630-2500	2-1/2	63.5	2	3.156	80.2	1.77	0.80	7.5	190.5	200	13.8	*	100	N
SW630-3000	3	76.2	2	3.703	94.1	2.23	1.01	9.0	228.6	200	13.8	*	100	Y
SW630-4000	4	101.6	2	4.734	120.3	3.18	1.44	12.0	304.8	200	13.8	*	100	N

* **Couplings:** Refer to CrimpSource® at www.safehose.com for coupling recommendations and crimp specifications.
 ** **Stock:** "Y" indicates stocked item; "N" indicates non-stocked item. Stock status subject to change. Contact Parker Customer Service.

⚠ WARNING! Couplings attached with bands or clamps may reduce the working pressure of the hose assembly to less than the maximum rated working pressure of the hose. Refer to the NAHAD Industrial Hose Assembly Guidelines.





TITANFLEX® Food Suction Hose Nitrile Tube FDA, PMO, USDA, 3-A Series SW640

Series SW640 is an extremely flexible, kink resistant suction and discharge hose designed to handle dry materials, fatty and oily foods, liquids, sanitary products and potable water in a variety of transfer applications. The hose is manufactured using polished stainless steel mandrels for an ultra-smooth, bacteria-free tube that will not impart taste or odor. The tube cleans easily with 10% alkali bath, hot water, or open-end low pressure steam to 15 psi (1.0 bar). The lightweight construction incorporates a dual wire helix that provides full suction capability, kink resistance and a path to conduct a static electrical charge to ground. The nitrile cover is resistant to abrasion and oil.

Tube:	White nitrile
Reinforcement:	Multiple textile plies with dual wire helix
Cover:	Gray nitrile; wrapped finish
Temp. Range:	-20°F to +225°F (-29°C to +107°C)
Brand Method:	Gray text on blue stripe
Brand Example:	PARKER SERIES SW640 TITANFLEX® NITRILE FOOD SUCTION MEETS FDA/3-A/USDA/PMO REQUIREMENTS (3-A LOGO) XXX PSI WP MADE IN USA
Design Factor:	4:1
Industry Standards:	FDA, PMO, USDA, 3-A
Applications:	<ul style="list-style-type: none"> • Fatty and oily foods, liquids, milk, potable water, sanitary products • In-plant and tank transfer • Delivery, transport
Vacuum:	29 in Hg (737 mm Hg)
Packaging:	Coils

Part Number	ID (in)	ID (mm)	Reinf Plies	OD (in)	OD (mm)	Approx Wt (lbs/ft)	Approx Wt (kgs/ft)	Min Bend Rad (in)	Min Bend Rad (mm)	Max Rec WP (psi)	Max Rec WP (bar)	Perm Cplg Rec *	Std Pack Qty (ft)	Stock Status **
SW640-1500	1-1/2	38.1	2	2.000	50.8	0.95	0.43	5.0	127.0	250	17.2	*	100	N
SW640-2000	2	50.8	2	2.500	63.5	1.29	0.59	6.0	152.4	250	17.2	*	100	N
SW640-2500	2-1/2	63.5	2	3.000	76.2	1.58	0.72	7.0	177.8	200	13.8	*	100	N
SW640-3000	3	76.2	2	3.625	92.1	2.05	0.93	8.0	203.2	200	13.8	*	100	N
SW640-4000	4	101.6	2	4.688	119.1	3.14	1.42	11.0	279.4	200	13.8	*	100	N

* **Couplings:** Refer to CrimpSource® at www.safehose.com for coupling recommendations and crimp specifications.

** **Stock:** "Y" indicates stocked item; "N" indicates non-stocked item. Stock status subject to change. Contact Parker Customer Service.

⚠ WARNING! Couplings attached with bands or clamps may reduce the working pressure of the hose assembly to less than the maximum rated working pressure of the hose. Refer to the NAHAD Industrial Hose Assembly Guidelines.



WAVEMASTER™

Marine Barrier Fuel Line / Vent Hose

ABYC, CARB, CE, EPA, ISO, NMMA, SAE, USCG

Series 7165

Series 7165 is a premium, low permeation fuel tank feed and vent hose for refined fuels such as biodiesel (to B100 in dedicated and non-dedicated service), alcohol blended fuels, diesel, ethanol and gasoline in marine applications. The hose incorporates a thermoplastic barrier to resist fuel permeation and the cover is resistant to abrasion, oil and weathering. Series 7165 is flexible for easy routing in engine compartments and as a feed line to fuel tanks where liquid fuel is continuously in the hose under normal conditions.

NOTE: Refer to the table in the Petroleum Transport section of Catalog 4800 for fuel compatibility and service conditions.

Tube: Translucent Nylon
Reinforcement: Multiple textile plies
Cover: Black nitrile/PVC; smooth finish
Temp. Range: -20°F to +212°F (-29°C to +100°C)
Brand Method: **Side One:** White ink
Side Two: Solid red stripe

Brand Example: PARKER SERIES 7165 WAVEMASTER MARINE FUEL HOSE – EPA COMPLIANT – (x)9PKHPLINE165 – SAE J1527 USCG TYPE A1-15 ISO 7840 A1 CE NMMA TYPE ACCEPTED (ID) USA PH USE WITH ABYC COMPLIANT SYSTEMS AND FITTINGS ONLY (DATE CODE)

NOTE: (x) changes every year

Design Factor: 4:1

Industry Standards: ABYC, CARB, CE, EPA, ISO 7840 A1, NMMA, SAE J1527 A1-15, USCG A1

Applications:

- Biodiesel (to B100 in dedicated and non-dedicated service), diesel, ethanol, gasoline, oil
- Marine fuel/vent systems

Vacuum: Not recommended

Compare to: ContiTech Marine Fuel Line Flexshield

Packaging: Reels

Couplings: ABYC compliant

Part Number	ID (in)	ID (mm)	Reinf Plies	OD (in)	OD (mm)	Approx Wt (lbs/ft)	Approx Wt (kgs/ft)	Min Bend Rad (in)	Min Bend Rad (mm)	Max Rec WP (psi)	Max Rec WP (bar)	Perm Cplg Rec *	Std Pack Qty (ft)	Stock Status **
7165-25250	1/4	6.3	2	0.536	13.6	0.11	0.05	2.5	63.5	100	7.0	*	250	Y
7165-31250	5/16	7.9	2	0.611	15.5	0.13	0.06	2.5	63.5	100	7.0	*	250	Y
7165-38250	3/8	9.5	2	0.681	17.3	0.16	0.07	2.5	63.5	100	7.0	*	250	Y
7165-50250	1/2	12.7	2	0.821	20.9	0.20	0.09	4.5	114.3	100	7.0	*	250	Y
7165-63250	5/8	16.0	2	1.000	25.4	0.30	0.14	4.5	114.3	75	5.2	*	250	Y

* **Couplings:** Refer to CrimpSource® at www.safehose.com for coupling recommendations and crimp specifications.

** **Stock:** “Y” indicates stocked item; “N” indicates non-stocked item. Stock status subject to change. Contact Parker Customer Service.

⚠ WARNING! Couplings attached with bands or clamps may reduce the working pressure of the hose assembly to less than the maximum rated working pressure of the hose. Refer to the NAHAD Industrial Hose Assembly Guidelines.



Marine Softwall Wet Exhaust Hose

ABYC, SAE, USCG

Series SS269 / Series ES269

Series SS269/Series ES269 is a heavy duty softwall marine exhaust hose for use as a flexible connection to circulate, transfer and cool engine water and expended hot gases in discharge lines, heat exchangers and wet exhaust systems. The hose is easier to install and absorbs more vibration than rigid pipe or tubing. The cover is resistant to oil and ozone, and is available in multiple incremental sizes for connection to various sizes of pipe used in the marine industry.

NOTE: Do not use with refined oil or fuel, or in suction applications.

Tube:	Black nitrile
Reinforcement:	Multiple textile plies
Cover:	Black nitrile; wrapped finish
Temp. Range:	-40°F to +200°F (-40°C to +93°C)
Brand Method:	Black text on blue stripe
Brand Example:	PARKER SERIES SS269 (ID) SOFTWALL MARINE WET EXHAUST HOSE XXX PSI WP U.S.C.G. TYPE SAE J2006R1 (DATE CODE) MEETS STANDARDS FOR ABYC MADE IN USA
Design Factor:	4:1
Industry Standards:	ABYC; USCG/SAE J2006R1
Applications:	<ul style="list-style-type: none"> • Hot exhaust fumes; oil, nonpotable water • Marine coolant systems, wet exhaust
Vacuum:	Not recommended
Packaging:	Coils

(Continued on the following page)

⚠ WARNING! Couplings attached with bands or clamps may reduce the working pressure of the hose assembly to less than the maximum rated working pressure of the hose. Refer to the NAHAD Industrial Hose Assembly Guidelines.

Series SS269 / Series ES269 – Marine Softwall Wet Exhaust Hose (Continued)

Part Number	ID (in)	ID (mm)	Reinf Plies	OD (in)	OD (mm)	Approx Wt (lbs/ft)	Approx Wt (kgs/ft)	Max Rec WP (psi)	Max Rec WP (bar)	Perm Cplg Rec *	Std Pack Qty (ft)	Stock Status **
SS269-1000	1	25.4	2	1.440	36.6	0.45	0.20	200	13.8	*	50	N
SS269-1125	1-1/8	28.6	2	1.566	39.8	0.51	0.23	200	13.8	*	50	N
SS269-1250	1-1/4	31.8	2	1.788	45.4	0.71	0.32	200	13.8	*	50	Y
SS269-1312	1-5/16	33.3	2	1.846	46.9	0.73	0.33	200	13.8	*	50	Y
SS269-1375	1-3/8	34.9	2	1.913	48.6	0.77	0.35	200	13.8	*	50	N
SS269-1500	1-1/2	38.1	2	2.035	51.7	0.81	0.37	200	13.8	*	50	Y
SS269-1625	1-5/8	41.3	2	2.189	55.6	0.90	0.41	200	13.8	*	50	Y
SS269-1750	1-3/4	44.5	2	2.283	58.0	0.91	0.41	200	13.8	*	50	Y
SS269-1875	1-7/8	47.6	2	2.409	61.2	0.96	0.44	200	13.8	*	50	Y
SS269-2000	2	50.8	4	2.567	65.2	1.11	0.50	200	13.8	*	50	Y
SS269-2125	2-1/8	54.0	4	2.692	68.4	1.18	0.54	200	13.8	*	25	N
SS269-2250	2-1/4	57.2	4	2.819	71.6	1.24	0.56	200	13.8	*	25	Y
SS269-2375	2-3/8	60.3	4	2.964	75.3	1.33	0.60	200	13.8	*	25	Y
SS269-2500	2-1/2	63.5	4	3.067	77.9	1.35	0.61	200	13.8	*	25	Y
SS269-2625	2-5/8	66.7	4	3.200	81.3	1.43	0.65	200	13.8	*	25	Y
SS269-2750	2-3/4	69.9	4	3.307	84.0	1.45	0.66	200	13.8	*	25	Y
SS269-2875	2-7/8	66.7	4	3.425	87.0	1.46	0.66	200	13.8	*	25	Y
SS269-3000	3	76.2	4	3.660	93.0	1.83	0.83	200	13.8	*	25	Y
SS269-3500	3-1/2	88.9	4	4.145	105.3	2.08	0.94	200	13.8	*	25	Y
SS269-4000	4	101.6	4	4.629	117.6	2.32	1.05	200	13.8	*	25	Y
SS269-4500	4-1/2	114.3	4	5.145	130.7	2.55	1.16	200	13.8	*	25	Y
SS269-5000	5	127.0	6	5.850	148.6	3.69	1.68	200	13.8	*	25	Y
SS269-5562	5-9/16	141.3	6	6.410	162.8	4.09	1.86	200	13.8	*	25	Y
SS269-6000	6	152.4	6	6.898	175.2	4.65	2.11	200	13.8	*	25	Y

* **Couplings:** Refer to CrimpSource® at www.safehose.com for coupling recommendations and crimp specifications.

** **Stock:** “Y” indicates stocked item; “N” indicates non-stocked item. Stock status subject to change. Contact Parker Customer Service.

Series ES269

Custom Made Hose

NOTE: Other customized versions of this product are available. Contact Parker.

Part Number	ID (in)	ID (mm)	Reinf Plies	OD (in)	OD (mm)	Approx Wt (lbs/ft)	Approx Wt (kgs/ft)	Max Rec WP (psi)	Max Rec WP (bar)	Max Length (ft)
ES269-6625	6-5/8	168.3	6	7.500	190.5	5.00	2.27	200	13.8	100
ES269-7000	7	177.8	6	7.875	200.0	5.20	2.36	200	13.8	100
ES269-8000	8	203.2	6	8.858	225.0	5.90	2.68	150	10.3	50
ES269-8625	8-5/8	219.1	6	9.483	240.9	6.80	3.09	150	10.3	50





ARMADA®

Marine Multipurpose, Fuel Fill / Vent and Hardwall Wet Exhaust Hose

ABYC, ISO, NMMA, SAE, USCG

Series SW569

Series SW569 is an extremely versatile suction and discharge hose for diverse applications such as bilge pump intake, discharge and ventilation; cabin heating; coolant and radiator service; oil and fuel systems using biodiesel (to B100 in dedicated service), ethanol, and gasoline; lubrication systems; wet exhaust systems; nonpotable water systems; and toilet and bath connections. Series SW569 incorporates a dual wire helix that provides full suction capability, flexibility and kink resistance, and the cover is resistant to oil and ozone. The hose is available in multiple incremental sizes for connection to various sizes of pipe used in the marine industry.

- NOTES:**
- Refer to the table in the Petroleum Transport section of Catalog 4800 for fuel compatibility and service conditions.
 - Do not use in applications requiring low-permeation fuel feed hose (SAE J1527 A1-15).

Tube:	Black nitrile
Reinforcement:	Multiple textile plies with dual wire helix
Cover:	Black chloroprene; wrapped finish
Temp. Range:	-20°F to +212°F (-29°C to +100°C)
Brand Method:	Black text on yellow stripe
Brand Example:	PARKER SERIES SW569 ARMADA (ID) MARINE FUEL/WET EXHAUST HOSE XX PSI WP MADE IN USA
Design Factor:	4:1
Industry Standards:	ABYC H-24; NMMA; SAE J1527 A1 and A2 Style R2; SAE J1942 Codes F, VW, NVW; SAE J2006 R2; SAE J20R2 B; SAE J20R4 B; SAE J20R5 B; SAE J30R5; ISO 7840 A1; ISO 8469 B1; USCG
Applications:	<ul style="list-style-type: none"> • Biodiesel (to B100 in dedicated service), diesel, ethanol, gasoline, oil • Hot exhaust fumes, nonpotable water • Marine coolant and fuel/vent systems, wet exhaust
Vacuum:	29 in Hg (737 mm Hg)
Compare to:	Thermoid 7910 Bellowsflex A
Packaging:	Coils

(Continued on the following page)

⚠ WARNING! Couplings attached with bands or clamps may reduce the working pressure of the hose assembly to less than the maximum rated working pressure of the hose. Refer to the NAHAD Industrial Hose Assembly Guidelines.

Series SW569 – ARMADA® Marine Multipurpose, Fuel Fill / Vent and Hardwall Wet Exhaust Hose (Continued)

Part Number	ID (in)	ID (mm)	Reinf Plies	OD (in)	OD (mm)	Approx Wt (lbs/ft)	Approx Wt (kgs/ft)	Min Bend Rad (in)	Min Bend Rad (mm)	Max Rec WP (psi)	Max Rec WP (bar)	Perm Cplg Rec *	Std Pack Qty (ft)	Stock Status **
SW569-500	1/2	12.7	2	0.890	22.6	0.29	0.13	2	38	75	5.2	*	50	Y
SW569-625	5/8	15.9	2	1.039	26.4	0.37	0.17	2	38	75	5.2	*	50	Y
SW569-750	3/4	19.1	2	1.157	29.4	0.42	0.19	2	38	75	5.2	*	50	Y
SW569-875	7/8	22.2	2	1.307	33.2	0.50	0.23	2	51	75	5.2	*	50	Y
SW569-1000	1	25.4	2	1.409	35.8	0.53	0.24	2	51	75	5.2	*	50	Y
SW569-1062	1-1/16	27.0	2	1.486	37.7	0.58	0.26	2	51	75	5.2	*	50	N
SW569-1125	1-1/8	28.6	2	1.560	39.6	0.62	0.28	3	64	75	5.2	*	50	N
SW569-1250	1-1/4	31.8	2	1.661	42.2	0.64	0.29	3	64	75	5.2	*	50	Y
SW569-1312	1-5/16	33.3	2	1.720	43.7	0.66	0.30	3	76	75	5.2	*	50	N
SW569-1375	1-3/8	34.9	2	1.811	46.0	0.74	0.34	3	76	75	5.2	*	50	Y
SW569-1500	1-1/2	38.1	2	1.906	48.4	0.78	0.35	3	76	50	3.4	*	50	Y
SW569-1625	1-5/8	41.3	2	2.043	51.9	0.87	0.39	4	89	50	3.4	*	50	Y
SW569-1750	1-3/4	44.5	2	2.180	55.4	0.96	0.44	4	89	50	3.4	*	50	Y
SW569-1875	1-7/8	47.6	2	2.354	59.8	1.14	0.52	4	102	50	3.4	*	50	Y
SW569-2000	2	50.8	2	2.480	63.0	1.18	0.54	5	114	50	3.4	*	50	Y
SW569-2125	2-1/8	54.0	2	2.559	65.0	1.22	0.55	5	114	50	3.4	*	50	N
SW569-2250	2-1/4	57.2	2	2.685	67.6	1.33	0.60	5	114	50	3.4	*	50	Y
SW569-2375	2-3/8	60.3	2	2.830	71.9	1.40	0.64	6	152	50	3.4	*	50	Y
SW569-2500	2-1/2	63.5	2	2.933	73.3	1.41	0.67	7	178	50	3.4	*	50	Y
SW569-2625	2-5/8	66.7	2	3.073	78.0	1.52	0.69	8	203	50	3.4	*	50	N
SW569-2750	2-3/4	69.9	2	3.213	81.6	1.63	0.74	8	203	40	2.8	*	50	Y
SW569-2875	2-7/8	73.0	2	3.330	84.6	1.67	0.76	8	203	40	2.8	*	50	Y
SW569-3000	3	76.2	2	3.456	87.8	1.74	0.79	9	229	40	2.8	*	50	Y
SW569-3125	3-1/8	79.4	2	3.606	91.6	1.90	0.86	10	241	40	2.8	*	50	N
SW569-3250	3-1/4	82.6	2	3.708	94.2	2.02	0.92	10	241	40	2.8	*	50	N
SW569-3500	3-1/2	88.9	2	3.984	101.2	2.13	0.97	10	254	40	2.8	*	50	Y
SW569-4000	4	101.6	2	4.503	114.4	2.50	1.13	12	305	40	2.8	*	25	Y
SW569-4500	4-1/2	114.3	2	5.039	128.0	3.00	1.36	14	356	40	2.8	*	25	N
SW569-5000	5	127.0	2	5.503	139.8	3.19	1.45	22	559	40	2.8	*	25	N
SW569-5500	5-1/2	139.7	2	6.059	153.9	3.87	1.74	25	635	40	2.8	*	25	N
SW569-6000	6	152.4	2	6.582	167.2	4.30	1.83	28	711	40	2.8	*	25	N

* **Couplings:** Refer to CrimpSource® at www.safehose.com for coupling recommendations and crimp specifications.

** **Stock:** "Y" indicates stocked item; "N" indicates non-stocked item. Stock status subject to change. Contact Parker Customer Service.





MPW-1000[®] High Pressure Wire Braid Multipurpose Hose Series 7204

Series 7204 is an extremely versatile hose designed to handle air, mild chemicals, oil, refined fuels such as biodiesel (to B20 in dedicated and non-dedicated service), diesel, ethanol and gasoline, saturated steam and water. The hose construction incorporates a premium grade tube especially suited for high temperature materials such as hot asphalt, glue, oil, tar and wax to 300°F continuous/350°F intermittent (149°C/177°C). The wire braid reinforcement provides durability, kink resistance and high pressure capability, and the cover is resistant to heat, oil and weathering. Series 7204 is also designed for saturated steam applications at temperatures to 368°F (187°C) and pressures to 150 psi (10.3 bar).

NOTES: • Refer to the table in the Petroleum Transport section of Catalog 4800 for fuel compatibility and service conditions.

- Do not use for fuel dispensing or service applications requiring API, NFPA, UL, ULC or any other agency approval or listing.

Tube:	Black nitrile
Reinforcement:	One wire braid
Cover:	Black chloroprene; perforated wrapped finish
Temp. Range:	Steam: -20°F to +368°F (-29°C to +187°C) saturated steam to 150 psi max WP Other: -20°F to +300°F (-29°C to +149°C) / 350°F (177°C) intermittent
Brand Method:	Embossed
Brand Example:	PARKER SERIES 7204 - MPW XXX PSI MAX WP (DATE CODE) MADE IN USA
Design Factor:	4:1 (10:1 steam @ 150 psi/10.3 bar)
Industry Standards:	None applicable
Applications:	<ul style="list-style-type: none"> • Air, mild chemicals, oil, water; hot asphalt, glue, oil, tar & wax; steam; biodiesel (to B20 in dedicated and non-dedicated service), diesel, ethanol, gasoline • High pressure washdown; cleaning containment vessels and manufacturing equipment; cleaning and heating processing equipment • General industrial, manufacturing and processing plants, refineries
Vacuum:	Not recommended
Compare to:	ContiTech Pyroflex; Eaton Boston Hot Tar Pumping; Gates 319MB Gold Master Reels
Packaging:	Reels

Part Number	ID (in)	ID (mm)	Reinf Braids	OD (in)	OD (mm)	Approx Wt (lbs/ft)	Approx Wt (kgs/ft)	Min Bend Rad (in)	Min Bend Rad (mm)	Non-Steam Applications		Perm Cplg Rec *	Std Pack Qty (ft)	Stock Status **
										Max Rec WP (psi)	Max Rec WP (bar)			
7204-501	1/2	12.7	1	0.906	23.0	0.34	0.15	7.0	177.8	1000	68.9	43	500	N
7204-751	3/4	19.1	1	1.187	30.1	0.52	0.24	10.0	254.0	1000	68.9	43	500	Y
7204-1001	1	25.4	1	1.500	38.1	0.75	0.34	12.0	304.8	1000	68.9	43	500	Y

* **Couplings:** Refer to CrimpSource[®] at www.safehose.com for coupling recommendations and crimp specifications.

** **Stock:** "Y" indicates stocked item; "N" indicates non-stocked item. Stock status subject to change. Contact Parker Customer Service.

⚠️ WARNINGS!

- ▶ Failure to properly inspect, maintain, test and use steam hose assemblies may result in property damage, personal injury or death. Refer to ARPM publication IP-11-1, "Guide for Use, Testing and Inspection of Steam Hose."
- ▶ Water changes to hot water and phases of steam when subjected to heat and pressure. The greater the pressure, the higher the temperature required to achieve and maintain a steam phase. If steam escapes, dangerous quantities of heat may be released very suddenly. Exposure to hot water, low pressure steam and high pressure steam may cause severe scalding or fatal burns.
- ▶ Use only hoses designated for steam service for steam applications. Use ONLY Parker recommended hose/coupling combinations for steam applications. Refer to CrimpSource[®] at www.safehose.com.
- ▶ Prior to use with detergents or rust inhibitors, refer to the chemical guide in Catalog 4800 or contact Parker.
- ▶ Drain steam hose after each use to reduce the possibility of hose popcorning while in service.
- ▶ Couplings attached with bands or clamps may reduce the working pressure of the hose assembly to less than the maximum rated working pressure of the hose. Refer to the NAHAD Industrial Hose Assembly Guidelines.

Parker Industrial Hose Customer Service
866 810 HOSE (4673) 800 242 HOSE (4673)
Wickliffe, OH South Gate, CA
Eastern USA Western USA

www.safehose.com
www.hosefinder.com
e-mail: indhose@parker.com



Sand Blast Hose

Natural Rubber Tube

Series 7244

Series 7244 is designed to blast sand and other abrasive materials to clean, condition or strip cement, steel, stone and other materials in a variety of applications. The thick, static dissipating natural rubber tube provides abrasion resistance and a heavy wall provides kink resistance. The blended rubber cover is resistant to abrasion and weathering.

Tube:	Black natural rubber; static dissipating
Reinforcement:	Multiple textile plies
Cover:	Black synthetic rubber blend
Temp. Range:	-20°F to +160°F (-29°C to +71°C)
Brand Method:	Embossed
Brand Example:	PARKER SERIES 7244 SAND BLAST HOSE 150 PSI WP
Design Factor:	3:1
Industry Standards:	None applicable
Applications:	<ul style="list-style-type: none"> • Abrasive materials, sand • Clean, condition or strip cement, steel, stone and other materials • Construction, general industrial, shipyards
Vacuum:	Not recommended
Compare to:	ContiTech Plicord Blast; Kuriyama Sand Blast; XF Blast
Packaging:	Coils

Part Number	ID (in)	ID (mm)	Reinf Plies	OD (in)	OD (mm)	Approx Wt (lbs/ft)	Approx Wt (kgs/ft)	Max Rec WP (psi)	Max Rec WP (bar)	Std Pack Qty (ft)	Stock Status **
7244-500	1/2	12.7	2	1.060	28.8	0.40	0.18	150	10.3	50	Y
7244-750	3/4	19.1	4	1.500	38.1	0.65	0.29	150	10.3	50	Y
7244-1000	1	25.4	4	1.890	47.3	1.00	0.45	150	10.3	50	Y
7244-1250	1-1/4	31.8	4	2.170	53.8	1.25	0.57	150	10.3	50	Y
7244-1500	1-1/2	38.1	4	2.360	60.0	1.30	0.59	150	10.3	50	Y
7244-2000	2	50.8	4	2.870	72.8	1.75	0.79	150	10.3	50	Y

** Stock: "Y" indicates stocked item; "N" indicates non-stocked item. Stock status subject to change. Contact Parker Customer Service.



Dry Cement Hose

1/8" SBR Tube

Series SS135

Series SS135 is a lightweight, low pressure discharge hose for dry abrasive materials such as cement and powders. The static dissipating 1/8" SBR tube provides abrasion resistance and the SBR cover is resistant to abrasion, cuts, scuffs and weathering.

Tube:	1/8" Black SBR; static dissipating
Reinforcement:	Multiple textile plies
Cover:	Black SBR; wrapped finish
Temp. Range:	-40°F to +180°F (-40°C to +83°C)
Brand Method:	Black text on white stripe
Brand Example:	PARKER SERIES SS135 DRY CEMENT DISCHARGE 65 PSI WP MADE IN USA
Design Factor:	4:1
Industry Standards:	None applicable
Applications:	<ul style="list-style-type: none"> • Abrasive materials, dry cement, lime, powders, silica • Bulk transport trucks • Construction, general industrial
Vacuum:	Not recommended
Compare to:	ContiTech Black Softwall; Eaton Boston Lynx HD; Gates Dry Cement Delivery; Thermoid Transporter
Packaging:	Coils

Part Number	ID (in)	ID (mm)	Reinf Plies	OD (in)	OD (mm)	Approx Wt (lbs/ft)	Approx Wt (kgs/ft)	Max Rec WP (psi)	Max Rec WP (bar)	Std Pack Qty (ft)	Stock Status **
SS135-4000	4	101.6	2	4.500	114.3	1.49	0.68	65	4.5	100	Y
SS135-4500	4-1/2	114.3	2	5.000	127.0	1.71	0.78	65	4.5	100	Y
SS135-5000	5	127.0	2	5.500	139.7	1.90	0.86	65	4.5	100	N
SS135-6000	6	152.4	2	6.560	166.6	2.32	1.05	65	4.5	100	N

** **Stock:** "Y" indicates stocked item; "N" indicates non-stocked item. Stock status subject to change. Contact Parker Customer Service.

⚠ WARNING! Couplings attached with bands or clamps may reduce the working pressure of the hose assembly to less than the maximum rated working pressure of the hose. Refer to the NAHAD Industrial Hose Assembly Guidelines.



Heavy Duty Dry Cement Hose

1/4" SBR Tube

Series SS247

Series SS247 is a flexible, heavy duty discharge hose for dry abrasive materials such as pebble lime and sand. The static dissipating 1/4" SBR tube provides abrasion resistance and the SBR cover is resistant to abrasion, cuts, scuffs and weathering.

NOTE: Customized versions of this product are available. Contact Parker.

Tube:	1/4" Black SBR; static dissipating
Reinforcement:	Multiple textile plies
Cover:	Black SBR; wrapped finish
Temp. Range:	-40°F to +180°F (-40°C to +83°C)
Brand Method:	Black text on blue stripe
Brand Example:	PARKER SERIES SS247 HEAVY DUTY DRY CEMENT HOSE XX PSI WP MADE IN USA
Design Factor:	3:1
Industry Standards:	None applicable
Applications:	<ul style="list-style-type: none"> • Dry abrasive materials, cement, pebble lime, powders, sand, silica • In-plant transfer/loading, bulk transport trucks • Construction, general industrial
Vacuum:	Not recommended
Compare to:	ContiTech Black Softwall; Eaton Boston Lynx HD; Gates Dry Cement Delivery; Thermoid Transporter
Packaging:	Coils

Part Number	ID (in)	ID (mm)	Reinf Plies	OD (in)	OD (mm)	Approx Wt (lbs/ft)	Approx Wt (kgs/ft)	Max Rec WP (psi)	Max Rec WP (bar)	Std Pack Qty (ft)	Stock Status **
SS247-4000	4	101.6	2	4.750	120.7	2.49	1.13	75	5.2	100	Y
SS247-4500	4-1/2	114.3	2	5.250	133.4	2.79	1.27	75	5.2	100	N
SS247-5000	5	127.0	2	5.750	146.1	3.11	1.41	75	5.2	100	Y
SS247-6000	6	152.4	2	6.750	171.5	3.69	1.67	70	4.8	100	N
SS247-8000	8	203.2	2	8.750	222.3	4.88	2.21	60	4.1	100	N

** Stock: "Y" indicates stocked item; "N" indicates non-stocked item. Stock status subject to change. Contact Parker Customer Service.

⚠ WARNING! Couplings attached with bands or clamps may reduce the working pressure of the hose assembly to less than the maximum rated working pressure of the hose. Refer to the NAHAD Industrial Hose Assembly Guidelines.



Hot Tar & Asphalt Hose

Series SW387

Series SW387 is a suction and discharge hose for high temperature materials such as hot asphalt, glue, oil, tar and wax to 300°F continuous/350°F intermittent (149°C/177°C). The hose construction incorporates a dual wire helix that provides full suction capability, kink resistance and a path to conduct a static electrical charge to ground. The cover is resistant to abrasion, heat, oil and weathering.

NOTE: For other hot tar and asphalt hoses, refer to Series 7204 and Series EW499 in Catalog 4800.

Tube: Black nitrile; ARPM Class A oil resistance
Reinforcement: Multiple textile plies with dual wire helix
Cover: Black nitrile; ARPM Class A oil resistance; wrapped finish
Temp. Range: -40°F to +350°F (-40°C to +177°C)
Brand Method: Black text on red stripe
Brand Example: PARKER SERIES SW387 HOT TAR & ASPHALT XXX PSI WP
 MADE IN USA

Design Factor: 4:1

Industry Standards: None applicable

Applications:

- Hot asphalt, glue, oil, tar
- In-plant and storage tank transfer
- Delivery, transport applicator trucks

Vacuum: 29 in Hg (737 mm Hg)

Compare to: ContiTech Pyroflex; Eaton Boston Black Cat; Thermoid Transporter

Packaging: Coils

Part Number	ID (in)	ID (mm)	Reinf Plies	OD (in)	OD (mm)	Approx Wt (lbs/ft)	Approx Wt (kgs/ft)	Min Bend Rad (in)	Min Bend Rad (mm)	Max Rec WP (psi)	Max Rec WP (bar)	Std Pack Qty (ft)	Stock Status **
SW387-1500	1-1/2	38.1	2	2.125	54.0	0.98	0.44	6.0	152.4	150	10.3	100	Y
SW387-2000	2	50.8	2	2.625	66.7	1.43	0.65	8.0	203.2	150	10.3	100	Y
SW387-2500	2-1/2	63.5	2	3.375	85.7	1.84	0.83	10.0	254.0	150	10.3	100	N
SW387-3000	3	76.2	2	3.750	95.3	2.42	1.10	12.0	304.8	150	10.3	100	Y
SW387-4000	4	101.6	2	4.813	122.2	3.60	1.63	18.0	457.2	150	10.3	100	Y

* **Couplings:** Refer to CrimpSource® at www.safehose.com for coupling recommendations and crimp specifications.

** **Stock:** "Y" indicates stocked item; "N" indicates non-stocked item. Stock status subject to change. Contact Parker Customer Service.

⚠ WARNING! Do not use for continuous service at 350°F. Do not use above 350°F for any service or any duration. Using above the recommended service duration or temperature may lead to premature hose failure and property damage, personal injury or death.



TRANSLITE® Tank Truck Hose

Series 7216 (Black) and Series 7217 (Red)

Series 7216/7217 is a suction and discharge hose designed to handle oil and refined fuels such as biodiesel (to B20 in dedicated service), diesel, ethanol and gasoline. The hose construction incorporates a wire helix that provides full suction capability, kink resistance, and a path to conduct a static electrical charge to ground. The cover is resistant to abrasion, oil and weathering. Series 7216/7217 is available in 200-foot continuous lengths.

NOTE: Refer to the table in the Petroleum Transport section of Catalog 4800 for fuel compatibility and service conditions.

- Tube:** Black nitrile
- Reinforcement:** Multiple textile plies with wire helix
- Cover:** **7216:** Black nitrile; wrapped finish
7217: Red chloroprene; wrapped finish
- Temp. Range:** -40°F to +200°F (-40°C to +93°C)
- Brand Method:** **7216:** Black text on orange stripe
7217: Red text on white stripe
- Brand Example:** **7216:** PARKER SERIES 7216/SW309 TRANSLITE® TANK TRUCK HOSE XXX PSI MAX WP MADE IN USA (LOT #)
7217: PARKER SERIES 7217 TRANSLITE® TANK TRUCK HOSE 150 PSI MAX WP MADE IN USA (LOT #)
- Design Factor:** 4:1
- Industry Standards:** None applicable
- Applications:**
 - Biodiesel (to B20 in dedicated service), diesel, ethanol, gasoline, oil
 - In-plant and storage tank transfer
 - Delivery, transport
- Vacuum:** 29 in Hg (737 mm Hg)
- Compare to:** ContiTech Plicord Flexwing; Eaton Boston Puma; Gates Longhorn
- Packaging:** Coils

⚠ WARNINGS!

- ▶ Couplings attached with bands or clamps may reduce the working pressure of the hose assembly to less than the maximum rated working pressure of the hose. Refer to the NAHAD Industrial Hose Assembly Guidelines.
- ▶ Do not use for oil or fuel transfer service in or on open water.

Part Number 7216 or 7217	ID (in)	ID (mm)	Reinf Plies	OD (in)	OD (mm)	Approx Wt (lbs/ft)	Approx Wt (kgs/ft)	Min Bend Rad (in)	Min Bend Rad (mm)	Max Rec WP (psi)	Max Rec WP (bar)	Perm Cplg Rec *	Std Pack Qty (ft)	7216 Stock Status **	7217 Stock Status **
-1002	1	25.4	2	1.364	34.6	0.42	0.19	2.0	50.8	150	10.3	*	100	Y	N
-1252	1-1/4	31.8	2	1.670	42.4	0.59	0.27	3.0	76.2	150	10.3	*	100	Y	N
-1502	1-1/2	38.1	2	1.968	50.0	0.83	0.38	4.0	101.6	150	10.3	RST	100	Y	N
-2002	2	50.8	2	2.520	64.0	1.14	0.52	6.0	152.4	150	10.3	RE, RST, TM	100	Y	N
-2502	2-1/2	63.5	2	3.028	76.9	1.43	0.65	9.0	228.6	150	10.3	*	100	Y	N
-3002	3	76.2	2	3.543	90.0	1.83	0.83	12.0	304.8	150	10.3	RE, RST, TM	100	Y	N
-4002	4	101.6	2	4.656	118.3	2.97	1.35	16.0	406.4	150	10.3	HAPS	100	Y	N
-5004***	5	127.0	4	5.787	147.0	4.46	2.02	39.0	990.6	150	10.3	*	100	N	n/a
-6004***	6	152.4	4	6.811	173.0	5.79	2.63	48.0	1219.2	150	10.3	*	100	N	n/a
-8004***	8	203.2	4	8.976	228.0	9.42	4.27	72.0	1828.8	75	5.2	*	50	N	n/a

* **Couplings:** Refer to CrimpSource® at www.safehose.com for coupling recommendations and crimp specifications.

** **Stock:** "Y" indicates stocked item; "N" indicates non-stocked item. Stock status subject to change. Contact Parker Customer Service.

*** **Series 7216 only.**





TRANSLITE® Tank Truck Hose

Series 7216E

Series 7216E is a lightweight suction and discharge hose designed to handle oil and refined fuels such as biodiesel (to B20 in dedicated service), diesel, ethanol and gasoline. The hose construction incorporates a wire helix that provides full suction capability, kink resistance, and a path to conduct a static electrical charge to ground. The cover is resistant to abrasion, oil and weathering.

NOTES: • Refer to the table in the Petroleum Transport section of Catalog 4800 for fuel compatibility and service conditions.

- Tube:** Black nitrile
- Reinforcement:** Multiple textile plies with dual wire helix
- Cover:** Black synthetic rubber; wrapped finish
- Temp. Range:** -35°F to +180°F (-37°C to +82°C)
- Brand Method:** Black text on orange stripe
- Brand Example:** PARKER SERIES 7216E TANK TRUCK HOSE 150 PSI MAX WP
- Industry Standards:** None applicable
- Applications:**
 - Biodiesel (to B20 in dedicated service), diesel, ethanol, gasoline, oil
 - In-plant and storage tank transfer
 - Delivery, transport
- Vacuum:** 29 in Hg (737 mm Hg)
- Packaging:** Coils

Part Number	ID (in)	ID (mm)	Reinf Plies	OD (in)	OD (mm)	Approx Wt (lbs/ft)	Approx Wt (kgs/ft)	Min Bend Rad (in)	Min Bend Rad (mm)	Max Rec WP (psi)	Max Rec WP (bar)	Perm Cplg Rec *	Std Pack Qty (ft)	Stock Status **
7216E-1002	1	25.4	2	1.300	33.0	0.47	0.21	3.0	76.2	150	10.3	43	100	Y
7216E-1252	1-1/4	38.1	2	1.690	42.4	0.65	0.29	4.0	102.0	150	10.3	43	100	Y
7216E-1502	1-1/2	38.1	2	2.000	49.8	0.92	0.42	5.0	127.0	150	10.3	43	100	Y
7216E-2002	2	50.8	2	2.500	63.8	1.10	0.50	6.0	152.4	150	10.3	43	100	Y
7216E-2502	2-1/2	63.5	2	3.000	76.9	1.55	0.70	7.0	177.8	150	10.3	*	100	Y
7216E-3002	3	76.2	2	3.660	93.0	2.08	0.94	8.0	203.2	150	10.3	*	100	Y
7216E-4002	4	102.0	2	4.650	117.5	2.80	1.27	11.0	279.4	150	10.3	*	100	Y

* **Couplings:** Refer to CrimpSource® at www.safehose.com for coupling recommendations and crimp specifications.

** **Stock:** “Y” indicates stocked item; “N” indicates non-stocked item. Stock status subject to change. Contact Parker Customer Service.



Heavy Duty Tank Truck Hose

Series 7330

Series 7330 is a heavy duty, high pressure suction and discharge hose designed to handle oil and refined fuels such as biodiesel (to B100 in dedicated service), diesel, ethanol and gasoline. The elevated working pressure is suitable for bulk loading and unloading. The hose construction incorporates a wire helix that provides full suction capability, kink resistance, and a path to conduct a static electrical charge to ground. The cover is resistant to abrasion, oil and weathering. Series 7330 is available in 200-foot continuous lengths.

NOTE: Refer to the table in the Petroleum Transport section of Catalog 4800 for fuel compatibility and service conditions.

- Tube:** Black nitrile
- Reinforcement:** Multiple textile plies with helix wire
- Cover:** Black chloroprene, wrapped finish
- Temp. Range:** -40°F to +200°F (-40°C to +93°C)
- Brand Method:** Red text on white stripe
- Brand Example:** PARKER SERIES 7330 HD TANK TRUCK 300 PSI MAX WP
MADE IN USA (LOT #)
- Design Factor:** 4:1
- Industry Standards:** None applicable
- Applications:**
 - Biodiesel (to B100 in dedicated service), diesel, ethanol, gasoline, oil
 - High pressure in-plant and storage tank transfer
 - High pressure bulk loading/unloading; delivery, transport
- Vacuum:** 29 in Hg (737 mm Hg)
- Compare to:** ContiTech Plicord Super Black Flexwing
- Packaging:** Coils

Part Number	ID (in)	ID (mm)	Reinf Plies	OD (in)	OD (mm)	Approx Wt (lbs/ft)	Approx Wt (kgs/ft)	Min Bend Rad (in)	Min Bend Rad (mm)	Max Rec WP (psi)	Max Rec WP (bar)	Perm Cplg Rec *	Std Pack Qty (ft)	Stock Status **
7330-1250	1-1/4	31.8	2	1.686	42.8	0.71	0.32	6.0	152.4	300	20.7	*	100	N
7330-1500	1-1/2	38.0	2	1.976	50.2	1.00	0.45	8.0	203.2	300	20.7	*	100	N
7330-2000	2	50.8	4	2.622	66.6	1.57	0.71	8.0	203.2	300	20.7	*	100	N
7330-2000200	2	50.8	4	2.622	66.6	1.57	0.71	8.0	203.2	300	20.7	*	200	Y
7330-3000	3	76.2	4	3.654	92.8	2.41	1.09	15.0	381.0	300	20.7	TM	100	N
7330-3000200	3	76.2	4	3.654	92.8	2.41	1.09	15.0	381.0	300	20.7	TM	200	Y
7330-4000	4	101.6	4	4.840	123.0	4.12	1.87	20.0	508.0	300	20.7	*	100	N
7330-4000200	4	101.6	4	4.840	123.0	4.12	1.87	20.0	508.0	300	20.7	*	200	Y
7330-6000	6	152.4	6	6.968	177.0	6.99	3.17	36.0	914.4	300	20.7	*	100	N

* **Couplings:** Refer to CrimpSource® at www.safehose.com for coupling recommendations and crimp specifications.

** **Stock:** "Y" indicates stocked item; "N" indicates non-stocked item. Stock status subject to change. Contact Parker Customer Service.

⚠️ WARNINGS!

- ▶ Couplings attached with bands or clamps may reduce the working pressure of the hose assembly to less than the maximum rated working pressure of the hose. Refer to the NAHAD Industrial Hose Assembly Guidelines.
- ▶ Do not use for oil or fuel transfer service in or on open water.





PETROMAX™

Corrugated Tank Truck Hose

Series SWC316 (Black) and
Series SWC316R (Red)

Series SWC316/SWC316R is a flexible, lightweight suction and discharge hose designed to handle oil and refined fuels such as biodiesel (to B100 in dedicated service), diesel, ethanol and gasoline. The corrugated hose construction incorporates a dual wire helix that provides full suction capability, flexibility, kink resistance, and a path to conduct a static electrical charge to ground. The cover is resistant to abrasion, oil and weathering.

NOTE: Refer to the table in the Petroleum Transport section of Catalog 4800 for fuel compatibility and service conditions.

Tube: Black nitrile
Reinforcement: Multiple textile plies with dual wire helix
Cover: **SWC316:** Black nitrile; corrugated wrapped finish
SWC316R: Red nitrile; corrugated wrapped finish
Temp. Range: -40°F to +200°F (-40°C to +93°C)
Brand Method: **SWC316:** Black text on red stripe
SWC316R: Red text on white stripe
Brand Example: PARKER SERIES SWC316(R) PETROMAX PETROLEUM SUCTION & DISCHARGE HOSE XXX PSI WP MADE IN USA

Design Factor: 4:1
Industry Standards: None applicable
Applications:

- Biodiesel (to B100 in dedicated service), diesel, ethanol, gasoline, oil
- In-plant and storage tank transfer
- Delivery, transport

Vacuum: 29 in Hg (737 mm Hg)
Compare to: ContiTech Plicord Flexwing Petroleum; Eaton Boston Puma; Gates Longhorn; Kuriyama T605AA
Packaging: Coils

⚠ WARNINGS!

- ▶ Couplings attached with bands or clamps may reduce the working pressure of the hose assembly to less than the maximum rated working pressure of the hose. Refer to the NAHAD Industrial Hose Assembly Guidelines.
- ▶ Do not use for oil or fuel transfer service in or on open water.

Part Number SWC316 or SWC316R	ID (in)	ID (mm)	Reinf Plies	OD (in)	OD (mm)	Approx Wt (lbs/ft)	Approx Wt (kgs/ft)	Min Bend Rad (in)	Min Bend Rad (mm)	Max Rec WP (psi)	Max Rec WP (bar)	Perm Cplg Rec *	Std Pack Qty (ft)	SWC316 Stock Status **	SWC316R Stock Status **
-1500	1-1/2	38.1	2	1.970	50.0	0.79	0.36	3.0	76.2	150	10.3	*	100	Y	N
-2000	2	50.8	2	2.440	62.0	0.95	0.43	4.0	101.6	150	10.3	*	100	Y	Y
-3000	3	76.2	2	3.490	88.6	1.70	0.77	5.0	127.0	150	10.3	*	100	Y	Y
-4000	4	101.6	2	4.530	115.1	2.25	1.02	6.0	152.4	150	10.3	*	100	Y	Y
-6000	6	152.4	2	6.750	171.5	4.30	1.95	8.0	203.2	125	8.6	*	100	N	N

* **Couplings:** Refer to CrimpSource® at www.safehose.com for coupling recommendations and crimp specifications.

** **Stock:** "Y" indicates stocked item; "N" indicates non-stocked item. Stock status subject to change. Contact Parker Customer Service.



TITANFLEX® Corrugated Tank Truck Hose

Series SWC609 (Black) and
Series SWC609R (Red)

Series SWC609/SWC609R is an extremely flexible, high pressure suction and discharge hose designed to handle oil and refined fuels such as biodiesel (to B100 in dedicated service), diesel, ethanol and gasoline. The corrugated hose construction incorporates a dual wire helix that provides full suction capability, superior kink resistance, minimal force-to bend and a path to conduct a static electrical charge to ground. The cover is resistant to abrasion, oil and weathering.

NOTE: Refer to the table in the Petroleum Transport section of Catalog 4800 for fuel compatibility and service conditions.

Tube: Black nitrile
Reinforcement: Multiple textile plies with dual wire helix
Cover: **SWC609:** Black nitrile; corrugated wrapped finish
SWC609R: Red nitrile; corrugated wrapped finish
Temp. Range: -40°F to +200°F (-40°C to +93°C)
Brand Method: **SWC609:** Red text on black stripe
SWC609R: White text on red stripe
Brand Example: PARKER SERIES SWC609(R) TITANFLEX®
 PETROLEUM SUCTION HOSE XXX PSI WP
 MADE IN USA

Design Factor: 4:1
Industry Standards: None applicable

Applications:

- Biodiesel (to B100 in dedicated service), diesel, ethanol, gasoline, oil
- In-plant and storage tank transfer
- Delivery, transport

Vacuum: 29 in Hg (737 mm Hg)
Compare to: ContiTech Flextra; Eaton Boston Bobcat; Gates Longhorn; Thermoid Transporter
Packaging: Coils

⚠️ WARNINGS!

- ▶ Couplings attached with bands or clamps may reduce the working pressure of the hose assembly to less than the maximum rated working pressure of the hose. Refer to the NAHAD Industrial Hose Assembly Guidelines.
- ▶ Do not use for oil or fuel transfer service in or on open water.

Part Number SWC609 or SWC609R	ID (in)	ID (mm)	Reinf Plies	OD (in)	OD (mm)	Approx Wt (lbs/ft)	Approx Wt (kgs/ft)	Min Bend Rad (in)	Min Bend Rad (mm)	Max Rec WP (psi)	Max Rec WP (bar)	Perm Cplg Rec *	Std Pack Qty (ft)	SWC609 Stock Status **	SWC609R Stock Status **
-1250***	1-1/4	31.8	2	1.690	42.9	0.63	0.29	1.3	33.0	250	17.2	*	100	N	n/a
-1500	1-1/2	38.1	2	1.950	49.5	0.78	0.36	1.5	38.1	250	17.2	43	100	Y	N
-2000	2	50.8	2	2.450	62.2	1.00	0.45	2.0	50.8	250	17.2	43	100	Y	Y
-2500	2-1/2	63.5	2	3.000	76.2	1.44	0.65	2.5	63.5	200	13.8	*	100	Y	N
-3000	3	76.2	2	3.580	90.9	1.70	0.77	3.0	76.2	200	13.8	*	100	Y	Y
-4000	4	101.6	2	4.625	117.5	2.41	1.09	4.0	101.6	150	10.3	*	100	Y	Y
-6002***	6	152.4	2	6.780	172.2	4.75	2.15	8.0	203.2	150	10.3	*	100	Y	n/a

* **Couplings:** Refer to CrimpSource® at www.safehose.com for coupling recommendations and crimp specifications.

** **Stock:** “Y” indicates stocked item; “N” indicates non-stocked item. Stock status subject to change. Contact Parker Customer Service.

*** Series SWC609 only.





STEAM-LANCE® 250 EPDM Compact Steam Hose Non-Skive E-Z Crimp

Series 7263C (Black) and Series 7264C (Red)

Series 7263C/7264C is a compact, slim profile hose for long-lasting steam service, one of the toughest applications for hose, where the hot-cold/wet-dry cycling attacks rubber compounds externally as well as internally. The hose construction incorporates an EPDM tube that resists heat and popcorning, and a wire braid reinforcement for crush-resistant durability, kink resistance and a path to conduct a static electrical charge to ground. The EPDM cover is resistant to abrasion, cracking, hardening and ozone; the red cover of 7264C provides color-coded identification. Series 7263C/7264C is qualified with Parker non-skive crimp couplings for easy and quick assembly fabrication as well as maintenance-free service.

- Tube:** Black EPDM
- Reinforcement:** Multiple wire braids
- Cover:** Black or red EPDM; perforated wrapped finish
- Temp. Range:** -40°F to +406°F saturated steam/+450°F superheated steam (-40°C to +208°C saturated steam/+232°C superheated steam)
- Brand Method:** Embossed
- Brand Example:** PARKER SERIES (7263C) (7264C) STEAM-LANCE® E-Z CRIMP 250 PSI MAX WP MADE IN USA (DATE CODE)
- Design Factor:** 20:1
- Industry Standards:** None applicable
- Applications:**
 - Saturated and superheated steam
 - Cleaning containment vessels and manufacturing equipment; cleaning and heating process equipment
 - Manufacturing and processing plants, refineries
- Vacuum:** Not recommended
- Compare to:** ContiTech Flexsteel 250 Steam; Eaton Boston Concord 250; Gates 205MB Steam King; Goodall N2576 Thermoflex; Thermoid Burstproof Regular
- Packaging:** Cartons

Part Number 7263C or 7264C	ID (in)	ID (mm)	Reinf Braids	OD (in)	OD (mm)	Approx Wt (lbs/ft)	Approx Wt (kgs/ft)	Min Bend Rad (in)	Min Bend Rad (mm)	Max Rec WP (psi)	Max Rec WP (bar)	Perm Cplg Rec *	Std Pack Qty (ft)	7263C Stock Status **	7264C Stock Status **
-502	1/2	12.7	2	0.950	24.1	0.37	0.17	7.0	177.8	250	17.2	71	50	Y	N
-752	3/4	19.1	2	1.200	30.5	0.47	0.21	9.0	228.6	250	17.2	CS	50	Y	Y
-1002	1	25.4	2	1.467	37.3	0.63	0.29	12.0	304.8	250	17.2	CS	50	Y	Y

* **Couplings:** Refer to CrimpSource® at www.safehose.com for coupling recommendations and crimp specifications.

** **Stock:** "Y" indicates stocked item; "N" indicates non-stocked item. Stock status subject to change. Contact Parker Customer Service.

⚠️ WARNINGS!

- ▶ Failure to properly inspect, maintain, test and use steam hose assemblies may result in property damage, personal injury or death. Refer to ARPM publication IP-11-1, "Guide for Use, Testing and Inspection of Steam Hose."
- ▶ Water changes to hot water and phases of steam when subjected to heat and pressure. The greater the pressure, the higher the temperature required to achieve and maintain a steam phase. If steam escapes, dangerous quantities of heat may be released very suddenly. Exposure to hot water, low pressure steam and high pressure steam may cause severe scalding or fatal burns.
- ▶ Use only hoses designated for steam service for steam applications.
- ▶ Prior to use with detergents or rust inhibitors, refer to the chemical guide in Catalog 4800 or contact Parker.
- ▶ Drain steam hose after each use to reduce the possibility of hose popcorning while in service.
- ▶ Couplings attached with bands or clamps may reduce the working pressure of the hose assembly to less than the maximum rated working pressure of the hose. Refer to the NAHAD Industrial Hose Assembly Guidelines.

Parker Industrial Hose Customer Service
 866 810 HOSE (4673) 800 242 HOSE (4673)
 Wickliffe, OH South Gate, CA
 Eastern USA Western USA
www.safehose.com
www.hosefinder.com
 e-mail: indhose@parker.com





STEAM-LANCE® 250 EPDM Steam Hose

Series 7263(E) (Black) and Series 7264 (Red)

Series 7263(E)/7264 is a traditional hose designed for long-lasting steam service, one of the toughest applications for hose, where the hot/cold wet/dry cycling attacks rubber compounds externally as well as internally. The hose construction incorporates an EPDM tube that resists heat and popcorning, and a wire braid reinforcement for crush-resistant durability, kink resistance and a path to conduct a static electrical charge to ground. The EPDM cover is resistant to abrasion, cracking, hardening and ozone; the red cover of 7264 provides color-coded identification.

Tube:	Black EPDM
Reinforcement:	Multiple wire braids
Cover:	Black or red EPDM; perforated wrapped finish
Temp. Range:	-40°F to +406°F saturated steam/+450°F superheated steam (-40°C to +208°C saturated steam/+232°C superheated steam)
Brand Method:	Embossed
Brand Example:	PARKER SERIES (7263) (7264) STEAM-LANCE® 250 PSI MAX WP MADE IN USA (DATE CODE)
Design Factor:	10:1 (20:1 for 1/2", 3/4" and 1" sizes only)
Industry Standards:	None applicable
Applications:	<ul style="list-style-type: none"> • Saturated and superheated steam • Cleaning containment vessels and manufacturing equipment; cleaning and heating process equipment • Manufacturing and processing plants, refineries
Vacuum:	Not recommended
Compare to:	ContiTech Flexsteel 250 Steam; Eaton Boston Concord 250; Gates 205MB Steam King; Goodall N2576 Thermoflex; Thermoid Burstproof Regular
Packaging:	Cartons; reels

(Continued on the following page)

⚠️ WARNINGS!

- ▶ Failure to properly inspect, maintain, test and use steam hose assemblies may result in property damage, personal injury or death. Refer to ARPM publication IP-11-1, "Guide for Use, Testing and Inspection of Steam Hose."
- ▶ Water changes to hot water and phases of steam when subjected to heat and pressure. The greater the pressure, the higher the temperature required to achieve and maintain a steam phase. If steam escapes, dangerous quantities of heat may be released very suddenly. Exposure to hot water, low pressure steam and high pressure steam may cause severe scalding or fatal burns.
- ▶ Use only hoses designated for steam service for steam applications.
- ▶ Prior to use with detergents or rust inhibitors, refer to the chemical guide in Catalog 4800 or contact Parker.
- ▶ Drain steam hose after each use to reduce the possibility of hose popcorning while in service.
- ▶ Couplings attached with bands or clamps may reduce the working pressure of the hose assembly to less than the maximum rated working pressure of the hose. Refer to the NAHAD Industrial Hose Assembly Guidelines.

Series 7263(E) (Black) and Series 7264 (Red) – STEAM-LANCE® 250 EPDM Steam Hose (Continued)

Series 7263(E) (Black)

Part Number	ID (in)	ID (mm)	Reinf Braids	OD (in)	OD (mm)	Approx Wt (lbs/ft)	Approx Wt (kgs/ft)	Min Bend Rad (in)	Min Bend Rad (mm)	Max Rec WP (psi)	Max Rec WP (bar)	Perm Cplg Rec *	Std Pack Qty (ft)	Stock Status **
7263-502	1/2	12.7	2	1.031	26.2	0.48	0.22	7.0	177.8	250	17.2	43	50	Y
7263-502A	1/2	12.7	2	1.031	26.2	0.48	0.22	7.0	177.8	250	17.2	43	500	Y
7263-752	3/4	19.1	2	1.343	34.1	0.66	0.30	9.5	241.3	250	17.2	CS, WC, 43	50	Y
7263-752A	3/4	19.1	2	1.343	34.1	0.66	0.30	9.5	241.3	250	17.2	CS, WC, 43	500	Y
7263-1002	1	25.4	2	1.593	40.5	0.85	0.39	12.0	304.8	250	17.2	CS, 43	50	Y
7263-1002A	1	25.4	2	1.593	40.5	0.85	0.39	12.0	304.8	250	17.2	CS, 43	500	Y
7263-1252	1-1/4	31.8	2	1.875	47.6	1.14	0.52	16.5	419.1	250	17.2	71	50	Y
7263E-1502	1-1/2	38.1	2	2.190	55.6	1.44	0.65	20.0	508.0	250	17.2	43	50	Y
7263E-2002	2	50.8	2	2.670	67.8	1.76	0.80	25.0	635.0	250	17.2	WC	50	Y

* **Couplings:** Refer to CrimpSource® at www.safehose.com for coupling recommendations and crimp specifications.

** **Stock:** “Y” indicates stocked item; “N” indicates non-stocked item. Stock status subject to change. Contact Parker Customer Service.

Series 7264 (Red)

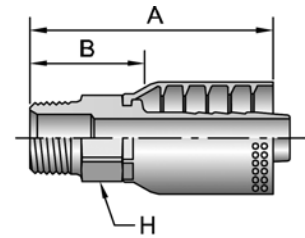
Part Number	ID (in)	ID (mm)	Reinf Braids	OD (in)	OD (mm)	Approx Wt (lbs/ft)	Approx Wt (kgs/ft)	Min Bend Rad (in)	Min Bend Rad (mm)	Max Rec WP (psi)	Max Rec WP (bar)	Perm Cplg Rec *	Std Pack Qty (ft)	Stock Status **
7264-502	1/2	12.7	2	1.031	26.2	0.50	0.23	7.0	177.8	250	17.2	43	50	N
7264-502A	1/2	12.7	2	1.031	26.2	0.50	0.23	7.0	177.8	250	17.2	43	500	N
7264-752	3/4	19.1	2	1.343	34.1	0.70	0.32	9.5	241.3	250	17.2	CS, WC, 43	50	Y
7264-752A	3/4	19.1	2	1.343	34.1	0.70	0.32	9.5	241.3	250	17.2	CS, WC, 43	500	Y
7264-1002	1	25.4	2	1.593	40.5	0.88	0.40	12.0	304.8	250	17.2	CS, 43	50	Y

* **Couplings:** Refer to CrimpSource® at www.safehose.com for coupling recommendations and crimp specifications.

** **Stock:** “Y” indicates stocked item; “N” indicates non-stocked item. Stock status subject to change. Contact Parker Customer Service.

Series CS

S101CS Male NPTF Pipe – Straight Rigid



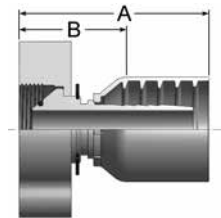
Part Number	Hose ID (in)	Thread ID (in)	Thread Dash Size	Dimensions					Std Pack Qty (per carton)	Approx Wt Per Ctn (lbs)	Stock Status **
				A (in)	A (mm)	H (in)	B (in)	B (mm)			
S101CS-12-12	3/4	3/4x14	-12	3.56	90	1-1/8	1.75	44	25	16.05	Y
S101CS-16-16	1	1x11-1/2	-16	3.94	100	1-3/8	2.00	51	25	27.43	Y

** Stock: "Y" indicates stocked item; "N" indicates non-stocked item. Stock status subject to change. Contact Parker Customer Service.
Material: Plated steel

Series 7610/CS

Crimp Coupling for Steam Hose

Female Ground Joint NPSM with Wing Nut and O-Ring



Part Number	Description	Hose ID (in)	Thread (in)	Dimensions				Std Pack Qty (per carton)	Approx Wt Per Each (lbs)	Stock Status **
				A (in)	A (mm)	B (in)	B (mm)			
7610-12CSGJF	With Wing Nut	3/4	1-1/2	3.70	94	1.57	40	4	1.00	Y
7610-12CSGJFS	Spud	3/4	1-1/2	n/a	n/a	n/a	n/a	4	1.00	Y
7610-16CSGJF	With Wing Nut	1	1-1/2	3.97	100	1.53	39	4	1.00	Y

** Stock: "Y" indicates stocked item; "N" indicates non-stocked item. Stock status subject to change. Contact Parker Customer Service.
Material: Coupling, plated steel; Wing Nut, malleable iron

Series 7612

Spud Adapter for Steam Hose



Part Number	Description	Std Pack Qty (per carton)	Approx Wt Per Ctn (lbs)	Stock Status **
7612-750GFS3	3/4" Female Pipe Straight to 1-1/2" Ground Joint Male	10	10.00	Y

** Stock: "Y" indicates stocked item; "N" indicates non-stocked item. Stock status subject to change. Contact Parker Customer Service.
Material: Plated steel

Couplings: Refer to CrimpSource® at www.safehose.com for coupling recommendations and crimp specifications.





EPDM Water Discharge Hose

Series 7306E

Series 7306E is a lightweight discharge hose designed to handle alkalis, brine, glycols, herbicides, mild chemicals, slurries and water. The EPDM cover is resistant to abrasion, heat, mild chemicals and weathering.

Tube:	Black EPDM
Reinforcement:	Multiple textile plies
Cover:	Black EPDM; wrapped finish
Temp. Range:	-20°F to +180°F (-29°C to +82°C)
Brand Method:	White text on blue stripe
Brand Example:	PARKER SERIES 7306E WATER DISCHARGE HOSE XXX PSI MAX WP 25
Industry Standards:	None applicable
Applications:	<ul style="list-style-type: none"> Alkalis, brine, glycols, herbicides, mild chemicals, slurries, water Agriculture, construction, general industrial, irrigation, surface mining
Vacuum:	Not recommended
Compare to:	ContiTech Plicord Water Discharge 150
Packaging:	Coils

Part Number	ID (in)	ID (mm)	Reinf Plies	OD (in)	OD (mm)	Approx Wt (lbs/ft)	Approx Wt (kgs/ft)	Max Rec WP (psi)	Max Rec WP (bar)	Perm Cplg Rec *	Std Pack Qty (ft)	Stock Status **
7306E-1500	1-1/2	38.1	2	1.800	46.0	0.42	0.19	150	10.3	*	100	Y
7306E-2000	2	50.8	2	2.350	58.4	0.65	0.29	150	10.3	*	100	Y
7306E-2500	2-1/2	63.5	2	2.880	71.1	0.80	0.36	150	10.3	*	100	Y
7306E-3000	3	76.2	2	3.310	84.1	1.10	0.57	150	10.3	*	100	Y
7306E-4000	4	102.0	2	4.330	110.0	1.35	0.61	150	10.3	*	100	Y

* **Couplings:** Refer to CrimpSource® at www.safehose.com for coupling recommendations and crimp specifications.

** **Stock:** "Y" indicates stocked item; "N" indicates non-stocked item. Stock status subject to change. Contact Parker Customer Service.

⚠ WARNING! Couplings attached with bands or clamps may reduce the working pressure of the hose assembly to less than the maximum rated working pressure of the hose. Refer to the NAHAD Industrial Hose Assembly Guidelines.



SUPER-FLEX® EPDM Water Suction Hose

Series 7392E

Series 7392E is a lightweight suction and discharge hose designed to handle alkalis, brine, glycols, herbicides, mild chemicals, slurries and water. The hose construction incorporates a wire helix that provides full suction capability and kink resistance. The EPDM cover is resistant to abrasion, heat, mild chemicals and weathering.

Tube:	Black EPDM
Reinforcement:	Multiple textile plies with wire helix
Cover:	Black EPDM; wrapped finish
Temp. Range:	-40°F to +180°F (-40°C to +82°C)
Brand Method:	White text on blue stripe
Brand Example:	PARKER SERIES 7392E WATER SUCTION HOSE – XXX PSI MAX WP
Industry Standards:	None applicable
Applications:	<ul style="list-style-type: none"> Alkalies, brine, glycols, herbicides, mild chemicals, slurries, water Agriculture, construction, general industrial, irrigation, surface mining
Vacuum:	29 in Hg (737 mm Hg)
Packaging:	Coils

Part Number	ID (in)	ID (mm)	Reinf Plies	OD (in)	OD (mm)	Approx Wt (lbs/ft)	Approx Wt (kgs/ft)	Min Bend Rad (in)	Min Bend Rad (mm)	Max Rec WP (psi)	Max Rec WP (bar)	Perm Cplg Rec *	Std Pack Qty (ft)	Stock Status **
7392E-1500	1-1/2	38.1	2	1.890	48.0	0.72	0.33	6.0	152.4	150	10.3	*	100	Y
7392E-2000	2	50.8	2	2.440	62.0	1.08	0.49	7.0	177.8	150	10.3	*	100	Y
7392E-2500	2-1/2	63.5	2	2.950	74.9	1.45	0.66	8.0	203.2	150	10.3	*	100	Y
7392E-3000	3	76.2	2	3.500	88.9	1.80	0.82	10.0	254.0	150	10.3	*	100	Y
7392E-4000	4	107.0	2	4.530	115.1	2.43	1.10	22.0	558.8	150	10.3	*	100	Y
7392E-6000	6	152.4	4	6.570	166.9	4.16	1.89	30.0	762.0	100	6.9	*	100	Y

* **Couplings:** Refer to CrimpSource® at www.safehose.com for coupling recommendations and crimp specifications.

** **Stock:** “Y” indicates stocked item; “N” indicates non-stocked item. Stock status subject to change. Contact Parker Customer Service.



GULLY WASHER®

Standard Duty Lay Flat PVC Water Discharge Hose

Series 7541

Series 7541 standard duty lay flat PVC discharge hose is a lightweight, standard duty hose for mild chemicals and water. The lay flat construction rolls up flat for easy handling, storage and transportation in agriculture, construction, general industrial and mining applications. The cover is resistant to abrasion, mild chemicals, ultraviolet light and weathering.

Tube:	Black PVC
Reinforcement:	Multiple textile plies
Cover:	Blue PVC
Temp. Range:	-5°F to +170°F (-20°C to +76°C) Working pressures are at +68°F (+20°C). Higher temperatures reduce the available working pressure. See the PVC and Thermoplastic Temperature/Pressure chart on page 74.
Brand Method:	White ink
Brand Example:	PARKER SERIES 7541 GULLY WASHER (ID) XXX PSI WP (COUNTRY)
Design Factor:	3:1
Industry Standards:	None applicable
Applications:	<ul style="list-style-type: none"> • Mild chemicals, water • Agriculture, construction, general industrial, mining
Vacuum:	Not recommended
Compare to:	ContiTech Spiralflex; Gates Master-Flex 500; Kanaflex 4501, 4502; Kuriyama NuFlo, VinylFlow; Petzetakis 11252; Sun-Flow SF-10; Superflex DH
Packaging:	Coils

Part Number	ID (in)	ID (mm)	Reinf Plies	Wall Thickness (in)	OD (in)	OD (mm)	Approx Wt (lbs/ft)	Approx Wt (kgs/ft)	△ Max Rec WP (psi) @ 68°F	△ Max Rec WP (bar) @ 20°C	Std Pack Qty (ft)	Stock Status **
7541-1501	1-1/2	38.1	3	0.055	1.602	40.7	0.14	0.06	70	4.8	300	Y
7541-2001	2	50.8	3	0.055	2.102	53.4	0.18	0.08	70	4.8	300	Y
7541-2501	2-1/2	63.5	3	0.059	2.606	66.2	0.24	0.11	60	4.1	300	Y
7541-3001	3	76.2	3	0.059	3.110	79.0	0.30	0.14	60	4.1	300	Y
7541-4001	4	101.6	3	0.059	4.120	104.6	0.36	0.16	60	4.1	300	Y
7541-6001	6	152.4	3	0.071	6.140	156.0	0.71	0.32	45	3.1	300	Y
7541-8001	8	204.0	3	0.083	8.140	206.8	1.28	0.58	45	3.1	300	Y

** Stock: "Y" indicates stocked item; "N" indicates non-stocked item. Stock status subject to change. Contact Parker Customer Service.

⚠ WARNINGS!

- ▶ Couplings attached with bands or clamps may reduce the working pressure of the hose assembly to less than the maximum rated working pressure of the hose. Refer to the NAHAD Industrial Hose Assembly Guidelines.
- ▶ Working pressures are at +68°F (+20°C). Higher temperatures reduce the available working pressure. See the PVC and Thermoplastic Temperature/Pressure chart on page 74.



GULLY WASHER®

Medium Duty Lay Flat PVC Water Discharge Hose

MSHA

Series 7542

Series 7542 medium duty lay flat PVC discharge hose is a lightweight, medium duty hose for mild chemicals and water. The lay flat construction rolls up flat for easy handling, storage and transportation in agriculture, construction, general industrial and mining applications. The red flame resistant modified cover meets MSHA requirements and is also resistant to abrasion, mild chemicals, ultraviolet light and weathering.

Tube:	Black PVC
Reinforcement:	Multiple textile plies
Cover:	Red PVC
Temp. Range:	-5°F to +170°F (-20°C to +76°C) Working pressures are at +68°F (+20°C). Higher temperatures reduce the available working pressure. See the PVC and Thermoplastic Temperature/Pressure chart on page 74.
Brand Method:	White ink
Brand Example:	PARKER SERIES 7542 GULLY WASHER (ID) XXX PSI WP FLAME RESISTANT US MSHA IC-257/0 (COUNTRY)
Design Factor:	3:1
Industry Standards:	MSHA
Applications:	<ul style="list-style-type: none"> Mild chemicals, water Agriculture, construction, general industrial, mining
Vacuum:	Not recommended
Compare to:	Jason 4510; Kuriyama Ironsides; Petzetakis 11298; Sun-Flow SF-30, SF-50
Packaging:	Coils

Part Number	ID (in)	ID (mm)	Reinf Plies	Wall Thickness (in)	OD (in)	OD (mm)	Approx Wt (lbs/ft)	Approx Wt (kgs/ft)	△ Max Rec WP @ 68°F (psi)	△ Max Rec WP @ 20°C (bar)	Std Pack Qty (ft)	Stock Status **
7542-1501	1-1/2	38.1	3	0.075	1.658	42.1	0.23	0.10	150	10.3	300	Y
7542-2001	2	50.8	3	0.079	2.166	55.0	0.30	0.14	150	10.3	300	Y
7542-2501	2-1/2	63.5	3	0.083	2.682	68.1	0.37	0.17	150	10.3	300	Y
7542-3001	3	76.2	3	0.091	3.182	80.8	0.46	0.21	150	10.3	300	Y
7542-4001	4	101.6	3	0.098	4.204	106.8	0.66	0.30	140	9.7	300	Y
7542-6001	6	152.4	3	0.106	6.228	158.2	1.02	0.46	100	6.9	300	Y
7542-8001	8	203.2	3	0.118	8.240	209.3	1.51	0.68	80	5.5	300	Y

** Stock: "Y" indicates stocked item; "N" indicates non-stocked item. Stock status subject to change. Contact Parker Customer Service.

⚠ WARNINGS!

- ▶ Couplings attached with bands or clamps may reduce the working pressure of the hose assembly to less than the maximum rated working pressure of the hose. Refer to the NAHAD Industrial Hose Assembly Guidelines.
- ▶ Working pressures are at +68°F (+20°C). Higher temperatures reduce the available working pressure. See the PVC and Thermoplastic Temperature/Pressure chart on page 74.



HURRICANE™

Pressure Washer Hose

Series 7258

Series 7258 is a flexible, high pressure, high temperature pressure washer hose for hot water and mild chemicals. The hose construction incorporates a high tensile wire braid reinforcement that provides durability, kink resistance and superior coupling retention. Both cover colors are resistant to oil and weathering.

NOTE: Do not use for carpet cleaning or steam service.

Tube: Black chloroprene
Reinforcement: One wire braid
Cover: Black (BK), Blue (BL) chloroprene; wrapped finish
Temp. Range: -40°F to +250°F (-40°C to +121°C)
Brand Method: White ink
Brand Example: PARKER SERIES 7258 HURRICANE™ 3000 PSI MAX WP MADE IN USA (DATE CODE)

Design Factor: 4:1 (1/2" @ 3.5:1)

Industry Standards: None applicable

Applications:

- Hot water, mild chemicals
- Agriculture, construction, general industrial, oil field, shipyards

Vacuum: Not recommended

Compare to: Gates Power Clean

Packaging: Reels

Part Number	ID (in)	ID (mm)	Reinf Braids	OD (in)	OD (mm)	Approx Wt (lbs/ft)	Approx Wt (kgs/ft)	Min Bend Rad (in)	Min Bend Rad (mm)	Max Rec WP (psi)	Max Rec WP (bar)	Perm Cplg Rec *	Std Pack Qty (ft)	Stock Status **
7258-250BK	1/4	6.4	1	0.500	12.7	0.14	0.06	1.5	38.1	3000	206.8	HY, 43	500	Y
7258-380BK	3/8	9.5	1	0.625	15.7	0.19	0.09	2.0	50.8	3000	206.8	HY, 43	500	Y
7258-501BK	1/2	12.7	1	0.745	18.9	0.23	0.10	3.0	76.2	2500	172.4	HY, 43	500	N
7258-250BL	1/4	6.4	1	0.500	12.7	0.14	0.06	1.5	38.1	3000	206.8	43	500	Y
7258-380BL	3/8	9.5	1	0.625	15.7	0.19	0.09	2.0	50.8	3000	206.8	43	500	Y

Factory Assemblies: Available from stock in popular configurations. Refer to the following page.

* **Couplings:** Refer to CrimpSource® at www.safehose.com for coupling recommendations and crimp specifications.

** **Stock:** "Y" indicates stocked item; "N" indicates non-stocked item. Stock status subject to change. Contact Parker Customer Service.

⚠ WARNING! Couplings attached with bands or clamps may reduce the working pressure of the hose assembly to less than the maximum rated working pressure of the hose. Refer to the NAHAD Industrial Hose Assembly Guidelines.

HURRICANE™

Pressure Washer Hose – Factory Assemblies

Series 7258BK (Black) and 7258BL (Blue)

Temp Range: -40°F to +250°F (-40°C to +121°C)
Design Factor: 4:1
Couplings: Crimped-on Carbon Steel Rigid Male x Swivel Male
 Black PVC Bend Restrictors Each End
Packaging: Coiled and Tied, No Center Disc
 Cartons

NOTE: Refer to previous page for bulk hose information.



Series 7258BK (Black)

Part Number	ID (in)	Length (ft)	Approx Wt (lbs/ea)	Max Rec WP (psi)	Fitting 1 Part Number	Thread Size (in)	Fitting 2 Part Number	Thread Size (in)	Std Pack Qty (ea)	Stock Status **
725825BKRS-600	1/4	50	7.25	3000	101HY-4-4	1/4 - 18	113HY-4-4	1/4 - 18	5	Y
725838BKRS-600	3/8	50	9.85	3000	10143-6-6	3/8 - 18	11343-6-6	3/8 - 18	5	Y

** Stock: "Y" indicates stocked item; "N" indicates non-stocked item. Stock status subject to change. Contact Parker Customer Service.

Series 7258BL (Blue)

Part Number	ID (in)	Length (ft)	Approx Wt (lbs/ea)	Max Rec WP (psi)	Fitting 1 Part Number	Thread Size (in)	Fitting 2 Part Number	Thread Size (in)	Std Pack Qty (ea)	Stock Status **
725825BLRS-600	1/4	50	7.25	3000	101HY-4-4	1/4 - 18	113HY-4-4	1/4 - 18	5	Y
725838BLRS-600	3/8	50	9.85	3000	10143-6-6	3/8 - 18	11343-6-6	3/8 - 18	5	Y

** Stock: "Y" indicates stocked item; "N" indicates non-stocked item. Stock status subject to change. Contact Parker Customer Service.



DYNAFLEX™

PVC Standard Duty Suction Hose

Series 7560

Series 7560 is a standard duty suction and discharge hose for dry abrasive materials such as debris, granules, pellets and powders; mild chemicals; and water in a variety of transfer applications. The hose features a smooth tube that is abrasion resistant and allows full-flow. The lightweight construction incorporates a white PVC helix that provides suction capability and the cover is resistant to abrasion, mild chemicals, ultraviolet light and weathering.

NOTE: Do not use in applications where a static charge may develop unless externally grounded.

Tube:	Green PVC, smooth finish
Reinforcement:	White PVC helix
Cover:	Green PVC, smooth finish
Temp. Range:	+23°F to +140°F (-5°C to +60°C) Working pressures are at +68°F (+20°C). Higher temperatures reduce the available working pressure. See the PVC and Thermoplastic Temperature/Pressure chart on page 74.
Brand Method:	Not branded
Design Factor:	3:1
Industry Standards:	None applicable
Applications:	<ul style="list-style-type: none"> • Abrasive materials, debris, mild chemicals, sewage, slurries, water • Agriculture, construction, mining
Vacuum:	See below
Compare to:	Gates 100 GR; Kanaflex 100 GR; Kuriyama Tigerflex G and J; Pacific Echo 110, 113; Petzetakis 12500; Superflex 1000 GR
Packaging:	Coils

Part Number	ID (in)	ID (mm)	OD (in)	OD (mm)	Approx Wt (lbs/ft)	Approx Wt (kgs/ft)	Min Bend Rad (in)	Min Bend Rad (mm)	△ Max Rec WP @ 68°F (psi)	△ Max Rec WP @ 20°C (bar)	Vacuum Hg (in)	Std Pack Qty (ft)	Stock Status **
7560-750	3/4	19.1	1.000	25.4	0.20	0.09	3.5	88.9	120	8.3	22	100	Y
7560-1000	1	25.4	1.240	31.5	0.25	0.11	4.5	114.3	120	8.3	22	100	Y
7560-1250	1-1/4	31.8	1.530	38.9	0.32	0.15	5.7	144.8	120	8.3	22	100	Y
7560-1500	1-1/2	38.1	1.780	45.2	0.39	0.18	6.7	170.2	100	6.9	22	100	Y
7560-2000	2	50.8	2.320	58.9	0.57	0.26	9.0	228.6	95	6.6	22	100	Y
7560-2500	2-1/2	63.5	2.810	71.4	0.80	0.36	11.0	279.4	75	5.2	22	100	Y
7560-3000	3	76.2	3.430	87.1	1.05	0.48	14.0	355.6	65	4.5	22	100	Y
7560-4000	4	101.6	4.450	113.0	1.64	0.74	18.0	457.2	55	3.8	22	100	Y
7560-6000	6	152.4	6.600	167.6	3.08	1.40	30.0	762.0	40	2.8	22	100	Y

* **Couplings:** Refer to CrimpSource® at www.safehose.com for coupling recommendations and crimp specifications.

** **Stock:** "Y" indicates stocked item; "N" indicates non-stocked item. Stock status subject to change. Contact Parker Customer Service.

⚠ WARNINGS!

- ▶ Couplings attached with bands or clamps may reduce the working pressure of the hose assembly to less than the maximum rated working pressure of the hose. Refer to the NAHAD Industrial Hose Assembly Guidelines.
- ▶ Working pressures are at +68°F (+20°C). Higher temperatures reduce the available working pressure. See the PVC and Thermoplastic Temperature/Pressure chart on page 74.

Parker Industrial Hose Customer Service
 866 810 HOSE (4673) 800 242 HOSE (4673)
 Wickliffe, OH South Gate, CA
 Eastern USA Western USA

www.safehose.com
www.hosefinder.com
 e-mail: indhose@parker.com



High Pressure Jetting Hose

Series SS111

Series SS111 is a heavy duty jetting hose for slurries and water. The hose construction provides high pressure, high volume flow for cleanup and washdown applications, and the SBR cover is resistant to abrasion and weathering.

Tube:	Black SBR
Reinforcement:	Multiple textile plies
Cover:	Black SBR; wrapped finish
Temp. Range:	-40°F to +180°F (-40°C to +82°C)
Brand Method:	Black text on blue stripe
Brand Example:	PARKER SERIES SS111 HIGH PRESSURE WATER JETTING XXX PSI WP MADE IN USA
Design Factor:	4:1
Industry Standards:	None applicable
Applications:	<ul style="list-style-type: none"> • Slurries, water • Cable cover, cleaning, stripping, washdown • Construction, general industrial, oil field, shipyards
Vacuum:	Not recommended
Packaging:	Coils

Part Number	ID (in)	ID (mm)	Reinf Plies	OD (in)	OD (mm)	Approx Wt (lbs/ft)	Approx Wt (kgs/ft)	Max Rec WP (psi)	Max Rec WP (bar)	Perm Cplg Rec *	Std Pack Qty (ft)	Stock Status **
SS111-2000	2	50.8	6	2.813	71.4	1.13	0.51	800	55.2	*	100	N
SS111-2500	2-1/2	63.5	6	3.313	84.2	1.37	0.62	800	55.2	*	100	N
SS111-3000	3	76.2	6	3.813	96.8	2.42	1.10	800	55.2	*	100	Y
SS111-4000	4	101.6	6	4.813	122.2	3.10	1.41	800	55.2	*	100	Y
SS111-5000	5	127.0	6	5.813	147.6	3.77	1.71	500	34.5	*	100	N
SS111-6000	6	152.4	8	7.000	177.8	5.23	2.37	500	34.5	*	100	Y

* **Couplings:** Refer to CrimpSource® at www.safehose.com for coupling recommendations and crimp specifications.

** **Stock:** "Y" indicates stocked item; "N" indicates non-stocked item. Stock status subject to change. Contact Parker Customer Service.

⚠ WARNING! Couplings attached with bands or clamps may reduce the working pressure of the hose assembly to less than the maximum rated working pressure of the hose. Refer to the NAHAD Industrial Hose Assembly Guidelines.



Lightweight High Pressure Water Jetting Hose

Series SS122

Series SS122 is a lightweight, high pressure, high volume water jetting hose for cleaning, stripping and washdown applications. The SBR cover is resistant to abrasion and weathering.

Tube:	Black SBR
Reinforcement:	Multiple textile plies
Cover:	Black SBR; wrapped finish
Temp. Range:	-40°F to +180°F (-40°C to +82°C)
Brand Method:	Black text on blue stripe
Brand Example:	PARKER SS122 HIGH PRESSURE JETTING HOSE XXX PSI WP MADE IN USA
Design Factor:	4:1
Industry Standards:	None applicable
Applications:	<ul style="list-style-type: none"> • Slurries, water • Cleaning, stripping, washdown • Construction, general industrial, oil field, shipyards
Vacuum:	Not recommended
Packaging:	Coils

Part Number	ID (in)	ID (mm)	Reinf Plies	OD (in)	OD (mm)	Approx Wt (lbs/ft)	Approx Wt (kgs/ft)	Max Rec WP (psi)	Max Rec WP (bar)	Perm Cplg Rec *	Std Pack Qty (ft)	Stock Status **
SS122-1250	1-1/4	31.8	2	1.688	42.9	0.49	0.22	500	34.5	*	100	Y
SS122-1500	1-1/2	38.1	2	1.938	49.2	0.60	0.27	500	34.5	*	100	Y
SS122-2000	2	50.8	2	2.500	63.5	0.96	0.44	500	34.5	*	100	Y
SS122-2500	2-1/2	63.5	2	3.000	76.2	1.15	0.52	500	34.5	*	100	Y
SS122-3000	3	76.2	2	3.500	88.9	1.36	0.62	500	27.6	*	100	N
SS122-4000	4	101.6	2	4.500	114.3	1.75	0.79	300	20.7	*	100	Y

* **Couplings:** Refer to CrimpSource® at www.safehose.com for coupling recommendations and crimp specifications.

** **Stock:** "Y" indicates stocked item; "N" indicates non-stocked item. Stock status subject to change. Contact Parker Customer Service.

⚠ WARNING! Couplings attached with bands or clamps may reduce the working pressure of the hose assembly to less than the maximum rated working pressure of the hose. Refer to the NAHAD Industrial Hose Assembly Guidelines.



SIAMEEZ®

Grade T Twin Line Welding Hose

Red – Fuel Gas Line; Green – Oxygen Line

CGA E-1, ARPM IP-7

Series 7109

Series 7109 is a premium twin line welding hose featuring a flame resistant and oil resistant tube and cover. The red line is compatible with commonly used fuel gases, including acetylene, hydrogen, natural gas, propane and propylene, and the green line is compatible with oxygen. The non-blooming tube minimizes the migration of combustible waxes or plasticizers to the surface of the rubber, and the multiple plies of textile reinforcement provide flexibility. The cover is resistant to abrasion, flame, mild chemicals, oil and ozone. Series 7109 is also available in factory-fabricated and tested hose assemblies in popular configurations. Grade T is the only grade of welding hose recognized by the Compressed Gas Association (CGA) for oxy-fuel gas welding applications.

Tube:	Black chloroprene
Reinforcement:	Multiple textile plies
Cover:	Green (oxygen) or Red (fuel gas) chloroprene; smooth finish
Temp. Range:	-40°F to +200°F (-40°C to +93°C)
Brand Method:	White ink (red hose line)
Brand Example:	PARKER 7109 WELDING ⚠ WARNING FUEL GAS (ID) MAX WP 200 PSI ARPM IP-7-(YEAR) / CGA E-1 STD DUTY GRADE T COUPLE WITH ONE INCH FERRULES MADE IN USA (DATE CODE)
Design Factor:	4:1
Industry Standards:	CGA E-1, ARPM IP-7
Applications:	<ul style="list-style-type: none"> • Red: Acetylene, hydrogen, natural gas, propane, propylene • Green: Oxygen • Bending, brazing, cutting, fabricating, gouging, joining, piercing, pre-heating, post-heating, severing, soldering, straightening, surfacing, trimming • Assembly and fabrication shops, construction, factories, foundries, mines, oil rigs, plumbing, railyards, salvage, scrapyards, shipyards, steel mills
Vacuum:	Not recommended
Compare to:	ContiTech Gemini Tinline Grade T; Thermoid Tuline Grade T
Packaging:	Reels; fitted hose assemblies shrink-wrapped and labeled in master cartons

(Continued on the following page)

⚠ WARNING! Do not attempt to re-couple, repair or splice hose assemblies; replace all assemblies that show signs of abrading, abuse, age, damage or fatigue. Refer to ARPM IP-7, Specifications for Rubber Welding Hose and Hose Technical Bulletin 11-5, Guide for Use, Maintenance and Inspection of Welding Hose. Refer to CGA Safety Bulletin SB-11, *Use of Rubber Welding Hose*. Refer to the Safety & Technical Information section of this catalog for further information.

Series 7109 – SIAMEEZ® Grade T Twin Line Welding Hose (Continued)

Part Number	ID (in)	ID (mm)	Reinf Plies	OD (in)	OD (mm)	Approx Wt (lbs/ft)	Approx Wt (kgs/ft)	Min Bend Rad (in)	Min Bend Rad (mm)	Max Rec WP (psi)	Max Rec WP (bar)	Std Pack Qty (ft)	Stock Status **
7109-191	3/16	4.8	2	0.438	11.1	0.16	0.07	2.0	50.8	200	13.8	800	Y
7109-251	1/4	6.4	2	0.531	13.5	0.21	0.10	2.5	63.5	200	13.8	800	Y
7109-311	5/16	7.9	2	0.594	15.1	0.28	0.13	3.0	76.2	200	13.8	750	Y
7109-381	3/8	9.5	2	0.656	16.7	0.32	0.15	4.0	101.6	200	13.8	700	Y

Factory Assemblies: Available from stock in popular configurations. See below.

* **Couplings:** As specified in CGA publication E-1. Bulk welding hose couplings are not sold separately by Parker.

** **Stock:** "Y" indicates stocked item; "N" indicates non-stocked item. Stock status subject to change. Contact Parker Customer Service.

Series 7109 Factory Assemblies

Grade T Fitted Hose Assemblies


Part Number	ID (in)	ID (mm)	Length (ft)	Approx Wt (lbs/ea)	Approx Wt (kgs/ea)	Nut Sizes	Std Pack Qty	Stock Status **
7109KABC-150	3/16	4.8	12-1/2	2.0	0.9	A & B	10	N
7109KABC-300	3/16	4.8	25	4.0	1.8	A & B	10	N
7109NLC-150	3/16	4.8	12-1/2	2.0	0.9	B & B	10	Y
7109NLC-300	3/16	4.8	25	4.0	1.8	B & B	10	N
7109NLC-600	3/16	4.8	50	7.0	3.2	B & B	5	N
7109NLC-1200	3/16	4.8	100	14.0	6.4	B & B	5	N
7109NLF-150	1/4	6.4	12-1/2	3.0	1.4	B & B	10	N
7109NLF-300	1/4	6.4	25	6.0	2.7	B & B	10	Y
7109NLF-600	1/4	6.4	50	11.0	5.0	B & B	5	Y
7109NLF-900	1/4	6.4	75	16.0	7.3	B & B	5	N
7109NLF-1200	1/4	6.4	100	21.0	9.5	B & B	5	Y
7109NLA-300	5/16	7.9	25	7.0	3.2	B & B	10	N
7109NLA-600	5/16	7.9	50	14.0	6.4	B & B	5	N
7109NLA-1200	5/16	7.9	100	29.0	13.2	B & B	5	N
7109NLM-300	3/8	9.5	25	8.0	3.6	B & B	10	Y
7109NLM-600	3/8	9.5	50	16.0	7.3	B & B	5	Y
7109NLM-1200	3/8	9.5	100	32.0	14.5	B & B	5	Y



** **Stock:** "Y" indicates stocked item; "N" indicates non-stocked item. Stock status subject to change. Contact Parker Customer Service.

Grade T Fitted Hose Assemblies with Steel Spring Guard Each End

Part Number	ID (in)	ID (mm)	Length (ft)	Approx Wt (lbs/ea)	Approx Wt (kgs/ea)	Nut Sizes	Std Pack Qty	Stock Status **
7109NLF-300SG	1/4	6.4	25	5.7	2.6	B & B	10	Y
7109NLF-600SG	1/4	6.4	50	10.9	4.9	B & B	5	Y
7109NLF-1200SG	1/4	6.4	100	21.4	9.7	B & B	5	Y



** **Stock:** "Y" indicates stocked item; "N" indicates non-stocked item. Stock status subject to change. Contact Parker Customer Service.

Parker Industrial Hose Customer Service
 866 810 HOSE (4673) 800 242 HOSE (4673)
 Wickliffe, OH South Gate, CA
 Eastern USA Western USA

www.safehose.com
 www.hosefinder.com
 e-mail: indhose@parker.com



SIAMEEZ®

Grade R Twin Line Welding Hose

Red – Acetylene Only; Green – Oxygen Line

ARPM IP-7

Series 7126

Series 7126 is a twin line welding hose; the red line is compatible ONLY with acetylene fuel gas, and the green line is compatible with oxygen. The non-blooming tube minimizes the migration of combustible waxes or plasticizers to the surface of the rubber, and the multiple plies of textile reinforcement provide flexibility. The cover is resistant to abrasion, heat, mild chemicals and ozone. Series 7126 is also available in factory-fabricated and tested hose assemblies in popular configurations.

Tube:	Black EPDM
Reinforcement:	Multiple textile plies
Cover:	Red (acetylene) or Green (oxygen) EPDM; smooth finish
Temp. Range:	-40°F to +200°F (-40°C to +93°C)
Brand Method:	White ink on red hose
Brand Example:	PARKER 7126 WELDING ⚠ WARNING ACETYLENE ONLY (ID) MAX WP 200 PSI ARPM IP-7-(YEAR) STD DUTY GRADE R COUPLE WITH ONE INCH FERRULES MADE IN USA (DATE CODE)
Design Factor:	4:1
Industry Standards:	ARPM IP-7
Applications:	<ul style="list-style-type: none"> • Red: Acetylene ONLY • Green: Oxygen • Bending, brazing, cutting, fabricating, gouging, joining, piercing, pre-heating, post-heating, severing, soldering, straightening, surfacing, trimming • Assembly and fabrication shops, construction, factories, foundries, mines, oil rigs, plumbing, rail yards, salvage, scrapyards, shipyards, steel mills
Vacuum:	Not recommended
Compare to:	ContiTech Gemini Twinline Grade R; Thermoid Tuline Grade R
Packaging:	Reels; fitted hose assemblies shrink-wrapped and labeled in master cartons

Part Number	ID (in)	ID (mm)	Reinf Plies	OD (in)	OD (mm)	Approx Wt (lbs/ft)	Approx Wt (kgs/ft)	Min Bend Rad (in)	Min Bend Rad (mm)	Max Rec WP (psi)	Max Rec WP (bar)	Std Pack Qty (ft)	Stock Status **
7126-191	3/16	4.8	2	0.438	11.1	0.13	0.06	2.0	50.8	200	13.8	800	Y
7126-251	1/4	6.4	2	0.531	13.5	0.20	0.09	2.5	63.5	200	13.8	800	Y
7126-311	5/16	7.9	2	0.594	15.1	0.25	0.11	3.0	76.2	200	13.8	750	Y
7126-381	3/8	9.5	2	0.656	16.7	0.29	0.13	4.0	101.6	200	13.8	700	Y

Factory Assemblies: Available from stock in popular configurations. See the following page.

* **Couplings:** As specified in CGA publication E-1. Bulk welding hose couplings are not sold separately by Parker.

** **Stock:** "Y" indicates stocked item; "N" indicates non-stocked item. Stock status subject to change. Contact Parker Customer Service.

⚠ WARNING! Do not attempt to re-couple, repair or splice hose assemblies; replace all assemblies that show signs of abrading, abuse, age, damage or fatigue. Refer to ARPM IP-7, Specifications for Rubber Welding Hose and Hose Technical Bulletin 11-5, Guide for Use, Maintenance and Inspection of Welding Hose. Refer to CGA Safety Bulletin SB-11, *Use of Rubber Welding Hose*. Refer to the Safety & Technical Information section of this catalog for further information.



Series 7126 Factory Assemblies

Grade R Fitted Hose Assemblies



Part Number	ID (in)	ID (mm)	Length (ft)	Approx Wt (lbs/ea)	Approx Wt (kgs/ea)	Nut Sizes	Std Pack Qty	Stock Status **
7126KAAC-150	3/16	4.8	12-1/2	2.0	0.9	A & A	10	N
7126KAAC-300	3/16	4.8	25	3.5	1.6	A & A	10	N
7126KABC-150	3/16	4.8	12-1/2	2.0	0.9	A & B	10	N
7126KABC-300	3/16	4.8	25	3.5	1.6	A & B	10	N
7126NLC-150	3/16	4.8	12-1/2	2.0	0.9	B & B	10	Y
7126NLC-300	3/16	4.8	25	4.0	1.8	B & B	10	Y
7126NLC-600	3/16	4.8	50	7.0	3.2	B & B	5	Y
7126NLC-1200	3/16	4.8	100	14.0	6.4	B & B	5	Y
7126NLF-150	1/4	6.4	12-1/2	2.0	0.9	B & B	10	N
7126NLF-300	1/4	6.4	25	6.0	2.7	B & B	10	Y
7126NLF-600	1/4	6.4	50	11.0	5.0	B & B	5	Y
7126NLF-1200	1/4	6.4	100	20.0	9.1	B & B	5	Y
7126NLM-300	3/8	9.5	25	8.0	3.6	B & B	10	N
7126NLM-600	3/8	9.5	50	15.0	6.8	B & B	5	Y
7126NLM-1200	3/8	9.5	100	28.0	12.7	B & B	5	Y

** Stock: "Y" indicates stocked item; "N" indicates non-stocked item. Stock status subject to change. Contact Parker Customer Service.



Parker Safety Guide for Selecting and Using Hose, Tubing, Fittings and Related Accessories

Parker Publication No. 4400-B.1

Revised: November, 2007

WARNING: Failure or improper selection or improper use of hose, tubing, fittings, assemblies or related accessories ("Products") can cause death, personal injury and property damage. Possible consequences of failure or improper selection or improper use of these Products include but are not limited to:

- Fittings thrown off at high speed.
- High velocity fluid discharge.
- Explosion or burning of the conveyed fluid.
- Electrocuting from high voltage electric powerlines.
- Contact with suddenly moving or falling objects that are controlled by the conveyed fluid.
- Injections by high-pressure fluid discharge.
- Dangerously whipping Hose.
- Contact with conveyed fluids that may be hot, cold, toxic or otherwise injurious.
- Sparking or explosion caused by static electricity buildup or other sources of electricity.
- Sparking or explosion while spraying paint or flammable liquids.
- Injuries resulting from inhalation, ingestion or exposure to fluids.

Before selecting or using any of these Products, it is important that you read and follow the instructions below. Only Hose from Parker's Stratoflex Products Division is approved for in-flight aerospace applications.

1.0 GENERAL INSTRUCTIONS

- 1.1 Scope:** This safety guide provides instructions for selecting and using (including assembling, installing, and maintaining) these Products. For convenience, all rubber and/or thermoplastic products commonly called "hose" or "tubing" are called "Hose" in this safety guide. All assemblies made with Hose are called "Hose Assemblies". All products commonly called "fittings", "couplings" or "adapters" are called "Fittings". All related accessories (including crimping and swaging machines and tooling) are called "Related Accessories". This safety guide is a supplement to and is to be used with the specific Parker publications for the specific Hose, Fittings and Related Accessories that are being considered for use. Parker publications are available at www.parker.com. SAE J1273 (www.sae.org) and ISO 17165-2 (www.ansi.org) also provide recommended practices for hydraulic Hose Assemblies.
- 1.2 Fail-Safe:** Hose, Hose Assemblies and Fittings can and do fail without warning for many reasons. Design all systems and equipment in a fail-safe mode, so that failure of the Hose, Hose Assembly or Fitting will not endanger persons or property.
- 1.3 Distribution:** Provide a copy of this safety guide to each person responsible for selecting or using Hose and Fitting products. Do not select or use Parker Hose or Fittings without thoroughly reading and understanding this safety guide as well as the specific Parker publications for the Products.
- 1.4 User Responsibility:** Due to the wide variety of operating conditions and applications for Hose and Fittings, Parker does not represent or warrant that any particular Hose or Fitting is suitable for any specific end use system. This safety guide does not analyze all technical parameters that must be considered in selecting a product. The user, through its own analysis and testing, is solely responsible for:
- Making the final selection of the Products.
 - Assuring that the user's requirements are met and that the application presents no health or safety hazards.
 - Providing all appropriate health and safety warnings on the equipment on which the Products are used.
 - Assuring compliance with all applicable government and industry standards.
- 1.5 Additional Questions:** Call the appropriate Parker technical service department if you have any questions or require any additional information. See the Parker publication for the Products being considered or used, or call 1-800-CPARKER, or go to www.parker.com, for telephone numbers of the appropriate technical service department.

2.0 HOSE AND FITTINGS SELECTION INSTRUCTIONS

- 2.1 Electrical Conductivity:** Certain applications require that the Hose be nonconductive to prevent electrical current flow. Other applications require the Hose and the Fittings and the Hose/Fitting interface to be sufficiently conductive to drain off static electricity. Extreme care must be exercised when selecting Hose and Fittings for these or any other applications in which electrical conductivity or nonconductivity is a factor.
- The electrical conductivity or nonconductivity of Hose and Fittings is dependent upon many factors and may be susceptible to change. These factors include but are not limited to the various materials used to make the Hose and the Fittings, Fitting finish (some Fitting finishes are electrically conductive while others are nonconductive), manufacturing methods (including moisture control), how the Fittings contact the Hose, age and amount of deterioration or damage or other changes, moisture content of the Hose at any particular time, and other factors.
- The following are considerations for electrically nonconductive and conductive Hose. For other applications consult the individual catalog pages and the appropriate industry or regulatory standards for proper selection.

2.1.1 Electrically Nonconductive Hose: Certain applications require that the Hose be nonconductive to prevent electrical current flow or to maintain electrical isolation. For applications that require Hose to be electrically nonconductive, including but not limited to applications near high voltage electric lines, only special nonconductive Hose can be used. The manufacturer of the equipment in which the nonconductive Hose is to be used must be consulted to be certain that the Hose and Fittings that are selected are proper for the application. Do not use any Parker Hose or Fittings for any such application requiring nonconductive Hose, including but not limited to applications near high voltage electric lines, unless (i) the application is expressly approved in the Parker technical publication for the product, (ii) the Hose is marked "nonconductive", and (iii) the manufacturer of the equipment on which the Hose is to be used specifically approves the particular Parker Hose and Fittings for such use.

2.1.2 Electrically Conductive Hose: Parker manufactures special Hose for certain applications that require electrically conductive Hose.

Parker manufactures special Hose for conveying paint in airless paint spraying applications. This Hose is labeled "Electrically Conductive Airless Paint Spray Hose" on its layline and packaging. This Hose must be properly connected to the appropriate Parker Fittings and properly grounded in order to dissipate dangerous static charge buildup, which occurs in all airless paint spraying applications. Do not use any other Hose for airless paint spraying, even if electrically conductive. Use of any other Hose or failure to properly connect the Hose can cause a fire or an explosion resulting in death, personal injury, and property damage.

Parker manufactures a special Hose for certain compressed natural gas ("CNG") applications where static electricity buildup may occur. Parker CNG Hose assemblies comply with the requirements of ANSI/IAS NGV 4.2-1999; CSA 12.52-M99, "Hoses for Natural Gas Vehicles and Dispensing Systems" (www.ansi.org). This Hose is labeled "Electrically Conductive for CNG Use" on its layline and packaging. This Hose must be properly connected to the appropriate Parker Fittings and properly grounded in order to dissipate dangerous static charge buildup, which occurs in, for example, high velocity CNG dispensing or transfer. Do not use any other Hose for CNG applications where static charge buildup may occur, even if electrically conductive. Use of other Hoses in CNG applications or failure to properly connect or ground this Hose can cause a fire or an explosion resulting in death, personal injury, and property damage. Care must also be taken to protect against CNG permeation through the Hose wall. See section 2.6, Permeation, for more information. Parker CNG Hose is intended for dispenser and vehicle use at a maximum temperature of 180°F (82°C). Parker CNG Hose should not be used in confined spaces or unventilated areas or areas exceeding 180°F (82°C). Final assemblies must be tested for leaks. CNG Hose Assemblies should be tested on a monthly basis for conductivity per ANSI/IAS NGV 4.2-1999; CSA 12.52-M99.

Parker manufactures special Hose for aerospace in-flight applications. Aerospace in-flight applications employing Hose to transmit fuel, lubricating fluids and hydraulic fluids require a special Hose with a conductive inner tube. This Hose for in-flight applications is available only from Parker's Stratoflex Products Division. Do not use any other Parker Hose for in-flight applications, even if electrically conductive. Use of other Hoses for in-flight applications or failure to properly connect or ground this Hose can cause a fire or an explosion resulting in death, personal injury and property damage. These Hose assemblies for in-flight applications must meet all applicable aerospace industry, aircraft engine and aircraft requirements.

2.2 Pressure: Hose selection must be made so that the published maximum working pressure of the Hose and Fittings are equal to or greater than the maximum system pressure. The maximum working pressure of a Hose Assembly is the lower of the respective published maximum working pressures of the Hose and the Fittings used. Surge pressures or peak transient pressures



Parker Safety Guide, Parker Publication No. 4400-B.1 (Continued)

in the system must be below the published maximum working pressure for the Hose. Surge pressures and peak pressures can usually only be determined by sensitive electrical instrumentation that measures and indicates pressures at millisecond intervals. Mechanical pressure gauges indicate only average pressures and cannot be used to determine surge pressures or peak transient pressures. Published burst pressure ratings for Hose is for manufacturing test purposes only and is no indication that the Product can be used in applications at the burst pressure or otherwise above the published maximum recommended working pressure.

2.3 Suction: Hoses used for suction applications must be selected to insure that the Hose will withstand the vacuum and pressure of the system. Improperly selected Hose may collapse in suction application.

2.4 Temperature: Be certain that fluid and ambient temperatures, both steady and transient, do not exceed the limitations of the Hose. Temperatures below and above the recommended limit can degrade Hose to a point where a failure may occur and release fluid. Properly insulate and protect the Hose Assembly when routing near hot objects (e.g. manifolds). Do not use any Hose in any application where failure of the Hose could result in the conveyed fluids (or vapors or mist from the conveyed fluids) contacting any open flame, molten metal, or other potential fire ignition source that could cause burning or explosion of the conveyed fluids or vapors.

2.5 Fluid Compatibility: Hose Assembly selection must assure compatibility of the Hose tube, cover, reinforcement, and Fittings with the fluid media used. See the fluid compatibility chart in the Parker publication for the product being considered or used. This information is offered only as a guide. Actual service life can only be determined by the end user by testing under all extreme conditions and other analysis.

Hose that is chemically compatible with a particular fluid must be assembled using Fittings and adapters containing likewise compatible seals.

2.6 Permeation: Permeation (that is, seepage through the Hose) will occur from inside the Hose to outside when Hose is used with gases, liquid and gas fuels, and refrigerants (including but not limited to such materials as helium, diesel fuel, gasoline, natural gas, or LPG). This permeation may result in high concentrations of vapors which are potentially flammable, explosive, or toxic, and in loss of fluid. Dangerous explosions, fires, and other hazards can result when using the wrong Hose for such applications. The system designer must take into account the fact that this permeation will take place and must not use Hose if this permeation could be hazardous. The system designer must take into account all legal, government, insurance, or any other special regulations which govern the use of fuels and refrigerants. Never use a Hose even though the fluid compatibility is acceptable without considering the potential hazardous effects that can result from permeation through the Hose Assembly.

Permeation of moisture from outside the Hose to inside the Hose will also occur in Hose assemblies, regardless of internal pressure. If this moisture permeation would have detrimental effects (particularly, but not limited to refrigeration and air conditioning systems), incorporation of sufficient drying capacity in the system or other appropriate system safeguards should be selected and used.

2.7 Size: Transmission of power by means of pressurized fluid varies with pressure and rate of flow. The size of the components must be adequate to keep pressure losses to a minimum and avoid damage due to heat generation or excessive fluid velocity.

2.8 Routing: Attention must be given to optimum routing to minimize inherent problems (kinking or flow restriction due to Hose collapse, twisting of the Hose, proximity to hot objects or heat sources). For additional routing recommendations see SAE J1273 and ISO 17165-2. Hose Assemblies have a finite life and if possible, should be installed in a manner that allows for ease of inspection and future replacement. Rubber Hose because of its relative short life, should not be used in residential and commercial buildings for HVAC (heating, ventilating and air conditioning) applications.

2.9 Environment: Care must be taken to insure that the Hose and Fittings are either compatible with or protected from the environment (that is, surrounding conditions) to which they are exposed. Environmental conditions including but not limited to ultraviolet radiation, sunlight, heat, ozone, moisture, water, salt water, chemicals and air pollutants can cause degradation and premature failure.

2.10 Mechanical Loads: External forces can significantly reduce Hose life or cause failure. Mechanical loads which must be considered include excessive flexing, twist, kinking, tensile or side loads, bend radius, and vibration. Use of swivel type Fittings or adapters may be required to insure no twist is put into the Hose. Unusual applications may require special testing prior to Hose selection.

2.11 Physical Damage: Care must be taken to protect Hose from wear, snagging, kinking, bending smaller than minimum bend radius and cutting, any of which can cause premature Hose failure. Any Hose that has been kinked or bent to a radius smaller than the minimum bend radius, and any Hose that has been cut or is cracked or is otherwise damaged should be removed and discarded.

2.12 Proper End Fitting: See instructions 3.2 through 3.5. These recommendations may be substantiated by testing to industry standards such as SAE J517 for hydraulic applications, or MIL-A-5070, AS1339, or AS3517 for Hoses from Parker's Stratoflex Products Division for aerospace applications.

2.13 Length: When establishing a proper Hose length, motion absorption, Hose length changes due to pressure, and Hose and machine tolerances and movement must be considered.

2.14 Specifications and Standards: When selecting Hose and Fittings, government, industry, and Parker specifications and recommendations must be reviewed and followed as applicable.

2.15 Hose Cleanliness: Hose components may vary in cleanliness levels. Care must be taken to insure that the Hose Assembly selected has an adequate level of cleanliness for the application.

2.16 Fire Resistant Fluids: Some fire resistant fluids that are to be conveyed by Hose require use of the same type of Hose as used with petroleum base fluids. Some such fluids require a special Hose, while a few fluids will not work with any Hose at all. See instructions 2.5 and 1.5. The wrong Hose may fail after a very short service. In addition, all liquids but pure water may burn fiercely under certain conditions, and even pure water leakage may be hazardous.

2.17 Radiant Heat: Hose can be heated to destruction without contact by such nearby items as hot manifolds or molten metal. The same heat source may then ignite a fire. This can occur despite the presence of cool air around the Hose.

2.18 Welding or Brazing: When using a torch or arc welder in close proximity to hydraulic lines, the hydraulic lines should be removed or shielded with appropriate fire resistant materials. Flame or weld spatter could burn through the Hose and possibly ignite escaping fluid resulting in a catastrophic failure. Heating of plated parts, including Hose Fittings and adapters, above 450°F (232°C) such as during welding, brazing or soldering may emit deadly gases.

2.19 Atomic Radiation: Atomic radiation affects all materials used in Hose assemblies. Since the long-term effects may be unknown, do not expose Hose assemblies to atomic radiation.

2.20 Aerospace Applications: The only Hose and Fittings that may be used for in-flight aerospace applications are those available from Parker's Stratoflex Products Division. Do not use any other Hose or Fittings for in-flight applications. Do not use any Hose or Fittings from Parker's Stratoflex Products Division with any other Hose or Fittings, unless expressly approved in writing by the engineering manager or chief engineer of Stratoflex Products Division and verified by the user's own testing and inspection to aerospace industry standards.

2.21 Unlocking Couplings: Ball locking couplings or other Fittings with quick disconnect ability can unintentionally disconnect if they are dragged over obstructions, or if the sleeve or other disconnect member, is bumped or moved enough to cause disconnect. Threaded Fittings should be considered where there is a potential for accidental uncoupling.

3.0 HOSE AND FITTINGS ASSEMBLY AND INSTALLATION INSTRUCTIONS

3.1 Component Inspection: Prior to assembly, a careful examination of the Hose and Fittings must be performed. All components must be checked for correct style, size, catalog number, and length. The Hose must be examined for cleanliness, obstructions, blisters, cover looseness, kinks, cracks, cuts or any other visible defects. Inspect the Fitting and sealing surfaces for burrs, nicks, corrosion or other imperfections. Do NOT use any component that displays any signs of nonconformance.

3.2 Hose and Fitting Assembly: Do not assemble a Parker Fitting on a Parker Hose that is not specifically listed by Parker for that Fitting, unless authorized in writing by the engineering manager or chief engineer of the appropriate Parker division. Do not assemble a Parker Fitting on another manufacturer's Hose or a Parker Hose on another manufacturer's Fitting unless (i) the engineering manager or chief engineer of the appropriate Parker division approves the Assembly in writing or that combination is expressly approved in the appropriate Parker literature for the specific Parker product, and (ii) the user verifies the Assembly and the application through analysis and testing. For Parker Hose that does not specify a Parker Fitting, the user is solely responsible for the selection of the proper Fitting and Hose Assembly procedures. See instruction 1.4.

To prevent the possibility of problems such as leakage at the Fitting or system contamination, it is important to completely remove all debris from the cutting operation before installation of the Fittings. The Parker published instructions must be followed for assembling the Fittings on the Hose. These instructions are provided in the Parker Fitting catalog for the specific Parker Fitting being used, or by calling 1-800-CPARKER, or at www.parker.com.

3.3 Related Accessories: Do not crimp or swage any Parker Hose or Fitting with anything but the listed swage or crimp machine and dies in accordance with Parker published instructions. Do not crimp or swage another manufacturer's Fitting with a Parker crimp or swage die unless authorized in writing by the engineering manager or chief engineer of the appropriate Parker division.

Parker Safety Guide, Parker Publication No. 4400-B.1 (Continued)

- 3.4 Parts:** Do not use any Parker Fitting part (including but not limited to socket, shell, nipple, or insert) except with the correct Parker mating parts, in accordance with Parker published instructions, unless authorized in writing by the engineering manager or chief engineer of the appropriate Parker division.
- 3.5 Field Attachable/Permanent:** Do not reuse any field attachable Hose Fitting that has blown or pulled off a Hose. Do not reuse a Parker permanent Hose Fitting (crimped or swaged) or any part thereof. Complete Hose Assemblies may only be reused after proper inspection under section 4.0. Do not assemble Fittings to any previously used hydraulic Hose that was in service, for use in a fluid power application.
- 3.6 Pre-Installation Inspection:** Prior to installation, a careful examination of the Hose Assembly must be performed. Inspect the Hose Assembly for any damage or defects. DO NOT use any Hose Assembly that displays any signs of nonconformance.
- 3.7 Minimum Bend Radius:** Installation of a Hose at less than the minimum listed bend radius may significantly reduce the Hose life. Particular attention must be given to preclude sharp bending at the Hose to Fitting juncture. Any bending during installation at less than the minimum bend radius must be avoided. If any Hose is kinked during installation, the Hose must be discarded.
- 3.8 Twist Angle and Orientation:** Hose Assembly installation must be such that relative motion of machine components does not produce twisting.
- 3.9 Securement:** In many applications, it may be necessary to restrain, protect, or guide the Hose to protect it from damage by unnecessary flexing, pressure surges, and contact with other mechanical components. Care must be taken to insure such restraints do not introduce additional stress or wear points.
- 3.10 Proper Connection of Ports:** Proper physical installation of the Hose Assembly requires a correctly installed port connection insuring that no twist or torque is transferred to the Hose when the Fittings are being tightened or otherwise during use.
- 3.11 External Damage:** Proper installation is not complete without insuring that tensile loads, side loads, kinking, flattening, potential abrasion, thread damage or damage to sealing surfaces are corrected or eliminated. See instruction 2.10.
- 3.12 System Checkout:** All air entrapment must be eliminated and the system pressurized to the maximum system pressure (at or below the Hose maximum working pressure) and checked for proper function and freedom from leaks. Personnel must stay out of potential hazardous areas while testing and using.
- 3.13 Routing:** The Hose Assembly should be routed in such a manner so if a failure does occur, the escaping media will not cause personal injury or property damage. In addition, if fluid media comes in contact with hot surfaces, open flame or sparks, a fire or explosion may occur. See section 2.4.
- 3.14 Ground Fault Equipment Protection Devices (GFEEDs): WARNING! Fire and Shock Hazard.** To minimize the danger of fire if the heating cable of a Multitube bundle is damaged or improperly installed, use a Ground Fault Equipment Protection Device. Electrical fault currents may be insufficient to trip a conventional circuit breaker.
- For ground fault protection, the IEEE 515:1989 (www.ansi.org) standard for heating cables recommends the use of GFEEDs with a nominal 30 milli-ampere trip level for "piping systems in classified areas, those areas requiring a high degree of maintenance, or which may be exposed to physical abuse or corrosive atmospheres".

4.0 HOSE AND FITTING MAINTENANCE AND REPLACEMENT INSTRUCTIONS

- 4.1** Even with proper selection and installation, Hose life may be significantly reduced without a continuing maintenance program. The severity of the application, risk potential from a possible Hose failure, and experience with any Hose failures in the application or in similar applications should determine the frequency of the inspection and the replacement for the Products so that Products are replaced before any failure occurs. A maintenance program must be established and followed by the user and, at minimum, must include instructions 4.2 through 4.7.
- 4.2 Visual Inspection Hose/Fitting:** Any of the following conditions require immediate shut down and replacement of the Hose Assembly:
- Fitting slippage on Hose;
 - Damaged, cracked, cut or abraded cover (any reinforcement exposed);
 - Hard, stiff, heat cracked, or charred Hose;
 - Cracked, damaged, or badly corroded Fittings;
 - Leaks at Fitting or in Hose;
 - Kinked, crushed, flattened or twisted Hose; and
 - Blistered, soft, degraded, or loose cover.
- 4.3 Visual Inspection All Other:** The following items must be tightened, repaired, corrected or replaced as required:
- Leaking port conditions;
 - Excess dirt buildup;
 - Worn clamps, guards or shields; and
 - System fluid level, fluid type, and any air entrapment.
- 4.4 Functional Test:** Operate the system at maximum operating pressure and check for possible malfunctions and leaks. Personnel must avoid potential hazardous areas while testing and using the system. See section 2.2.
- 4.5 Replacement Intervals:** Hose assemblies and elastomeric seals used on Hose Fittings and adapters will eventually age, harden, wear and deteriorate under thermal cycling and compression set. Hose Assemblies and elastomeric seals should be inspected and replaced at specific replacement intervals, based on previous service life, government or industry recommendations, or when failures could result in unacceptable downtime, damage, or injury risk. See section 1.2. Hose and Fittings may be subjected to internal mechanical and/or chemical wear from the conveying fluid and may fail without warning. The user must determine the product life under such circumstances by testing. Also see section 2.5.
- 4.6 Hose Inspection and Failure:** Hydraulic power is accomplished by utilizing high pressure fluids to transfer energy and do work. Hoses, Fittings and Hose Assemblies all contribute to this by transmitting fluids at high pressures. Fluids under pressure can be dangerous and potentially lethal and, therefore, extreme caution must be exercised when working with fluids under pressure and handling the Hoses transporting the fluids. From time to time, Hose Assemblies will fail if they are not replaced at proper time intervals. Usually these failures are the result of some form of misapplication, abuse, wear or failure to perform proper maintenance. When Hoses fail, generally the high pressure fluids inside escape in a stream which may or may not be visible to the user. Under no circumstances should the user attempt to locate the leak by "feeling" with their hands or any other part of their body. High pressure fluids can and will penetrate the skin and cause severe tissue damage and possibly loss of limb. Even seemingly minor hydraulic fluid injection injuries must be treated immediately by a physician with knowledge of the tissue damaging properties of hydraulic fluid.
- If a Hose failure occurs, immediately shut down the equipment and leave the area until pressure has been completely released from the Hose Assembly. Simply shutting down the hydraulic pump may or may not eliminate the pressure in the Hose Assembly. Many times check valves, etc., are employed in a system and can cause pressure to remain in a Hose Assembly even when pumps or equipment are not operating. Tiny holes in the Hose, commonly known as pinholes, can eject small, dangerously powerful but hard to see streams of hydraulic fluid. It may take several minutes or even hours for the pressure to be relieved so that the Hose Assembly may be examined safely. Once the pressure has been reduced to zero, the Hose Assembly may be taken off the equipment and examined. It must always be replaced if a failure has occurred. Never attempt to patch or repair a Hose Assembly that has failed. Consult the nearest Parker distributor or the appropriate Parker division for Hose Assembly replacement information.
- Never touch or examine a failed Hose Assembly unless it is obvious that the Hose no longer contains fluid under pressure. The high pressure fluid is extremely dangerous and can cause serious and potentially fatal injury.
- 4.7 Elastomeric seals:** Elastomeric seals will eventually age, harden, wear and deteriorate under thermal cycling and compression set. Elastomeric seals should be inspected and replaced.
- 4.8 Refrigerant gases:** Special care should be taken when working with refrigeration systems. Sudden escape of refrigerant gases can cause blindness if the escaping gases contact the eye and can cause freezing or other severe injuries if it contacts any other portion of the body.
- 4.9 Compressed natural gas (CNG):** Parker CNG Hose Assemblies should be tested after installation and before use, and at least on a monthly basis per ANSI/IAS NGV 4.2-1999; CSA 12.52-M99 Section 4.2 "Visual Inspection Hose/Fitting". The recommended procedure is to pressurize the Hose and check for leaks and to visually inspect the Hose for damage.
- Caution:** Matches, candles, open flame or other sources of ignition shall not be used for Hose inspection. Leak check solutions should be rinsed off after use.

5.0 HOSE STORAGE

- 5.1 Age Control:** Hose and Hose Assemblies must be stored in a manner that facilitates age control and first-in and first-out usage based on manufacturing date of the Hose and Hose Assemblies. The shelf life of rubber Hose or Hose Assemblies that have passed visual inspection and a proof test is 10 years (40 quarters) from the date of manufacture. The shelf life of thermoplastic and polytetrafluoroethylene Hose or Hose Assemblies is considered to be unlimited.
- 5.2 Storage:** Stored Hose and Hose Assemblies must not be subjected to damage that could reduce their expected service life and must be placed in a cool, dark and dry area with the ends capped. Stored Hose and Hose Assemblies must not be exposed to temperature extremes, ozone, oils, corrosive liquids or fumes, solvents, high humidity, rodents, insects, ultraviolet light, electromagnetic fields or radioactive materials.



Critical Applications

Chemical Hose

A chemical hose system failure could cause the release of poisonous, corrosive, or flammable material resulting in property damage, serious bodily injury or death. All reputable manufacturers of chemical hose recommend specific hose constructions to handle various chemicals. Refer to the chemical guides in Catalog 4800, or contact Parker for technical assistance before using or recommending a hose product. Refer to ARPM publication IP-11-7 "Manual for Maintenance, Testing, and Inspection of Chemical Hose."

Handling

- Use care to prevent mishandling. Crushing or kinking of the hose can cause severe damage to the reinforcement.
- Use proper hose suspension equipment when lifting or dragging a hose to ensure that the recommended curvature is not exceeded. Avoid sharp bends at the end fittings and at manifold connections.

Operation

- Use safety precautions such as wearing eye or face protection, rubber gloves, boots, and other types of protective clothing.
- Monitor pressures and temperatures to ensure that the hose is not exposed to conditions above specified limits.
- Do not allow chemicals to contact the exterior of the hose or allow hose to lie in a pool of chemicals since the hose cover may not have the same level of corrosion resistance as the tube. Corrosive materials that come into contact with the reinforcing material will cause reduced service life and premature hose failure.

Temperature

Do not use chemical hose at pressures or temperatures exceeding those as specified for the product. Many chemical resistance guides are based on temperatures of 70°F (21°C). Elevated temperatures can change the chemical resistance ratings. Many chemicals will become more aggressive as temperatures increase, reducing the ability of hose compounds to withstand them. Contact Parker for chemical compatibility data at elevated temperatures. If no data exists, end users are required to perform compatibility testing at the desired temperature.

Couplings

- At any operating temperature, couplings attached with bands or clamps may reduce the working pressure of the hose assembly to less than the maximum rated working pressure of the hose. Refer to the NAHAD Industrial Hose Assembly Guidelines.
- At operating temperatures of 125°F and above, install only permanently attached couplings.
- Do not use internally expanded couplings with chemical hoses incorporating thermoplastic tubes. Refer to chemical hoses that incorporate a MXLPE tube.

Petroleum Transfer Hose

- Do not use for oil or fuel delivery or transfer service when submerged in, or on the surface of open water. Hose damage or failure may result in spillage and environmental damage. Use hose specifically designed for this application.
- Do not immerse in fuel. The hose cover compound may not be of sufficient grade to resist attack by the fuel. Use hose specifically designed for this application.

Critical Applications (Continued)

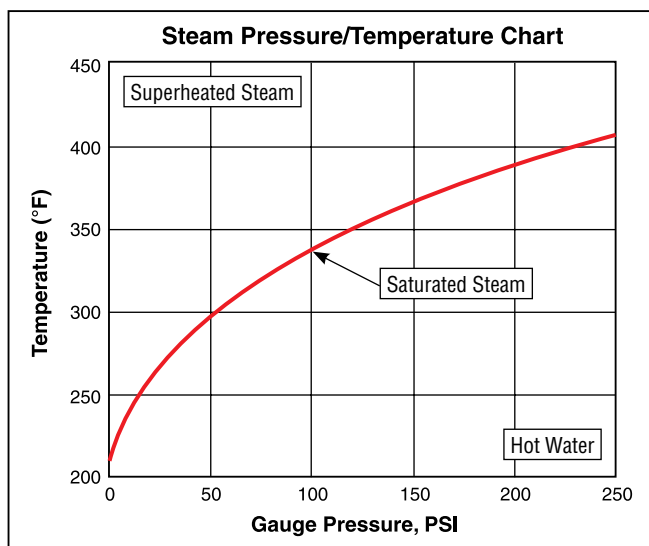
Steam Hose

Water changes to hot water and phases of steam when subjected to heat and pressure. The greater the pressure, the higher the temperature required to achieve and maintain a steam phase. If steam escapes, dangerous quantities of heat may be released very suddenly. Refer to ARPM publication IP-11-1 "Guide for Use, Testing and Inspection of Steam Hose."

⚠ WARNING! Use ONLY steam hose for steam service. Hot water, low pressure steam and high pressure steam may escape explosively and will scald skin, eyes and lungs, which may lead to severe bodily injury or death.

- Many steam systems incorporate detergents or rust inhibitors which may attack steam hose. Prior to using a steam hose with detergents or rust inhibitors, refer to the chemical guides in Catalog 4800, or contact Parker.
- Parker recommends using permanent crimp couplings when fabricating steam assemblies. Refer to CrimpSource at www.safehose.com. Couplings attached with bands or clamps may reduce the working pressure of the hose assembly to less than the maximum rated working pressure of the hose. Refer to the NAHAD Industrial Hose Assembly Guidelines.
- Drain steam hose after each use to reduce the possibility of hose popcorning while in service.

The chart below represents the three forms of water when subjected to various combinations of heat and pressure. The red line represents the point at which hot water becomes saturated steam. The area below the red line is hot water; the area above the red line is superheated steam.



Welding Hose

Many accidents involving welding hose occur due to selection of an incorrect hose for the application. Welding hose must be specially designed and compounded to handle the media, with rubber compounds able to handle fuel gas and oxygen. Due to the extreme volatility of gases, the varying compatibility of gases with the various grades of hose, and the rough environment of many welding applications, it is crucial to select the correct welding hose. Refer to ARPM publications IP-7, "Specifications for Rubber Welding Hose" and IP-11-5, "Guide for Use, Maintenance and Inspection of Welding Hose." Also refer to the Compressed Gas Association publications E-1, "Standard for Rubber Welding Hose and Hose Connections for Gas Welding, Cutting and Allied Processes" and Safety Bulletin SB-11 "Use of Rubber Welding Hose."

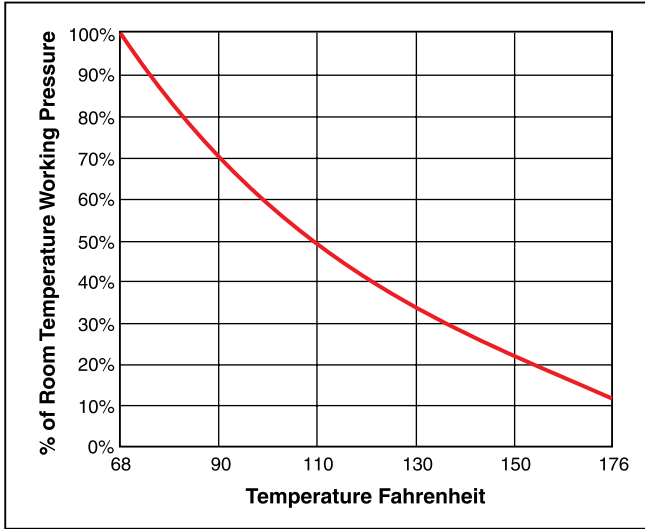
⚠ WARNING! Welding gases possess volatile characteristics that may produce fire or explosions causing property damage, serious bodily injury or death. Use Grades R and RM ONLY with acetylene fuel gas; do not use with any other fuel gases.

- Replace all assemblies that show signs of abrading, abuse, age, damage or fatigue. Do not attempt to re-couple, repair or splice hose assemblies.
- Fabricate hose assemblies using only crimped-on ferrules at least one inch long to ensure coverage and support of the coupling stem inside the hose.
- Couplings attached with bands or clamps may reduce the working pressure of the hose assembly to less than the maximum rated working pressure of the hose. Refer to the NAHAD Industrial Hose Assembly Guidelines.

PVC and Thermoplastic Temperature/Pressure Chart

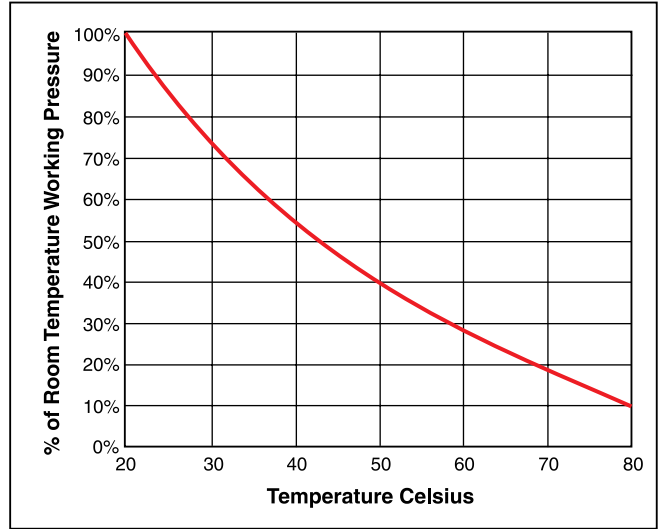
Effects of Elevated Temperatures on Thermoplastic Hose and Tubing

Thermoplastic hose and tubing achieve their optimum physical properties at room temperature, 68°F (20°C). As thermoplastic materials are exposed to increased ambient temperatures, they soften and their physical properties change. For hose and tubing, heat sharply reduces the available working pressure and coupling retention. The charts below illustrate this effect. In all cases, test the product in a controlled, secure and safe environment, and consider all operating conditions prior to use.



Example from the Fahrenheit Chart

If Working Pressure at 68°F is 200 PSI, then the WP at 110°F is 200 x 50%, or 100 PSI.



Example from the Celsius Chart

If Working Pressure at 20°C is 14 bar, then the WP at 50°C is 14 x 40%, or 5.6 bar.

For further information, refer to the Parker Safety Guide No. 4400-B.1 (pages 69 - 71) and the Parker User Responsibility Statement on the inside front cover of this catalog.

PARKER-HANNIFIN CORPORATION
OFFER OF SALE

The goods, services or work (referred to as the "Products") offered by **Parker-Hannifin Corporation**, its subsidiaries, groups, divisions, and authorized distributors ("Seller") are offered for sale at prices indicated in the offer, or as may be established by Seller. The offer to sell the Products and acceptance of Seller's offer by any customer ("Buyer") is contingent upon, and will be governed by all of the terms and conditions contained in this Offer of Sale. Buyer's order for any Products specified in Buyer's purchase document or Seller's offer, proposal or quote ("Quote") attached to the purchase order, when communicated to Seller verbally, or in writing, shall constitute acceptance of this offer.

1. **Terms and Conditions.** Seller's willingness to offer Products for sale or accept an order for Products is subject to the terms and conditions contained in this Offer of Sale or any newer version of the same, published by Seller electronically at www.parker.com/saleterms/. Seller objects to any contrary or additional terms or conditions of Buyer's order or any other document or other communication issued by Buyer.
2. **Price; Payment.** Prices stated on Seller's Quote are valid for thirty (30) days, except as explicitly otherwise stated therein, and do not include any sales, use, or other taxes or duties unless specifically stated. Seller reserves the right to modify prices to adjust for any raw material price fluctuations. Unless otherwise specified by Seller, all prices are F.C.A. Seller's facility (INCOTERMS 2010). Payment is subject to credit approval and payment for all purchases is due thirty (30) days from the date of invoice (or such date as may be specified by Seller's Credit Department). Unpaid invoices beyond the specified payment date incur interest at the rate of 1.5% per month or the maximum allowable rate under applicable law.
3. **Shipment; Delivery; Title and Risk of Loss.** All delivery dates are approximate. Seller is not responsible for damages resulting from any delay. Regardless of the manner of shipment, delivery occurs and title and risk of loss or damage pass to Buyer, upon placement of the Products with the shipment carrier at Seller's facility. Unless otherwise stated, Seller may exercise its judgment in choosing the carrier and means of delivery. No deferral of shipment at Buyer's request beyond the respective dates indicated will be made except on terms that will indemnify, defend and hold Seller harmless against all loss and additional expense. Buyer shall be responsible for any additional shipping charges incurred by Seller due to Buyer's acts or omissions.
4. **Warranty.** Seller warrants that the Products sold hereunder shall be free from defects in material or workmanship for a period of twelve (12) months from the date of delivery or 2,000 hours of normal use, whichever occurs first. All prices are based upon the exclusive limited warranty stated above, and upon the following disclaimer: **DISCLAIMER OF WARRANTY: THIS WARRANTY IS THE SOLE AND ENTIRE WARRANTY PERTAINING TO PRODUCTS PROVIDED. SELLER DISCLAIMS ALL OTHER WARRANTIES, EXPRESS AND IMPLIED, INCLUDING DESIGN, MERCHANTABILITY AND FITNESS FOR A PARTICULAR PURPOSE.**
5. **Claims; Commencement of Actions.** Buyer shall promptly inspect all Products upon receipt. No claims for shortages will be allowed unless reported to the Seller within ten (10) days of delivery. No other claims against Seller will be allowed unless asserted in writing within thirty (30) days after delivery. Buyer shall notify Seller of any alleged breach of warranty within thirty (30) days after the date the defect is or should have been discovered by Buyer. Any claim or action against Seller based upon breach of contract or any other theory, including tort, negligence, or otherwise must be commenced within twelve (12) months from the date of the alleged breach or other alleged event, without regard to the date of discovery.
6. **LIMITATION OF LIABILITY.** IN THE EVENT OF A BREACH OF WARRANTY, SELLER WILL, AT ITS OPTION, REPAIR OR REPLACE A DEFECTIVE PRODUCT, OR REFUND THE PURCHASE PRICE WITHIN A REASONABLE PERIOD OF TIME. **IN NO EVENT IS SELLER LIABLE FOR ANY SPECIAL, INDIRECT, INCIDENTAL OR CONSEQUENTIAL DAMAGES ARISING OUT OF, OR AS THE RESULT OF, THE SALE, DELIVERY, NON-DELIVERY, SERVICING, USE OR LOSS OF USE OF THE PRODUCTS OR ANY PART THEREOF, OR FOR ANY CHARGES OR EXPENSES OF ANY NATURE INCURRED WITHOUT SELLER'S WRITTEN CONSENT, WHETHER BASED IN CONTRACT, TORT OR OTHER LEGAL THEORY. IN NO EVENT SHALL SELLER'S LIABILITY UNDER ANY CLAIM MADE BY BUYER EXCEED THE PURCHASE PRICE OF THE PRODUCTS.**
7. **User Responsibility.** The user, through its own analysis and testing, is solely responsible for making the final selection of the system and Product and assuring that all performance, endurance, maintenance, safety and warning requirements of the application are met. The user must analyze all aspects of the application and follow applicable industry standards and Product information. If Seller provides Product or system options based upon data or specifications provided by the user, the user is responsible for determining that such data and specifications are suitable and sufficient for all applications and reasonably foreseeable uses of the Products or systems.
8. **Loss to Buyer's Property.** Any designs, tools, patterns, materials, drawings, confidential information or equipment furnished by Buyer or any other items which become Buyer's property, will be considered obsolete and may be destroyed by Seller after two (2) consecutive years have elapsed without Buyer ordering the items manufactured using such property. Seller shall not be responsible for any loss or damage to such property while it is in Seller's possession or control.
9. **Special Tooling.** A tooling charge may be imposed for any special tooling, including without limitation, dies, fixtures, molds and patterns, acquired to manufacture Products. Such special tooling shall be and remain Seller's property notwithstanding payment of any charges by Buyer. In no event will Buyer acquire any interest in apparatus belonging to Seller which is utilized in the manufacture of the Products, even if such apparatus has been specially converted or adapted for such manufacture and notwithstanding any charges paid by Buyer. Unless otherwise agreed, Seller has the right to alter, discard or otherwise dispose of any special tooling or other property in its sole discretion at any time.
10. **Buyer's Obligation; Rights of Seller.** To secure payment of all sums due or otherwise, Seller retains a security interest in all Products delivered to Buyer and this agreement is deemed to be a Security Agreement under the Uniform Commercial Code. Buyer authorizes Seller as its attorney to execute and file on Buyer's behalf all documents Seller deems necessary to perfect its security interest.
11. **Improper Use and Indemnity.** Buyer shall indemnify, defend, and hold Seller harmless from any losses, claims, liabilities, damages, lawsuits, judgments and costs (including attorney fees and defense costs), whether for personal injury, property damage, patent, trademark or copyright infringement or any other claim, brought by or incurred by Buyer, Buyer's employees, or any other person, arising out of: (a) improper selection, application, design, specification or other misuse of Products purchased by Buyer from Seller; (b) any act or omission, negligent or otherwise, of Buyer; (c) Seller's use of patterns, plans, drawings, or specifications furnished by Buyer to manufacture Products; or (d) Buyer's failure to comply with these terms and conditions. Seller shall not indemnify Buyer under any circumstance except as otherwise provided.
12. **Cancellations and Changes.** Buyer may not cancel or modify or cancel any order for any reason, except with Seller's written consent and upon terms that will indemnify, defend and hold Seller harmless against all direct, incidental and consequential loss or damage. Seller may change Product features, specifications, designs and availability.
13. **Limitation on Assignment.** Buyer may not assign its rights or obligations under this agreement without the prior written consent of Seller.
14. **Force Majeure.** Seller does not assume the risk and is not liable for delay or failure to perform any of Seller's obligations by reason of events or circumstances beyond its reasonable control (hereinafter "Events of Force Majeure"). Events of Force Majeure shall include without limitation: accidents, strikes or labor disputes, acts of any government or government agency, acts of nature, delays or failures in delivery from carriers or suppliers, shortages of materials, or any other cause beyond Seller's reasonable control.
15. **Waiver and Severability.** Failure to enforce any provision of this agreement will not invalidate that provision; nor will any such failure prejudice Seller's right to enforce that provision in the future. Invalid ation of any provision of this agreement by legislation or other rule of law shall not invalidate any other provision herein. The remaining provisions of this agreement will remain in full force and effect.
16. **Termination.** Seller may terminate this agreement for any reason and at any time by giving Buyer thirty (30) days prior written notice. Seller may immediately terminate this agreement, in writing, if Buyer: (a) breaches any provision of this agreement (b) appoints a trustee, receiver or custodian for all or any part of Buyer's property (c) files a petition for relief in bankruptcy on its own behalf, or one if filed by a third party (d) makes an assignment for the benefit of creditors; or (e) dissolves its business or liquidates all or a majority of its assets.
17. **Governing Law.** This agreement and the sale and delivery of all Products are deemed to have taken place in, and shall be governed and construed in accordance with, the laws of the State of Ohio, as applicable to contracts executed and wholly performed therein and without regard to conflicts of laws principles. Buyer irrevocably agrees and consents to the exclusive jurisdiction and venue of the courts of Cuyahoga County, Ohio with respect to any dispute, controversy or claim arising out of or relating to this agreement.
18. **Indemnity for Infringement of Intellectual Property Rights.** Seller is not liable for infringement of any patents, trademarks, copyrights, trade dress, trade secrets or similar rights except as provided in this Section. Seller will defend and indemnify Buyer against allegations of infringement of U.S. patents, U.S. trademarks, copyrights, trade dress and trade secrets ("Intellectual Property Rights"). Seller will defend at its expense and will pay the cost of any settlement or damages awarded in an action brought against Buyer based on an allegation that a Product sold pursuant to this agreement infringes the Intellectual Property Rights of a third party. Seller's obligation to defend and indemnify Buyer is contingent on Buyer notifying Seller within ten (10) days after Buyer becomes aware of such allegations of infringement, and Seller having sole control over the defense of any allegations or actions including all negotiations for settlement or compromise. If a Product is subject to a claim that it infringes the Intellectual Property Rights of a third party, Seller may, at its sole expense and option, procure for Buyer the right to continue using the Product, replace or modify the Product so as to make it noninfringing, or offer to accept return of the Product and refund the purchase price less a reasonable allowance for depreciation. Notwithstanding the foregoing, Seller is not liable for claims of infringement based on information provided by Buyer, or directed to Products delivered hereunder for which the designs are specified in whole or part by Buyer, or infringements resulting from the modification, combination or use in a system of any Product sold hereunder. The foregoing provisions of this Section constitute Seller's sole and exclusive liability and Buyer's sole and exclusive remedy for infringement of Intellectual Property Rights.
19. **Entire Agreement.** This agreement contains the entire agreement between the Buyer and Seller and constitutes the final, complete and exclusive expression of the terms of sale. All prior or contemporaneous written or oral agreements or negotiations with respect to the subject matter are herein merged. The terms contained herein may not be modified unless in writing and signed by an authorized representative of Seller.
20. **Compliance with Laws.** Buyer agrees to comply with all applicable laws, regulations, and industry and professional standards of care, including those of the United Kingdom, the United States of America, and the country or countries in which Buyer may operate, including without limitation the U. K. Bribery Act, the U.S. Foreign Corrupt Practices Act ("FCPA"), the U.S. Anti-Kickback Act ("Anti-Kickback Act") and the U.S. Food Drug and Cosmetic Act ("FDCA"), each as currently amended, and the rules and regulations promulgated by the U.S. Food and Drug Administration ("FDA"), and agrees to indemnify and hold harmless Seller from the consequences of any violation of such provisions by Buyer, its employees or agents. Buyer acknowledges that it is familiar with the provisions of the U. K. Bribery Act, the FCPA, the FDA, and the Anti-Kickback Act, and certifies that Buyer will adhere to the requirements thereof. In particular, Buyer represents and agrees that Buyer will not make any payment or give anything of value, directly or indirectly to any governmental official, any foreign political party or official thereof, any candidate for foreign political office, or any commercial entity or person, for the purpose of influencing such person to purchase Products or otherwise benefit the business of Seller.

05/14





Parker's Motion & Control Technologies

At Parker, we're guided by a relentless drive to help our customers become more productive and achieve higher levels of profitability by engineering the best systems for their requirements. It means looking at customer applications from many angles to find new ways to create value. Whatever the motion and control technology need, Parker has the experience, breadth of product and global reach to consistently deliver. No company knows more about motion and control technology than Parker. For further info call 1 800 C-Parker (1 800 272 7537).



Aerospace

Key Markets

Aftermarket services
Commercial transports
Engines
General & business aviation
Helicopters
Launch vehicles
Military aircraft
Missiles
Power generation
Regional transports
Unmanned aerial vehicles

Key Products

Control systems & actuation products
Engine systems & components
Fluid conveyance systems & components
Fluid metering, delivery & atomization devices
Fuel systems & components
Fuel tank inerting systems
Hydraulic systems & components
Thermal management
Wheels & brakes



Climate Control

Key Markets

Agriculture
Air conditioning
Construction Machinery
Food & beverage
Industrial machinery
Life sciences
Oil & gas
Precision cooling
Process
Refrigeration
Transportation

Key Products

Accumulators
Advanced actuators
CO₂ controls
Electronic controllers
Filter driers
Hand shut-off valves
Heat exchangers
Hose & fittings
Pressure regulating valves
Refrigerant distributors
Safety relief valves
Smart pumps
Solenoid valves
Thermostatic expansion valves



Electromechanical

Key Markets

Aerospace
Factory automation
Life science & medical
Machine tools
Packaging machinery
Paper machinery
Plastics machinery & converting
Primary metals
Semiconductor & electronics
Textile
Wire & cable

Key Products

AC/DC drives & systems
Electric actuators, gantry robots & slides
Electrohydraulic actuation systems
Electromechanical actuation systems
Human machine interface
Linear motors
Stepper motors, servo motors, drives & controls
Structural extrusions



Filtration

Key Markets

Aerospace
Food & beverage
Industrial plant & equipment
Life sciences
Marine
Mobile equipment
Oil & gas
Power generation & renewable energy
Process
Transportation
Water Purification

Key Products

Analytical gas generators
Compressed air filters & dryers
Engine air, coolant, fuel & oil filtration systems
Fluid condition monitoring systems
Hydraulic & lubrication filters
Hydrogen, nitrogen & zero air generators
Instrumentation filters
Membrane & fiber filters
Microfiltration
Sterile air filtration
Water desalination and purification filters & systems



Fluid & Gas Handling

Key Markets

Aerial lift
Agriculture
Bulk chemical handling
Construction machinery
Food & beverage
Fuel & gas delivery
Industrial machinery
Life sciences
Marine
Mining
Mobile
Oil & gas
Renewable energy
Transportation

Key Products

Check valves
Connectors for low pressure fluid conveyance
Deep sea umbilicals
Diagnostic equipment
Hose couplings
Industrial hose
Mooring systems & power cables
PTFE hose & tubing
Quick couplings
Rubber & thermoplastic hose
Tube fittings & adapters
Tubing & plastic fittings



Hydraulics

Key Markets

Aerial lift
Agriculture
Alternative energy
Construction machinery
Forestry
Industrial machinery
Machine tools
Marine
Material handling
Mining
Oil & gas
Power generation
Refuse vehicles
Renewable energy
Truck hydraulics
Turf equipment

Key Products

Accumulators
Cartridge valves
Electrohydraulic actuators
Human machine interfaces
Hybrid drives
Hydraulic cylinders
Hydraulic motors & pumps
Hydraulic systems
Hydraulic valves & controls
Hydrostatic steering
Integrated hydraulic circuits
Power take-offs
Power units
Rotary actuators
Sensors



Pneumatics

Key Markets

Aerospace
Conveyor & material handling
Factory automation
Life science & medical
Machine tools
Packaging machinery
Transportation & automotive

Key Products

Air preparation
Brass fittings & valves
Manifolds
Pneumatic accessories
Pneumatic actuators & grippers
Pneumatic valves & controls
Quick disconnects
Rotary actuators
Rubber & thermoplastic hose & couplings
Structural extrusions
Thermoplastic tubing & fittings
Vacuum generators, cups & sensors



Process Control

Key Markets

Alternative fuels
Biopharmaceuticals
Chemical & refining
Food & beverage
Marine & shipbuilding
Medical & dental
Microelectronics
Nuclear Power
Offshore oil exploration
Oil & gas
Pharmaceuticals
Power generation
Pulp & paper
Steel
Water/wastewater

Key Products

Analytical Instruments
Analytical sample conditioning products & systems
Chemical injection fittings & valves
Fluoropolymer chemical delivery fittings, valves & pumps
High purity gas delivery fittings, valves, regulators & digital flow controllers
Industrial mass flow meters/ controllers
Permanent no-weld tube fittings
Precision industrial regulators & flow controllers
Process control double block & bleeds
Process control fittings, valves, regulators & manifold valves



Sealing & Shielding

Key Markets

Aerospace
Chemical processing
Consumer
Fluid power
General industrial technology
Information technology
Life sciences
Microelectronics
Military
Oil & gas
Power generation
Renewable energy
Telecommunications
Transportation

Key Products

Dynamic seals
Elastomeric o-rings
Electro-medical instrument design & assembly
EMI shielding
Extruded & precision-cut, fabricated elastomeric seals
High temperature metal seals
Homogeneous & inserted elastomeric shapes
Medical device fabrication & assembly
Metal & plastic retained composite seals
Shielded optical windows
Silicone tubing & extrusions
Thermal management
Vibration dampening

ENGINEERING YOUR SUCCESS.

Parker Fluid Connectors Group

North American Divisions & Distribution Service Centers

Your complete source for quality tube fittings, hose & hose fittings, brass & composite fittings, quick-disconnect couplings, valves and assembly tools, locally available from a worldwide network of authorized distributors.

Fittings:

Available in inch and metric sizes covering SAE, BSP, DIN, GAZ, JIS and ISO thread configurations, manufactured from steel, stainless steel, brass, aluminum, nylon and thermoplastic.

Hose, Tubing and Bundles:

Available in a wide variety of sizes and materials including rubber, wire-reinforced, thermoplastic, hybrid and custom compounds.

Worldwide Availability:

Parker operates Fluid Connectors manufacturing locations and sales offices throughout North America, South America, Europe and Asia-Pacific.

For information, call toll free...

1-800-C-PARKER
(1-800-272-7537)

North American Divisions

Fluid System Connectors Division

Otsego, MI
phone 269 694 9411
fax 269 694 4614

Hose Products Division

Wickliffe, OH
phone 440 943 5700
fax 440 943 3129

Industrial Hose Division

Wickliffe, OH
phone 440 833 2120
fax 440 833 2230

Parflex Division

Ravenna, OH
phone 330 296 2871
fax 330 296 8433

Quick Coupling Division

Minneapolis, MN
phone 763 544 7781
fax 763 544 3418

Tube Fittings Division

Columbus, OH
phone 614 279 7070
fax 614 279 7685

Distribution Service Centers

Buena Park, CA

phone 714 522 8840
fax 714 994 1183

Conyers, GA

phone 770 929 0330
fax 770 929 0230

Houston, TX

phone 713 631 0707
fax 713 631 1188

Louisville, KY

phone 502 937 1322
fax 502 937 4180

Portland, OR

phone 503 283 1020
fax 503 283 2201

Toledo, OH

phone 419 878 7000
fax 419 878 7001
fax 419 878 7420
(FCG Kit Operations)

Canada

Grimsby, ONT

phone 905 945 2274
fax 905 945 3945
(Contact Grimsby for other Service Center locations.)

Parker Hannifin Corporation

Industrial Hose Division

30242 Lakeland Boulevard

Wickliffe, OH 44092

Toll Free 866 810 HOSE (4673)

800 242 HOSE (4673)

email indhose@parker.com

www.safehose.com

www.hosefinder.com

