

Lessons for the Leader

God is with you as you lead worship. Do you allow Him to lead you? Do you get caught up in getting the order right or in the details? Allow God to lead.

- Read 1 Samuel 1:1-20. Elkanah (el KAY nuh) would go to Shiloh each year to offer a sacrifice to God. He took his family—his wives, Hannah and Peninnah (pih NIN uh), and Peninnah's children—to worship. Elkanah provides a wonderful example of taking his family to worship. Are you diligent in taking your family to worship God?
- Notice that when Elkanah gave portions of the meat to his family, he gave double portions to Hannah because of his love for her. Peninnah taunted Hannah about being childless. Elkanah noticed Hannah's tears and her refusal to eat, but his attempt to comfort her was not enough. Hurting and crying, Hannah turned to the Lord. Where do you turn when troubled?
- Visualize Hannah crying and praying aloud. Eli thought Hannah was drunk when he saw her. Hannah assured Eli she was not drunk, but was very sad and praying to God. Eli encouraged Hannah to trust God for the answer to her prayer and go home. Hannah went on her way, ate, and worshiped God. Hannah recognized God's part in the birth of her son. Samuel's name would forever remind Hannah of the vow she made to the Lord.
- Read 1 Samuel 1:21-28; 2:18-21,26. These passages tell of Hannah giving Samuel to God (leaving him with Eli) and Hannah visiting Samuel yearly. Hannah brought Samuel a robe each year. The robe was a sign of Samuel's physical growth. What does verse 26 tell us about Samuel's growth in other areas of his life? Help understand God planned for them to grow too.

What do these symbols mean?

Application Activities Format:

- 1→** Follow the numbers with arrows for a 30-minute, large group plus 20-minute Application Activities format.

Large Group Format:

- 1** Follow all the numbers for a 45- to 60-minute large group only format.



Samuel Grew

Bible Passage: 1 Samuel 1:1-28; 2:18-21,26

Key Bible Verse: Genesis 21:22

Life Application: I can learn God planned for me to grow.

Session at a Glance

Introduction to Worship (8 minutes)

Greet Children
Measure Friends

Worship (30 minutes/45 minutes)

Welcome Children
Sing "Live to Worship You"
Sing "Here with Me"
Enjoy a Puppet Skit
Practice Bible Skills
Tell the Bible Story
Learn the Bible Verse
Review the Bible Story
Use Worship Guides
Sing "The Right Thing"
Present Offering and Pray
Make Application
Transition

Application Activities (20 minutes)

Wrap-Up (10 minutes)

Introduction to Worship

1 → Greet Children

Pull It Together
Offering container

- Show children where to place their offerings.

2 → Measure Friends

Pull It Together
Tape measures, yardsticks, rulers, yarn, scissors

Teacher Tip
Tape kids' yarn pieces to index cards or put inside ziplock bags for them to take home.

- Invite the boys and girls to use the measuring tools to measure each other.
- Help the children measure around their heads using yarn. Cut the yarn for each child.
- Encourage the children to compare their yarn with their friends' yarn.
- Allow the children to use rulers to measure their feet and compare with their friends' feet.
- Say: "We are growing, just as God planned."

Worship

3 → Welcome Children and Pray (2 minutes)

- Comment: "Welcome. I'm happy to see you. We'll learn about a boy named Samuel who grew as God planned. Let's stand and pray."
- Pray.

4 Sing "Live to Worship You" (DVD, 2 minutes)

5 → Sing "Here with Me" (DVD, 2 minutes)

6 Enjoy a Puppet Skit (5 minutes)

Pull It Together
2 people puppets
• Print "Samuel Puppet Skit" (CD).

- Direct the children to listen to the puppet skit.
- Perform the puppet skit.
- Ask: "What did Leo learn about growing? What did Mason tell him about God's plan for growing?"
- Allow for answers.

- Continue: "God has plans for us to grow. He is with us in everything we do."

7 Practice Bible Skills (3 minutes)

Pull It Together
Print "1 Samuel" (CD).

- Say: "The Book of 1 Samuel [*display*] is in the Old Testament. Say that book name with me. [*Say name.*] Let's open our Bibles to 1 Samuel."
- Encourage adults to help the kids.
- Remark: "Our Bible story is from chapters 1–2. God planned for Samuel to grow. God plans for us to grow too."

8 → Tell the Bible Story (7 minutes)

Pull It Together
Tent, flashlight
• Print "Teaching Picture Samuel Grew" (CD).
• Display the teaching picture inside the tent.

Teacher Tips
• Use flat sheets and tape to form a tent.
• Dim or turn off some of the lights in your classroom.

- Guide the children to sit in front of the tent.
- Announce: "We'll hear about a boy who was taken to the tabernacle to live. Does anyone know what a tabernacle is? [*Pause for responses.*] In Bible times, the tabernacle was a tent where people worshiped God. We'll learn about a woman named Hannah and her visits to the tabernacle. I will choose a friend to hold the flashlight and shine the light inside the tent onto our Bible story picture. Each time I say the name *Hannah*, the person holding the flashlight will pass it to someone else. Shine the light on the picture when you have the flashlight."
- Select a child to hold the flashlight.
- Open the Bible to 1 Samuel and tell the story.

Samuel Grew

Based on 1 Samuel 1:1-28; 2:18-21,26

Elkanah (el KAY nah) took his family each year to worship at the tabernacle in Shiloh (SHIGH loh). Elkanah had two wives—**Hannah** and Peninnah (pih NIN uh). Peninnah had children, but **Hannah** did not have any children. Peninnah was mean to **Hannah** about having no children. **Hannah** wanted a child. Elkanah loved **Hannah** very much.

He tried to help her feel better.

Hannah cried and prayed at the tabernacle.

Hannah prayed to God, asking for a child.

Hannah promised to give the child to God.

Eli, the priest, saw **Hannah** crying and moving her lips. He did not know she was praying. **Hannah** told him why she was praying. Eli told her go home and said, "May God give you the answer to your prayer." All of the family returned home.

Later, **Hannah** discovered she was going to have a baby. When the baby was born, **Hannah** named him Samuel. **Hannah** did not return to worship with the family until Samuel was older.

Hannah kept her promise and gave Samuel to God. **Hannah** took Samuel to the tabernacle and left him in Eli's care.

Samuel grew. Each year **Hannah** made him a new coat. When **Hannah** and Elkanah went to the tabernacle to worship, **Hannah** took the new coat to Samuel. Eli blessed Elkanah and **Hannah**, wishing them to have more children. **Hannah** did have more children. Samuel grew in size each year. God was pleased with Samuel.

9→Learn the Bible Verse (4 minutes)

Pull It Together

Paper, marker

- Print Genesis 21:22 from your preferred translation.

Teacher Tip

Print "Genesis 21:22 Paraphrase" (CD).

- Display and read aloud the verse.
- Form three groups.
- Explain: "One group [point] will say the first part of the Bible verse. The second group [point] will say the second part. The third group [point] will say the reference."
- Lead the groups in saying the verse several times.
- Remark: "God was with Samuel in everything he did as he grew. God is with us in everything we do."

10→Review the Bible Story (4 minutes)

Pull It Together

Flashlight, teaching picture (step 8)

- Shine the light quickly on the picture.
- Ask: "What did you see?"
- Invite the children to talk about the picture.
- Ask the "Review Questions" (see under Wrap-Up).
- State: "God had plans for Samuel to grow, just as He has plans for us to grow."

11→Use Worship Guides (7 minutes)

Pull It Together

Worship Guides, pencils

- Distribute the supplies.
- Comment: "In 1 Samuel, we learn that God had a plan for Samuel to grow. God has a plan for us to grow too."
- Lead the children to complete the activities.

12→Sing "The Right Thing" (DVD, 2 minutes)

13→Present Offering and Pray (2 minutes)

14 Make Application (5 minutes)

Pull It Together

Scissors

- Print and cut apart "Growing Pictures" (CD).
- Use only the boy/man pictures.

- State: "Let's name the "Stages" of life.

Stages

- [Pretend to rock a baby in your arms.] When someone is first born, he is called a _____. (baby)
- He grows a year or two and is called what? (toddler, preschooler).
- [Display boy picture.] When he grows to be 8–10 years old, we call him a what? (child, kid)
- [Display teenager picture.] He grows to be 13–19 years old, and he is called a _____. (teenager)
- [Display young adult picture.] When he is older, he is called a _____. (grown-up, adult, man)
- [Display middle-aged adult picture.] When he is even older, he is called what? (adult, man, middle-aged)
- [Display senior adult picture.] When he is much older, he is called what? (senior adult, senior)

- Conclude: "God planned for people to grow."

15→Go to Application Activities or Wrap-Up

Wrap-Up

(Large Group Only Format)

16 Sing "Whoa!" (DVD, 2 minutes)

17 Review (4 minutes)

Pull It Together

"Growing Pictures" (step 14)

- Invite two children to put the pictures in the order of youngest to oldest.
- State: "These pictures show a boy and girl at different ages. The pictures show how they looked as they grew. God planned for us to grow. Name the woman in our Bible story who wanted a baby. (*Hannah*) What did Hannah do at the tabernacle? (*prayed*) Did God answer Hannah's prayer? (*yes*) What did Hannah do with the baby when he grew older? (*left him at the tabernacle with Eli*) What did Hannah do each year for Samuel?" (*made a coat*)
- Collect the pictures.
- Ask: "Do parents leave their children at churches today? No. Parents bring children to church, but they go home with their parents. I am glad God planned for us to grow."
- Lead the kids in saying the Bible verse.

18 Play a Game (4 minutes)

- Instruct: "I'll call out items. If the item grows, stand up and sit back down. If the item does not grow, hang your head down."
- Call out items, such as rocks, fish, flowers, dirt, people, children, doorknobs, and so on.
- Conclude: "God planned for us to grow."

19 Dismiss Children to Parents

Review Questions

- What did Hannah want? (*a baby*)
- What did the priest tell Hannah? (*May God answer her prayer.*)
- What was the name of Hannah and Elkanah's baby boy? (*Samuel*)
- Where did Hannah take Samuel? (*tabernacle*)
- What did Hannah make for Samuel each year? (*coat*)
- What does God plan for us? (*to grow*)

Wrap-Up

(Application Activities Format)

16→Sing "Whoa!" (DVD, 2 minutes)

17→Highlight Application Activities (2 minutes)

- Call on several children to tell what they did in their Application Activities.
 - Arts and Crafts—Make Coats
 - Dramatic Play—Set Up a Day Care
 - Games—Race to Sort Pictures
 - Exploration and Discovery—Use Measuring Tools
- Apply: "Our activities helped us understand God planned for us to grow. We can know God is with us in everything we do."

18→Review (4 minutes)

Pull It Together

Print "Genesis 21:22 Paraphrase" (CD).

- Invite three children to retell the Bible story (beginning, middle, and end).
- Ask: "Do parents leave their children at churches today? No. Parents bring children to church, but they go home with their parents."
- Display and read aloud the verse paraphrase.
- Lead the preschoolers to say the Bible verse paraphrase as they do knee bends.
- Say: "God is with us in everything we do. He had a plan for Samuel to grow and He has a plan for us to grow too."

19→Play a Game (2 minutes)

- Instruct: "I'll call out items. If the item grows, stand up and sit back down. If the item does not grow, hang your head down."
- Call out items, such as rocks, fish, flowers, dirt, people, children, doorknobs, and so on.
- Conclude: "God planned for us to grow."

20→Dismiss Children to Parents

Application Activities

Select from the following choices. Each choice is designed for 20 minutes of small group time.

Pull It Together

Masking tape, scissors, stickers, sticky foam shapes, large paper grocery bags (1 per child)

- For each bag:
 - Draw a line down the center front panel. Continue line from center cut line to the middle of bottom.
 - Draw a circle for a head hole.
 - Draw a circle for an armhole on each side.

Teacher Tips

- Provide various colors of masking tape.
- Use large kitchen garbage bags.
- Use extra pieces of bags to form sleeves.

Pull It Together

Baby items (dolls, baby beds, strollers, diaper bags, clothing, rockers, baby toys, play food and dishes, baby bottles, etc.), paper, marker, tape

- Print age groups on separate papers (*Babies, Crawlers, 2s, 3s, Toddlers, etc.*). Pile all of the supplies in the center of the room, including the printed papers.

Worship Through Arts and Crafts

Make Coats

- Say: "God planned for Samuel to grow. Hannah took Samuel to the tabernacle and left him in Eli's care. Each year Hannah made Samuel a new coat and took it to him. Let's make coats today. Decorate your coats [*display bag*] with the masking tape, stickers, and foam shapes. We'll cut along the lines after decorating."
- Distribute the prepared bags.
- Assist with laying the bags flat so children can decorate.
- Talk about the Bible story as you assist and interact with the children.
- Distribute the scissors.
- Instruct: "Cut along the straight line down the front [*display*], along the bottom [*display*], and around the circle [*display*]. Punch your scissors through the centers of the circles on the side and cut out the circles [*display and demonstrate*]."
- Assist the kids as needed.
- Lead the children to clean the area.
- Invite the children to model their new coats.
- Say the Bible verse (Genesis 21:22).
- Conclude: "As we grow like God planned, God is with us."
- Pray.

Worship Through Dramatic Play

Set Up a Day Care

- Say: "God planned for Samuel to grow. God planned for us to grow. Let's set up a day care. We can set up several areas of the room for the different ages of children."
- Display and read aloud the titles.
- Help the children choose which age group areas they would like to set up.
- State: "Use these supplies to set up your day-care areas. We can take turns using some of the items."
- Talk about the Bible story as you assist and interact with the children.
- Suggest: "Some of us can be the parents bringing our babies to day care. The others can be the workers at the day care."
- Allow time for kids to play.
- Lead the children to clean the area.
- State: "God planned for us to grow. Hannah prayed to God for a child. God gave her a son, Samuel. Hannah took Samuel to the tabernacle and left him in Eli's care. Hannah visited Samuel each year and took him a new coat."
- Say the Bible verse (Genesis 21:22).
- Conclude: "I'm glad God is always with us as we grow as He planned."
- Pray.

Pull It Together

Scissors

- Print and cut apart "Growing Pictures" (CD) (1 set per group).
- Put female pictures together in a separate pile from the male pictures.

Teacher Tip

Invite parents to bring baby pictures of the children. Allow children to play a "Guess Who" game with the pictures.

Worship Through Games

Race to Sort Pictures

- Say: "God planned for Samuel to grow. God planned for us to grow. Let's run races putting pictures in the correct age order."
- Form groups.
- Give a set of pictures to each group.
- Say: "Groups will race to put the pictures in order from youngest to oldest."
- Run the race. Correct any errors.
- Direct the groups to switch sets of pictures and repeat the game.
- Lead the children to talk about how they knew where to place the pictures.
- Say the Bible verse (Genesis 21:22).
- Comment: "God planned for us to grow. Hannah prayed to God for a child. God gave her a son, Samuel. Hannah took Samuel to the tabernacle and left him in Eli's care. Hannah visited Samuel each year and took him a new coat."
- Pile all of the pictures together at one end.
- Choose a few children (3–4) to run to the pile and find a certain age picture and return it to you. Repeat for all children to participate.
- Tape one set of pictures to children's backs.
- Instruct: "The kids with pictures on their backs will move around the room. Everyone else will help put the pictures in the correct order. We will find the person with the youngest picture first. That person will come stand here [point]. We will continue to place the pictures in the correct order."
- Pray.

Pull It Together

Measuring tape, bathroom scales, paper, markers, rulers, markers

- Print and cut apart "Figures Chart" (CD) (1 per child, making sure you have the correct number of each gender for your group).
- Tape a measuring tape to the wall to measure height.

Teacher Tip

Invite kids to color the "Figures."


Worship Through Exploration and Discovery

Use Measuring Tools

- Say: "God planned for Samuel to grow. God planned for us to grow. We'll guess what we will be like when we grow up. We'll take our measurements today and then guess what we will be when we are 20 years old."
- Assist the kids with measuring and recording their height, weight, and foot length.
- Allow the kids to write the numbers or circle answers on their charts, assisting as needed.
- Help the children guess their height, weight, and foot length at 20 years old:
 - "Look at the measuring tape on the wall. [Point to the 6-foot mark.] Do you think you will be under or over 6 feet tall when you are 20? Circle under or over on your charts."
 - "Do you think you will be over or under 100 pounds in weight? 200 pounds? Circle yes or no under each number."
 - "What size shoe do you think you will wear? Adult shoe sizes come in numbers such as 6, 7, 8, 9, 10, 11, 12, 13, and 14. Circle the number of the shoe size you think you will wear when you are 20."
- Say the Bible verse (Genesis 21:22).
- Conclude: "Hannah prayed to God for a child. God gave her a son, Samuel. Hannah took Samuel to the tabernacle and left him in Eli's care. Hannah visited Samuel each year and took him a new coat. God planned for you and me to grow."



Match the item to the person most likely to use it.



God planned for you to grow. Fill in the blanks with your measurements.

My Bible is _____ inches long.

My thumb is _____ inches long.

My hand is _____ inches long.

It is _____ inches from the bottom of my chin to the top of my head.

Circle the pictures of the things you can do now.



[Leo is sitting with his head down. Mason walks in and notices that Leo is sad.]

Mason: Hey, Leo. What's the matter?

Leo: [sadly, with head still down] I'm not big.

Mason: You're not big? Of course you are. What are you talking about?

Leo: [raises head] I am not big enough.

Mason: Big enough for what?

Leo: I am not big enough to go with my brother and his friends to the park.

Mason: Oh, yeah. My mom won't let me go to the park with the bigger kids either. She says she needs to go with me. I'm not old enough yet.

Leo: It's just not fair! I want to grow up fast so that I'm not little anymore.

Mason: [laughs a little] Huh. That's exactly what my little brother says.

Leo: It's not funny, Mason! Why are you laughing at me?

Mason: I'm sorry, Leo. I was just thinking that my little brother probably thinks the same thing you do. Little brothers don't get to do the things you and I get to do. They're too little.

Leo: [realizing Mason's right] Hmm.

Mason: I learned at church that God has a plan for us to grow. We will get big enough to go to the park soon enough. That's what my teacher says.

Leo: I guess you're right. You want to ride bikes with me?

Mason: Yes, I do!

Leo: We are big enough to do that!

Mason: We sure are!

[Leo is sitting with his head down. Mason walks in and notices that Leo is sad.]

Mason: Hey, Leo. What's the matter?

Leo: [sadly, with head still down] I'm not big.

Mason: You're not big? Of course you are. What are you talking about?

Leo: [raises head] I am not big enough.

Mason: Big enough for what?

Leo: I am not big enough to go with my brother and his friends to the park.

Mason: Oh, yeah. My mom won't let me go to the park with the bigger kids either. She says she needs to go with me. I'm not old enough yet.

Leo: It's just not fair! I want to grow up fast so that I'm not little anymore.

Mason: [laughs a little] Huh. That's exactly what my little brother says.

Leo: It's not funny, Mason! Why are you laughing at me?

Mason: I'm sorry, Leo. I was just thinking that my little brother probably thinks the same thing you do. Little brothers don't get to do the things you and I get to do. They're too little.

Leo: [realizing Mason's right] Hmm.

Mason: I learned at church that God has a plan for us to grow. We will get big enough to go to the park soon enough. That's what my teacher says.

Leo: I guess you're right. You want to ride bikes with me?

Mason: Yes, I do!

Leo: We are big enough to do that!

Mason: We sure are!



1 Samuel




**God is
with you in
everything
you do.**

Genesis 21:22














Height

Age _____

Age 20 Under 6 feet Over 6 feet

Weight

Age _____

Age 20 Over 100 pounds Over 200 pounds
 Yes No Yes No

Foot Length

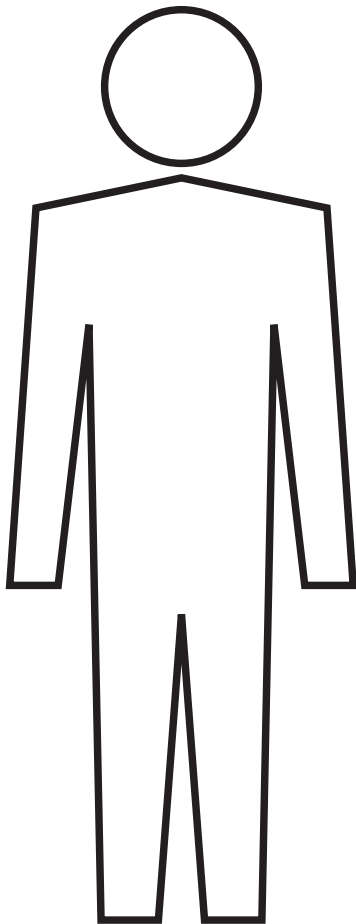
Age _____

Age 20 _____

Shoe Size

Age _____

Age 20 6 7 8 9 10 11 12 13 14



Height

Age _____

Age 20 Under 6 feet Over 6 feet

Weight

Age _____

Age 20 Over 100 pounds Over 200 pounds
 Yes No Yes No

Foot Length

Age _____

Age 20 _____

Shoe Size

Age _____

Age 20 6 7 8 9 10 11 12 13 14