

**Panasonic**



**EXPERIENCE FRESH**



PANASONIC KITCHEN APPLIANCES SPRING 2019



**EXPERIENCE  
FRESH**



# ENJOY HEALTHY FRESHNESS EVERY DAY

With the clever Experience Fresh kitchen appliances from Panasonic, you can enjoy healthy and delicious delights every day – more easily and relaxed than ever before. Their innovative technologies allow you to gently cook all your favourite foods.

CONTENTS – KITCHEN APPLIANCES



04 Experience Fresh



06 Microwave Ovens



24 Hand Blenders



26 Slow Juicers



32 Breadmakers



44 Technical Data

INTRODUCTION

MICROWAVE OVENS

HAND BLENDERS

SLOW JUICERS

BREADMAKERS

TECHNICAL DATA





**EXPERIENCE  
FRESH**

## HEALTHY LIVING AND DELICIOUS COOKING, INSPIRED BY JAPAN

EXPERIENCE FRESH is a call to enjoy a healthy food culture. One which promotes well-being both for the individual and for society at large.

At a time when people are looking to enjoy healthier and more fulfilled lives, Japan's long culinary tradition provides the necessary wisdom – from gratitude at the table to food education.

EXPERIENCE FRESH conveys a lifestyle, supported by Panasonic products with precision technology for healthy cooking. Where the joy of quality and creativity meets social bonds and moments together.







Join us in celebrating healthy living as a social food experience, inspired and enabled by the Japanese culture of healthy food, precision technology and harmonious design.

EXPERIENCE FRESH draws on Japan's 'Washoku' philosophy: fresh regional ingredients for balanced meals, beautifully presented and prepared to share with others. To create this special atmosphere in your home, unique Japanese technology by Panasonic ensures ingredients are handled with respect and nutrients are preserved through a wide range of features: gentle steam technology or precise temperature control, to name just two.

From slow juicers to combination ovens to breadmakers, Panasonic products deliver designed experiences with a focus on health and sharing. EXPERIENCE FRESH lets us return to traditional food values, encouraging us to connect with fresh, tasty food as a source of well-being for body and mind.

The kitchen has always been the hub of any home. It is where family and friends come together to create meaningful moments. By empowering you to skilfully make and warmly share delicious home cooking, EXPERIENCE FRESH plays an active role in strengthening social bonds. The beautiful, seamless design and ease-of-use of Panasonic products enhance every space and experience to provide quality time together.

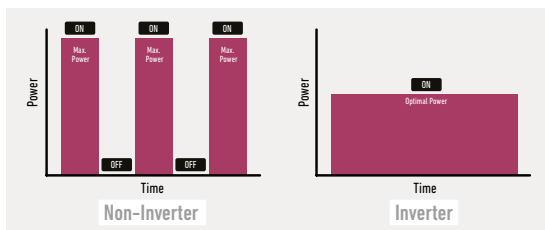
## MICROWAVE OVENS



# INVERTER TECHNOLOGY: THE NEW WAY OF COOKING



Try a new way of cooking. Panasonic Microwave Inverter Technology cooks food gently and evenly. Thanks to precise power control, delicate foods are not overcooked, so nutrients are preserved. It's a smart, healthy technology for great cooking results – based on 30 years of experience.



## OPTIMAL COOKING RESULTS

Cooking a steak to juicy pink perfection on the inside, with a crispy texture on the outside, is always a challenge. But, thanks to Panasonic Microwave Inverter Technology and the grill function, it's easy. Unlike conventional microwaves that repeatedly turn on and off the maximum power, it maintains the optimal power level for even the most challenging dishes. Even quick defrosting of a steak is no problem. Your food is cooked not only more gently, but also faster.<sup>1</sup>

# FRESH, HEALTHY, SMART

**INVERTER**



## EVEN HEATING AND DEFROSTING

Melting chocolate in a conventional microwave without burning is difficult. Baby food can be even more challenging, because you need to ensure it doesn't have overly hot or cold spots. With our Panasonic Microwave Inverter Technology, you can heat and defrost the most sensitive foods evenly in record time.



## SAVING TIME AND ENERGY

Cook up to 40%<sup>2</sup> faster with combination cooking by using several functions at the same time. In contrast to microwaves without Inverter Technology, which only operate the functions one after the other, making the cooking time longer. Combine the microwave function with the convection or grill function – or all of them at the same time. You will also save up to 19%<sup>2</sup> in energy during operation, and even up to 50%<sup>3</sup> in standby mode.





# FRESH FOOD FAST



## THE GENIUS SENSOR

Just select the food type and press start: the humidity sensor in the oven detects bursts of steam and adapts the cooking time accordingly. Now you no longer need to set the power, time or weight of food.



## COMBINATION COOKING

With combination cooking, the microwave power cooks a variety of foods quickly, while the oven, grill or both give the food its traditional browning and crispness. All this happens simultaneously, resulting in most meals being cooked in half or even two thirds the time of conventional cooking methods.



## PANA CRUNCH

The unique Panasonic Pana Crunch microwave pan provides crunchy and crispy results every time. It is ideal for a variety of foods such as pizza and quiche.




## FLATBED DESIGN

The Panasonic Microwave models with the Flatbed design feature a cavity that is up to 45% bigger than conventional turntable models. This means that it can accommodate most dish types and sizes, even large rectangular ones.



## TWO-LEVEL COOKING

The convection options lets you cook more food at one go, as you can use both levels in the oven at the same time. An integrated fan circulates the hot air throughout the oven, producing a quicker, more even result. Ideal for roasting or baking.



## SWIPE & TOUCH

The premium Panasonic Combination Microwave Ovens feature a new, advanced electrostatic touch panel with Swipe & Touch functionality – for smart and easy operation just like with your smartphone.

# STEAM IT, GRILL IT, BAKE IT, LOVE IT

Experience fresher food faster with a Panasonic Combination Microwave Oven. Equipped with steaming, grilling and baking functions, the combination ovens offer a wide range of healthy and nutritious ways to cook your favourite meals faster, with greater culinary inspiration.



## STEAM FUNCTION

Powerful steam from a highly efficient boiler is directly injected into the oven for a fast and healthy way of cooking.



## CONVECTION

A conventional oven function that incorporates a heating element with a fan makes for perfect roasting and baking.



## GRILL + CONVECTION

For cooking or reheating food, with the grill and convection functions working simultaneously, you will enjoy extra-crisp food.



## GRILL

The quartz grill system built into the oven provides fast, efficient cooking for a wide variety of foods such as sausage and toast.



## MICRO POWER

Micro power penetrates deeply into the food, heating up its water molecules to cook the food from the inside out.



## TURBO DEFROST

Unique to Panasonic, this function uses random pulses of power to reduce defrosting time dramatically. At the same time, it eliminates the problem of partially cooked food with frozen spots.



Take a look  
**TASTY RECIPES**  
 EXPERIENCE-FRESH.EU

# TASTE OUR DELICIOUS RECIPE: SWEET POTATO GNOCCHI WITH SPINACH AND CAULIFLOWER SAUCE

Make this recipe the first one you try out using your NN-CS894 Steam Combination Microwave Oven. Ready to serve four people, it is delicious for your entire family or group of foodie friends.

## INGREDIENTS FOR THE CAULIFLOWER SAUCE

150ml almond milk (natural and unsweetened)  
 1600g cauliflower florets  
 1 medium to small cauliflower  
 12g white spring onion  
 1/2 clove of garlic (smashed)  
 10ml extra virgin olive oil  
 1/4 teaspoon of salt  
 Pepper

## FOR SWEET POTATO GNOCCHI

500g sweet potatoes (cleaned)  
 100g semi-integral spelt flour  
 100g whole spelt flour  
 Salt  
 A pinch of nutmeg

## FOR SPINACH

250g baby spinach (washed and dried)  
 10g extra virgin olive oil  
 1 clove of garlic  
 A pinch of salt

## PREPARATION FOR THE SAUCE

**1** | Clean and cut the cauliflower to obtain 400g of cauliflower florets. Steam them in the Steam Microwave Oven until they are soft.



**2** | In the meantime, chop the spring onion. Pour the oil into a pan, add the onions and salt, and brown gently over medium to low heat for at least 15–20 minutes (longer cooking makes it more digestible). During the last 3–4 minutes, add the garlic.

**3** | Add the cauliflower, the onion, the garlic and all the other ingredients into the High-Power Blender and blend until you get a smooth and homogeneous sauce. Add a few tablespoons of almond milk and a few drops of oil if necessary until the desired consistency is achieved.

**4** | Taste and add more garlic, salt, pepper to taste. Put aside for the moment.

## FOR GNOCCHI

**5** | Wash, clean and peel the sweet potatoes.

**6** | Cut them into small to medium-sized pieces and steam them in the Steam Microwave Oven. When the sweet potatoes are cooked (toothpick or small knife should not encounter resistance when inserted into the cooked potato), smash them with a potato press and let them cool.



**7** | Add the flours, salt and nutmeg and mix all the ingredients, first working the dough with a fork and then by hand.

**8** | Form a ball and let it rest for a few minutes.

**9** | Flour the pastry board, cut the dough into strips (not too thin) and form rolls about 1.5cm wide using your hands.

**10** | Cut each roll into similar sized cubes/caps.

**11** | Lightly flour them, trying to touch them as little as possible.

**12** | Cook the gnocchi (a few at a time) in plenty of boiling salted water with a drop of oil for about 1 minute or until they rise to the surface.

**13** | Drain with a skimmer and proceed as follows.

**14** | In a large non-stick pan, brown the clove of garlic with the oil and salt. Add the baby spinach and simmer over a low to medium flame for a few minutes.

**15** | Add the cooked and drained gnocchi to the spinach. Remove the clove of garlic and pour about 150ml of sauce for 2 people (about 75ml each) or as desired.

**16** | Stir for 1–3 minutes and serve immediately.





# STEAM COMBINATION MICROWAVE OVENS

Experience gourmet meals without any of the effort, thanks to the Panasonic Steam Combination Ovens. They boast Turbo Steam for healthy cooking with steam that preserves nutrients, as well as Pana Crunch for low-fat grilled meals evenly cooked to perfection. Fresh and healthy food has never been so quick and easy.

Steam  
PLUS

the  
Genius  
sensor



INTEGRATED  
WATER TANK

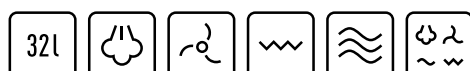
## NN-CS894

### Steam Combination Microwave Oven

Turbo Steam technology  
Inverter microwave oven with convection and grill  
2-level cooking  
Easy Touch & Slide control  
Trim Kit available

Inverter microwave: 1000W  
Quartz grill: 1300W  
Fan-assisted convection oven: 1450W (100–230°C)  
32L cavity (non-stick fluoroc coating) compact body  
Humidity sensor  
Bottom-hinged door  
Child lock  
Self-cleaning rear wall  
Without glass turntable  
Flatbed cooking chamber  
Colour: Stainless Steel

**INVERTER**





## NN-DS596



### Compact Steam Combination Oven

Turbo Steam technology  
Inverter microwave oven with top and bottom heater  
Easy touch control

Inverter microwave: 1000W  
Quartz grill: 1200W  
Oven with top and bottom heater: 100–220°C  
27L cavity compact body, easy-to-clean non-stick fluoroc coating  
Pana Crunch for low-fat grill cooking  
Wide variety of cooking functions  
Turbo Cooking for reduced cooking time  
Auto menus: 23  
Blue-light LCD display  
LED oven lamp  
Operation guide with word prompt display  
Large interior thanks to flat cavity  
Colour: Silver

**INVERTER**



NEW



the  
**Genius**  
sensor

## NN-CD87KS

### Premium Combination Oven

Inverter microwave oven with convection and grill  
34L family size  
Easy to use – one-push reheating  
Healthy family cooking with Junior Menu  
Equipped with The Genius Sensor for perfect cooking/  
reheating results

Inverter microwave: 1000W  
Quartz grill: 1300W  
Convection: 40°C, (100–220°C)  
Auto programmes: 30  
Turbo Defrost and Turbo Reheat  
Glass turntable of 360mm (diameter)  
Child lock  
Dial and button control  
White LCD display  
Colour: Stainless Steel

**INVERTER**





the  
Genius  
sensor

## NN-DF383B/ 385M



NN-DF383B

### Compact Combination Oven

Inverter microwave oven with grill and bake  
23l cavity compact body  
Easy-to-clean non-stick fluoroc coating  
Flatbed without glass turntable



NN-DF385M

Inverter microwave: 1000W  
Quartz grill: 1000W / 600W  
Oven with top and bottom heater: 100–220°C  
Square grill rack  
Sensor cooking  
Bottom-hinged door  
Child lock  
Display with scrolling text  
Colours: Black / Silver

**INVERTER**



## NN-CD575M/ 555W



NN-CD575M

### Slimline Combination Microwave Oven

Inverter microwave oven with convection and grill  
Slimline size of 520 x 395 x 310mm (W x D x H)  
Pana Crunch (only NN-CD575)



NN-CD555W

Inverter microwave: 1000W  
Quartz grill: 3 settings (1300W)  
Fan-assisted convection oven: 100–220°C (1300W)  
27l cavity compact body, easy to clean  
Child lock  
Flatbed without glass turntable  
Colours: Silver / White

**INVERTER**








# NN-CF771S Flatbed Combination Microwave Oven

Inverter microwave oven with convection and grill  
27l cavity compact body  
Easy-to-clean non-stick fluoroc coating  
Flatbed without glass turntable  
Self-cleaning rear wall

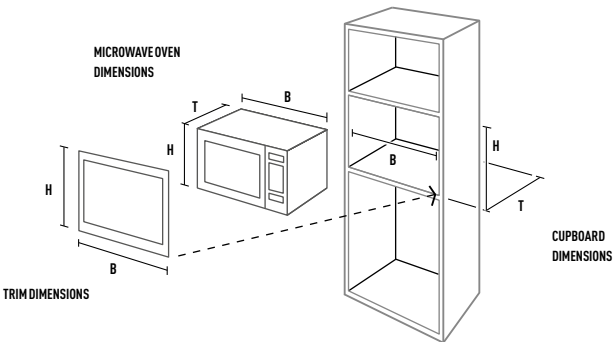
Inverter microwave: 1000W  
Quartz grill: 1300W  
Convection: 1350W (100–250°C)  
Child lock  
Pop-out dials  
Colours: Stainless Steel  
Optional Trim Kits: NN-TKF71S in Stainless Steel



## TRIM KITS FOR THE NN-CF771S, NN-CD87KS AND NN-CS894 MICROWAVE OVENS

Thanks to a dedicated Trim Kit, some Panasonic Combination Microwave Ovens can be perfectly integrated into your kitchen. Optional Trim Kits are available for the following models:

Microwave Oven	Trim Kit
NN-CS894	NN-TK816C
NN-CD87KS	NN-TK81KCSCP
NN-CF771S	NN-TKF71S



### BUILT-IN MICROWAVE OVEN

When you opt for the Trim Kit, the safety clearance provided in the owner’s manual is no longer valid, as the supply and return air is now led through airways in the cupboard. Thus, the cupboard’s opening must have the adequate dimensions.



### TRIM KIT

For some appliances, the owner’s manual states that the microwave’s right side should have a clearance of 40cm. This solely serves to guarantee that the appliance does not interfere with your radio or TV.

# GRILL MICROWAVE OVENS

the  
Genius  
sensor

NEW



NN-GT47KM

## Grill Microwave Oven

Inverter microwave oven with grill  
31l oven capacity – big size for families  
Healthy cooking with Junior Menu and Inverter Technology  
Equipped with The Genius Sensor for perfect cooking/  
reheating results  
Easy operation – touch panel and white LCD display

**INVERTER**



NEW



NN-GT46KB

NEW



NN-GT45KW

Inverter microwave: 1000W  
Quartz grill: 1100W  
Grill power levels: 3  
Glass turntable of 340mm (diameter)  
Auto programmes: 24  
Junior Menu  
Add Time  
Quick 30 Seconds  
Turbo Defrost  
Colours: Silver / Black / White

MICROWAVE OVENS

HAND BLENDERS

SLOW JUICERS

BREADMAKERS

TECHNICAL DATA

STEAM+ POT



**NN-GD38HS/  
36HM/  
35HB**



NN-GD38HS

## Grill Microwave Oven

Inverter microwave oven with grill  
23l cavity compact body  
Steam+ Pot: versatile cooking options  
Glass turntable of 285mm (diameter)

**INVERTER**



NN-GD36HM



NN-GD35HB

Inverter microwave: 1000W  
Quartz grill: 1000W  
Grill power levels: 3  
Automatic weight programmes: 17  
Quick 30 Seconds  
Add Time  
Colours: Stainless Steel / Silver / Black



## NN-GD37HS/ 34HW

**INVERTER**



### Grill Microwave Oven

Inverter microwave oven with grill  
23l cavity compact body  
Glass turntable of 285mm (diameter)



Inverter microwave: 1000W  
Quartz grill: 1000W  
Grill power levels: 3  
Automatic weight programmes: 13  
Quick 30 Seconds: - / Yes  
Add Time: - / Yes  
Aqua Clean: Yes / -  
Colour: Stainless Steel / White

## NN-K36HM/ 35HW



### Grill Microwave Oven

23l cavity compact body  
Easy to clean  
Glass turntable of 285mm (diameter)



Microwave: 800W  
Quartz grill: 1000W  
Grill power levels: 2  
Automatic weight programmes: 11  
Quick 30 Seconds  
Add Time  
Colours: Silver / White





## NN-K365M/ 354W



### Grill Microwave Oven

Easy-operation auto menus  
Glass turntable of 288mm (diameter)  
11 automatic programmes

Microwave: 800W  
Quartz grill: 1000W  
Grill power levels: 2  
Child lock  
Colours: Silver / White



NEW



## NN-J19KS

### Grill Microwave Oven

20L capacity  
Glass turntable of 255mm (diameter)  
Sleek and stylish design

Microwave: 800W  
Quartz grill: 1000W  
Microwave power levels: 5  
White LCD display  
Auto programmes: 9  
Add Time  
Quick 30 Seconds  
Colour: Stainless Steel





## NN-J161M/ 151W



### Grill Microwave Oven

Glass turntable of 255mm (diameter)  
Automatic programmes: 9  
Digital-mechanical control panel

Microwave: 800W  
Quartz grill: 1000W  
Grill power levels: 3  
Child lock  
Colours: Silver / White



## NN-K12JM/ 10JW



### Grill Microwave Oven

20l cavity compact body  
Easy to clean  
Glass turntable of 255mm (diameter)  
Mechanical control panel

Microwave: 800W  
Quartz grill: 1000W  
Grill power level: 1  
Microwave power levels: 5  
Combi settings: Microwave and Grill  
Colours: Silver / White



# SOLO MICROWAVE OVENS

the  
Genius  
sensor

**NN-ST48KS/  
46KB/  
45KW**

**INVERTER**



NN-ST48KS

## Solo Microwave Oven

Big size for families  
Healthy cooking with Junior Menu and Inverter Technology  
The Genius Sensor for perfect cooking/reheating results  
32l capacity



**NEW**



NN-ST46KB

**NEW**



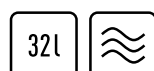
NN-ST45KW

Add Time  
Quick 30 Seconds  
Turbo Defrost  
Automatic programmes: 25 / 25 / 21  
Glass turntable of 340mm (diameter)  
Easy operation and white LCD display  
Colours: Stainless Steel / Black / White



## Solo Microwave Oven

Inverter microwave of 1000W  
Microwave power levels: 6  
32l cavity compact body  
Easy to clean



Glass turntable of 340mm (diameter)  
Button and dial operation  
Child lock  
Colour: White

**INVERTER**



# NN-SD28HS/ 27HS/26HM/ 25HB



## Solo Microwave Oven

Inverter microwave of 1000W  
One-touch programmes for easy cooking: 10  
Quick 30 Seconds setting: Yes / - / - / -  
Add Time setting: Yes / - / - / -  
Aqua Clean programme: - / Yes / Yes / Yes



23L cavity compact body  
Microwave power levels: 6  
Glass turntable of 285mm (diameter)  
Touch and dial operation: Yes / - / Yes / Yes  
Button and dial operation: - / Yes / - / -  
Child lock  
LED cavity lighting: - / - / Yes / Yes  
Colours: Stainless Steel / Stainless Steel / Silver / Black

# NN-S29KS



NEW

## Solo Microwave Oven

Glass turntable 255mm (diameter)  
20L capacity  
Sleek and stylish design  
Easy operation – dial and button control



Microwave: 800W  
Microwave power levels: 5  
White LCD display  
Auto programmes: 9  
Add Time  
Quick 30 Seconds  
Colour: Stainless Steel

# NN-E22JM/ 20JW



## Solo Microwave Oven

Microwave of 800W  
Microwave power levels: 5  
20L cavity compact body



Easy to clean  
Glass turntable 255mm (diameter)  
Mechanical control panel  
Colours: Silver / White

# ICON GLOSSARY MICROWAVE OVENS



## STEAM FUNCTION

The steam function in combination with the Steam+ Pot accessory allows uniquely gentle and healthy steam cooking.



## CONVECTION

Hot air can be used for cooking all kinds of meals that would normally be cooked in a traditional oven.



## GRILL

The grill can be used for preparing pizza and grilled chicken.



## MICRO POWER

The microwave oven can be used for simple cooking such as heating up a meal.



## TURBO DEFROST

Turbo Defrost defrosts evenly and dramatically reduces defrosting times.



## COMBINATION COOKING

The combination of microwave and grill power means that food cooks quickly and becomes nicely crisp and browned.



## TURBO COOKING

Turbo Cooking reduces cooking time at the press of a button during Combination Cooking.



## AUTO PROGRAMMES

Easy and fast preparation of meals with the press of a single button.



## the Genius sensor

The humidity sensor enables the oven to calculate the cooking time automatically.



## PANA CRUNCH

Pana Crunch is a pan that provides crunchy and crispy results every time. It is ideal for a variety of foods such as pizza and quiche.



## JUNIOR MENU

Three automatic programmes – Vegetable Puree, Fruit Puree, Porridge – make it easy to conjure up delicious and healthy meals for little ones.



## DOUBLE HEATER

The double heater (top and bottom heater) delivers the same crispy results you get with a traditional oven.



## SLIM DESIGN

The innovative design offers more space on the inside of the oven while saving up to 20%<sup>1</sup> of space on the countertop.



## FLATBED

The innovative Flatbed design is easier to clean and provides more usable space for larger dishware of varying shapes.



## LED CAVITY LIGHTING

The LED light inside the cavity saves power while providing more brightness.



23l

## CAVITY CAPACITY

The amount of space inside the microwave oven, measured in litres.



























Panasonic Microwave Inverter Technology maintains the optimal power level for even the most challenging dishes. Your food is cooked gently and thoroughly.



# FEATURE/TECHNOLOGY OVERVIEW

MICROWAVE OVENS / FEATURES AND TECHNOLOGY		STEAM MICROWAVE OVENS		COMBINATION MICROWAVE OVENS					
		NN-CS894	NN-DS596	NN-CD87KS	NN-DF385M NN-DF383B	NN-CF771S	NN-CD575M NN-CD555W	NN-GT47KM NN-GT46KB NN-GT45KW	NN-GD38HS NN-GD36HM NN-GD35HB
TECHNICAL DATA	INVERTER TECHNOLOGY								
	MICROWAVE POWER	1000W	1000W	1000W	1000W	1000W	1000W	1000W	1000W
	MICROWAVE POWER LEVELS	6	6	7	6	6	6	7	6
	GRILL POWER LEVELS	3	3	3	3	3	3	3	3
	COMBI SETTINGS	Variable	Variable (Micro & Grill)	Variable	Variable (Micro & Grill )	Variable	Variable	Variable	3
	CONTROL PANEL	Static touch with slider	Dial, Touch	Mecha button, Dial	Dial, Touch	Pop-out dial, Buttons	Pop-out dial, Touch	Touch	Dial, Touch
	2-LEVEL COOKING	•	—	—	—	•	—	—	—
	STANDBY MODE	0.65W	0.50W	0.88W	0.80W	0.68W	0.80W	0.73W	0.83W
	OVEN CAPACITY	<div>32l</div>	<div>27l</div>	<div>34l</div>	<div>23l</div>	<div>27l</div>	<div>27l</div>	<div>31l</div>	<div>23l</div>
PROGRAMMES	STEAM FUNCTION	<div> 1000W</div>	<div> 1000W</div>	—	—	—	—	—	<div></div>
	GRILL (QUARTZ)	<div> 1300W</div>	<div> 1200W</div>	<div> 1300W</div>	<div> 1000W</div>	<div> 1300W</div>	<div> 1300W</div>	<div> 1100W</div>	<div> 1000W</div>
	FAN-ASSISTED CONVECTION OVEN	<div> 40°, 100–230°C</div>	—	<div> 40°, 100–220°C</div>	—	<div> 40°, 100–250°C</div>	<div> 100–220°C</div>	—	—
	OVEN (TOP/BOTTOM HEATER)	—	<div> 100–220°C</div>	—	<div> 100–220°C</div>	—	—	—	—
	AUTO PROGRAMMES	<div> 25</div>	<div> 23</div>	<div> 30</div>	<div> 16</div>	<div> 19</div>	<div> 11</div>	<div> 24</div>	<div> 17</div>
	CHAOS/TURBO DEFROST	<div></div>	<div></div>	<div></div>	<div></div>	<div></div>	<div></div>	<div></div>	<div></div>
	QUICK 30 SECONDS ADD TIME	—	—	—	—	—	—	•	•
	TURBO COOKING	<div> 300W</div>	—	—	—	—	—	<div></div>	—
	THE GENIUS SENSOR	<div>the Genius sensor</div>	—	<div>the Genius sensor</div>	<div>the Genius sensor</div>	—	—	<div>the Genius sensor</div>	—
	JUNIOR MENU	—	—	<div> JUNIOR MENU</div>	—	—	—	<div> JUNIOR MENU</div>	—
	AQUA CLEAN PROGRAMME	—	—	—	—	—	—	—	•



GRILL MICROWAVE OVENS							SOLO MICROWAVE OVENS				
NN-GD37HS	NN-GD34HW	NN-K36HM NN-K35HW	NN-K365M NN-K354W	NN-J19KS	NN-J161M NN-J151W	NN-K12JM NN-K10JW	NN-ST48KS NN-ST46KB NN-ST45KW	NN-SD452W	NN-SD28HS NN-SD27HS NN-SD26HM NN-SD25HB	NN-S29KS	NN-E22JM NN-E20JW
<b>INVERTER</b>	<b>INVERTER</b>	—	—	—	—	—	<b>INVERTER</b>	<b>INVERTER</b>	<b>INVERTER</b>	—	—
1000W	1000W	800W	800W	800W	800W	800W	1000W	1000W	1000W	800W	800W
6	6	5	5	5	4	5	7	6	6	5	5
3	3	2	2	3	3	1	—	—	—	—	—
3	3	3	3	3	3	1	—	—	—	—	—
Dial, Button	Dial, Touch	Touch	Touch	Dial, Touch	Digital, Mechanical	Mechanical	Button / Touch / Touch	Dial, Touch	Dial, Touch, Buttons	Dial, Button	Mechanical
—	—	—	—	—	—	—	—	—	—	—	—
0.83W	0.83W	0.87W	0.87W	0.81W	0.68W	—	0.79W / 0.77W / 0.77W	0.86W	0.83W	0.87W (BPQ) 0.81W (EPG)	—
23l	23l	23l	23l	20l	20l	20l	32l	32l	23l	20l	20l
—	—	—	—	—	—	—	—	—	—	—	—
							—	—	—	—	—
1000W	1000W	1000W	1000W	1000W	1000W	1000W	—	—	—	—	—
—	—	—	—	—	—	—	—	—	—	—	—
—	—	—	—	—	—	—	—	—	—	—	—
						—					—
13	13	11	11	9	9	—	25 / 25 / 21	12	10	9	—
		—	—	—	—	—				—	—
—	•	•	—	•	—	—	•	—	• (only SD28HS)	•	—
—	•	•	—	•	—	—	•	—	• (only SD28HS)	•	—
—	—	—	—	—	—	—	—	—		—	—
—	—	—	—	—	—	—	the Genius sensor	the Genius sensor	—	—	—
—	—	—	—	—	—	—		—	—	—	—
•	•	—	—	—	—	—	—	—	• (except SD28HS)	—	—



# FRESH AND HEALTHY CREATIONS

Enjoy deliciously smooth soups, whip up some cream for your dessert, chop onions with fewer tears – Panasonic Hand Blenders are perfect for fast everyday cooking. With the easy-to-hold grip and one-finger speed adjustment, they make conjuring up meals a pleasure.



## FULL CONVENIENCE AT HAND



### CONVENIENT AUTOMATIC MODES

Easily get the results you want, with the ingredients you like – advanced speed control makes it possible. Choose from three automatic modes: High Mode minces together your favourite meat in no time. Pulse Mode chops onions the easy way. Low Mode prepares perfectly whipped cream.



### PRECISION-PERFECT RESULTS

Savour creamy soups, sauces and even smoothies – the Japanese 4-blade system and precision deliver perfect cutting results.



### EXTRA SAFETY

Safety for yourself and loved ones is important. That's why all Panasonic Hand Blenders feature a 2-action switch and Child Lock.



### MANY OPTIONS IN ONE

Be more flexible with Panasonic Hand Blenders, which come with a range of accessories. Simply switch attachments on the high-end Panasonic Hand Blender models to chop, whisk or blend together ingredients. You'll enjoy the quick cooking results perfectly prepared to your taste. All models also come with a convenient beaker.



INTRODUCTION

MICROWAVE OVENS

HAND BLENDERS

SLOW JUICERS

BREADMAKERS

TECHNICAL DATA



## MX-S401

### Hand Blender

Japanese 4-blade system

3 automatic modes

Child Lock & 2-action switch for extra safety

Input power: 800W

Dimensions (W x D x H): 65 x 74 x 423mm

Colour: Silver

#### Accessories:

Chopper, Whisk, Cutter holder, Beaker,  
Brush with spatula



## MX-S301

### Hand Blender

Japanese 4-blade system

2-speed control

Child Lock & 2-action switch for extra safety

Input power: 800W

Dimensions (W x D x H): 65 x 74 x 423mm

Colour: Black

#### Accessories:

Chopper, Whisk, Cutter holder, Beaker,  
Brush with spatula



## MX-S101

### Hand Blender

Japanese 4-blade system

Child Lock & 2-action switch for extra safety

Input power: 800W

Dimensions (W x D x H): 65 x 74 x 423mm

Colour: White

#### Accessories:

Cutter holder, Beaker,  
Brush with spatula








# MAKE IT FRESH OR FROZEN

Experience fresher fruit juices and frozen desserts thanks to the Panasonic Slow Juicers, offering high-quality fresh results like never before. They are equipped with a powerful low-speed motor that squeezes juice slowly to better preserve fruit fibres and enzymes, ensuring smooth and nutritious juices as well as rich, flavourful frozen and 100% natural desserts.



## DISCOVER JUST HOW DELICIOUS NATURAL JUICE CAN BE



PEACHES, ETC.

GINGER, ETC.

SOYBEANS, ETC.

### JUICE A WIDE VARIETY OF FOOD

Some types of food are not suited to high-speed juicing – these include fruit with little moisture and lots of pulp, vegetables with a high amount of dietary fibre or small items like beans. But Panasonic Slow Juicers use a millstone-like action to handle almost all kinds of food with ease.



### DELICIOUS FROZEN DESSERTS

Use frozen fruit to create delicious frozen desserts or half-frozen drinks in an instant – your family will love this! Add other ingredients like yoghurt to make healthy, refreshing treats full of natural taste and nutrients.



### FULL FRUIT, NO ADDITIVES

The Slow Juicers from Panasonic carefully and thoroughly process nearly all kinds of fruits and vegetables. So from now on, you decide of what your juice or frozen desserts are made of – without any preservatives, additives, concentrates or sugar additives.



## THE SECRET BEHIND PANASONIC SLOW JUICERS



### LONG-LASTING FRESHNESS

Slow squeezing suppresses the entry of air, preventing oxidation and changes in colour and taste. The juice does not separate as time passes, and the flavours and nutrients are preserved longer.



### SLOW JUICING PRESERVES NUTRIENTS AND ENZYMES

The press, featuring a stainless steel tip, minimises heating of the food, meaning the nutritional content and quality of the food are maintained. As a result, nutrients, flavours and enzymes are preserved much better.



### STRONG EQUIPMENT, FAST CLEANING

The robust stainless steel press extracts juices evenly and efficiently thanks to its powerful motor. It works so quietly that you can prepare your favourite drink at any time – day or night. Cleanliness is also top priority: Drip Stop ensures a clean countertop and all components are easily removable for rinsing under water or cleaning in the dishwasher<sup>1</sup>.

<sup>1</sup> The following components are dishwasher-safe: stainless steel press, strainer, attachment for frozen ingredients, press container with Drip Stop, pulp jug, juice jug.



## THE FASTER, EASIER WAY TO JUICE

Save time while enjoying your favourite juice. The MJ-L700 Slow Juicer accepts whole fruits – eliminating the need for time-consuming chopping. It squeezes slowly, gently extracting all of the sweet, delicious taste from the ingredients. Pulp is finely strained out for a silky smoothness. Imagine cold pressed juice at home every day. Then experience it with the MJ-L700.

## YOUR FAVOURITE JUICES IN AN INSTANT



### FAST, EASY JUICING

Save time, without having to chop fruit first. The opening is a wide 75mm, so you can simply throw in whole fruits: apples, pears, kiwis. Fruit and vegetables inserted whole provide more flavour and keep their nutrients during extraction thanks to slow squeezing.



### SAFE AND CONVENIENT

Children can also enjoy learning about healthy eating with the MJ-L700 Slow Juicer. When lid is open, the product turns off automatically for full safety and locks the power switch to off. For even faster juice enjoyment, the lid features an opening so smaller ingredients like carrots can be added immediately, with the lid closed.



### SLEEK AND SLIM DESIGN

For carefree use, the juice bowl is made of BPA-free and shatter-resistant Tritan™, a beautiful, glass-like material. Together with the high-grade matte black finish, the MJ-L700 provides for a long-lasting attractive appearance.





SLOW JUICERS PRODUCTS

INTRODUCTION

MICROWAVE OVENS

HAND BLENDERS

SLOW JUICERS

BREADMAKERS

TECHNICAL DATA



# MJ-L700

## Large Feed Inlet Slow Juicer

Juice whole fruit for fresher juice and time-savings

Slim and sleek design

Slow-speed juice press for high nutrients and extraction

Power output: 150W

Juice container capacity: max. 780ml

Pulp container capacity: max. 1060ml

2 outlets: one for the juice, one for the pulp

Rotation speed: 45rpm

Press: reinforced stainless steel

Reverse switch, Drip Stop, anti-slip feet

BPA-free juicing bowl

Colour: Matte Black





JUICE CONE WITH SMALL  
MESH SIZE IDEAL FOR  
PLAIN JUICES



FROZEN CONE



NEW



MJ-L501K

NEW



MJ-L501W

# MJ-L501

## Versatile Slow Juicer

Slow-speed juice press technology  
for maximum vitamin preservation and juice extraction  
Slim and sleek design  
Fresh juice and frozen desserts

Power output: 150W  
Juice container capacity: max. 980ml  
Pulp container capacity: max. 1300ml  
2 outlets: one for the juice, one for the pulp  
Rotation speed: 45rpm  
Press: reinforced stainless steel  
Quiet motor: 65.5dB  
Reverse switch, Drip Stop, anti-slip feet  
Colours: Matte Black / Matte White





JUICE CONE WITH SMALL  
MESH SIZE IDEAL FOR  
PLAIN JUICES



FROZEN CONE



# MJ-L500

## Versatile Slow Juicer

Slow-speed juice press technology  
for maximum vitamin preservation and juice extraction  
Attachment for frozen ingredients  
Compact design and quiet operation

Power output: 150W  
Juice container capacity: max. 980ml  
Pulp container capacity: max. 1300ml  
2 outlets: one for the juice, one for the pulp  
Rotation speed: 45rpm  
Press: reinforced stainless steel  
Quiet motor: 65.5dB  
Reverse switch, Drip Stop, anti-slip feet  
Colour: Silver







# HOMEMADE BREAD FRESH EVERY DAY

Choose your favourite wholesome ingredients – Panasonic Breadmakers do the rest! Many models have many additional modes to help you make healthy, tasty bread using a variety of cereals and flours.



## DELICIOUS RESULTS



### A PROGRAMME FOR ANY FAVOURITE BREAD

Bake whatever you like. Choose from 18 bread programmes, including Rustic Artisan, a sourdough programme for a savoury flavour and a quick bake programme for spontaneous pleasures. Panasonic Breadmakers ensure you always have a healthy variety of breads.



### TASTY 100% GLUTEN-FREE BREAD

The 100% gluten-free bread programme allows you to bake gluten-free loaves using a wide range of gluten-free bread mixes and flours. Giving you the convenience of having freshly baked bread that is tailored specifically to your taste and needs. What's more, the Panasonic SD-ZX2522 comes equipped with programmes to easily create home-made pasta dough (even gluten-free) – just the way you like it!



### HOME-MADE JAMS AND COMPOTES TOO

The Panasonic Breadmakers do more than just bake. With the new Jam and Compote mode, you are also spoilt for choice when creating your own home-made jams. There are even eight jam and compote recipes provided in the operating instructions to help you along the way.



INTRODUCTION

MICROWAVE OVENS

HAND BLENDERS

SLOW JUICERS

BREADMAKERS

TECHNICAL DATA



### EFFICIENT, OPTIMAL BAKING

Two sensors detect the interior temperature of the breadmaker and the ambient temperature. Using this data, the breadmakers automatically adjust the baking process accordingly in every step. You get ideal baking results with optimal timing.



### EASY LOAF REMOVAL

No more sticky pans! Panasonic Breadmaker pans feature specially coated surfaces which make the loaf virtually slip out without an effort. They are also scratch-resistant for years of reliable use.



### MANY OPTIONS FOR ANY PREFERENCE

Panasonic Breadmakers adapt to your life. Whether it's a smaller loaf for yourself or a big loaf for your loved ones, making the perfect soft bread couldn't be simpler. It is even possible to determine how light or dark you would prefer your soft bread by simply selecting the desired browning level<sup>1</sup>. With the new Panasonic Breadmaker Croustina, it is even possible to choose if you want to have hard-crust bread or soft bread.



### ULTIMATE AUTOMATIC CONVENIENCE

Using the automatic raisin/nut dispenser, you can easily add additional ingredients to your recipe. The auto-dispenser function mixes in raisins, nuts, cereals and other ingredients. Unique to the Panasonic Breadmaker is the built-in yeast dispenser<sup>1</sup>. To ensure your bread rises as it should to deliver a delicious fluffy or dense loaf, the intelligent yeast dispenser drops the yeast automatically – always at just the right time.



### ENJOY YOUR SLEEP

Why not have the bread bake overnight while you enjoy a good rest? And then savour the freshly baked bread in the morning? You can. Simply add all the ingredients to your Panasonic Breadmaker in the evening and choose when the bread should be finished – up to 13 hours in advance. The whisper-quiet operation means you'll sleep in peace.

<sup>1</sup> Not available with SD-ZP2000, SD-ZD2010, SD-Z500





## CRUSTY. TASTY. HOMEMADE.

Croustina will delight the bread lover in you. Its special touch? The most delicious crispy crust you can make and savour at home. With Croustina, you can bake all kinds of tasty bread featuring a wonderfully artisan-style oval shape. Healthy options look after you and your family, and special programmes for pizza dough, jam and cake allow you to be truly creative.

### YOUR BREAD, YOUR CHOICE



#### HOME-MADE AND HEALTHY

Wouldn't it be wonderful to enjoy delicious home-made bread every day – exactly as you like it and with a delectable hard crust? With Croustina, you can make many types of bread at the touch of a button. Set your imagination free to create gluten-free protein bread, polenta crust or turmeric cashew loaf and more! You choose the ingredients, for healthy, tasty moments.



#### THE SECRET BEHIND THE CRUST

Croustina holds the secret to an irresistible, crispy and aromatic crust. Oven-like heat is achieved by its innovative, newly designed baking structure and heat-reflecting inside lid. Croustina uses two sensors to track both the internal and external temperatures, and cleverly adjusts the baking process accordingly in every step. So your bread is baked to crusty perfection – consistently.



#### A WORLD OF OPTIONS

If you can imagine it, you can make it. Croustina allows you to get creative with perfect results. Pour in your ingredients, then select any one of the 18 programmes. Your ideal bread starts baking at just the touch of a button – from crusty whole-wheat to fluffy brioche. For soft bread, choose your loaf size, and even the shade if you prefer lighter or darker crusts.





SD-ZF2010



SD-ZP2000

*Croustina*

### Hard-Crust Breadmaker SD-ZF2010 | SD-ZP2000

18 bake programmes, including crusty breads:  
 Crusty White, Crusty Whole Wheat, Lean Raisin  
 Gluten-free bread and cake  
 New oval-shaped baking pan  
 2 sizes of loaf and 2 types of crust colour for soft bread types



Timer: up to 13h  
 Capacity: max. 500g of flour for a loaf  
 Temperature control sensors  
 Brioche programme  
 Jam and Compote mode  
 Scratch-resistant ceramic-coated bread pan  
 Power failure protection  
 Colours: Black / White



## BREADMAKERS WITH INTELLIGENT TECHNOLOGY

With a Panasonic Breadmaker, variety is built in. Make delicious yeast doughs, jams and crispy bread yourself – it's simple. You can save time and money, and wake up to the sumptuous aroma of freshly baked bread every morning. For intuitive operation, the SD-ZX2522 also features a stylish touch control panel.

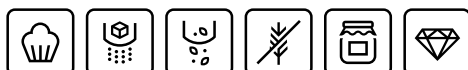
CREATE PASTA DOUGH, CAKE  
AND BREAD – GLUTEN-FREE



### SD-ZX2522 Breadmaker with Gluten-free Programmes

37 programmes, including Multigrain Bread,  
100% Rye Bread, Sourdough Bread,  
Gluten-free cake<sup>1</sup>, Bread and Pasta Dough  
Yeast and raisin/nut dispensers  
3 sizes of loaf and 3 types of crust colour

Digital timer: up to 13h  
Capacity: max. 600g of flour for a loaf  
Temperature control sensors  
Wholewheat Rapid, Rustic Sourdough, Brioche programmes  
Jam and Compote mode  
Diamond-Fluoro-coated bread pan  
Power failure protection  
Colour: Dark Stainless Steel







INTRODUCTION

MICROWAVE OVENS

HAND BLENDERS

SLOW JUICERS

BREADMAKERS

TECHNICAL DATA

TEMPERATURE  
CONTROL SENSOR



# SD-ZB2512 Breadmaker with Rustic Programmes

33 programmes, including 3 rustic breads:  
Rustic Sourdough Bread, Rustic Soda Bread and  
Rustic Artisan Bread  
Yeast and raisin/nut dispensers  
3 sizes of loaf and 3 types of crust colour

Digital timer: up to 13h  
Capacity: max. 600g of flour for a loaf  
Temperature control sensors  
1-hour quick bake programme  
Brioche programme  
Jam and Compote mode  
Diamond-Fluoro-coated bread pan  
Power failure protection  
Colour: Metal







SD-2511W



SD-2511K

## SD-2511

### Breadmaker with Rustic Programmes

18 bake programmes, including 3 rustic breads:  
Rustic Sourdough Bread, Rustic Soda Bread and  
Rustic Artisan Bread  
Raisin/nut dispenser  
3 sizes of loaf and 3 types of crust colour



Digital timer: up to 13h  
Capacity: max. 600g of flour for a loaf  
Temperature control sensor  
1-hour quick bake programme  
Brioche programme  
Jam and Compote mode  
Diamond-Fluoro-coated bread pan  
Power failure protection  
Colours: White/Black



INTRODUCTION

MICROWAVE OVENS

HAND BLENDERS

SLOW JUICERS

BREADMAKERS

TECHNICAL DATA

## SD-2500 Breadmaker

13 bake programmes, including Brioche  
Jam and Compote mode  
3 sizes of loaf and 3 types of crust colour

Digital timer: up to 13h  
Temperature control sensor  
Diamond-Fluoro-coated bread pan  
Power failure protection  
Colour: White





# ICON GLOSSARY SMALL KITCHEN APPLIANCES

## HAND BLENDERS



### 3 AUTOMATIC PROGRAMMES

Get the results you want, with the ingredients you like – advanced speed control makes it possible.



### 4-BLADE SYSTEM FOR PERFECT RESULTS

Japanese precision: Savour creamy soups, sauces and even smoothies – the Japanese 4-blade system delivers perfect cutting results.



### CHILD LOCK & 2-ACTION SWITCH FOR EXTRA SAFETY

Safety first! Ensure safety for yourself and other family members thanks to the 2-action switch and Child Lock.

## SLOW JUICERS



### FRESH JUICE

Super-compact Panasonic Slow Juicers for delicious home-made juice and frozen delights.



### FROST ATTACHMENT

High-end Panasonic Slow Juicers come supplied with an attachment for making frozen shakes, desserts, sorbets and more.



### LARGE FEED INLET

The 75mm wide feed inlet saves you time by letting you simply use whole fruits, instead of chopping them first.



### QUIET OPERATION

The whisper-quiet operation of these Slow Juicers means you can create juice whenever you like without bothering others.



### DRIP STOP

Closes the spout to prevent juice from dripping on the countertop and to make clean-up easier.





## BREADMAKERS



### ARTISAN BREAD

This programme allows you to bake fantastic-tasting bread with the addition of vegetables, cheese or other ingredients.



### BRIOCHE PROGRAMME

When making brioche, a rich pastry-like bread that is light with a tender crumb, choose this dedicated programme.



### CRUSTY BREAD

Create bread with a delicious crispy crust that is baked to perfection.



### OVAL-SHAPED LOAF

For the perfect artisanal touch, your bread features a rustic oval shape.



### JAM AND COMPOTE MODE

This special programme allows you to cook home-made, aromatic jams, marmalades and fruit compote directly in the breadmaker.



### YEAST DISPENSER

The yeast dispenser drops the yeast automatically and at the optimum time.



### RAISIN/NUT DISPENSER

With the automatic raisin/nut dispenser, additional ingredients can easily be added to a recipe.



### GLUTEN-FREE

Tailored programmes to prepare gluten-free pasta dough, bread or cake. Enjoy the freedom to savour fresh home-made bakery – despite celiac disease!



### DIAMOND-FLUORO-COATED BREAD PAN

The surface of the bread pan and blade is covered with diamond particles which are twice as tough and scratchproof as conventional pans.

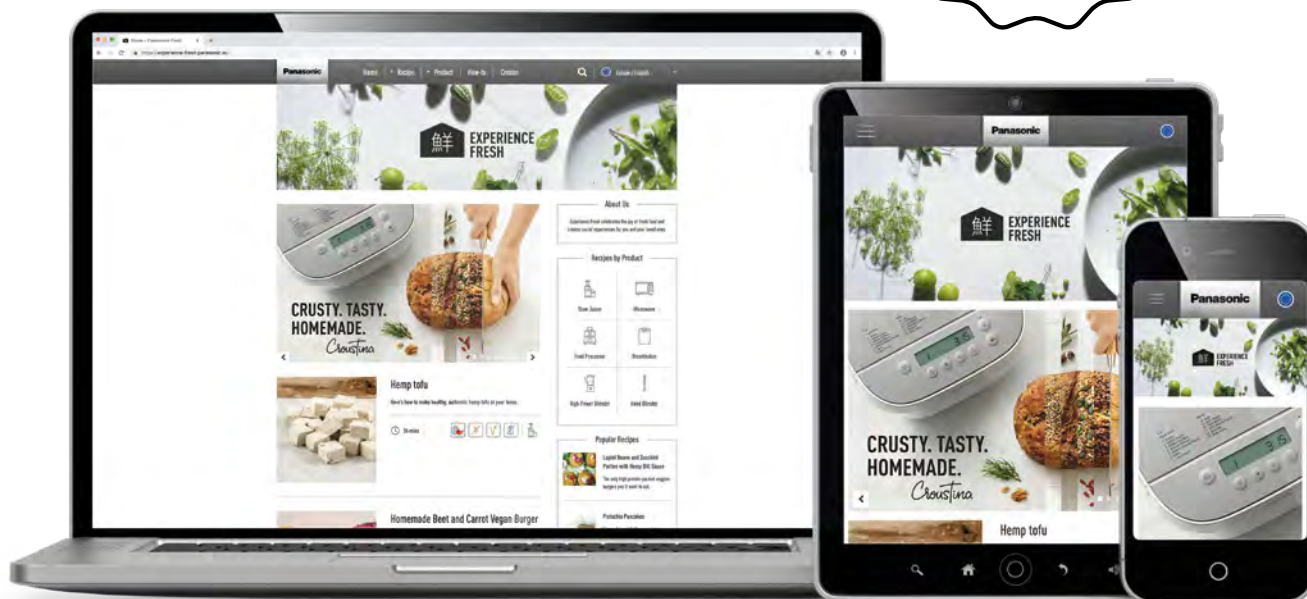


### SCRATCH-RESISTANT, CERAMIC-COATED BREAD PAN

To give you bread with an especially crispy crust, the bread pan features a special ceramic coating, which is also scratch-resistant for a long lifespan.

# EXPERIENCE FRESH WEBSITE

EXPERIENCE FRESH is more than a special name for our high-quality kitchen appliances – it is a new way of interacting that takes your fresh, home-made specialities even further. Together with foodies and popular food enthusiasts, we have created the EXPERIENCE-FRESH.EU website. It is a place where you can gain inspiration, discover new recipes and benefit from cooking insights.







## TWISTED BREAD

Add a dynamic, stylish touch to your basic bread recipe – and let Panasonic Croustina do the mixing, kneading and rising for you. This twisted bread recipe is perfect for everyday family meals, picnics in the summer, or special occasions with friends.

### INGREDIENTS (for 2 breads, 425g each)

500g spelt flour (type 630)  
100g wholemeal wheat flour  
15g salt  
1 tablespoon maple syrup



### PREPARATION

**1** | Add the ingredients for the dough together with 360ml of lukewarm water to the bread pan of Panasonic Croustina. Choose Dough programme (for Croustina: programme 16) and press start.



**2** | Remove dough from the breadmaker and halve it on a well-floured work surface. Form each half into a log and then twist each several times. Place on a baking sheet lined with baking paper and let the dough rise for 20 minutes.

**3** | Place a fireproof tray with 500ml water on the bottom of the oven and preheat the oven to 240°C (fan-assisted).

**4** | Bake the twisted breads for 15 minutes, then reduce the temperature to 190°C and bake for another 10 minutes.

**ENJOY!**



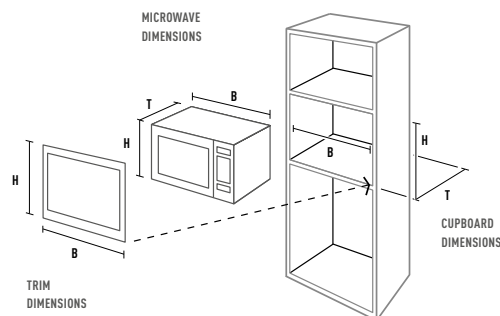
## STEAM/COMBINATION MICROWAVE OVENS

MICROWAVE OVENS	STEAM MICROWAVE OVENS		COMBINATION MICROWAVE OVENS								
	NN-CS894	NN-DS596	NN-CD87KS	NN-DF385M	NN-DF383B	NN-CD575M	NN-CD555W	NN-GT47KM	NN-GT46KB	NN-GT45KW	NN-CF771S
Catalogue Page	11	12	12	13	13	13	13	15	15	15	14
Colour	Stainless Steel	Silver / Black	Stainless Steel	Silver	Black / Half-silver front	Silver	White	Silver	Black	White	Stainless Steel
Inverter Technology	•	•	•	•	•	•	•	•	•	•	•
Capacity	32L	27L	34L	23L	23L	27L	27L	31L	31L	31L	27L
Combined Operation	Microwave with steam, convection and grill	Microwave with steam, oven and grill	Microwave with convection and grill	Microwave with grill and oven	Microwave with grill and oven	Microwave with grill and oven	Microwave with grill and oven	Microwave with grill	Microwave with grill	Microwave with grill	Microwave with convection and grill
Auto Programmes	25	23	30	16	16	11	11	24	24	24	19
Mountable	•	—	•	—	—	—	—	—	—	—	•
Trim Kit	Optional NN-TK816C	—	Optional NN-TK81KCSCP	—	—	—	—	—	—	—	Optional NN-TKF71S
Control Panel	Static touch with slider	Dial, Touch	Dial, Button	Dial, Touch	Dial, Keypad	Dial, Touch	Dial, Touch	Touch	Touch	Touch	Pop-out dial, Buttons
Bottom-hinged Door	•	•	—	•	•	—	—	—	—	—	—
Child Lock	•	•	•	•	•	•	•	•	•	•	•
Glass Turntable	No turntable, Flatbed cooking chamber	No turntable, Flatbed cooking chamber	360mm	No turntable, Flatbed cooking chamber	No turntable, Flatbed cooking chamber	340mm	340mm	340mm	340mm	340mm	No turntable, Flatbed cooking chamber
Microwave Power	1000W	1000W	1000W	1000W	1000W	1000W	1000W	1000W	1000W	1000W	1000W
Microwave Power Levels	6	6	7	6	6	6	6	7	7	7	3
Fan-assisted Convection	1450W (100°C–230°C)	—	1300W (100°C–220°C)	—	—	1300W (100–220°C)	1300W (100–220°C)	—	—	—	1400W (100°C–250°C)
Oven with Top and Bottom Heater	—	100–220°C	—	100–220°C	100–220°C	—	—	—	—	—	—
Grill	Quartz grill with 1300W	Quartz grill with 1200W	Quartz grill with 1300W	Quartz grill with 1000W	Quartz grill with 1000W	Quartz grill with 1300W	Quartz grill with 1300W	Quartz grill with 1100W	Quartz grill with 1100W	Quartz grill with 1100W	Quartz grill with 1300W
Grill Power Levels	3	3	3	3	3	3	3	3	3	3	3
Cooking Chamber Dimensions W x H x D (mm)	410 x 250 x 320	319 x 215 x 350	380 x 228.4 x 390	299 x 199 x 350	299 x 199 x 350	359 x 217 x 352	359 x 217 x 352	359 x 247 x 362	359 x 247 x 362	359 x 247 x 362	354 x 205 x 343
Outer Dimensions W x H x D (mm)	494 x 390 x 438	512 x 347 x 400	560 x 343 x 450	483 x 310 x 396	483 x 310 x 396	520 x 310 x 395	520 x 310 x 395	525 x 310 x 401	525 x 310 x 401	525 x 310 x 401	529 x 326 x 494
Trim Kit Dimensions Cabinet Aperture W x H x D (mm)	562 x 479 x 550	—	600 x 395 x 525	—	—	—	—	—	—	—	562 x 395 x 480
Trim Kit Frame Dimensions W x H (mm)	596 x 494	—	596 x 410	—	—	—	—	—	—	—	596 x 407
Weight	20.5kg	17.5kg	18kg	13.5kg	13.5kg	14.2kg	14.2kg	12.8kg	12.8kg	12.8kg	17.5kg
Accessories (supplied)	Square enamel shelf, Square wire shelf, Glass shelf, Drip tray, Steaming trivet	Square Pana Crunch, Drip tray	Round glass tray, Round wire rack, Round enamel tray	Square enamel shelf, Square wire rack	Square baking tray, Square grill rack	Round wire rack, Round enamel tray, Round Pana Crunch	Round wire rack, Round enamel tray	Round glass tray, Round wire rack	Round glass tray, Round wire rack	Round glass tray, Round wire rack	Square enamel shelf, Square wire shelf, Square glass dish, Anti-spark ring

A distance of 40cm on the side is recommended in the instruction manual for some models. The purpose of this recommendation is simply to ensure interference-free operation of radios and TVs.

## TRIM KIT

If a Trim Kit is used, the safety clearances do not apply, as the intake and exhaust are directed by air ducts. In this case, the recess dimensions are mandatory.



## GRILL MICROWAVE OVENS

GRILL MICROWAVE OVENS		GRILL MICROWAVE OVENS						
		NN-GD38HS	NN-GD36HM	NN-GD35HB	NN-GD37HS	NN-GD34HW	NN-K36HM	NN-K35HB
GENERAL	Catalogue Page	15	15	15	16	16	16	16
	Colour	Stainless Steel	Silver	Black	Stainless Steel	White	Silver	White
	Inverter Technology	•	•	•	•	•	—	—
	Capacity	23l	23l	23l	23l	23l	23l	23l
	Combined Operation	Grill with microwave	Grill with microwave	Grill with microwave	Grill with microwave	Grill with microwave	Grill with microwave	Grill with microwave
	Auto Programmes	17	17	17	13	13	11	11
	Control Panel	Dial, Touch	Dial, Touch	Dial, Touch	Dial, Buttons	Dial, Touch	Touch	Touch
	Child Lock	•	•	•	•	•	•	•
POWER	Glass Turntable	285mm	285mm	285mm	285mm	285mm	285mm	285mm
	Microwave Power	1000W	1000W	1000W	1000W	1000W	800W	800W
	Microwave Power Levels	6	6	6	6	6	5	5
	Quartz Grill	1000W	1000W	1000W	1000W	1000W	1000W	1000W
	Grill Power Levels	3	3	3	3	3	2	2
SPECIFICATIONS	Cooking Chamber Dimensions W x H x D (mm)	315 x 178 x 353	315 x 178 x 353	315 x 178 x 353	315 x 178 x 353	315 x 178 x 353	314 x 211 x 349	314 x 211 x 349
	Outer Dimensions W x H x D (mm)	488 x 279 x 395	488 x 279 x 395	488 x 279 x 395	488 x 279 x 395	488 x 279 x 395	486 x 292 x 405	486 x 292 x 405
	Weight	10kg	10kg	10kg	10kg	10kg	14kg	14kg
	Accessories (supplied)	Round wire rack, Steam+ Pan	Round wire rack, Steam+ Pan	Round wire rack, Steam+ Pan	Round wire rack	Round wire rack	Round wire rack	Round wire rack

GRILL MICROWAVE OVENS		GRILL MICROWAVE OVENS						
		NN-K365M	NN-K354W	NN-J19KS	NN-J161M	NN-J151W	NN-K12JM	NN-K10JW
GENERAL	Catalogue Page	17	17	17	18	18	18	18
	Colour	Silver	White	Stainless Steel	Silver	White	Silver	White
	Inverter Technology	—	—	—	—	—	—	—
	Capacity	23l	23l	20l	20l	20l	20l	20l
	Combined Operation	Grill with microwave	Grill with microwave	Grill with microwave	Grill with microwave	Grill with microwave	Grill with microwave	Grill with microwave
	Auto Programmes	11	11	9	9	9	—	—
	Control Panel	Touch	Touch	Dial, Touch	Digital, Mechanical	Digital, Mechanical	Mechanical	Mechanical
	Child Lock	•	•	•	•	•	—	—
POWER	Glass Turntable	288mm	288mm	255mm	255mm	255mm	255mm	255mm
	Microwave Power	800W	800W	800W	800W	800W	800W	800W
	Microwave Power Levels	5	5	5	4	4	5	5
	Quartz Grill	1000W	1000W	1000W	1000W	1000W	1000W	1000W
	Grill Power Levels	2	2	3	3	3	1	1
SPECIFICATIONS	Cooking Chamber Dimensions W x H x D (mm)	314 x 211 x 349	314 x 211 x 349	306 x 215 x 305	306 x 215 x 308	306 x 215 x 308	306 x 215 x 308	306 x 215 x 308
	Outer Dimensions W x H x D (mm)	486 x 292 x 405	486 x 292 x 405	443 x 258 x 330	443 x 258 x 340	443 x 258 x 340	443 x 258 x 340	443 x 258 x 340
	Weight	14kg	14kg	12kg	12kg	12kg	12kg	12kg
	Accessories (supplied)	Round wire rack	Round wire rack	Round wire rack	Round wire rack	Round wire rack	Round wire rack	Round wire rack

## SOLO MICROWAVE OVENS

SOLO MICROWAVE OVENS		SOLO MICROWAVE OVENS										
		NN-ST48KS	NN-ST46KB	NN-ST45KW	NN-SD452W	NN-SD28HS	NN-SD27HS	NN-SD26HM	NN-SD25HB	NN-S29KS	NN-E22JM	NN-E20JW
GENERAL	Catalogue Page	19	19	19	19	20	20	20	20	20	20	20
	Colour	Stainless Steel	Black	White	White	Stainless Steel	Stainless Steel	Silver	Black	Stainless Steel	Silver	White
	Inverter Technology	•	•	•	•	•	•	•	•	—	—	—
	Capacity	32l	32l	32l	32l	23l	23l	23l	23l	20l	20l	20l
	Auto Programmes	25	25	21	12	10	10	10	10	9	—	—
	Control Panel	Button	Touch	Touch	Dial, Touch	Dial, Touch	Dial, Touch	Dial, Touch	Dial, Touch	Dial, Button	Mechanical	Mechanical
	Child Lock	•	•	•	•	•	•	•	•	•	—	—
	Glass Turntable	340mm	340mm	340mm	340mm	285mm	285mm	285mm	285mm	255mm	255mm	255mm
POWER	Microwave Power	1000W	1000W	1000W	1000W	1000W	1000W	1000W	1000W	800W	800W	800W
	Microwave Power Levels	7	7	7	6	6	6	6	6	5	5	5
SPECIFICATIONS	Cooking Chamber Dimensions W x H x D (mm)	355 x 251 x 365	355 x 251 x 365	355 x 251 x 365	355 x 251 x 365	315 x 206 x 353	315 x 206 x 353	315 x 206 x 353	315 x 206 x 353	306 x 214 x 308	306 x 215 x 308	306 x 215 x 308
	Outer Dimensions W x H x D (mm)	525 x 310 x 388	525 x 310 x 388	525 x 310 x 388	525 x 310 x 388	488 x 279 x 395	488 x 279 x 395	488 x 279 x 395	488 x 279 x 395	443 x 258 x 330	443 x 258 x 340	443 x 258 x 340
	Weight	11.5kg	11.5kg	11.5kg	12kg	9.5kg	9.5kg	9.5kg	9.5kg	11.5kg	12kg	12kg
	Accessories (supplied)	—	—	—	—	—	—	—	—	—	—	—

## HAND BLENDERS

HAND BLENDERS		MX-S401	MX-S301	MX-S101
GENERAL	Catalogue Page	25	25	25
	Colour	Silver	Black	White
	Input Power	800W (Max Locked)	800W (Max Locked)	800W (Max Locked)
	Blade Cutter	4 Blades (2 Main Slice Blades + 2 Stir-Slice Blades)	4 Blades (2 Main Slice Blades + 2 Stir-Slice Blades)	4 Blades (2 Main Slice Blades + 2 Stir-Slice Blades)
	Operation	Switch, Button	Switch, Button	Switch, Button
	Speed Control	3 drive modes (High / Pulse / Low)	2 drive modes (High / Low)	—
SPECIAL FEATURES	Circuit Breaker	•	•	•
	2-Action Switch	•	•	•
	Child Lock	•	•	•
SPECIFICATIONS	Dishwasher-Safe <sup>1</sup>	Cutter and holder, Beaker <sup>2</sup> (except lid), Chopper container and lid, Whisk	Cutter and holder, Beaker <sup>2</sup> (except lid), Chopper container and lid, Whisk	Cutter and holder, Beaker <sup>2</sup> (except lid)
	Dimensions Blender W x H x D (mm)	423 x 74 x 65	423 x 74 x 65	423 x 74 x 65
	Dimensions Chopper W x H x D (mm)	419 x 139 x 139	419 x 139 x 139	—
	Dimensions Whisk W x H x D (mm)	467 x 73 x 64	467 x 73 x 64	—
	Weight	0.86kg	0.86kg	0.80kg
SPECIAL FEATURES	Accessories (supplied)	Chopper, Whisk, Cutter holder, Beaker, Brush with spatula	Chopper, Whisk, Cutter holder, Beaker, Brush with spatula	Cutter holder, Beaker, Brush with spatula

## SLOW JUICERS

SLOW JUICERS		MJ-L700	MJ-L501	MJ-L500
GENERAL	Catalogue Page	29	30	31
	Colour	Matte Black	Matte Black/ Matte White	Silver
	Materials	Stainless Steel / Plastic	Stainless Steel / Plastic	Stainless Steel / Plastic
	Power Consumption	150W	150W	150W
SPECIAL FEATURES	Juice Cone	•	•	•
	Frozen Cone	•	•	•
	Auger	Stainless steel reinforced	Stainless steel reinforced	Stainless steel reinforced
	Juice Container Capacity	780ml	980ml	980ml
	Pulp Container Capacity	1060ml	1300ml	1300ml
	Rotation Speed	45rpm	45rpm	45rpm
	Reverse Switch	•	•	•
	Outlets	One for the juice, one for the pulp	One for the juice, one for the pulp	One for the juice, one for the pulp
SPECIFICATIONS	Anti-drip	•	•	•
	Dimensions W x H x D (mm)	190 x 425 x 205	185 x 427 x 176	185 x 432 x 176
	Weight	Approx. 4kg (incl. juice container)	Approx. 4.4kg (incl. juice container)	Approx. 4.4kg (incl. juice container)
	Accessories (supplied)	Juice container (780ml), Pulp container (1060ml), Juice cone, Frozen cone, Cleaning brush, Food pusher	Juice container (980ml), Pulp container (1300ml), Juice cone, Frozen cone, Cleaning brush, Food pusher	Juice jug (980ml), Pulp jug (1300ml), Juice attachment, Frozen attachment, Cleaning brush, Food pusher

## BREADMAKERS

BREADMAKERS		Christina SD-ZP2000   SD-ZF2010
GENERAL	Catalogue Page	35
	Colour	White (SD-ZP2000)   Black (SD-ZF2010K)
	Crust Colour Settings	Up to 2 <sup>3</sup>
	Loaf Sizes	Up to 2 <sup>3</sup>
	Max. Flour Amount	Up to 500g <sup>3</sup>
	Power Consumption	Max. 700W
	Power Failure Protection	•
	Motor Overload Protection	•
	Power Voltage	230V / 50Hz
	Programmes	15 bake, 2 dough and 1 jam programmes
BAKE PROGRAMMES	Soft	•
	Soft Rapid	•
	Soft Raisin	•
	Soft Raisin Rapid	•
	Basic	—
	Basic Rapid	—
	Basic Raisin	—
	Multigrain Rapid	—
	Rustic Artisan	—
	Whole Wheat Rapid	—
	Rye	—
	French	—
	Rustic Sourdough	—
	Italian	—
	Sandwich	—
HARD-CRUST BAKE PROGRAMMES	Brioche	•
	Speciality	—
	Speciality Raisin	—
	Rustic Scone	—
	Bake Only	•
	White	•
	White Raisin	•
	White Stuffed	•
	Whole Wheat	•
	Whole Wheat Raisin	•
GLUTEN FREE PROGRAMMES	Lean	•
	Lean Raisin	•
	Gluten-Free Bread	•
DOUGH PROGRAMMES	Gluten-Free Cake	•
	Gluten-Free Pasta Dough	—
	Bread Dough	•
	Basic	—
	Basic Raisin	—
	Rustic Artisan	—
	Whole Wheat	—
	Whole Wheat Raisin	—
	Rye	—
	French	—
	Rustic Sourdough	—
	Sourdough Starter	—
	Pasta	—
	Pizza Dough	•
	Brioche	—
OTHERS	Speciality	—
	Speciality Raisin	—
	Jam	•
SPECIAL FEATURES	Compote	—
	Baking Pan	Scratch-resistant, ceramic-coated
	Timer-Controlled Raisin/Nut Dispenser	—
	Timer-Controlled Yeast Dispenser	—
	Sensor Control	•
SPECIFICATIONS	Max. Time Preset	13h
	Dimensions W x H x D (mm)	273 x 340 x 404
	Weight	7.0kg
SPECIAL FEATURES	Accessories (supplied)	Measuring cup, Measuring spoon, Instruction manual with recipe collection

<sup>1</sup> Use a detergent intended for use with a dishwashing machine. Use after thoroughly referring to the user manual accompanying your dishwasher.

<sup>2</sup> The beaker may be fragile. Distance this item from the heating element and set the temperature to low if using a model with heat control. | <sup>3</sup> Depends on type of bread.

Some specifications may be tentative. For details, please go to [www.panasonic.com](http://www.panasonic.com)



[illegible]

