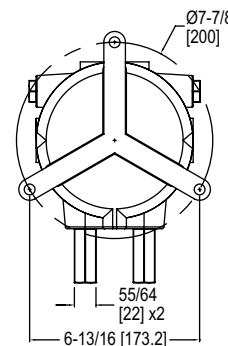
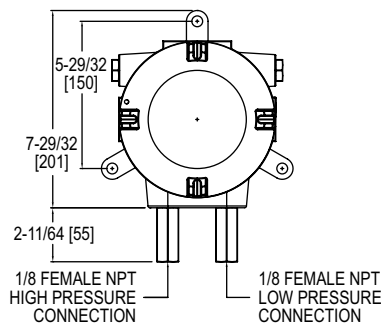
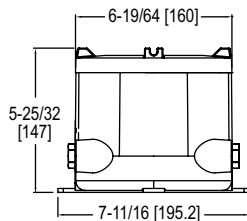


ATEX/IECEx APPROVED COMPACT LOW DIFFERENTIAL PRESSURE SWITCHES

The 1900 in Flameproof ATEX/IECEx Enclosure



AT-101NA-1900, shown with VS0 port/valve configuration

Series AT-1900 ATEX/IECEx Approved Compact Low Differential Pressure Switches is our most popular switch and is now available in a flameproof package. This pressure switch combines advanced design and precision construction to make these switches able to perform many of the tasks of larger, costlier units. For air and non-combustible compatible gases, the Series AT-1900 switches have set points from 0.07 to 20 in w.c. (1.8 to 508 mm). Set point adjustment is easy with range screw located inside the switch enclosure. Series AT-1900 switches are available in aluminum enclosures and ideal for low pressure, hazardous area applications.

FEATURES/BENEFITS

- Flameproof enclosure protects the device in hazardous areas
- Compact size and repeatability provide a high-value switch for many industrial and OEM applications
- Wide range of models from 0.07 in w.c. to 20 in w.c. can meet exacting OEM specifications for a low pressure switch
- Range screw protected inside switch enclosure prevents tampering

APPLICATIONS

- Hazardous area low pressure applications
- Air conditioning refrigeration coil icing detection; defrost cycle initiation
- Clogged filter detection
- Variable air volume controller

Attention: Check local safety rules and warnings on unit and manual for a correct use of the instrument in hazardous area.

PRESSURE LIMITS		
Port/Valve	One Pressure Port Connected	Both Pressure Ports Connected
VS0	10 kPa	10 kPa
VLO	10 kPa	10 kPa

MODEL CHART											
Example	AT	-101NA	-1910	-00	-B	1	VS0	12	AT-101NA-1910-00-B1VS012	Price	
Enclosure	AT								ATEX/IECEx approved enclosure	\$985.00 ^⑧	
Housing Material		101NA							Aluminum enclosure	-	
Series			1910						1910 differential pressure switch	-	
Range				00					0.07-0.15 in w.c. (17.5-37 Pa)	-	
				0					0.15-0.55 in w.c. (37.5-137 Pa)	-	
				1					0.40-1.6 in w.c. (100-398 Pa)	-	
				5					1.4-5.5 in w.c. (348.5-1368 Pa)	-	
				10					3.0-11.75 in w.c. (747-2924 Pa)	-	
				20					4.0-20.0 in w.c. (996-4977 Pa)	-	
Cover					B				Blind	-	
Port/Valve Material						1			Brass	-	
						2			Stainless steel	-	
Port/Valve Configurations							VS0		STD port/no valve	Brass	Stainless Steel
							VLO		LD port/no valve	+60.00 ^⑧	+135.00 ^⑧
										+150.00 ^⑧	+385.00 ^⑧
Cable Entry								12	1/2" NPT ANSI/ASME B1.20.1	-	

⑧ Items are subject to Schedule B discounts.

SPECIFICATIONS

Service: Air and non-combustible, compatible gases.

Wetted Materials: Consult factory.

Temperature Limits: -30 to 180°F (-34 to 82.2°C) (**Note:** Product temperature limits differ from case).

Pressure Limits: See pressure limit chart.

Switch Type: SPDT.

Repeatability: ±3% FS.

Electrical Rating: 15 A @ 120-480 VAC, 60 Hz. Resistive 1/8 HP @ 125 VAC, 1/4 HP @ 250 VAC, 60 Hz. Derate to 10 A for operation at high cycle rates.

Mounting Orientation: Diaphragm in vertical position.

Set Point Adjustment: Screw type on pressure switch inside the enclosure accessible by hole with plug on housing. Set point regulation must be done with instrument de-energized. Follow instructions and safety warning to open cover.

Enclosure Rating: IP66.

Housing Material: Aluminum.

Finishing: Texture epoxy coat RAL7015.

Process Connections: 1/8" NPT female brass (SS optional).

Electrical Connections: Two 1/2" NPT female. Cable gland not included.

Weight: 10.5 lb (4.8 kg).

ATEX Certificate: EPT 19 ATEX 3192 X.

Agency Approvals: ATEX compliant: CE 0477 Ex II 2G Ex db IIC T5, T6 Gb -60°C ≤ Ta ≤ +50°C (T6) -60°C ≤ Ta ≤ +60°C (T5) II 2D Ex tb IIIC T75 °C Db IECEx Compliant: Ex db IIC T5, T6 Gb -60°C ≤ Ta ≤ +50°C (T6) -60°C ≤ Ta ≤ +60°C (T5) Ex tb IIIC T75°C Db.